


**MISSOURI
PACIFIC
LINES**

ROUTE OF THE
Eagles

**MISSOURI
PACIFIC
LINES**

ROUTE OF THE
Eagles



Issued December 10, 1950

Issued December 10, 1950

USE THE ST. LOUIS GATEWAY USE THE ST. LOUIS GATEWAY

You'll Enjoy Every Mile on the **EAGLES**

What a wonderful way to travel!
Just sit back and relax in
streamlined comfort as you
speed along miles of scenic
route. You'll like the
choice of accommodations in
smartly appointed coaches
or luxurious Pullmans.

Pleasure aplenty in the
attractive lounge cars,
too. Go West-Southwest
via the Eagles.

**MISSOURI
PACIFIC
LINES**

*Premium Speed,
Convenience and Comfort
at No Extra Fare*

Low Cost Coach Fares

The **TEXAS EAGLE** overnight
between St. Louis, Memphis
and the principal cities of
Texas. Through sleeping cars
between New York, Washington
and Texas.

The **COLORADO EAGLE** between St.
Louis, Kansas City, Wichita and
Colorado. Planetarium-observation coaches
between St. Louis and Denver daily.

The **MISSOURI RIVER EAGLE** between St. Louis
and Kansas City, St. Joseph, Lincoln, Omaha.

The **VALLEY EAGLE** between Houston, Corpus
Christi and the Rio Grande Valley.

ROUTE OF THE EAGLES

Understanding a Time Table Is Not So Difficult - - -

In fact, you will find it simple, we believe, if you will read and follow the suggestions offered here. You can find in this folder the answers to most of the questions that are apt to arise concerning a trip on the Missouri Pacific Lines.

● Check References

REFERENCES

- ▲—Via Missouri Pacific Bus Lines
- f—Stops on signal.
- ★—Stops to receive or discharge revenue
- Stops to receive revenue passengers.
- Stops to discharge revenue passengers.
- †—Stops for revenue passengers to or from

Light figures indicate A. M.

There is a reason for each of the symbols that appear opposite some schedule figures. For illustration, "f" means stop to let passengers get on or off the train. Each symbol is explained in a footnote on the page on which it is shown. If you encounter a symbol in the table you are consulting, be sure to check the footnote. The information may affect your travel plans.

Index of Stations

Table No.	Table No.
*Batrd, Tex. 19	*Branson, Mo. 4
*Baker, Kan. 5	*Brazton, Tex. 78
*Bald Knob, Ark. 4, 16, 28	*Brazoria, Tex. 21, 23, 58
*Balmora, Ill. 39	*Briceway, Ark. 39
*Bauert, Tex. 53	*Bridge Jet, Ark. 16, 39
*Burling, Ark. 32	*Bridgeport, Kan. 27
*Hartel, Ia. 33	*Bringham, Ia. 27
*Harrison, Kan. 7	*Brittany, Ark. 40
*Harrett, Kan. 7	*Broadway (See St. Louis)
*Harrett, Mo. 1	*Brock, Neb. 67, 68
*Harron, Mo. 45	*Bronaugh, Kan. 9
*Harsholmew Spur, Ia. 31	*Bronson, Kan. 9
*Hartie, Ill. 29	*Brookland, Ark. 28
*Hartlett, Kan. 11	*Brown, Kan. 40
*Horton, Ark. 40	*Brown, Mo. 44
*Horton Junction, Ark. 40	*Brown Spring, Mo. 44
*H. Ia. 21	

● Index to Stations

First locate the place you are going to in the alphabetical index of stations on Pages 81-85. Then turn to the table bearing the number shown in the index. Here you will find the schedules of trains arriving at and departing from your destination.

● Rail and Pullman Fares

A list of rail, sleeping and parlor car between principal cities is shown on Pages 75-80. Figures shown do not include 15 per cent Federal Tax that applies on all fares or 2 per cent Sales Tax applicable to intrastate fares between points in Missouri.

● Read Down


First read down the list of cities until you locate your starting point. Opposite you will find the departure times of trains that stop there. Continue reading down until you find the name of your destination where you can check the arrival times of trains stopping there.

RAIL AND PULLMAN FARES


	In Coaches		Pullman
	One Way	3 Months R. T.	One Way
ILLAS, TEX. TO			
Chicago, Ill.	\$21.00	\$37.80	\$31.49
Hot Springs, Ark.	7.44	13.40	11.14
Little Rock, Ark.	7.27	13.10	10.89
Memphis, Tenn.	10.31	18.60	15.44
Mexico City, Mex.	14.69	26.45	22.02
St. Louis, Mo.	21.00	37.80	31.49
PORT WORTH TO			
Chicago, Ill.	8.10	14.60	12.12
Hot Springs, Ark.	7.93	14.30	11.87
Little Rock, Ark.	10.97	19.75	16.42
Memphis, Tenn.	14.96	26.95	22.43
St. Louis, Mo.			
TON, TEX.			

● Traffic Representatives

Addresses and telephone numbers of the traffic offices maintained by the Missouri Pacific Lines in principal cities of the United States, in Mexico, and Havana, Cuba, are listed on Pages 86-90. Call on any of these agencies any time you need information or assistance with your travel or shipping problems. You will be cordially welcomed and receive prompt attention.



● A. M. and P. M.



Departure times from 12:01 A.M. to 11:59 A.M. are shown in light figures. Times from 12:01 P.M. to 11:59 P.M. are shown in heavy figures.

● Other Helpful Information

Condensed schedules with descriptions of travel accommodations available on Missouri Pacific trains are shown on Pages 5-16. Departure times of connecting trains of other railroads from St. Louis, Memphis, Kansas City, New Orleans and Omaha are listed on Pages 65-68. Baggage and ticket regulations and other information of interest to travelers are presented on Pages 79-80.

ST. LOUIS — KANSAS CITY

TABLE A	5 Daily	15 Daily	11 Daily	19 Daily	9 Daily
Lv ST. LOUIS.....	8.50 Su	1.50 Su	4.00 Su	5.00 Su	11.50 Su
Ar JEFFERSON CITY.....	10.58 Su	4.05 Su	6.02 Su	8.05 Su	2.28 Mo
Ar SEDALIA.....	12.15 Su	5.28 Su	7.18 Su	9.45 Su	4.30 Mo
Ar KANSAS CITY.....	2.10 Su	7.45 Su	9.00 Su	12.15 Mo	7.20 Mo

ST. LOUIS — KANSAS CITY — DENVER — SAN FRANCISCO

TABLE B	15 Daily Example	11 Daily Example
Lv ST. LOUIS.....	1.50 Su	4.00 Su
Ar KANSAS CITY.....	7.45 Su	9.00 Su
Lv KANSAS CITY.....	8.30 Su	9.10 Su
Lv GENESEO.....	3.45 Mo	1.32 Mo
Ar HOISINGTON (C.T.).....	4.45 Mo	2.07 Mo
Ar PUEBLO (M.T.).....		6.45 Mo
<i>(Via D. & R. G. W.)</i>		
Lv PUEBLO.....	6.50 Mo	
Ar COLORADO SPGS. (A.T. & S.F. St.).....	7.46 Mo	
Ar DENVER.....	9.35 Mo	
Lv PUEBLO.....	12.10 Mo	
Ar ROYAL GORGE.....	1.33 Mo	
Ar GLENWOOD SPRINGS.....	8.27 Mo	
Ar SALT LAKE CITY (M.T.).....	8.15 Tu	
Ar OGDEN (M.T.).....	9.50 Tu	
<i>(Via Western Pacific)</i>		
Lv SALT LAKE CITY (M.T.).....	10.40 Tu	
Ar SAN FRANCISCO (P.T.).....	4.50 We	
<i>(Via Southern Pacific)</i>		
Lv OGDEN (M.T.).....	6.22 Tu	
Ar SAN FRANCISCO (P.T.).....	9.15 We	
CONNECTING TRAIN		
Lv WICHITA.....	9.30 Su	9.30 Su
Ar GENESEO.....	12.15 Mo	12.15 Mo

ST. LOUIS — KANSAS CITY — LOS ANGELES

TABLE C	11 Daily	9 Daily
Lv ST. LOUIS.....	4.00 Su	11.50 Su
Ar KANSAS CITY.....	9.00 Su	7.20 Mo
<i>(Via Rock Island)</i>		
Lv KANSAS CITY.....	11.10 Su	8.00 Mo
Ar LOS ANGELES.....	7.35 Tu	10.55 Tu
<i>(Via Santa Fe)</i>		
Lv KANSAS CITY.....	9.30 Su	8.00 Mo
Ar LOS ANGELES.....	10.25 Tu	7.00 We

ST. LOUIS — KANSAS CITY — OMAHA — LINCOLN

TABLE D	5-105-605	19-119-609
Lv ST. LOUIS.....	8.50 Su	5.00 Su
Lv KANSAS CITY.....	2.25 Su	12.40 Mo
Ar OMAHA.....	6.40 Su	7.45 Mo
Ar LINCOLN.....	7.20 Su	10.30 Mo

ST. LOUIS — WICHITA

TABLE E	19-419 Daily
Lv ST. LOUIS.....	5.00 Su
Ar WICHITA.....	7.15 Mo

EQUIPMENT: WESTBOUND

No. 11—Colorado Eagle Streamlined Train

Sleepers:
St. Louis to Denver. 14 Roomettes, 1 Drawing Room, 2 Double Bedrooms. [111]
St. Louis to Denver. 14 Roomettes 4 Double Bedrooms. [112].
St. Louis to Los Angeles. R. I.—S. P. No. 3 from Kansas City. 6 Sec. 6 Roomettes, 4 Double Bedrooms. [115].
Wichita to Denver. 8 Sec. 1 Dr. 3 Double Bedrooms. [114].
Coach:..... St. Louis to Denver.
Grill Coach: St. Louis to Denver.
Planetarium Coach:
St. Louis to Denver.
Dining-Lng. St. Louis to Denver.

No. 5-105-605 Missouri River Eagle Streamlined Train

Reclining Seat Coaches:..... St. Louis to Omaha.
Coach:..... Union to Lincoln.
Dining Car: St. Louis to Omaha.
Parlor Car: St. Louis to Omaha. [51].

No. 15

Mo. Pac Parlor Car—D. R.:
St. Louis to Kansas City. [151].

Dining Lounge:
St. Louis to Kansas City.

Coaches:
St. Louis to Kansas City.
Kansas City to Hoisington.

No. 9—The Missourian

Sleepers: (Ready for occupancy 9:30 p.m.)
St. Louis to Kansas City. 8 Sec. 5 Double Bedrooms. [91]
St. Louis to Kansas City. 10 Sec. 1 Dr. 2 Compt. [92].
Coaches:..... St. Louis to Kansas City.

No. 19-119-419-609 The Sunflower

Sleepers:
St. Louis to Omaha. 10 Sec. 1 Dr. 2 Compt. [191].
(Train 119 from Kansas City).
St. Louis to Wichita. 10 Roomettes, 5 Double Bedrooms. [192].
(Train 419 from Pleasant Hill).
Coaches:
St. Louis to Kansas City.
Kansas City to Omaha.
Union to Lincoln.
Grill Coach: St. Louis to Wichita.
Kansas City to Omaha.

No. 519

Coach: Atchison to Downs.




COLORADO'S SCENIC wonderlands, so deservedly popular with summer vacation-seekers, have just as much to offer those who relish the rugged thrills of winter's outdoor sports.

There are glass-smooth mountain lakes for skating, boundless areas of snow that are made to order for skiing. There are easy slopes where the novice may safely improve his ability, and there are hair-raising downhill runs and jumps to satisfy the most skilled and daring. For all King Winter's ardent followers the Rockies provide a vast panorama of dazzling scenic beauty.

Equally important, Colorado's major winter sports areas provide comfortable living accommodations in wide variety and price range. Sports equipment may be rented, too, and there are qualified experts ready to offer instructions for those who want them.

For complete information about Colorado's winter sports centers, write to the Governors Committee on Winter Sports, 315 Kittredge Bldg., 511 Sixteenth St. Denver, Colo. See or phone any Missouri Pacific representative for assistance in planning your Colorado vacation trip.

How Well Do You Know Our U. S. Presidents



Can you recall the names of the men who have held the office of President of the United States? Here is a little test of your knowledge of United States history and of your memory for names. Ten towns served by Missouri Pacific Lines have the same names as or suggestive of former Presidents. They are listed below by number to designate the order in which they were elected. The number in the right hand column indicates the table in which each name may be found. No. 1, of course, is easy but some of the others may prove more difficult.

President	Table No.
1	1
3	16
5	15
7	19
8	15
10	26
12	18
16	2
23	14
25	48

You will find the correct list on Page 27 of this folder.

KANSAS CITY — ST. LOUIS

TABLE F	10	20	12	6	14
	Daily	Daily	Daily	Daily	Daily
Lv KANSAS CITY.....	11:30 Su	1.45 Su	7.01 Su	12.20 Su	4.00 Su
Lv SEDALIA.....	1.50 Mo	4.00 Su	8.38 Su	2.10 Su	5.55 Su
Lv JEFFERSON CITY.....	3.40 Mo	5.25 Su	9.45 Su	3.20 Su	7.15 Su
Ar ST. LOUIS.....	7.28 Mo	8.05 Su	12.01 Su	6.40 Su	10.05 Su

EQUIPMENT: EASTBOUND

No. 12—Colorado Eagle Streamlined Train

Sleepers:

Denver to St. Louis, 14 Roomettes, 1 Drawing Room, 2 Double Bedrooms [31].

Denver to St. Louis, 14 Roomettes 4 Double Bedrooms. [32].

Denver to Wichita, 8 Sec. 1 Drawing Room, 3 Double Bedrooms. [34].

Coach..... Denver to St. Louis.

Grill Coach. Denver to St. Louis.

Planetarium

Coach..... Denver to St. Louis.

Dining-Lng. Denver to St. Louis.

No. 606-106-6

Missouri River Eagle Streamlined Train

Reclining Seat

Coaches..... Omaha to St. Louis.

Coach..... Lincoln to Union.

Dining Car. Omaha to St. Louis.

Parlor Car.. Omaha to St. Louis. [61].

No. 610-110-20 and 420-20 —The Sunflower

Sleepers:

Omaha to St. Louis, 10 Sec. 1 Dr. 2 Compt. [204].

Los Angeles to St. Louis, 6 Sec. 6 Roomettes, 4 Double Bedrooms. [41] (S. P.—R. I. No. 4 to Kansas City.)

Wichita to St. Louis, 10 Roomettes, 5 Double Bedrooms. [202].

Coaches:

Omaha to Kansas City.

Union to Lincoln.

Kansas City to St. Louis.

Grill Coach..... Omaha to Kansas City. Wichita to St. Louis.

No. 10

The Missourian

Sleepers: (Ready for occupancy 10:00 P. M.)

Kansas City to St. Louis, 10 Sec. 1 Dr. 2 Compt. [105].

Kansas City to St. Louis, 8 Section, 5 Double Bedrooms. [106].

Coaches:

Kansas City to St. Louis.

No. 14

Parlor Car.. Kansas City to St. Louis. 1 Dr. [142].

Coaches..... Kansas City to St. Louis.

Dining-Lng. Kansas City to St. Louis.

No. 16

Coach..... Hoisington to Kansas City.

No. 510

Coach..... Downs to Atchison.

SAN FRANCISCO — DENVER — KANSAS CITY — ST. LOUIS

TABLE G	16-6	12
	Daily Example	Daily Example
<i>(Via Southern Pacific)</i>		
Lv SAN FRANCISCO (P.T.).....		11.00 Su
Ar OGDEN (M.T.).....		6.25 Mo
<i>(Via Western Pacific)</i>		
Lv SAN FRANCISCO (P.T.).....		9.00 Su
Ar SALT LAKE CITY (M.T.).....		5.20 Mo
<i>(Via D. & R. G. W.)</i>		
Lv OGDEN (M.T.).....		3.50 Mo
Lv SALT LAKE CITY (M.T.).....		5.30 Mo
Lv GLENWOOD SPRINGS.....		4.10 Tu
Lv ROYAL GORGE.....		10.36 Tu
Ar PUEBLO.....		12.05 Tu
Lv DENVER.....		4.00 Tu
Lv COLO. SPRGS.(D. & R.G.W.Sta.).....		5.48 Tu
Ar PUEBLO.....		6.45 Tu
Lv PUEBLO (M.T.).....		6.50 Tu
Lv HOISINGTON (C.T.).....	11.40 Tu	1.12 We
Ar GENESEO.....	12.30 We	1.51 We
Ar KANSAS CITY.....	8.10 We	6.40 We
Lv KANSAS CITY.....	12.20 We	7.01 We
Ar ST. LOUIS.....	5.40 We	12.01 We
CONNECTING TRAIN		
Lv GENESEO.....	4.00 We	4.00 We
Ar WICHITA.....	7.00 We	7.00 We

LOS ANGELES — KANSAS CITY — ST. LOUIS

TABLE H	10	20	12
	Daily	Daily	Daily
<i>(Via Rock Island)</i>			
Lv LOS ANGELES.....	8.05 Su	1.30 Su	7.30 Su
Ar KANSAS CITY.....	9.50 Tu	1.25 Tu	3.30 Tu
<i>(Via Santa Fe)</i>			
Lv LOS ANGELES.....	6.15 Su		1.40 Su
Ar KANSAS CITY.....	10.15 Tu		6.15 Tu
Lv KANSAS CITY.....	11.30 Tu	1.45 Tu	7.01 Tu
Ar ST. LOUIS.....	7.28 We	8.05 Tu	12.01 Tu

LINCOLN — OMAHA — KANSAS CITY — ST. LOUIS

TABLE I	610-	606-
	110-20	106-6
Lv LINCOLN.....	3.30 Su	7.20 Su
Lv OMAHA.....	4.10 Su	8.00 Su
Ar KANSAS CITY.....	9.20 Su	11.59 Su
Ar ST. LOUIS.....	8.05 Mo	5.40 Su

WICHITA — ST. LOUIS

TABLE J	420-20
	Daily
Lv WICHITA.....	7.45 Su
Ar ST. LOUIS.....	8.05 Mo

TABLE

K

ST. LOUIS — MEMPHIS AND ARKANSAS — TEXAS — ARIZONA — CALIFORNIA

	The Texan	THE TEXAS EAGLE	The Southerner	THE TEXAS EAGLE	The Texan	The Ozarker	The Southerner
	25 Daily Example	1 Daily Example	7 Daily Example	2 Daily Example	26 Daily Example	4 Daily Example	8 Daily Example
St. Louis Gateway							
Lv ST. LOUIS	2.00 Su	5.30 Su	12.45 Su	Lv LOS ANGELES (S.P.)	8.30 Sat		
Ar LITTLE ROCK	9.25 Su	12.20 Mo	10.30 Su	Lv PHOENIX (M.T.)			
				Lv TUCSON	11.20 Su		
Memphis Gateway		201-1	219-7	Ar EL PASO	7.35 Su		
Lv MEMPHIS		8.30 Su	8.00 Su	Lv EL PASO (T. & P.)	12.50 Mo		
Ar LITTLE ROCK		11.45 Su	11.05 Su	Lv FT. WORTH (C.T.)	5.15 Mo		
Lv LITTLE ROCK	9.50 Su	12.40 Mo	11.25 Su	Lv DALLAS	6.15 Mo	8.00 Su	6.15 Mo
Ar Texarkana	1.30 Mo	3.10 Mo	2.30 Su	Lv Longview	8.45 Mo	9.30 Su	7.20 Mo
Lv Texarkana via T. & P.	2.00 Mo	3.25 Mo	3.00 Su	Ar Longview	8.45 Mo	1.00 Mo	9.55 Mo
Ar Longview	4.10 Mo	5.01 Mo	5.15 Su	Lv Texarkana	10.30 Mo	1.00 Mo	9.55 Mo
Lv Longview	4.10 Mo	5.01 Mo	5.15 Su	Ar Texarkana (Via MoPac)	10.40 Mo	3.40 Mo	11.45 Mo
Lv DALLAS	7.15 Mo	8.40 Mo	8.40 Su	Ar LITTLE ROCK	1.10 Tu	3.55 Mo	12.05 Mo
Ar FT. WORTH	8.15 Mo	8.30 Mo	10.05 Su			7.30 Tu	3.05 Mo
Lv EL PASO (M.T.)		10.00 Mo	1.15 Mo	Memphis Gateway	2-202		8-220
Ar EL PASO (S.P.)		11.40 Mo	3.35 Mo	Lv LITTLE ROCK	2.30 Tu	2.30 Tu	3.30 Mo
Ar TUCSON		5.45 Tu	9.15 Mo	Ar MEMPHIS	6.30 Tu	6.30 Tu	7.00 Mo
Ar PHOENIX		8.20 Tu	11.45 Mo			2.00 Tu	7.55 Mo
Ar LOS ANGELES (P.T.)		4.30 Tu	7.35 Tu	Lv LITTLE ROCK	1.30 Tu	11.35 Tu	3.20 Mo
				Ar ST. LOUIS	8.10 Tu		11.00 Mo

TABLE

L

ST. LOUIS—MEMPHIS AND SAN ANTONIO—MEXICO CITY

	THE TEXAS EAGLE	SUN-SHINE SPECIAL	The Southerner	SUN-SHINE SPECIAL	THE TEXAS EAGLE	The Southerner
	21 Daily Example	31 Daily Example	7-37 Daily Example	32 Daily Example	22 Daily Example	38-8 Daily Example
St. Louis Gateway						
Lv ST. LOUIS	5.30 Su	5.35 Su	12.45 Su	Via N. R. of M. MEXICO CITY	8.20 Sa	
Ar LITTLE ROCK	12.10 Mo	1.05 Mo	10.30 Su	Lv MONTERREY	3.50 Su	
				Ar NUEVO LAREDO	8.00 Su	
Memphis Gateway	201-21	219-7		Lv LAREDO	9.05 Su	
Lv MEMPHIS	8.30 Su	8.30 Su	8.00 Su	Via MoPac.		
Ar LITTLE ROCK	11.45 Su	11.45 Su	11.05 Su	Lv SAN ANTONIO	8.15 Mo	2.10 Su
Lv LITTLE ROCK	12.20 Mo	1.35 Mo	11.25 Su	Lv AUSTIN	10.25 Mo	3.40 Su
Ar Texarkana	3.00 Mo	4.50 Mo	2.30 Su	Ar Palestine	2.50 Mo	6.55 Su
Lv Texarkana	3.10 Mo	5.15 Mo	4.15 Su	Lv Palestine	3.05 Mo	7.15 Su
Via T. & P.				Ar Longview	5.15 Mo	9.00 Su
Ar Longview	4.45 Mo	7.00 Mo	6.50 Su	Lv Longview	5.30 Mo	8.30 Mo
Lv Longview	4.50 Mo	7.15 Mo	7.10 Su	Via T. & P.		
Via MoPac.				Ar Texarkana	7.35 Mo	10.40 Su
Ar Palestine	6.30 Mo	9.25 Mo	9.50 Su	Lv Texarkana	7.50 Mo	10.50 Su
Lv Palestine	6.45 Mo	9.40 Mo	10.30 Su	Ar LITTLE ROCK	11.15 Mo	1.20 Mo
Ar AUSTIN	10.00 Mo	2.00 Mo	4.35 Mo			
Ar SAN ANTONIO	11.40 Mo	3.55 Mo	7.10 Mo	Memphis Gateway	32-202	22-202
Ar LAREDO	4.20 Mo			Lv LITTLE ROCK	2.30 Tu	2.30 Mo
Via N. R. of M.				Ar MEMPHIS	6.30 Tu	6.30 Mo
Lv NUEVO LAREDO	6.00 Mo			Lv LITTLE ROCK	11.59 Mo	1.40 Mo
Ar MONTERREY	10.15 Mo			Ar ST. LOUIS	7.50 Tu	8.20 Mo
Ar MEXICO CITY	8.00 Tu					

TABLE

M

ST. LOUIS—MEMPHIS AND HOUSTON—GALVESTON

	THE TEXAS EAGLE	SUN-SHINE SPECIAL	The Southerner	SUN-SHINE SPECIAL	THE TEXAS EAGLE	The Southerner
	21-25 Daily Example	31-131 Daily Example	7-37-27 Daily Example	132-32 Daily Example	26-22 Daily Example	28-38-8 Daily Example
St. Louis Gateway						
Lv ST. LOUIS	5.30 Su	5.35 Su	12.45 Su	Lv GALVESTON	2.00 Mo	7.30 Su
Ar LITTLE ROCK	12.10 Mo	1.05 Mo	10.30 Su	Lv HOUSTON	4.00 Mo	12.01 Mo
				Ar Palestine	6.55 Mo	4.30 Mo
Memphis Gateway	201-21	201-31	219-7	Lv Palestine	3.05 Mo	5.30 Mo
Lv MEMPHIS	8.30 Su	8.30 Su	8.00 Su	Ar Longview	5.15 Mo	9.00 Mo
Ar LITTLE ROCK	11.45 Su	11.45 Su	11.05 Su	Lv Longview	6.30 Mo	9.05 Mo
Lv LITTLE ROCK	12.20 Mo	1.35 Mo	11.25 Su	Via T. & P.		
Ar Texarkana	3.00 Mo	4.50 Mo	2.30 Su	Ar TEXARKANA	7.35 Mo	10.40 Mo
Lv Texarkana	3.10 Mo	5.15 Mo	4.15 Su	Lv Texarkana	7.50 Mo	10.50 Mo
Via T. & P.				Via MoPac.		
Ar Longview	4.45 Mo	7.00 Mo	6.50 Su	Ar LITTLE ROCK	11.15 Mo	1.20 Tu
Lv Longview	4.50 Mo	7.15 Mo	7.10 Su			
Via MoPac.				Memphis Gateway	32-202	22-202
Ar Palestine	6.30 Mo	9.25 Mo	9.50 Su	Lv LITTLE ROCK	2.30 Tu	3.30 Mo
Lv Palestine	6.50 Mo		11.59 Su	Ar MEMPHIS	6.30 Tu	7.00 Mo
Ar HOUSTON	10.00 Mo		5.45 Mo	Lv LITTLE ROCK	11.59 Mo	1.40 Tu
Ar GALVESTON	12.01 Mo			Ar ST. LOUIS	7.50 Tu	8.20 Tu

▲—Via bus—Rail tickets honored.

TABLE N CHICAGO—ST. LOUIS—HOT SPRINGS

	3	31-831	7-219
Lv CHICAGO (GM&O)			4.50 Sat
Lv ST. LOUIS	7.22 Su	5.35 Su	12.45 Su
Ar LITTLE ROCK	5.45 Su	1.05 Mo	10.30 Su
Lv LITTLE ROCK	▲7.20 Su	2.30 Mo	11.20 Su
Ar HOT SPRINGS	▲9.50 Su	4.00 Mo	12.45 Su
	220-8	832-32	4
Lv HOT SPRINGS	1.45 Su	8.00 Su	▲5.00 Su
Ar LITTLE ROCK	3.00 Su	9.45 Su	▲7.00 Su
Lv LITTLE ROCK	3.20 Su	11.59 Su	7.55 Su
Ar ST. LOUIS	11.00 Su	7.50 Mo	5.30 Su
Ar CHICAGO (GM&O)	7.00 Mo		

TABLE O ST. LOUIS — MEMPHIS

		3-303-222
Lv ST. LOUIS		7.22 Su
Ar MEMPHIS		6.20 Su
		219-304-4
Lv MEMPHIS		8.00 Su
Ar ST. LOUIS		5.30 Su

TABLE P MEMPHIS — HOT SPRINGS

		219	201
Lv MEMPHIS		8.00 Su	8.30 Su
Ar LITTLE ROCK		11.05 Su	11.45 Su
Lv LITTLE ROCK		11.20 Su	2.30 Mo
Ar HOT SPRINGS		12.45 Su	4.00 Mo
		220	832-202
Lv HOT SPRINGS		1.45 Su	8.00 Su
Ar LITTLE ROCK		3.00 Su	9.45 Su
Lv LITTLE ROCK		3.30 Su	2.30 Mo
Ar MEMPHIS		7.00 Su	6.30 Mo

TABLE Q ST. LOUIS—MEMPHIS AND SHREVEPORT

		31-201
Lv ST. LOUIS		5.35 Su
Lv MEMPHIS		8.30 Su
Ar SHREVEPORT		7.30 Su
		202-32
Lv SHREVEPORT		5.00 Su
Ar MEMPHIS		6.30 Mo
Ar ST. LOUIS		7.50 Mo

TABLE R ST. LOUIS—MEMPHIS AND EL DORADO

		31-201-821	7-219
Lv ST. LOUIS		5.35 Su	12.45 Su
Lv MEMPHIS		8.30 Su	8.00 Su
Ar EL DORADO		7.50 Mo	▲4.15 Su
		822-	
		202-32	8-220
Lv EL DORADO		6.30 Su	9.▲00 Su
Ar MEMPHIS		6.30 Mo	7.00 Su
Ar ST. LOUIS		7.50 Mo	11.00 Su

EQUIPMENT — SOUTHWEST

All Regular Cars Air Conditioned

SOUTHBOUND

The Texas Eagle Train No. 1

Sleepers—
St. Louis to Ft. Worth (14 Rmte. 1 Dr. 2 DBR) [19]
New York to El Paso (Via P.R.R.) (14 Rmte. 4 DBR) [MP-2].
Washington to Ft. Worth (Via B.&O.) (14 Rmte. 4 DBR) [MP-30].
Memphis to Ft. Worth (14 Rmte. 4 DBR) [18] (No. 201 to Little Rock).
Dallas to Los Angeles (Roomette-Bedroom) [14]
Lounge Car—
St. Louis to Ft. Worth (5 Bedroom) [17].
Dining Car—
St. Louis to Ft. Worth.
Coaches—(Reclining Seats)
St. Louis to El Paso (Divided)
St. Louis to El Paso.
Memphis to Ft. Worth (Divided) (No. 201 to Little Rock)

The Texas Eagle Train No. 21

Sleepers—
St. Louis to Galveston (14 Rmte. 1 Dr. 2 DBR) [212].
Memphis to Houston (14 Rmte. 4 DBR) [217] (No. 201 to Little Rock)
Washington to Houston (Via P.R.R.) (10 Rmte. 6 DBR) [MP-5]
New York to Houston (Via P.R.R.) (10 Rmte. 6 DBR) [MP-4].
New York to San Antonio (Via P.R.R.) (10 Rmte. 6 DBR) [MP-3]
St. Louis to San Antonio (14 Rmte. 4 DBR) [216].
St. Louis to San Antonio (6 Sec. 6 Rmte. 4 DBR) [215].
Dining Lounge Car—
St. Louis to Houston.
St. Louis to San Antonio.
Coaches—(Reclining Seats)
St. Louis to Houston (Divided).
St. Louis to Houston-Corpus Christi.
St. Louis to San Antonio (Divided).
St. Louis to San Antonio.
Houston to Galveston (Divided).
No Checked Baggage or Remains Will Be Handled On This Train.

Aztec Eagle Train No. 21

Sleepers—
San Antonio to Mexico City (10-1-2) [314].
San Antonio to Mexico City (8 Sec. 5 DBR) [316].
Dining-Lounge (Mo. Pac. Car)
San Antonio to Mexico City.
Coaches—(Reclining Seats)
San Antonio to Mexico City (Reserved Seats);
San Antonio to Laredo.

Train No. 201

Sleepers—
Memphis to Ft. Worth (14 Rmte. 4 DBR) [18]. (No. 1 from Little Rock).
Memphis to Houston (14 Rmte. 4 DBR) [217]. (No. 21 from Little Rock).
Coaches—(Reclining Seats)
Memphis to Little Rock.
Memphis to Ft. Worth (Divided) (No. 1 from Little Rock).

The Sunshine Special Train No. 31

Sleepers—
St. Louis to Hot Springs (14 Rmte. 4 DBR) [311] (No. 831 from Little Rock). (Open at Hot Springs until 8:00 AM).
St. Louis to Lake Charles (8 Sec. 5 DBR) [312] (No. 131 from Little Rock).
St. Louis to El Dorado (8-1-2) [315] (No. 821 from Gurdon).
St. Louis to Shreveport (14 Rmte. 4 DBR) [314] (L&A 3 from Hope).
St. Louis to San Antonio (12-1) [317].
St. Louis to San Antonio (14 Sec.) [M-75]
Dining-Lounge Car—
St. Louis to Poplar Bluff.
Cafe-Parlor Car—
Texarkana to San Antonio.
Coaches—(Reclining Seats)
St. Louis to San Antonio (Divided).
St. Louis to Hot Springs.

The Ozarker No. 3

Mo. Pac. Cafe—Parlor-Coach—
St. Louis to Little Rock. [35].
Coach—St. Louis to Little Rock.

No. 303

Coach—
Knobel to Wynne.

The Southerner No. 7

Sleepers—Ready 9:30 PM
St. Louis to Ft. Worth (10-1-2) [73]
St. Louis to San Antonio. (10-1-2) [375].
Chicago to Hot Springs (10 Rmte. 6 DBR) [71] (G. M. & O. 3 to St. Louis).
Dallas to El Paso (Roomette-Bedroom) [72]
Coaches—
St. Louis to San Antonio.
St. Louis-Ft. Worth (Divided).
Ft. Worth-El Paso
Palestine to Houston.
Dining-Lounge—
St. Louis to Longview.
Marshall to El Paso.

No. 219

Mo. Pac. Parlor Car—(Dr.)
Memphis to Hot Springs. [2191].
Coaches—
Memphis to Hot Springs (Divided).
Memphis to Hot Springs (Grill-Lounge).

The Texan No. 25

Sleepers—
Little Rock to Fort Worth (10-1-2) [254].
Coaches—
St. Louis to Ft. Worth (Divided).
St. Louis to Little Rock (Cafe).

No. 17

Coach—
Little Rock to Texarkana (Divided).

NORTHBOUND

The Texas Eagle Train No. 2

Sleepers—
Ft. Worth to St. Louis (14 Rmte. 1 Dr. 2 DBR) [23].
Ft. Worth to Washington (Via B&O) (14 Rmte. 4 DBR) [BO-32].
El Paso to New York (Via P.R.R.) (14 Rmte. 4 DBR) [PR-9].
Ft. Worth to Memphis (14 Rmte. 4 DBR) [266] (No. 202 from Little Rock).
Lounge Car—
Ft. Worth to St. Louis (5 Bedroom) [29].
Dining Car—
Ft. Worth to St. Louis.
Coaches—(Reclining Seats)
El Paso to St. Louis (Divided).
El Paso to St. Louis.
Ft. Worth to Memphis (Divided) (No. 202 from Little Rock).

The Texas Eagle Train No. 22

Sleepers—
Galveston to St. Louis (14 Rmte. 1 Dr. 2 DBR) [267].
Houston to Memphis (14 Rmte. 4 DBR) [265] (No. 202 from Little Rock).
Houston to Washington (Via P.R.R.) (10 Rmte. 6 DBR) [PR-11].
Houston to New York (Via P.R.R.) (10 Rmte. 6 DBR) [PR-12].
San Antonio to New York (Via P.R.R.) (10 Rmte. 6 DBR) [PR-15]
San Antonio to St. Louis (14 Rmte. 4 DBR) [228].
San Antonio to St. Louis (6 Sec. 6 Rmte. 4 DBR) [227].
Dining-Lounge Car—
Houston to St. Louis.
San Antonio to St. Louis.
Coaches—(Reclining Seats)
Galveston to Houston (Divided).
Houston to St. Louis (Divided).
Corpus Christi-Houston to St. Louis.
San Antonio to St. Louis (Divided).
San Antonio to St. Louis.
No Checked Baggage or Remains Will Be Handled On This Train.

Aztec Eagle Train No. 22

Sleepers—
Mexico City to San Antonio (10-1-2) [326].
Mexico City to San Antonio (8 Sec. 5 DBR) [321].
Dining-Lounge (Mo. Pac. Car)
Mexico City to San Antonio.
Coaches—(Reclining Seats)
Mexico City to San Antonio (Reserved Seats).
Laredo to San Antonio.

Train No. 202

Sleepers—
(Open at Memphis until 7:30 A. M.)
Ft. Worth to Memphis (14 Rmte. 4 DBR) [266]. (No. 2 to Little Rock).
Houston to Memphis (14 Rmte. 4 DBR) [265] (Train 22 to Little Rock).
Coaches—(Reclining Seats)
Ft. Worth to Memphis (Divided) (No. 2 to Little Rock).
Little Rock to Memphis.

The Sunshine Special Train No. 32

Sleepers—
San Antonio to St. Louis (12-1) [320].
San Antonio to St. Louis (14 Sec.) [M-100].
Shreveport to St. Louis (14 Rmte. 4 DBR) [323] (KCS 16 to Texarkana).
El Dorado to St. Louis (8-1-2) [324] (No. 822 to Gurdon).
Lake Charles to St. Louis (8 Sec. 5 DBR.) [1021] (No. 132 to Little Rock).
Hot Springs to St. Louis (14 Rmte. 4 DBR) [325] (No. 832 to Little Rock).
Little Rock to St. Louis (10-1-2) [327]. (Ready for occupancy 10:00 PM)
Dining-Lounge Car—
Poplar Bluff to St. Louis.
Cafe-Parlor Car—
San Antonio to Texarkana.
Coaches—(Reclining Seats)
San Antonio to St. Louis (Divided).
Hot Springs to St. Louis.

The Ozarker No. 4

Mo. Pac. Cafe—Parlor-Coach—
Little Rock to St. Louis. [45].
Sleeper—
Ft. Worth to Little Rock. (10-1-2) [41].
Coaches—
Ft. Worth to St. Louis (Divided).
Texarkana to St. Louis.

No. 304

Coach—
Wynne to Knobel.

The Southerner No. 8

Sleepers—
Ft. Worth to St. Louis (10-1-2) [82]
San Antonio-Little Rock (10-1-2) [382].
Hot Springs to Chicago (10 Rmte. 6 DBR) [83]. (To Little Rock No. 220, from St. Louis GM&O No. 8).
Coaches—
San Antonio to St. Louis (Divided).
Houston to Palestine.
El Paso to St. Louis (Divided).
Dining Lounge—
Longview to St. Louis.
Ft. Worth to Marshall.

No. 220

Mo. Pac. Parlor Car (Dr)—
Hot Springs to Memphis. [2201].
Sleepers—
Hot Springs to Chicago (14 Rmte. 1 Dr. 2 DBR) [83]. (Train 8 from Little Rock).
Coaches—
Hot Springs to Memphis (Divided).
Hot Springs to Memphis (Grill-Lounge).

The Texan No. 26

Coaches—
Texarkana to St. Louis (Divided).
Little Rock to St. Louis (Cafe).

Designating Number of Sleeping or Parlor Cars indicated in brackets [].

Capacity of sleepers shown in parenthesis—(12-1)—12 Section 1 drawing room—(10-1-2) 10 Section 1 drawing room 2 compartment—(14 Rmte. 4 DBR) 14 Roomette
4 Double Bedroom—(8 Sec. 5 DBR)—8 Section 5 double bedroom. (14 Rmte. 1 Dr. 2 DBR) 14 Roomette 1 Drawing Room 2 Double Bedroom.

TABLE S KANSAS CITY — LITTLE ROCK — HOT SPRINGS

	15-117		220-124-16
Lv KANSAS CITY.....	8.30 Su	Lv HOT SPRINGS.....	1.45 Mo
Lv COFFEYVILLE.....	2.35 Mo	Ar LITTLE ROCK.....	3.00 Mo
Lv FT. SMITH.....	7.20 Mo		
Ar LITTLE ROCK.....	11.59 Mo	Lv LITTLE ROCK.....	4.00 Mo
		Lv FT. SMITH.....	8.55 Mo
Lv LITTLE ROCK.....	▲1.05 Mo	Lv COFFEYVILLE.....	2.00 Tu
Ar HOT SPRINGS.....	▲3.20 Mo	Ar KANSAS CITY.....	8.10 Tu

**No. 117
The Rainbow Special**

Sleeper—
Kansas City to Little Rock (10 Sec. 1 Dr. 2 Compt.) [1171]
Coach—Kansas City to Little Rock.
Grill Coach—Coffeyville to Little Rock.

**No. 124
The Rainbow Special**

Sleeper—
Little Rock to Kansas City. (10 Sec. 1 Dr. 2 Compt.) [1241]
Coach—Little Rock to Kansas City.
Grill Coach—Little Rock to Coffeyville.

TABLE T ST. LOUIS — MEMPHIS — NEW ORLEANS — LAKE CHARLES

	3-335-103	31-201-131		132-202-32	116-334-8
Lv ST. LOUIS.....	7.22 Su	5.35 Su	Lv LAKE CHARLES..	1.05 Su
Lv MEMPHIS.....	4.00 Su	8.30 Su	Lv NEW ORLEANS..	8.10 Su	7.50 Su
Lv LITTLE ROCK.....	6.00 Su	1.30 Mo	Lv ALEXANDRIA....	4.15 Su	1.25 Mo
Ar MONROE.....	11.25 Su	6.35 Mo	Lv MONROE.....	6.45 Mo	3.55 Mo
Ar ALEXANDRIA....	1.40 Mo	8.55 Mo	Ar LITTLE ROCK....	11.35 Mo	9.10 Mo
Ar NEW ORLEANS..	7.00 Mo	7.05 Mo	Ar MEMPHIS.....	6.30 Mo	11.30 Mo
Ar LAKE CHARLES..	12.15 Mo	Ar ST. LOUIS.....	7.50 Mo	11.00 Mo

**No. 131
Louisiana Sunshine Special**

Sleeper—
St. Louis to Lake Charles (8 Sec. 5 Double Bedroom) [312] (No. 31 to Little Rock.)

Coach—Little Rock to Lake Charles.

Grill—Coach—Little Rock to Alexandria.

No. 103

Sleepers—
Little Rock to New Orleans (10 Sec. 1 Dr. 2 Compt.) [1031]
Monroe to New Orleans (10 Sec. 1 Dr. 2 Compt.) [1032] (Ready for occupancy 9:30 P.M.)

Grill—Coach—
Little Rock to Monroe.

Coach—Little Rock to New Orleans.

**No. 132
Louisiana Sunshine Special**

Sleeper—
Lake Charles to St. Louis (8 Sec. 5 Double Bedroom) [1021] (No. 32 from Little Rock.)

Coach—Lake Charles to Little Rock.

Grill—Coach—Alexandria to Little Rock.

No. 116—The Southerner

Sleepers—
New Orleans-Little Rock (10 Sec. 1 Dr. 2 Compt.) [1161]

New Orleans-Monroe. (10 Sec. 1 Dr. 2 Compt.) [1162]. (May be occupied until 8:00 A. M.)

Coach—New Orleans-Little Rock.

Grill Coach
Monroe to Little Rock.

TABLE U KANSAS CITY — LITTLE ROCK — MEMPHIS

	210-221-222 Daily		231-232-211 Daily
Lv KANSAS CITY.....	11.50	Lv MEMPHIS.....	12.30
Ar BRANSON.....	8.51	Lv LITTLE ROCK.....	2.00
Ar HOLLISTER.....	8.55	Lv HOLLISTER.....	10.51
Ar LITTLE ROCK.....	5.45	Lv BRANSON.....	11.00
Ar MEMPHIS.....	6.20	Ar KANSAS CITY.....	6.15

No. 210-221-222 The Southern Scenic 231-232-211

Sleeper—
Between Kansas City and Memphis (10 Sec. 1 Dr. 2 Compt.) [2101-2310].

Grill—Coach—
Between Kansas City and Memphis.

▲Via Missouri Pacific Bus Lines—rail tickets honored—remains cannot be handled.

The AMERICAN RAILROADS Present

The RAILROAD HOUR

Famous Musical Shows



NBC
NETWORK

Every
Monday
Night

GORDON
MacRAE

and Guest Stars from Stage, Screen & Radio



Quite often a little investigation or research into the origin of town names produces an interesting story. Below are a few examples, selected from the station index of this folder:

SALEM, ILL. . . . A party of New Englanders founded the settlement that now is the county seat of Marion County in southern Illinois. Along with the varied equipment essential to a pioneering expedition they brought with them recollections of their former home—Salem, Mass.—which prompted the name they gave to the new community they established.

SHERIDAN LAKE, COLO. . . . United States troopers and Sioux Indians fought a fierce battle near the present site of this eastern Colorado town adjacent to two neighboring lakes. A few years later when the community was founded it was named in honor of the Army commander, General Phil Sheridan, noted Indian fighter but better known for his exploits during the War between the States.

PLATTSMOUTH, NEBR. . . . Derived its name from its location at the confluence of the Platte River with the Missouri. Long before the city was founded there in 1855 the site was a popular camping place for fur traders traveling to and from the Oregon country.

GLOVER, MO. . . . This Ozark community in southern Missouri had its origin in a prospering sawmill that soon attracted additional settlers. Early efforts to obtain a post office for the new settlement were unsuccessful until the townspeople enlisted the support of Senator Glover who obtained the post office. His reward is evidenced in the name of the town.

PRESCOTT, ARK. . . . This Arkansas city on the main line of the Missouri Pacific between Little Rock and Texarkana was named for an author popular at the time of its incorporation—William Hickling Prescott, best known for his "The Conquest of Mexico."

SAN MARCOS, TEXAS . . . Early Franciscan monks in 1729 established a mission at the head of a spring-fed river which they named San Marcos, in honor of St. Mark. The settlement that grew up around this mission took the same name.

MILANO, TEXAS . . . There are conflicting stories as to how the original name of this Texas town, Milam, was changed to Milano. One relates that an early settler, visiting in a neighboring community was asked if he were from Milam. "My land, no!" was his reply—and the new name for Milam. Another claims the change resulted from a fancily curved letter "m" written on a package addressed to Milamo. The "m" looked like "no." Someone, presumably, preferred the new spelling.

TABLE **V** NEW ORLEANS, BATON ROUGE, BEAUMONT, HOUSTON CALIFORNIA

	3 Daily	9 Daily	SFe 24-65	
Lv NEW ORLEANS	8.10 Su	9.50 Su	7.45 Fr
Lv BATON ROUGE	10.30 Su	12.10Mo	1.40 Fr
Ar BEAUMONT	4.00 Su	5.25Mo	8.00 Fr
Ar HOUSTON	9.25 Su	7.50Mo	8.15 Su
Lv SAN FRANCISCO				
Lv LOS ANGELES				
Lv GRAND CANYON				
Ar HOUSTON				
	SFe 66-23		4 Daily	10 Daily
Lv HOUSTON	6.55 Su		8.55 Su	9.20 Su
Ar GRAND CANYON	7.00 Tu		11.25 Su	11.25 Su
Ar SAN FRANCISCO	5.25 Tu		5.15 Su	4.50Mo
Ar LOS ANGELES	10.40 Tu		7.35 Su	7.10Mo

Nos. 3 and 4—The Orleansian

Sleeper Between New Orleans and Oakland
6 Sec. 6 Rmte 4 DBR [237-247]

Cafe-Lounge Between New Orleans and Houston.

DeLuxe Chair Cars and Coaches Between New Orleans and Houston.

Nos. 9 and 10—The Houstonian

Sleeper, 8-Sec. 5 Double BedRoom Between New Orleans and Houston [95-105].

DeLuxe Chair Cars and Coaches Between New Orleans and Houston.

Trains 17-18

Coaches Between Houston and Valley Junction.

TABLE **W** ST. LOUIS AND MEMPHIS TO THE RIO GRANDE VALLEY

(VIA HOUSTON)	21-201-25-11 Daily	15-215 Daily	(VIA HOUSTON)	16-216 Daily	12-26-202-22 Daily
Lv ST. LOUIS	5.30 Su	Lv MISSION	6.30 Su	▲5.50 Su
Lv MEMPHIS	8.30 Su	Lv BROWNSVILLE	8.15 Su	6.45 Su
Ar HOUSTON	10.00Mo	Lv HARLINGEN	9.15 Su	7.30 Su
Lv HOUSTON	10.45Mo	9.20Mo	Lv CORPUS CHRISTI	11.45 Su	9.50Mo
Ar CORPUS CHRISTI	4.25Mo	4.35 Tu	Ar HOUSTON	7.30Mo	3.15 Su
Ar HARLINGEN	6.50Mo	6.45 Tu	Lv HOUSTON	4.00 Su
Ar BROWNSVILLE	7.40Mo	8.00 Tu	Ar MEMPHIS	6.30Mo
Ar MISSION	▲9.00Mo	8.55 Tu	Ar ST. LOUIS	8.20Mo

Nos. 15 and 16—The Pioneer

Sleepers Between Houston and Brownsville (10 Sec. 1 Dr. 2 Compt.) [150-160].
Between Houston and Corpus Christi (10 Sec. 1 Dr. 2 Compt.) [155-216].
(At Corpus Christi sleeper is ready for occupancy at 9:30 PM—may be occupied until 8:00 AM).

Chair Car & Coaches Between Houston and Corpus Christi.

Coaches Between Houston and Brownsville.

Nos. 11 and 12—The Valley Eagle

Coaches Between Houston and Brownsville. (Grill)
Between St. Louis-Houston and Corpus Christi.
Between San Antonio and Brownsville.

(VIA SAN ANTONIO)	21-201-205 Daily	31-201-215 Daily	(VIA SAN ANTONIO)	216-202-32 Daily	206-22-202 Daily
Lv ST. LOUIS	5.30 Su	5.35 Su	Lv MISSION	6.30 Su	▲5.50Mo
Lv MEMPHIS	8.30 Su	8.30 Su	Lv BROWNSVILLE	8.15 Su	6.45Mo
Ar SAN ANTONIO	11.40Mo	3.55Mo	Lv HARLINGEN	9.15 Su	7.30Mo
Lv SAN ANTONIO	11.55Mo	10.40Mo	Lv CORPUS CHRISTI	11.45 Su	9.50Mo
Ar CORPUS CHRISTI	4.25Mo	4.35 Tu	Ar SAN ANTONIO	6.45Mo	1.55Mo
Ar HARLINGEN	6.50Mo	6.45 Tu	Lv SAN ANTONIO	8.15Mo	2.10Mo
Ar BROWNSVILLE	7.40Mo	8.00 Tu	Ar MEMPHIS	6.30 Tu	6.30 Tu
Ar MISSION	▲9.00Mo	8.55 Tu	Ar ST. LOUIS	7.50 Tu	8.20 Tu

Nos. 215-15 and 16-216

Sleepers Between San Antonio and Mission (12 Sec. 1 Dr.) [2150-1160].

Coach Between San Antonio and Mission via Odem.

Chair Car Between San Antonio and Corpus Christi.

Nos. 205 and 206

DeLuxe Chair Cars and Coaches Between San Antonio and Corpus Christi.
Between San Antonio and Brownsville.

▲Via Missouri Pacific Bus Lines—rail tickets honored—remains cannot be handled.

ST. LOUIS — KANSAS CITY — OMAHA — LINCOLN

Miles	TABLE 1 5-1-50	5-105-605 Daily	15 Daily	11 Daily	19-119- 609 Daily	9 Daily	35 Daily Ex. Sat. Su. & Holidays
0	Lv ST. LOUIS	8.50	1.50	4.00	5.00	11.50	5.25
3	Lv Tower Grove	8.58	2.00	4.07	5.10	11.58	5.33
7	Lv Maplewood						5.41
10	Lv Webster Groves			4.15	5.22		5.52
13	Lv Kirkwood		2.12	4.20	5.30	12.19	6.05
18	Lv Valley Park						6.17
23	Lv Jedsburg						6.32
27	Lv Eureka						6.43
30	Lv Allenton						f 6.55
34	Lv Pacific						
39	Lv Gray Summit						
51	Lv Washington	9.47	2.50		6.15	1.07	
64	Lv New Haven				6.35	★ 1.20	
71	Lv Berger				6.47		
77	Lv Hermann				7.00	★ 1.38	
85	Lv Gasconade		f 3.26				
89	Lv Morrison				7.17		
97	Lv Chamois				7.27		
102	Lv St. Aubert						
109	Lv Bonnot's Mill				7.42		
114	Lv Osage		★ 3.55				
122	Ar Jefferson City	10.58	4.05	6.02	8.05	2.28	
122	Lv Jefferson City	11.00	4.10	6.05	8.15	2.40	
137	Lv Centertown						
147	Lv California	★ 11.28		★ 6.34	8.50	★ 3.16	
153	Lv Clarksburg						
159	Lv Tipton		4.52			★ 3.30	
164	Lv Syracuse						
172	Lv Otterville						
185	Lv Sedalia	12.15	5.28	7.18	9.45	4.30	
192	Lv Dresden						
197	Lv Lamonte						
204	Lv Knobnoster				★ 10.08		
208	Lv Montserrat						
215	Lv Warrensburg	12.43	6.08	★ 7.47	10.20	5.07	
221	Lv Centerview						
229	Lv Holden		6.27				
239	Lv Strasburg						211 Daily
246	Ar Pleasant Hill	★ 1.17	★ 6.50	★ 8.16	11.10	6.01	4.50
246	Lv Pleasant Hill	★ 1.17	★ 6.50	★ 8.16	11.10	6.01	f 4.57
251	Lv Greenwood						f 5.10
256	Lv Lee's Summit	★ 1.30				★ 6.17	6.35
270	Lv Independence	★ 1.45	★ 7.15	★ 8.40	11.35	6.45	6.15
279	Ar KANSAS CITY	2.10	7.45	9.00	12.15	7.20	
		105			119	Bus	
279	Lv KANSAS CITY	2.25			12.40	8.45	
282	Lv Kansas City Kan.	★ 2.30				9.00	
296	Lv Wolcott				f 1.05		
307	Lv Leavenworth	3.00			1.35	10.00	
309	Lv Fort Leavenworth	3.05			1.42	10.10	
317	Lv Oak Mills						
328	Ar Atchison	3.25			2.20	10.50	
335	Lv Shannon				f 2.35		
338	Lv Lancaster				f 2.42		
344	Lv Huron				f 2.51		
349	Lv Everest				f 3.01		
355	Lv Willis				f 3.12		
359	Lv Baker				f 3.17		
367	Lv Hiawatha	4.06			3.45		
372	Lv Padonia				f 3.55		
376	Lv Reserve, Kan.				f 4.02		
382	Lv Falls City, Neb.	4.22			4.18		
392	Lv Verdon				4.35		
398	Lv Stella				4.45		
405	Lv Howe				f 4.55		
411	Lv Auburn	4.50			5.15		
420	Lv Julian				5.30		
426	Lv Paul				f 5.40		
433	Lv Nebraska City	5.14			6.00		
444	Ar Union	5.35			6.30		
444	Lv Union	5.35			6.30		
452	Lv Murray				f 6.41		
459	Lv Plattsmouth	★ 5.52			6.50		
468	Lv Fort Crook	★ 6.03			f 7.08		
478	Ar OMAHA Un. Sta.)	6.40			7.45		
		605			609		
444	Lv Union	5.50			8.55		
448	Lv Nehawka	f 5.58			9.05		
457	Lv Weeping Water	6.11			9.20		
464	Lv Wabash	f 6.21			f 9.33		
468	Lv Elmwood	6.28			9.40		
476	Lv Eagle	f 6.38			9.53		
483	Lv Walton				f 10.05		
492	Ar LINCOLN	7.20			10.30		

★—Stops to receive or discharge revenue passengers.
 ■—Stops to receive revenue passengers.

f—Stops on signal.



ORDERS RECENTLY WERE placed for sufficient new planetarium-dome coaches to provide this popular travel accommodation for Missouri Pacific patrons on both sections of The Texas Eagle and on the Missouri River Eagle. The new equipment is expected to be delivered and placed in service early next summer.

The planetarium coaches now running daily between St. Louis and Denver on The Colorado Eagle were the first cars of this type operated in any train serving the St. Louis gateway. Those ordered for the Texas Eagle will be the first in any train between St. Louis and the Southwest. They will operate southbound and northbound daily between St. Louis and Fort Worth and between St. Louis and San Antonio. As soon as the new cars are available they will also be operated northbound and southbound daily on The Missouri River Eagle between St. Louis and Omaha.

As is true now on The Colorado Eagle between St. Louis and Denver, seats in the observation-domes of the planetarium coaches will be available at no extra charge to all passengers on The Texas Eagles and The Missouri River Eagle.

MO. PAC. Orders

124 More Diesel Units



Already one of the railroad industry's most extensive users of diesel power, the Missouri Pacific recently placed orders for approximately \$17,000,000 worth of new diesel locomotive units. The latest purchase, largest ever made at one time by the Missouri Pacific, will add 124 units to the railroad's motive power. All of these, it is expected, will have been received and placed in service by the summer of 1951.

Of the 124 new units, 104 will be assigned to service on the Missouri Pacific's northern lines, 20 going to the system's Texas Lines. Their delivery will enable the Missouri Pacific to dieselize all switching operations on the Kansas City terminal, entirely dieselize its lines from Kansas City to Omaha, from Kansas City to Pueblo, Colo., from Kansas City to Joplin, Mo., and to materially increase diesel locomotive usage on other principal routes between St. Louis and the Southwest and between St. Louis and Kansas City.

On the Texas Lines receipt of the new locomotives will result in complete dieselization of all mileage between Palestine, Texas, through San Antonio to Laredo and Corpus Christi, Texas, and all lines in the "Winter Garden" district of South Texas. All lines in the Lower Rio Grande Valley of Texas also will be dieselized when the new equipment is received.

With all of the 124 new units in service all but a few of the Missouri Pacific's principal passenger trains will be diesel-powered. More than 66 per cent of the railroad's through tonnage will be hauled by diesel power, including long through freight movements from points in the Rio Grande Valley to St. Louis and Kansas City.

LINCOLN — OMAHA — KANSAS CITY — ST. LOUIS

Miles	TABLE 5-1-50	2	606-106-6 Daily	12 Daily	14 Daily	10 Daily	610-110-20 Daily		
0	Lv LINCOLN		7.20				3.30		
9	Lv Walton		f 7.36				3.47		
16	Lv Eagle		f 7.46				3.56		
24	Lv Elmwood		f 7.58				4.08		
28	Lv Wabash		f 8.05				f 4.15		
35	Lv Weeping Water		8.16				4.26		
44	Lv Nehawka		8.28				4.39		
48	Ar Union		8.40				4.50		
			106				110		
0	Lv OMAHA (Un. Sta.)		8.00				4.10		
10	Lv Fort Crook		★8.18				★4.31		
19	Lv Plattsmouth		★8.28				f 4.43		
26	Lv Murray								
34	Ar Union		8.45				5.07		
48	Lv Union		8.45				5.07		
59	Lv Nebraska City		8.59				5.28		
66	Lv Paul								
72	Lv Julian								
81	Lv Auburn		9.25				5.58		
87	Lv Howe								
94	Lv Stella								
100	Lv Verdon								
110	Lv Falls City, Neb.		9.56				6.39		
116	Lv Reserve, Kan.								
120	Lv Padonia								
125	Lv Hiawatha		10.12				7.01		
133	Lv Baker		MISSOURI RIVER						
137	Lv Willis		EAGLE						
143	Lv Everest		10.55				7.55		
148	Lv Huron								Bus Daily
154	Lv Lancaster								
157	Lv Shannon								
164	Lv Atchison		11.14				8.15		
175	Lv Oak Mills		11.19				8.25		6.30
183	Lv Fort Leavenworth								
185	Lv Leavenworth								
196	Lv Wolcott		★11.51				★9.10		7.30
210	Lv Kansas City, Kan.		11.59				9.20		7.50
213	Ar KANSAS CITY		6	12	14	10	20	210	
213	Lv KANSAS CITY		12.20	7.01	4.00	11.30	1.45	11.50	
222	Lv Independence		★12.36	★7.16	★4.18	11.50	★2.05	12.16	
236	Lv Lee's Summit		★12.51			12.07		12.36	
241	Lv Greenwood							12.43	
246	Ar Pleasant Hill		★1.02		★4.45	12.20	2.45	1.00	
246	Lv Pleasant Hill		★1.02		★4.45	12.20	2.45		
253	Lv Strasburg								
263	Lv Holden					12.42			
271	Lv Centerview								
277	Lv Warrensburg		1.36	★8.08	5.18	1.05	★3.24		
284	Lv Montserrat								
288	Lv Knobnoster								
295	Lv Lamonte								
300	Lv Dresden								
307	Lv Sedalia		2.10	8.38	5.55	1.50	4.00		
320	Lv Otterville								
328	Lv Syracuse								
333	Lv Tipton					2.25			
339	Lv Clarksburg								
345	Lv California		★2.49	★9.16		2.45	★4.42		
355	Lv Centertown								
370	Ar Jefferson City		3.15	9.41	7.10	3.30	5.15		
370	Lv Jefferson City		3.20	9.45	7.15	3.40	5.25		
378	Lv Osage					f 3.52			
383	Lv Bonnot's Mill					4.00			
390	Lv St. Aubert								
395	Lv Chamois					4.20			
403	Lv Morrison					4.35			
407	Lv Gasconade					4.42			
415	Lv Hermann					8.07	4.55		
421	Lv Berger						5.06		
428	Lv New Haven					8.25	5.25		
441	Lv Washington		4.28			8.40	5.50	6.50	36 Daily Ex. Sat., Sun., and Holidays
453	Lv Gray Summit								6.15
458	Lv Pacific								f
462	Lv Allenton								6.25
465	Lv Eureka								6.39
469	Lv Jedburg								6.51
474	Lv Valley Park								7.15
479	Lv Kirkwood		●5.10	●11.31	●9.35	6.45	7.30		7.24
482	Ar Webster Groves					6.50			7.33
485	Ar Maplewood					7.00	●7.39		7.39
489	Ar Tower Grove		5.23	11.44	9.47	7.11	7.45		7.57
492	Ar ST. LOUIS		5.40	12.01	10.05	7.28	8.05		

★—Stops to receive or discharge revenue passengers.
●—Stops to discharge revenue passengers.


f—Stops on signal.

**ST. LOUIS — KANSAS CITY — COLORADO —
UTAH — CALIFORNIA**

Miles	TABLE 3 5-1-50	15 Daily	11 Daily	Bus Daily
0	Lv ST. LOUIS	1.50	4.00	
3	Lv Tower Grove	2.00	4.07	
10	Lv Webster Groves	2.50	4.15	
13	Lv Kirkwood	2.12	4.20	
51	Lv Washington	2.50		
122	Lv Jefferson City	4.10	6.05	
147	Lv California		7.34	
185	Lv Sedalia	5.28	7.18	
215	Lv Warrensburg	6.08	7.47	
246	Lv Pleasant Hill	6.50	8.16	
279	Lv Independence	7.15	8.40	
279	Ar KANSAS CITY	7.45	9.00	
279	Lv KANSAS CITY	8.30	9.10	8.05
331	Lv Paola (M. P. Sta.)	9.55		9.50
331	Lv Paola (Fscso. Sta.)		10.01	
338	Ar Osawatomie	10.25	10.13	
338	Lv	10.25	10.13	
359	Lv Ottawa	10.53	10.38	10.35
391	Lv Osage City	11.41		11.40
411	Lv Allen	12.06		12.20
429	Lv Council Grove	12.31	11.48	1.10
441	Lv Wilsey	12.47		1.00
456	Lv Herington	1.03	12.14	1.50
464	Lv Hope	1.18		2.05
476	Lv Carlton	1.33		
483	Ar Gypsum	1.42		2.40
483	Lv Gypsum	1.42		2.40
500	Ar SALINA	2.20		3.10
500	Lv SALINA	2.20		3.10
509	Lv Smolan	2.35		10.55
516	Lv Falun	2.45		
525	Ar Marquette	3.00		
483	Lv Gypsum		12.57	11.20
501	Lv Lindsborg			11.38
510	Ar Marquette			11.38
510	Lv Marquette	3.00		
518	Lv Langley			
529	Ar Geneseo	3.45	1.32	12.15
529	Lv Geneseo	3.45	1.32	12.15
542	Lv Bushton	4.12		12.40
550	Lv Claffin	4.25		12.52
563	Ar Hoisington (CT)	4.45	2.07	1.10
563	Lv Hoisington (MT)		1.15	1.30
595	Lv La Crosse		1.46	2.25
610	Lv McCracken			2.55
621	Lv Brownell			3.20
632	Lv Ransom			3.37
645	Lv Utica			4.05
660	Lv Shields			4.35
668	Lv Healy			4.50
687	Ar Scott City		3.07	5.30
687	Lv Scott City		3.07	6.00
712	Lv Leoti		3.32	6.40
734	Lv Tribune			7.10
736	Lv Horace, Kan.		3.57	7.32
751	Lv Towner, Colo.			7.54
763	Lv Sheridan Lake			8.11
771	Lv Brandon			8.22
777	Lv Chivington			8.31
791	Lv Eads		4.46	9.08
811	Lv Haswell			9.21
826	Lv Arlington		5.35	10.40
846	Lv Sugar City		5.43	10.15
851	Lv Ordway			10.28
857	Lv Crowley			10.37
862	Lv Olney Springs			11.09
881	Lv Boone			
902	Ar PUEBLO			6.45
902	Lv PUEBLO			12.01
902	Lv PUEBLO			6.50
946	Ar Colorado Springs (A.T. & S.F. Sta.)			7.46
1021	Ar DENVER			9.35
902	Lv PUEBLO		12.10	
947	Ar Royal Gorge		1.33	
1143	Ar Glenwood Springs		8.27	
1528	Lv Salt Lake City (MT)		8.15	
1528	Lv Salt Lake City (MT)		10.40	
2317	Ar Stockton		12.23	
2448	Ar Oakland		1.34	
2455	Ar SAN FRANCISCO		4.00	

**CALIFORNIA — UTAH — COLORADO —
KANSAS CITY — ST. LOUIS**

Miles	TABLE 4 5-1-50	16-6 Daily	12 Daily	Bus Daily
0	Lv SAN FRANCISCO		9.00	
7	Lv Oakland		9.44	
93	Lv Stockton		11.53	
138	Lv Sacramento (PT)		12.50	
927	Ar Salt Lake City (MT)		5.20	
927	Lv Salt Lake City (MT)		5.30	
1312	Lv Glenwood Springs		4.10	
1508	Lv Royal Gorge		10.36	
1553	Ar PUEBLO		12.05	
0	Lv DENVER		3	
75	Lv Colorado Springs (D.&R.G.W. STA.)		4.00	
0	Lv DENVER		5.48	
119	Ar PUEBLO		6.45	
1553	Lv PUEBLO		6.50	
1574	Lv Boone			
1593	Lv Olney Springs			
1598	Lv Crowley			
1604	Lv Ordway			
1609	Lv Sugar City			
1629	Lv Arlington			
1634	Lv Haswell			
1654	Lv Eads			
1678	Lv Chivington			
1684	Lv Brandon			
1692	Lv Sheridan Lake			
1704	Lv Towner, Colo.			
1719	Lv Horace, Kan.			
1721	Lv Tribune			
1743	Lv Leoti			
1768	Ar Scott City			
1768	Lv Scott City			
1787	Lv Healy			
1795	Lv Shields			
1810	Lv Utica			
1823	Lv Ransom			
1834	Lv Brownell			
1845	Lv McCracken			
1860	Lv La Crosse			
1892	Ar Hoisington (MT)			
1892	Lv Hoisington (CT)			
1905	Lv Claffin			
1913	Lv Bushton			
1926	Ar Geneseo			
1926	Lv Geneseo			
1937	Lv Langley			
1945	Ar Marquette			
1945	Lv Marquette			
1954	Lv Lindsborg			
1972	Ar Gypsum			
1930	Lv Marquette			
1939	Lv Falun			
1946	Lv Smolan			
1955	Ar SALINA			
1955	Lv SALINA			
1972	Ar Gypsum			
1972	Lv Gypsum			
1979	Lv Carlton			
1991	Lv Hope			
1999	Lv Herington			
2014	Lv Wilsey			
2026	Lv Council Grove			
2044	Lv Allen			
2064	Lv Osage City			
2096	Lv Ottawa			
2117	Lv Osawatomie			
2117	Lv Osawatomie			
2124	Ar Paola (Fscso. Sta.)			
2124	Lv Paola (M. P. Sta.)			
2176	Ar KANSAS CITY			
2176	Lv KANSAS CITY			
2176	Lv KANSAS CITY			
2185	Lv Independence			
2209	Lv Pleasant Hill			
2240	Lv Warrensburg			
2270	Lv Sedalia			
2308	Lv California			
2333	Lv Jefferson City			
2404	Lv Washington			
2442	Ar Kirkwood			
2445	Ar Webster Groves			
2452	Lv Tower Grove			
2455	Ar ST. LOUIS			



time for a change

PUT ASIDE the paraphernalia of winter and get out the accessories that go with blue skies and warm sunshine. Enjoy some winter holidays—you will feel better and you'll be better with a change of seasons and setting.

There's no need to wait around for a new season—Springtime is waiting for you now in the southwestern playgrounds served by Missouri Pacific Lines. We suggest, for example, Hot Springs National Park, San Antonio and the Texas dude ranch country, the resort cities along the Gulf Coast and the semi-tropic Rio Grande Valley. Each has its own distinctive appeal, all are ideal for rest and play, delightfully hospitable havens for the winter-weary.

You can reach any of these popular southwestern playgrounds quickly, conveniently and comfortably via the Missouri Pacific's Route of The Eagles. See or phone the nearest Missouri Pacific representative for complete information, or—if it's more convenient—write to . . .

R. J. McDERMOTT
General Passenger Traffic Manager
1601 Missouri Pacific Building
St. Louis 3, Mo.



*—Stops to receive or discharge revenue passengers. f—Stops on signal.
 ■—Stops to receive revenue passengers. ●—Stops to discharge revenue passengers.

TABLE
5-1-50

5

ST. LOUIS — JOPLIN — FORT SCOTT — WICHITA

Miles		19-419 Daily	19-221 Daily	Miles		420-20 Daily	232-14 Daily
0	Lv ST. LOUIS.....	5.00	5.00	0	Lv WICHITA.....	7.45	
For time at Intermediate points, see Table No. 1.				11	Lv Greenwich.....	f 8.04	
246	Ar Pleasant Hill.....	11.10	11.10	16	Lv Benton.....	f 8.10	
246	Lv Pleasant Hill.....	11.40	1.20	22	Lv Towanda.....	f 8.17	
256	Lv Harrisonville.....	11.57	1.38	25	Lv Midian.....	f 8.21	
269	Lv Archie.....	f 1.58	31	Lv Eldorado.....	f 8.31		
275	Lv Adrian.....	★12.26	f 2.08	38	Lv Pontiac.....		
284	Lv Butler.....	12.38	2.20	43	Lv Rosalia.....	f 8.45	
296	Ar Rich Hill.....	1.06	2.50	54	Lv Reece.....	f 9.02	
296	Lv Rich Hill.....		2.50	64	Lv Eureka.....	f 9.17	
304	Lv Horton.....		f 3.04	77	Lv Neal.....	f 9.34	
314	Lv Nevada.....		3.45	85	Lv Toronto.....	f 9.45	
321	Lv Milo.....		f 3.55	90	Lv Batesville.....		
328	Lv Sheldon.....		f 4.06	98	Lv Yates Center.....	10.02	
333	Lv Irwin.....		f 4.13	101	Ar Durand.....	10.25	
339	Lv Lamar.....		4.25	101	Lv.....	10.25	
350	Lv Jasper.....		f 4.43	110	Lv Piqua.....	★10.35	
361	Ar Carthage.....		5.15	117	Lv Iola.....	10.50	
361	Lv Webb City-Cartersville.....		▲5.27	123	Lv La Harpe.....	★10.57	
372	Lv JOPLIN.....		▲5.45	130	Lv Moran.....	★11.06	
379	Ar JOPLIN.....		▲5.55	135	Lv Bronson.....	★11.14	
296	Lv Rich Hill.....	1.06		143	Lv Uniontown.....	★11.24	
305	Lv Metz.....	1.17		148	Ar Redfield.....	★11.32	
314	Lv Richards, Mo.....	1.27		158	Ar Ft. Scott, Kan.....	11.58	
323	Ar Ft. Scott, Kan.....	1.40		158	Lv Richards, Mo.....	12.10	
323	Lv Ft. Scott, Kan.....	1.50		167	Lv Metz.....	12.25	
333	Lv Redfield.....	2.06		176	Ar Metz.....	12.38	
338	Lv Uniontown.....	2.14		185	Ar Rich Hill.....	12.50	
346	Lv Bronson.....	2.25		0	Lv JOPLIN.....	▲12.30	
351	Lv Moran.....	2.34		7	Lv Webb City-Cartersville.....	▲12.55	
358	Lv La Harpe.....	2.46		16	Ar Carthage.....	▲1.08	
364	Lv Iola.....	3.05		16	Lv Carthage.....	1.20	
371	Lv Piqua.....	3.17		27	Lv Jasper.....	1.36	
380	Ar Durand.....	3.30		38	Lv Lamar.....	1.54	
380	Lv Durand.....	4.01		44	Lv Irwin.....	f 2.03	
383	Lv Yates Center.....	4.10		49	Lv Sheldon.....	f 2.09	
391	Lv Batesville.....	f 4.20		56	Lv Milo.....	f 2.19	
396	Lv Toronto.....	4.29		63	Lv Nevada.....	f 2.40	
404	Lv Neal.....	4.40		73	Lv Horton.....	f 2.49	
417	Lv Eureka.....	5.03		81	Ar Rich Hill.....	3.00	
427	Lv Reece.....	5.16		185	Lv Rich Hill.....	12.50	
438	Lv Rosalia.....	5.38		197	Lv Butler.....	3.06	
443	Lv Pontiac.....	f 5.45		206	Lv Adrian.....	★1.30	
450	Lv Eldorado.....	f 6.08		212	Lv Archie.....	★1.39	
456	Lv Midian.....	f 6.19		225	Lv Harrisonville.....	1.58	
459	Lv Towanda.....	6.26		235	Ar Pleasant Hill.....	2.25	
465	Lv Benton.....	6.36		235	Lv Pleasant Hill.....	2.45	
470	Lv Greenwich.....	6.46		For time at Intermediate points, see Table No. 2.		★4.45	
481	Ar WICHITA.....	7.15		481	Ar ST. LOUIS.....	8.05	10.05

TABLE
6-12-49

6

WICHITA — COLORADO — UTAH — CALIFORNIA

Miles		411-11 Daily	Miles		12-412 Daily
0	Lv WICHITA.....	9.30	0	Via Western Pacific Ry.	
10	Lv Maize.....	f 9.48	0	Lv SAN FRANCISCO.....	9.00
14	Lv Colwich.....	f 9.53	7	Lv Oakland.....	9.44
19	Lv Andale.....	10.01	93	Lv Stockton.....	11.53
25	Lv Mt. Hope.....	10.11	138	Lv Sacramento (PT).....	12.50
32	Lv Haven.....	10.21	927	Ar SALT LAKE CITY (MT).....	5.20
37	Lv Yoder.....	10.30		Via D. & R. G. W. R. R.	
48	Lv HUTCHINSON.....	11.05	927	Lv SALT LAKE CITY (MT).....	5.30
58	Lv Nickerson.....	f 11.21	1312	Lv Glenwood Springs.....	4.10
66	Lv Sterling.....	11.32	1508	Lv Royal Gorge.....	10.36
75	Lv Lyons.....	11.46	1553	Ar PUEBLO.....	12.05
88	Ar Geneseo.....	12.15	0	Lv DENVER.....	4.00
88	Lv Geneseo.....	1.32	75	Lv COLORADO SPRINGS.....	5.48
122	Ar Hoisington (CT).....	2.07		(D. & R. G. W. Station)	
122	Lv Hoisington (MT).....	1.15	119	Ar PUEBLO.....	6.45
461	Ar PUEBLO.....	6.45	1553	Lv PUEBLO (Mo. Pac.).....	6.50
461	Lv PUEBLO.....	6.50	1892	Ar Hoisington (MT).....	12.02
505	Ar COLORADO SPRINGS.....	7.46	1892	Lv Hoisington (CT).....	1.12
	(A. T. & S. F. Station)		1926	Ar Geneseo.....	1.51
580	Ar DENVER.....	9.35	1926	Lv Geneseo.....	4.00
461	Lv PUEBLO (Via DRGW).....	12.10	1939	Lv Lyons.....	4.27
506	Ar Royal Gorge.....	1.33	1948	Lv Sterling.....	4.42
702	Ar Glenwood Springs.....	8.27	1956	Lv Nickerson.....	4.55
1087	Ar SALT LAKE CITY (MT).....	8.15	1966	Lv HUTCHINSON.....	5.25
	Via Western Pacific Ry.		1977	Lv Yoder.....	5.40
1087	Lv SALT LAKE CITY (MT).....	10.40	1982	Lv Haven.....	5.52
1876	Ar Sacramento (PT).....	12.28	1989	Lv Mt. Hope.....	6.04
1921	Ar Stockton.....	1.34	1995	Lv Andale.....	6.15
2007	Ar Oakland.....	4.00	2000	Lv Colwich.....	6.25
2014	Ar SAN FRANCISCO.....	4.50	2004	Lv Maize.....	6.35
			2014	Ar WICHITA.....	7.00

f—Stops on signal. ★—Stops to receive or discharge revenue passengers.
▲—Via Bus—Rail tickets honored.



MEXICO
for
travel
thrills

WHAT WOULD YOU include if you could plan and create the perfect vacationland? Scenic beauty and a delightful climate, of course. Certainly you'd add a foreign atmosphere and romantic, historic background, combined with comfortable, modern hotels, smart resorts and plenty of recreation and entertainment, too.

Mexico offers these travel thrills, all of them, in generous abundance. It's the ideal vacationland—beautiful, romantic, hospitable, well-equipped to provide for the comfort and entertainment of visitors.

Ask a Missouri Pacific passenger representative to help you plan your winter holidays in Mexico. He will be glad to supply complete information about this fascinating foreign vacationland and about Missouri Pacific's swift, convenient daily service to Mexico City via The Texas Eagle and Aztec Eagle.

When you are ready to talk travel plans visit, phone or write the nearest Missouri Pacific traffic office—they are listed on Pages 87 to 90 in this folder.



TABLE
5-1-50

7

JEFFERSON CITY — NAPTON

Miles		95 Freight Daily Ex. Sun.	Miles		94 Freight Daily Ex. Sun.
0	Lv Jefferson City.....	5.00	0	Lv Napton.....	10.00
13	Lv Marion.....	f 5.20	5	Lv Nelson.....	f10.10
18	Lv Sandy Hook.....	f 5.30	8	Lv Blackwater.....	10.40
25	Lv Lupus.....	5.40	24	Lv Boonville.....	11.45
31	Lv Woolridge.....	5.50	30	Lv Merna.....	
35	Lv Overton.....	f 5.57	34	Lv Overton.....	f12.15
39	Lv Merna.....		38	Lv Woolridge.....	f12.25
45	Lv Boonville.....	6.45	44	Lv Lupus.....	f12.35
61	Lv Blackwater.....	8.15	51	Lv Sandy Hook.....	f12.50
64	Lv Nelson.....	f 8.25	56	Lv Marion.....	f 1.00
69	Lv Napton.....	8.40	69	Ar Jefferson City.....	1.45

TABLE
6-12-50

8

MARSHALL — LEXINGTON — KANSAS CITY

Via Missouri Pacific Bus Lines

Rail Tickets Honored — Remains Cannot Be Handled

	Bus Daily Ex. Sun. & Holi- days	Bus Daily		Bus Daily Ex. Sun. & Holi- days	Bus Daily
Lv Marshall.....		8.30	Lv Kansas City.....	5.00	5.30
Lv Lexington.....	6.20	9.35	Lv Independence.....	5.30	6.00
Lv Wellington.....	6.32	9.47	Lv Buckner.....	5.50	6.20
Lv Napoleon.....	6.38	9.55	Lv Levasy.....	5.56	6.26
Lv Levasy.....	6.44	9.59	Lv Napoleon.....	6.02	6.32
Lv Buckner.....	6.50	10.05	Lv Wellington.....	6.08	6.38
Lv Independence.....	7.10	10.25	Lv Lexington.....	6.20	6.50
Ar Kansas City.....	7.45	10.55	Ar Marshall.....		8.00

TABLE
11-6-50

9

JEFFERSON CITY — BAGNELL DAM — SPRINGFIELD

Via Missouri Pacific Bus Lines

Remains Cannot Be Handled

	Bus Daily	Bus Daily		Bus Daily	Bus Daily
Lv JEFFERSON CITY.....	1.10	6.15	Lv SPRINGFIELD.....	6.50	3.20
Lv Eldon.....	1.55	7.00	Lv Lebanon.....	8.20	4.50
Lv Bagnell Dam.....	2.15	7.25	Lv Camdenton.....	9.00	5.25
Lv Linn Creek.....	2.41	7.51	Lv Linn Creek.....	9.06	5.31
Lv Camdenton.....	2.47	8.00	Lv Bagnell Dam.....	9.35	6.00
Ar Lebanon.....	3.30	8.40	Lv Eldon.....	9.55	6.20
Ar SPRINGFIELD.....	5.08	10.10	Ar JEFFERSON CITY.....	11.00	7.15

TABLE
2-8-50

10

ST. JOSEPH — ATCHISON

Via Missouri Pacific Bus Lines

Rail Tickets Honored — Remains Cannot Be Handled

	Bus Daily	Bus Daily	Bus Daily		Bus Daily	Bus Daily	Bus Daily
Lv ST. JOSEPH.....	9.45	2.00	4.55	Lv ATCHISON.....	11.00	4.00	7.00
Ar ATCHISON.....	10.30	2.40	5.35	Ar ST. JOSEPH.....	11.45	4.45	7.45

TABLE
6-12-50

11

CAIRO AND POPLAR BLUFF

Via Missouri Pacific Bus Lines

Rail Tickets Honored — Remains Cannot Be Handled

	Bus Daily	Bus Daily	Bus Daily		Bus Daily	Bus Daily	Bus Daily
Lv CAIRO.....	7.00	10.15	4.30	Lv Poplar Bluff.....	7.00	11.00	4.00
Ar Charleston.....	7.40	10.55	5.10	Lv Fisk.....	7.16	11.16	4.16
Lv Charleston.....	7.40	10.55	5.10	Lv Dexter.....	7.45	11.45	4.45
Lv Bertrand.....	7.55	11.10	5.25	Lv Essex.....	8.05	12.05	5.05
Lv Sikeston.....	8.15	11.30	5.50	Lv Gray Ridge.....	8.13	12.13	5.13
Lv Morehouse.....	8.25	11.40	6.00	Lv Morehouse.....	8.20	12.20	5.20
Lv Gray Ridge.....	8.33	11.48	6.08	Lv Sikeston.....	8.40	12.40	5.40
Lv Essex.....	8.41	11.56	6.16	Lv Bertrand.....	8.54	12.54	5.54
Lv Dexter.....	9.00	12.15	6.35	Ar Charleston.....	9.10	1.10	6.10
Lv Fisk.....	9.29	12.44	7.04	Lv Charleston.....	9.10	1.10	6.10
Ar Poplar Bluff.....	9.50	1.05	7.25	Ar CAIRO.....	9.50	1.50	6.45

Light figures indicate A. M.

25

500 Cars Assigned
to

MISSOURI PACIFIC'S

Eagle

Merchandise Service

Latest step in the Missouri Pacific's continuous campaign to speed the movement and delivery of less-than-carload merchandise shipments was the repainting of a fleet of 500 freight cars to be used exclusively for merchandise transport. Placed in service as rapidly as they could be completed at the Missouri Pacific's De Soto, Mo., repair shops, the Eagle cars are now being operated between the St. Louis and Kansas City gateways and cities in the West and Southwest served directly by the Missouri Pacific Lines and the Texas & Pacific Railway.

As is illustrated below, the new merchandise cars were repainted in the familiar blue and silver-grey of the Missouri Pacific's streamlined passenger-carrying Eagles. Thus readily identified, they receive special attention by train, yard and freight station forces to assure speedy and careful handling, prompt loading and unloading.



26

Black figures indicate P. M.

TABLE
7-31-49

15


KANSAS CITY — WICHITA — LITTLE ROCK —
NEW ORLEANS

Miles		15-117-103 Daily	Miles		116-124-16 Daily
0	Lv KANSAS CITY	8 30	0	Lv NEW ORLEANS	7 50
6	Lv Centropolis		195	Lv ALEXANDRIA	1 25
9	Lv Leeds		292	Lv MONROE	3 55
16	Lv Dodson	8 59	385	Lv McGehee	6 40
23	Lv Martin City, Mo.	f 9 10	444	Lv PINE BLUFF	8 00
32	Lv Stillwell, Kan.	f 9 24	487	Ar LITTLE ROCK	9 10
37	Lv Bucyrus	f 9 35	0	Lv MEMPHIS	8 00
42	Lv Chiles		150	Ar LITTLE ROCK	11 05
44	Lv Wagstaff		0	Lv HOT SPRINGS	1 45
52	Lv Paola	9 55	54	Ar LITTLE ROCK	3 00
59	Ar Osawatomie	10 25	487	Lv LITTLE ROCK	4 00
59	Lv Lane	★10 52	491	Lv Levy	
68	Lv Greeley	★10 58	518	Lv Conway	4 40
74	Lv Garnett	11 12	537	Lv Morrilton	5 02
83	Lv Westphalia	★11 30	551	Lv Atkins	5 27
100	Lv Le Roy	★11 44	563	Lv Russellville	5 50
110	Ar Durand	12 20	583	Lv Lamar	f 6 15
124	Lv Durand	4 01	589	Lv Clarksville	6 25
For S	chedules at Intermediate Poi	nts, see	599	Lv Hartman	★6 49
	Table No. 5.		604	Lv Alix	7 05
101	Ar WICHITA	7 15	612	Lv Ozark	f 7 29
0	Lv WICHITA	7 45	627	Lv Mulberry	f 7 45
101	Ar Durand	10 25	637	Lv Alma	f 8 15
124	Lv Durand	12 20	646	Lv Van Buren	f 8 25
140	Lv Buffalo	★12 38	656	Ar Greenwood Jct.	8 35
144	Lv Roper		651	Ar FORT SMITH	8 55
147	Lv Benedict		655	Lv Greenwood Jct.	f 9 05
156	Lv Altoona	★1 00	660	Lv Roland, Okla.	f 9 12
164	Lv Neodesha	1 08	665	Lv Muldrow	9 20
178	Lv Independence	1 40	672	Lv Hanson	9 30
197	Ar Coffeyville	2 20	678	Lv Sallisaw	9 40
197	Lv S.Coffeyville, Okla.	2 35	689	Lv Vian	9 55
200	Lv Lenapah	2 56	698	Lv Gore	10 10
210	Lv Delaware	3 05	709	Lv Braggs	10 22
215	Lv Nowata	3 17	720	Lv Fort Gibson	10 40
220	Lv Talala	3 35	725	Lv Okay	f 10 47
232	Lv Oologah	3 44	734	Lv Wagoner	11 05
238	Lv Claremore	4 15	741	Lv Neodesha	f 11 13
250	Lv Inola	4 30	749	Lv Inola	11 23
263	Lv Neodesha	5 05	762	Lv Claremore	11 55
271	Lv Wagoner	5 15	774	Lv Oologah	f 12 16
278	Lv Okay	5 23	780	Lv Talala	f 12 25
287	Lv Fort Gibson	5 28	792	Lv Nowata	12 48
292	Lv Braggs	5 38	797	Lv Delaware	f 12 57
303	Lv Gore	5 52	802	Lv Lenapah	f 1 05
314	Lv Vian	6 07	812	Lv S.Coffeyville	
323	Lv Sallisaw	6 20	815	Ar Coffeyville, Kan.	1 45
334	Lv Hanson	6 41	815	Lv Independence	2 00
340	Lv Muldrow	6 46	834	Lv Neodesha	2 21
347	Lv Roland	f 6 48	848	Lv Altoona	3 00
352	Ar Greenwood Jct.	7 05	856	Lv Benedict	★3 10
356	Ar FORT SMITH	7 20	868	Lv Roper	
361	Lv Greenwood Jct.	7 36	872	Lv Buffalo	★3 31
366	Lv Van Buren	8 12	888	Lv Durand	4 00
375	Lv Alma		888	Lv Durand	4 01
385	Lv Mulberry		888	Ar WICHITA	7 15
400	Lv Ozark	8 43	0	Lv WICHITA	7 45
408	Lv Alix	★8 53	For S	chedules at Intermediate Poi	nts, see
413	Lv Hartman	f 9 03	Table No. 5.		
423	Lv Clarksville	9 17	101	Ar Durand	10 25
429	Lv Lamar	f 9 27	888	Lv Durand	4 00
449	Lv Russellville	10 00	892	Lv Le Roy	★4 21
461	Lv Atkins	10 20	912	Lv Westphalia	★4 36
475	Lv Morrilton	10 40	929	Lv Garnett	5 02
494	Lv Conway	11 10	938	Lv Greeley	★5 14
521	Lv Levy		944	Lv Lane	★5 25
525	Ar LITTLE ROCK	11 59	953	Ar Osawatomie	5 40
525	Lv LITTLE ROCK	★1 05	953	Lv Paola	6 20
578	Ar HOT SPRINGS	★3 20	960	Lv Wagstaff	6 29
525	Lv LITTLE ROCK	3 30	968	Lv Chiles	
673	Ar MEMPHIS	7 00	970	Lv Bucyrus	f 6 53
525	Lv LITTLE ROCK	6 00	975	Lv Stillwell, Kan.	f 7 02
568	Lv PINE BLUFF	7 15	980	Lv Martin City, Mo.	f 7 17
627	Ar McGehee	8 35	989	Lv Dodson	7 31
720	Ar MONROE	11 25	1003	Lv Leeds	
817	Ar ALEXANDRIA	1 40	1006	Lv Centropolis	
1012	Ar NEW ORLEANS	7 00	1012	Ar KANSAS CITY	8 10

f—Stops on signal.

★—Stops to receive or discharge revenue passengers.

▲—Via Missouri Pacific Bus Lines—rail tickets honored.—Remains cannot be handled.



The Why and How of Pullman Car Names

Prompted by practical reasons, and not merely by sentiment or whimsy, the system of designating Pullman sleeping and parlor cars dates from the infancy of Pullman car construction and operations.

The first Pullman sleeping car, completed in 1859, was a remodeled Chicago & Alton day coach, No. 9, and kept that designation as did its twin car No. 19. It was then decided to letter the cars but the rapid growth of the Pullman fleet quickly exhausted the possibilities of the alphabet and the company returned to the number system. This, however, often resulted in confusion with railway car numbers and led to the introduction of car names.

Car "A," the first Pullman car to be named, was called the "Pioneer." This, incidentally, was the first car built from trucks to roof by George M. Pullman and was used by members of the family of Abraham Lincoln in the funeral train that bore the remains of the martyred president from Chicago to Springfield, Ill., in 1865.

Names for sleeping and parlor cars have subsequently been selected from a wide variety of subjects. Sleeping cars have been named for statesmen, soldiers, poets, authors, rivers, lakes, cities, battlefields, etc. Parlor cars, generally speaking, once bore feminine names and those of flowers and birds, several being named for leaders in the struggle for woman's suffrage—Susan B. Anthony, Lucretia Mott and Elizabeth Cady Stanton.

Whatever the source, however, it has been the practice for some time to designate all cars of a uniform series with a uniform system of names that would readily identify the type of car involved. For example, Park and Star cars were almost entirely of the 14-section type; a series of 12-section 1-drawing room cars were named Red, such as Red Brush, Red Deer and Red Lion.

This system facilitates the assignment, handling and movement of cars and the making up of trains. It's convenient for travelers, too. You will often find, in returning through a long train from the diner or lounge car to your sleeping car space, that, in Pullman cars as elsewhere, names are easier to remember than numbers.



Miles		3-103 Daily	31-131 Daily	Miles		132-32 Daily	116-8 Daily
0	Lv ST. LOUIS	7.22	5.35	0	Lv NEW ORLEANS (Union Station)	8.10	
349	Ar LITTLE ROCK	5.45	1.05	194	Ar Kinder	1.45	
0	Lv MEMPHIS	4.00	8.30	0	Lv HOUSTON	8.55	
149	Ar LITTLE ROCK	4.00	11.45	90	Lv BEAUMONT	11.25	
0	Lv HOT SPRINGS	1.45	8.00	173	Ar Kinder	1.32	
54	Ar LITTLE ROCK	3.00	9.45	0	Lv LAKE CHARLES	1.05	
0	Lv LITTLE ROCK	6.00	1.30	26	Lv Fenton	f 1.42	
6	Lv Sweet Home			36	Ar Kinder	1.55	
13	Lv Wrightsville			37	Lv Kinder	2.10	
18	Lv Woodson			47	Lv Oberlin	2.25	
24	Lv Redfield			61	Lv Oakdale	2.45	
29	Lv Jefferson Springs			73	Lv Glenmora	3.03	
34	Lv Dexter			76	Lv Long Leaf	3.07	
43	Lv PINE BLUFF	7.15	2.40	79	Lv Forest Hill	3.14	
53	Lv Noble Lake			81	Lv Bringham	f 3.19	
57	Lv Moscow			87	Lv Woodworth	3.29	
65	Lv Grady	7.41		98	Ar ALEXANDRIA	4.00	
70	Lv Varner			0	Lv NEW ORLEANS Thalia & Annunciation		7.50
75	Lv Gould	7.55		11	Lv Avondale		8.42
83	Lv Dumas	8.07	★3.26	64	Lv Donaldsonville		9.45
86	Lv Pickens			75	Lv White Castle		10.00
91	Lv Winchester			85	Lv Plaquemine		10.17
95	Lv Tillar			90	Lv Addis		10.30
102	Ar McGehee	8.35	3.50	129	Lv Melville		
102	Lv McGehee	8.50	4.05	163	Lv Bunkie		12.01
110	Lv Dermott	9.10	4.19	194	Ar ALEXANDRIA		12.45
119	Lv Jerome			98	Lv ALEXANDRIA	4.15	1.25
121	Lv Boydell			110	Lv Simms		
126	Lv Montrose	9.35	4.45	116	Lv Pollock		
130	Lv Portland	★9.42		136	Lv Georgetown	5.08	2.19
139	Lv Parkdale	★9.52		141	Lv Tullos		
143	Lv Wilmot	9.58		144	Lv Urania		
151	Lv Jones, La.			160	Lv Clarks	5.44	2.54
155	Lv Bonita	★10.12		162	Lv Grayson		
161	Lv Galion			167	Lv Columbia		★3.05
167	Lv Mer Rouge	10.28	★5.32	196	Ar MONROE	6.45	3.55
175	Lv Collinston	10.45	5.50		Lv NATCHEZ	▲1.15	
195	Ar MONROE	11.25	6.35		Ar MONROE	▲4.25	
	Lv MONROE		▲7.30	196	Lv MONROE	6.45	3.55
	Ar NATCHEZ		▲10.45	216	Lv Collinston	7.20	4.30
195	Lv MONROE	11.25	6.35	224	Lv Mer Rouge	★7.30	
224	Lv Columbia	★11.59	★7.13	230	Lv Galion		
229	Lv Grayson	★12.05		236	Lv Bonita		
231	Lv Clarks	★12.09	7.29	240	Lv Jones, La.		
247	Lv Urania			248	Lv Wilmot, Ark.		★5.25
250	Lv Tullos			252	Lv Parkdale		★5.31
255	Lv Georgetown	12.45	8.03	261	Lv Portland		★5.40
275	Lv Pollock			265	Lv Montrose	8.19	5.45
281	Lv Simms			270	Lv Boydell		
293	Ar ALEXANDRIA	1.40	8.55	272	Lv Jerome		
293	Lv ALEXANDRIA	2.10		281	Ar Dermott	8.42	6.10
324	Lv Bunkie	2.55		289	Ar McGehee	8.55	6.30
358	Lv Melville			289	Lv McGehee	9.05	6.40
397	Lv Addis	4.20		296	Lv Tillar		
402	Lv Plaquemine	4.29		300	Lv Winchester		
412	Lv White Castle			305	Lv Pickens		
423	Lv Donaldsonville	4.57		308	Lv Dumas	9.30	7.04
476	Lv Avondale	5.55		316	Lv Gould		7.15
487	Ar NEW ORLEANS Thalia & Annunciation	7.00		321	Lv Varner		
293	Lv ALEXANDRIA		9.20	326	Lv Grady		7.29
304	Lv Woodworth		9.43	334	Lv Moscow		
310	Lv Bringham		f 9.51	338	Lv Noble Lake		
312	Lv Forest Hill		9.56	348	Lv PINE BLUFF	10.25	8.00
315	Lv Long Leaf		10.01	357	Lv Dexter		★8.18
318	Lv Glenmora		10.08	362	Lv Jefferson Springs		
330	Lv Oakdale		10.25	367	Lv Redfield		
344	Lv Oberlin		10.47	373	Lv Woodson		
355	Ar Kinder		11.12	378	Lv Wrightsville		
355	Lv Kinder		11.12	385	Lv Sweet Home		
365	Lv Fenton		f 11.26	391	Ar LITTLE ROCK	11.35	9.10
391	Ar LAKE CHARLES		12.15	391	Lv LITTLE ROCK	2.30	11.20
355	Lv Kinder		1.32	445	Ar HOT SPRINGS	4.00	12.45
549	Ar NEW ORLEANS (Union Station)		7.35	391	Lv LITTLE ROCK	2.30	Via McGehee 11.30
355	Lv Kinder		1.55	540	Ar MEMPHIS	6.30	
438	Ar BEAUMONT		4.00	391	Lv LITTLE ROCK	11.59	3.20
528	Ar HOUSTON		6.25	740	Ar ST. LOUIS	7.50	11.00

EXPLANATION OF REFERENCE MARKS

▲—Via Missouri Pacific Bus Lines-rail tickets honored — remains cannot be handled.

f—Stops on signal.

★—Stops to receive or discharge revenue passengers.

IT PAYS

to Buy

Round Trip
Tickets

YOU SAVE

Up to 16.6%

Ask Your Ticket Agent

PREPAID
TICKET ORDERSA Convenient Travel
Purchase Plan

You may purchase at any Missouri Pacific Lines ticket office a prepaid order for railroad travel service for the use of a member of your family or any other person you may designate.

You may include in the order railroad tickets, sleeping and parlor car tickets and cash for meals and incidental travel expenses. Your order will be delivered without any extra service charge to any person you designate anywhere in the United States or Canada.

You will find this an especially convenient and reliable means of providing railroad tickets and other travel services for students returning home at vacation time or during the holiday season. For complete information consult any Missouri Pacific Lines ticket agent or passenger representative.

ST. LOUIS — LITTLE ROCK — DALLAS —
FT. WORTH — EL PASO — LOS ANGELES

ST. LOUIS — LITTLE ROCK —
SAN ANTONIO — MEXICO CITY

ST. LOUIS — LITTLE ROCK — HOUSTON —
GALVESTON

Miles	TABLE 8-21-50	TABLE 9-3-50	TABLE 9-3-50	TABLE 9-3-50	TABLE 9-3-50	TABLE 9-3-50	TABLE 9-3-50	TABLE 9-3-50	TABLE 9-3-50	TABLE 9-3-50	TABLE 9-3-50	TABLE 9-3-50
	17	3	25	1	17	7	31	7-37	19	31	21-25	7-27
	Daily	Daily	Daily	Daily	Daily	Daily	Daily	Daily	Daily	Daily	Daily	Daily
0	ST. LOUIS	7.22	2.00	5.30	12.45	0	5.30	12.45	Lv ST. LOUIS	5.30	5.30	12.45
3	Tower Grove	7.30	2.00	5.44	12.54	3	5.46	12.54	Lv Tower Grove	5.46	5.46	12.54
10	Broadway	7.45	★ 2.24	★ 1.09	★ 1.09	10	★ 1.09	★ 1.09	Lv Broadway	★ 1.09	★ 1.09	★ 1.09
13	Jefferson B'ks.	f				13			Lv Jefferson B'ks.			
24	Kimmiswick					24			Lv Kimmiswick			
30	Riverside					30			Lv Riverside			
45	De Soto	8.38	3.00		1.52	45		1.52	Lv De Soto			1.52
54	Blackwell	8.51				54			Lv Blackwell			
60	Cadet	★ 8.57				60			Lv Cadet			
64	Mineral Point	9.06				64			Lv Mineral Point			
73	Irontdale	9.22				73			Lv Irontdale			
79	Bismarck	9.37	3.58		2.45	79	7.32	2.45	Lv Bismarck	7.32	2.45	2.45
84	Iron Mountain	★ 9.46			★ 2.55	84		★ 2.55	Lv Iron Mountain		★ 2.55	★ 2.55
86	Middlebrook	★ 9.50			★ 3.10	86	f 7.49	★ 3.10	Lv Middlebrook	f 7.49	★ 3.10	★ 3.10
92	Arcadia-Ironton	★ 10.00	4.15			92			Lv Arcadia-Ironton			
102	Glover	10.20				102			Lv Glover			
103	Chloride					103			Lv Chloride			
111	Annapolis	10.35			★ 3.39	111		★ 3.39	Lv Annapolis		★ 3.39	★ 3.39
115	North Des Arc.	f 10.40				115			Lv North Des Arc.			
130	Piedmont	11.05	f 5.03		4.10	130	★ 8.45	4.10	Lv Piedmont	★ 8.45	4.10	4.10
136	Leeper	f 11.15			f 4.18	136		f 4.18	Lv Leeper		f 4.18	f 4.18
138	Mill Spring	f 11.18				138			Lv Mill Spring			
149	Williamsville	f 11.35			★ 4.44	149		★ 4.44	Lv Williamsville		★ 4.44	★ 4.44
155	Hendrickson	★ 11.45				155			Lv Hendrickson			
169	Poplar Bluff	★ 12.40	5.55	9.20	5.55	169	9.17	5.55	Lv Poplar Bluff	9.17	9.35	5.55
189	Neelyville, Mo.	12.40	6.05	9.50	6.05	189	9.24	6.05	Lv Neelyville, Mo.	9.24	9.45	6.05
184	Moark, Ark.	1.01				184			Lv Moark, Ark.			
195	Corning	1.18			6.33	195		6.33	Lv Corning		6.33	6.33
202	Knobel	★ 1.40			★ 6.42	202		★ 6.42	Lv Knobel		★ 6.42	★ 6.42
206	Peach Orchard	★ 1.46				206			Lv Peach Orchard			
211	Delaigle	★ 1.58				211			Lv Delaigle			
218	O'Keane					218			Lv O'Keane			
228	Walnut Ridge	2.18	7.10		7.30	228		7.30	Lv Walnut Ridge			7.30
229	Hoxie					229			Lv Hoxie			
236	Minturn	f 2.33				236			Lv Minturn			
242	Alesia	f 2.40				242			Lv Alesia			
247	Swifton					247			Lv Swifton			
251	Vancos	2.51				251			Lv Vancos			
255	Tuckerman					255			Lv Tuckerman			
263	Diaz	3.10	7.50		★ 7.59	263		★ 7.59	Lv Diaz		★ 7.59	★ 7.59
264	Newport	3.32			8.25	264		8.25	Lv Newport		8.25	8.25
273	Olyphant	3.32				273			Lv Olyphant			
281	Bradford	4.05				281			Lv Bradford			
286	Russell	f 4.25				286			Lv Russell			
291	Bald Knob	4.40				291			Lv Bald Knob			
296	Judson	4.58			8.59	296		8.59	Lv Judson		8.59	8.59
300	Vansett-Searcy	4.05	★ 8.30		9.15	300		9.15	Lv Vansett-Searcy		9.15	9.15
303	Higginson	f 4.25				303			Lv Higginson			
309	McRae	4.40				309			Lv McRae			
316	Beebe	4.40			9.33	316		9.33	Lv Beebe		9.33	9.33
324	Austin	f 4.58			★ 9.45	324		★ 9.45	Lv Austin		★ 9.45	★ 9.45
326	Cabot					326			Lv Cabot			
335	Jacksonville	5.45	9.25	12.20	8.10	335		12.00	Lv Jacksonville		12.10	10.30
345	North Little Rock	7.25	9.50	12.40	★ 8.45	345		12.20	Lv North Little Rock		12.20	11.25
346	LITTLE ROCK	8.35				346			Lv LITTLE ROCK			
349	Benton	9.12	★ 10.40		★ 9.55	349			Lv Benton			
380	Traskwood	9.31			9.35	380		★ 12.05	Lv Traskwood		★ 12.05	★ 12.05
392	Malvern	10.00	11.05		9.55	392		★ 12.30	Lv Malvern		★ 12.30	★ 12.30
404	Donaldson	10.26	11.30		★ 10.07	404		★ 12.55	Lv Donaldson		★ 12.55	★ 12.55
425	Arkadelphia	10.53			★ 10.35	425		★ 1.15	Lv Arkadelphia		★ 1.15	★ 1.15
429	Gurdon	11.05			★ 10.44	429		★ 3.10	Lv Gurdon		★ 3.10	★ 3.10
441	Boughton	11.05			★ 10.57	441		★ 3.35	Lv Boughton		★ 3.35	★ 3.35
446	Prescott	11.19	12.25		★ 11.50	446		★ 4.50	Lv Prescott		★ 4.50	★ 4.50
453	Emmet	11.42			★ 11.58	453		★ 2.30	Lv Emmet		★ 2.30	★ 2.30
461	Hope					461			Lv Hope			
474	Fulton					474			Lv Fulton			
481	Homan					481			Lv Homan			
483	TEXARKANA	▲ 12.15	1.30	3.10	★ 12.30	483		★ 2.30	Lv TEXARKANA		★ 2.30	★ 2.30

Miles	201-1 Daily	219-7 Daily	219-7 Daily	201-21-31 Daily	219-7 Daily	Miles	201-21 Daily	219-7 Daily
493						4	5.15	4.15
560						5	6.30	5.50
583						6	7.00	6.50
596						7	7.15	7.10
629						8	8.33	8.11
642						9	9.25	9.00
676						10	10.33	10.30
710						11	11.32	11.32
742						12	12.45	12.45
773						13	13.55	13.55
787						14	14.55	14.55
837						15	15.55	15.55
847						16	16.55	16.55
857						17	17.55	17.55
882						18	18.55	18.55
903						19	19.55	19.55
944						20	20.55	20.55
1009						21	21.55	21.55
1049						22	22.55	22.55
1143						23	23.55	23.55
1232						24	24.55	24.55
1357						25	25.55	25.55
1357						26	26.55	26.55
1668						27	27.55	27.55
1790						28	28.55	28.55
2070						29	29.55	29.55
2165						30	30.55	30.55
2189						31	31.55	31.55

MEMPHIS — LITTLE ROCK — DALLAS — FT. WORTH — EL PASO — LOS ANGELES

MEMPHIS — LITTLE ROCK — SAN ANTONIO — MEXICO CITY

MEMPHIS — LITTLE ROCK — HOUSTON — GALVESTON

Miles	201-1 Daily	219-7 Daily	219-7 Daily	201-21-31 Daily	219-7 Daily	Miles	201-21 Daily	219-7 Daily
0						0		
17						17		
27						27		
32						32		
46						46		
59						59		
69						69		
79						79		
91						91		
99						99		
116						116		
135						135		
147						147		
149						149		
172						172		
180						180		
192						192		
203						203		
214						214		
225						225		
229						229		
241						241		
246						246		
253						253		
261						261		
274						274		
281						281		
293						293		
464						464		
542						542		
1157						1157		
1965						1965		

▲ — Stops to receive or discharge revenue passengers.
 ● — Stops to discharge revenue passengers.
 Light figures indicate A. M.
 Black figures indicate P. M.

LOS ANGELES — EL PASO — FT. WORTH — ST. LOUIS
DALLAS — LITTLE ROCK — ST. LOUIS

TABLE 20
8-21-50

0 Lv LOS ANGELES (S. P.)
4 Lv ALHAMBRA (Pasadena)
99 Lv Palm Springs
379 Lv PHOENIX (MT)
501 Lv TUCSON
812 Lr EL PASO

812 Lv EL PASO (T. & P.) (MT)
937 Lv Van Horn (CT)
1026 Lv Pecos
1060 Lv Monahans
1120 Lv Midland
1225 Lv Big Spring
1266 Lv Sweetwater
1287 Lv Abilene
1312 Lv Cisco
1322 Lv Eastland
1332 Lv Ranger
1382 Lv Milisap
1396 Lv Weatherford
1427 Lr FORT WORTH
1459 Lr FORT WORTH
1499 Lr DALLAS
1493 Lr Terrell
1527 Lr Grand Saline
1540 Lv Mineola
1573 Lv Gleadewater
1886 Lr Longview
1896 Lr Longview
1609 Lr Marshall
1676 Lr TEXARKANA

1676 Lr TEXARKANA
1688 Lr Homan
1695 Lv Fulton
1708 Lr Hope
1716 Lr Emmet
1723 Lr Prescott
1728 Lv Boughton
1740 Lv Gurdon
1744 Lv Curtis
1755 Lr Arkadelphia
1766 Lr Donaldson
1777 Lr Malvern
1789 Lr Traskwood
1797 Lr Benton
1820 Lr LITTLE ROCK
1820 Lr LITTLE ROCK
1822 Lr North Little Rock
1834 Lr Jacksonville
1843 Lr Cabot
1845 Lr Austin
1853 Lr Beebe
1860 Lr McRae
1865 Lr Higginson
1869 Lr Kennett-Searcy
1873 Lr Judsonia
1878 Lr Bald Knob
1883 Lr Russell
1888 Lr Bradford
1896 Lr Olyphant
1905 Lr Newport
1906 Lr Diaz
1914 Lr Tuckerman
1918 Lr Vance
1922 Lr Swifton
1927 Lr Alicia
1933 Lr Minturn
1940 Lr Hoxie
1941 Lr Walnut Ridge
1951 Lr O'Keen
1958 Lr Delaplaine
1963 Lr Peach Orchard
1967 Lr Knobel
1974 Lr Corning
1980 Lr Meark, Ark.
1985 Lr Neelyville, Mo.
2000 Lr POPLAR BLUFF.

TABLE 21
9-3-50

0 Lv MEXICO CITY
326 Lr San Luis Potosi
568 Lr Saltillo
635 Lr MONTERREY
801 Lr NUEVO LAREDO

803 Lv LAREDO (I-G. N.)
842 Lr Enonail
870 Lr Cotulla
876 Lr Gardendale
887 Lr Dilley
903 Lr Pearshall
924 Lr Devine
956 Lr SAN ANTONIO
956 Lr SAN ANTONIO
960 Lr Monte Vista
988 Lr New Braunfels
1006 Lr San Marcos
1035 Lr AUSTIN
1071 Lr Taylor
1097 Lr Rockdale
1106 Lr Miliano
1122 Lr Valley Jct.
1126 Lr Hearne
1172 Lr Jewett
1216 Lr PALESTINE
1216 Lr Jacksonville
1243 Lr Troup
1261 Lr Gurdon
1297 Lr Longview
1320 Lr Marshall
1387 Lr TEXARKANA

1387 Lr TEXARKANA
1399 Lr Homan
1406 Lr Fulton
1419 Lr Hope
1427 Lr Emmet
1434 Lr Prescott
1439 Lv Boughton
1451 Lr Gurdon
1455 Lr Curtis
1466 Lr Arkadelphia
1477 Lr Donaldson
1488 Lr Malvern
1500 Lr Traskwood
1508 Lr Benton
1531 Lr LITTLE ROCK
1531 Lr LITTLE ROCK
1533 Lr North Little Rock
1545 Lr Jacksonville
1554 Lr Cabot
1556 Lr Austin
1566 Lr Beebe
1571 Lr McRae
1577 Lr Higginson
1580 Lr Kennett-Searcy
1584 Lr Judsonia
1589 Lr Bald Knob
1594 Lr Russell
1599 Lr Bradford
1607 Lr Olyphant
1616 Lr Newport
1617 Lr Diaz
1625 Lr Tuckerman
1629 Lr Vance
1633 Lr Swifton
1638 Lr Alicia
1644 Lr Minturn
1651 Lr Hoxie
1652 Lr Walnut Ridge
1662 Lr O'Keen
1669 Lr Delaplaine
1674 Lr Peach Orchard
1678 Lr Knobel
1685 Lr Corning
1691 Lr Meark, Ark.
1696 Lr Neelyville, Mo.
1711 Lr POPLAR BLUFF.

TABLE 22
9-3-50

0 Lv GALVESTON
13 Lr La Marque
21 Lr Dickinson
25 Lr League City
28 Lr Webster
35 Lr Genoa
39 Lr Dumont
50 Lr HOUSTON
50 Lr HOUSTON
62 Lr Aldine
73 Lr Spring
81 Lr Tamina
89 Lr Conroe
96 Lr Willis
105 Lr New Waverly
117 Lr Phelps
121 Lr Dodge
129 Lr Riverside
135 Lr Trinity
150 Lr Lovelady
163 Lr Crockett
176 Lr Grapeland
189 Lr Elkhart
201 Lr Palestine
217 Lr Jacksonville
228 Lr Troup
246 Lr Hope
253 Lr Arp
260 Lv Overton
270 Lr Kilgore
436 Lr Gurdon
440 Lr Curtis
451 Lr Arkadelphia
462 Lr Donaldson
473 Lr Malvern
485 Lr Traskwood
483 Lr Benton
516 Lr LITTLE ROCK
516 Lr LITTLE ROCK
518 Lr North Little Rock
530 Lr Jacksonville
539 Lr Cabot
541 Lr Austin
549 Lr Beebe
556 Lr McRae
556 Lr Higginson
565 Lr Kennett-Searcy
569 Lr Judsonia
574 Lr Bald Knob
579 Lr Russell
584 Lr Bradford
592 Lr Olyphant
601 Lr Newport
610 Lr Diaz
610 Lr Tuckerman
614 Lr Vance
618 Lr Swifton
623 Lr Alicia
623 Lr Minturn
636 Lr Hoxie
637 Lr Walnut Ridge
647 Lr O'Keen
654 Lr Delaplaine
659 Lr Peach Orchard
663 Lr Knobel
676 Lr Corning
681 Lr Meark, Ark.
681 Lr Neelyville, Mo.
686 Lr POPLAR BLUFF.

803 Lr LAREDO (I-G. N.)
842 Lr Enonail
870 Lr Cotulla
876 Lr Gardendale
887 Lr Dilley
903 Lr Pearshall
924 Lr Devine
956 Lr SAN ANTONIO
956 Lr SAN ANTONIO
960 Lr Monte Vista
988 Lr New Braunfels
1006 Lr San Marcos
1035 Lr AUSTIN
1071 Lr Taylor
1097 Lr Rockdale
1106 Lr Miliano
1122 Lr Valley Jct.
1126 Lr Hearne
1172 Lr Jewett
1216 Lr PALESTINE
1216 Lr Jacksonville
1243 Lr Troup
1261 Lr Gurdon
1297 Lr Longview
1320 Lr Marshall
1387 Lr TEXARKANA

1387 Lr TEXARKANA
1399 Lr Homan
1406 Lr Fulton
1419 Lr Hope
1427 Lr Emmet
1434 Lr Prescott
1439 Lv Boughton
1451 Lr Gurdon
1455 Lr Curtis
1466 Lr Arkadelphia
1477 Lr Donaldson
1488 Lr Malvern
1500 Lr Traskwood
1508 Lr Benton
1531 Lr LITTLE ROCK
1531 Lr LITTLE ROCK
1533 Lr North Little Rock
1545 Lr Jacksonville
1554 Lr Cabot
1556 Lr Austin
1566 Lr Beebe
1571 Lr McRae
1577 Lr Higginson
1580 Lr Kennett-Searcy
1584 Lr Judsonia
1589 Lr Bald Knob
1594 Lr Russell
1599 Lr Bradford
1607 Lr Olyphant
1616 Lr Newport
1617 Lr Diaz
1625 Lr Tuckerman
1629 Lr Vance
1633 Lr Swifton
1638 Lr Alicia
1644 Lr Minturn
1651 Lr Hoxie
1652 Lr Walnut Ridge
1662 Lr O'Keen
1669 Lr Delaplaine
1674 Lr Peach Orchard
1678 Lr Knobel
1685 Lr Corning
1691 Lr Meark, Ark.
1696 Lr Neelyville, Mo.
1711 Lr POPLAR BLUFF.

MEXICO CITY — SAN ANTONIO — LITTLE ROCK — ST. LOUIS

TABLE 22
9-3-50

8:20
6:35
1:40
3:50
8:00

9:05
10:09
10:55
11:07
11:28
11:56
12:32
2:10
2:17
2:48
3:06
3:40
4:22
8:15
8:24
8:24
9:02
9:30
10:25
11:15
11:49
11:59
12:45
12:54
12:54
1:15
1:15
1:52
1:52
3:15
3:15
4:40
4:40
5:30
5:30
6:22
6:54
6:54
8:10
9:05
9:05
9:10
9:10
11:30
12:05

12:05
12:45
8:30
8:50
9:15
9:35
9:59
11:15
11:59
1:20
1:40
2:02
2:02
3:05
3:20
3:20
4:45
5:20
5:55
6:25

GALVESTON — HOUSTON — LITTLE ROCK — ST. LOUIS

TABLE 22
9-3-50

0 Lv GALVESTON
13 Lr La Marque
21 Lr Dickinson
25 Lr League City
28 Lr Webster
35 Lr Genoa
39 Lr Dumont
50 Lr HOUSTON
50 Lr HOUSTON
62 Lr Aldine
73 Lr Spring
81 Lr Tamina
89 Lr Conroe
96 Lr Willis
105 Lr New Waverly
117 Lr Phelps
121 Lr Dodge
129 Lr Riverside
135 Lr Trinity
150 Lr Lovelady
163 Lr Crockett
176 Lr Grapeland
189 Lr Elkhart
201 Lr Palestine
217 Lr Jacksonville
228 Lr Troup
246 Lr Hope
253 Lr Arp
260 Lv Overton
270 Lr Kilgore
436 Lr Gurdon
440 Lr Curtis
451 Lr Arkadelphia
462 Lr Donaldson
473 Lr Malvern
485 Lr Traskwood
483 Lr Benton
516 Lr LITTLE ROCK
516 Lr LITTLE ROCK
518 Lr North Little Rock
530 Lr Jacksonville
539 Lr Cabot
541 Lr Austin
549 Lr Beebe
556 Lr McRae
556 Lr Higginson
565 Lr Kennett-Searcy
569 Lr Judsonia
574 Lr Bald Knob
579 Lr Russell
584 Lr Bradford
592 Lr Olyphant
601 Lr Newport
610 Lr Diaz
610 Lr Tuckerman
614 Lr Vance
618 Lr Swifton
623 Lr Alicia
623 Lr Minturn
636 Lr Hoxie
637 Lr Walnut Ridge
647 Lr O'Keen
654 Lr Delaplaine
659 Lr Peach Orchard
663 Lr Knobel
676 Lr Corning
681 Lr Meark, Ark.
681 Lr Neelyville, Mo.
686 Lr POPLAR BLUFF.

8:20
6:35
1:40
3:50
8:00

12:05
12:45
8:30
8:50
9:15
9:35
9:59
11:15
11:59
1:20
1:40
2:02
2:02
3:05
3:20
3:20
4:45
5:20
5:55
6:25

Miles	2-202 Daily	26-202 Daily	4 Daily	8-220 Daily	6.35	3.25	4.30	6.35	3.25	4.30	6.35
2000	Ly	POPLAR BLUFF.....	4.20	6.35	12.30	6.35	POPLAR BLUFF.....	3.25	4.30	6.35	6.35
2013	Ly	Hendrickson.....	★ 7.01	★ 12.47	12.47	7.01	Hendrickson.....	7.01	12.47	12.47	12.47
2020	Ly	Williamsville.....	★ 7.25	★ 11.14	11.14	7.25	Williamsville.....	7.25	11.14	11.14	11.14
2031	Ly	Mill Spring.....	★ 7.50	★ 11.57	11.57	7.50	Mill Spring.....	★ 7.50	★ 11.57	★ 11.57	★ 11.57
2033	Ly	Leeper.....	★ 8.21	★ 12.25	12.25	8.21	Leeper.....	★ 8.21	★ 12.25	★ 12.25	★ 12.25
2039	Ly	Piedmont.....	★ 8.34	★ 12.36	12.36	8.34	Piedmont.....	★ 8.34	★ 12.36	★ 12.36	★ 12.36
2084	Ly	North Des Arc.....	★ 8.50	★ 12.50	12.50	8.50	North Des Arc.....	★ 8.50	★ 12.50	★ 12.50	★ 12.50
2088	Ly	Annapolis.....	★ 9.18	★ 13.11	13.11	9.18	Annapolis.....	★ 9.18	★ 13.11	★ 13.11	★ 13.11
2086	Ly	Chloride.....	★ 9.23	★ 13.25	13.25	9.23	Chloride.....	★ 9.23	★ 13.25	★ 13.25	★ 13.25
2067	Ly	Glover.....	★ 9.45	★ 13.45	13.45	9.45	Glover.....	★ 9.45	★ 13.45	★ 13.45	★ 13.45
2077	Ly	Arcadia-Ironton.....	★ 10.55	★ 14.52	14.52	10.55	Arcadia-Ironton.....	★ 10.55	★ 14.52	★ 14.52	★ 14.52
2083	Ly	Middlebrook.....	★ 11.00	★ 15.00	15.00	11.00	Middlebrook.....	★ 11.00	★ 15.00	★ 15.00	★ 15.00
2085	Ly	Iron Mountain.....	★ 11.16	★ 15.16	15.16	11.16	Iron Mountain.....	★ 11.16	★ 15.16	★ 15.16	★ 15.16
2090	Ly	Bismarck.....	★ 11.35	★ 15.35	15.35	11.35	Bismarck.....	★ 11.35	★ 15.35	★ 15.35	★ 15.35
2096	Ly	Irontadale.....	★ 11.50	★ 15.50	15.50	11.50	Irontadale.....	★ 11.50	★ 15.50	★ 15.50	★ 15.50
2105	Ly	Mineral Point.....	★ 12.00	★ 16.00	16.00	12.00	Mineral Point.....	★ 12.00	★ 16.00	★ 16.00	★ 16.00
2109	Ly	Cadet.....	★ 12.25	★ 16.25	16.25	12.25	Cadet.....	★ 12.25	★ 16.25	★ 16.25	★ 16.25
2115	Ly	Blackwell.....	★ 12.50	★ 16.50	16.50	12.50	Blackwell.....	★ 12.50	★ 16.50	★ 16.50	★ 16.50
2124	Ly	De Soto.....	★ 13.00	★ 17.00	17.00	13.00	De Soto.....	★ 13.00	★ 17.00	★ 17.00	★ 17.00
2139	Ly	Riverside.....	★ 13.25	★ 17.25	17.25	13.25	Riverside.....	★ 13.25	★ 17.25	★ 17.25	★ 17.25
2145	Ly	Kimmswick.....	★ 13.50	★ 17.50	17.50	13.50	Kimmswick.....	★ 13.50	★ 17.50	★ 17.50	★ 17.50
2156	Ly	Jefferson B'ks.....	★ 14.00	★ 18.00	18.00	14.00	Jefferson B'ks.....	★ 14.00	★ 18.00	★ 18.00	★ 18.00
2159	Ly	Broadway.....	★ 14.25	★ 18.25	18.25	14.25	Broadway.....	★ 14.25	★ 18.25	★ 18.25	★ 18.25
2166	Ly	Tower Grove.....	★ 14.50	★ 18.50	18.50	14.50	Tower Grove.....	★ 14.50	★ 18.50	★ 18.50	★ 18.50
2169	Ly	ST. LOUIS.....	★ 15.00	★ 19.00	19.00	15.00	ST. LOUIS.....	★ 15.00	★ 19.00	★ 19.00	★ 19.00

LOS ANGELES — EL PASO — FT. WORTH — DALLAS — LITTLE ROCK — MEMPHIS

MEXICO CITY — SAN ANTONIO — LITTLE ROCK — MEMPHIS

GALVESTON — HOUSTON — LITTLE ROCK — MEMPHIS

Miles	2-202 Daily	26-202 Daily	4 Daily	8-220 Daily	6.35	3.25	4.30	6.35	3.25	4.30	6.35
0	Ly	LOS ANGELES (PT.).....	8.30	9.00	3.55	12.05	0	Ly	GALVESTON.....	2.00	12.01
812	Ly	EL PASO (MT.).....	12.50	14.27	4.37	12.45	50	Ly	HOUSTON.....	7.00	5.30
1427	Ly	FT. WORTH (CT.).....	6.10	6.10	3.40	11.45	201	Ly	PALESTINE.....	3.05	11.30
1459	Ly	DALLAS.....	10.30	10.30	3.40	11.45	372	Ly	TEXARKANA.....	7.50	12.05
1676	Ly	TEXARKANA.....	10.40	9.00	3.55	12.05	384	Ly	HOUSTON.....	10.40	11.30
1688	Ly	Homan.....	10.40	9.00	3.55	12.05	404	Ly	Fulton.....	10.50	12.05
1695	Ly	Hope.....	9.45	4.17	4.37	12.45	412	Ly	Hope.....	8.30	12.45
1708	Ly	Emmet.....	10.05	5.00	5.00	12.45	419	Ly	Emmet.....	8.50	12.45
1723	Ly	Prescott.....	10.40	5.25	5.25	1.20	424	Ly	Prescott.....	9.15	1.20
1740	Ly	Boughton.....	11.05	5.45	5.45	1.40	436	Ly	Boughton.....	9.35	1.40
1744	Ly	Gurdon.....	11.45	6.20	6.20	2.02	440	Ly	Gurdon.....	9.59	2.02
1755	Ly	Arkadelphia.....	11.45	6.20	6.20	2.02	461	Ly	Arkadelphia.....	11.15	3.05
1766	Ly	Donaldson.....	11.45	6.20	6.20	2.02	462	Ly	Donaldson.....	11.15	3.05
1777	Ly	Malvern.....	11.45	6.20	6.20	2.02	483	Ly	Malvern.....	11.15	3.05
1789	Ly	Traskwood.....	11.45	6.20	6.20	2.02	489	Ly	Traskwood.....	11.15	3.05
1797	Ly	Benton.....	11.45	6.20	6.20	2.02	516	Ly	Benton.....	11.15	3.05
1820	Ly	LITTLE ROCK.....	1.10	1.00	7.30	3.05	516	Ly	LITTLE ROCK.....	1.20	3.05
1820	Ly	LITTLE ROCK.....	222	202	Bus	220	516	Ly	LITTLE ROCK.....	202	220
1822	Ly	North Little Rock.....	2.30	▲ 9.45	▲ 9.45	3.30	518	Ly	North Little Rock.....	2.30	3.30
1834	Ly	Jacksonville.....	3.28	3.40	3.40	4.20	530	Ly	Jacksonville.....	3.28	4.20
1853	Ly	Beebe.....	3.45	3.45	3.45	4.35	549	Ly	Beebe.....	3.45	4.35
1869	Ly	Kensett.....	4.05	4.06	4.06	4.51	565	Ly	Kensett.....	4.06	4.51
1878	Ly	Bald Knob.....	4.17	4.17	4.17	5.01	574	Ly	Bald Knob.....	4.17	5.01
1890	Ly	New Augusta.....	4.55	4.55	4.55	5.40	586	Ly	New Augusta.....	4.55	5.40
1900	Ly	McCroy.....	5.15	5.15	5.15	6.06	596	Ly	McCroy.....	5.15	6.06
1910	Ly	Fair Oaks.....	4.55	4.58	4.58	5.40	606	Ly	Fair Oaks.....	4.58	5.40
1923	Ly	Wynne.....	5.18	5.18	5.18	6.06	619	Ly	Wynne.....	5.18	6.06
1937	Ly	Parkin.....	5.25	5.27	5.27	6.06	633	Ly	Parkin.....	5.27	6.06
1942	Ly	Earle.....	5.41	5.42	5.42	6.30	638	Ly	Earle.....	5.42	6.30
1952	Ly	Crawfordsville.....	6.20	6.30	6.30	7.00	648	Ly	Crawfordsville.....	6.30	7.00
1969	Ly	MEMPHIS.....	6.20	6.30	6.30	7.00	665	Ly	MEMPHIS.....	6.30	7.00

★Stops to receive or discharge revenue passengers.

■—Stops to receive revenue passengers.

▲—Bus Service-rail tickets honored.

f—Stops on Signal.

TABLE
5-1-50**23****ST. LOUIS — LITTLE ROCK — BENTON — HOT SPRINGS**

Miles		31-831 Daily	7-219 Daily	Miles		220-8 Daily	832-32 Daily
0	Lv ST. LOUIS	5.35	12.45	0	Lv Hot Springs Nat'l Park	1.45	8.00
3	Lv Tower Grove	5.46	12.54	30	Lv Benton	2.31	9.00
10	Lv Broadway		★ 1.09	53	Ar Little Rock	3.00	9.45
45	Lv DeSoto		1.52	53	Lv Little Rock	3.20	11.59
64	Lv Mineral Point			65	Lv Jacksonville		
79	Lv Bismarck	7.32	2.45	86	Lv Beebe		
84	Lv Iron Mountain		★ 2.55	102	Lv Kensett		
92	Lv Arcadia-Ironton	f 7.49	3.10	111	Lv Bald Knob		
111	Lv Annapolis		★ 3.39	138	Lv Newport	4.45	1.32
130	Lv Piedmont	★ 8.45	4.10	173	Lv Hoxie	★ 5.20	2.10
149	Lv Williamsville		★ 4.44	200	Lv Knobel		
169	Ar Poplar Bluff	9.35	5.55	207	Lv Corning	★ 5.55	
169	Lv Poplar Bluff	9.45	6.05	233	Ar Poplar Bluff	6.25	3.15
195	Lv Corning		6.33	233	Lv Poplar Bluff	6.35	3.25
202	Lv Knobel		★ 6.42	253	Lv Williamsville		
229	Lv Hoxie	★ 10.45	7.30	272	Lv Piedmont	★ 7.24	★ 4.15
264	Lv Newport	11.20	8.25	291	Lv Annapolis		
291	Lv Bald Knob		8.59	310	Lv Arcadia-Ironton	8.15	f 5.10
300	Lv Kensett		9.15	318	Lv Iron Mountain		
316	Lv Beebe		9.33	323	Lv Bismarck	8.35	5.35
335	Lv Jacksonville			338	Lv Mineral Point		
349	Ar Little Rock	1.05	10.30	357	Lv DeSoto		
349	Lv Little Rock	2.30	11.20	392	Ar Broadway	★ 10.23	
372	Lv Benton	2.55	11.44	399	Ar Tower Grove	10.37	7.30
402	Ar Hot Springs Nat'l Park	4.00	12.45	402	Ar ST. LOUIS	11.00	7.50

See Table 17 for complete schedules
St. Louis to Little Rock.

See Table 20 for complete schedules
Little Rock to St. Louis.

TABLE
8-21-50**24****LITTLE ROCK — HOT SPRINGS**

Via Missouri Pacific Bus Lines

	Bus Daily	Bus Daily	Bus Daily	Bus Daily	Bus Daily	Bus Daily	Bus Daily
Lv LITTLE ROCK	7.30	10.15	1.30	4.30	6.45	8.00	12.30
Benton	8.20	11.05	2.20	5.20	6.35	8.50	1.10
Ar HOT SPRINGS	9.20	12.05	3.20	6.15	7.35	9.50	2.00
Lv HOT SPRINGS	2.30	5.00	7.10	10.20	1.00	4.45	9.45
Benton	f	6.05	8.10	11.20	2.00	6.45	10.40
Ar LITTLE ROCK	4.00	6.55	9.00	12.10	2.50	6.35	11.30

NOTE—Time shown at Little Rock is for Bus Station at Markham & Louisiana St.

TABLE
5-1-50**25****ST. LOUIS — WYNNE — HELENA — MEMPHIS**

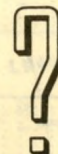
Miles		3-303 222 Daily	Bus Daily	Miles		219 304-4 Daily	Bus Daily
0	Lv ST. LOUIS	7.22		0	Lv MEMPHIS	8.00	12.30
3	Lv Tower Grove	7.30		17	Lv Crawfordsville		1.20
10	Lv Broadway	7.45		27	Lv Earle	8.33	1.35
45	Lv De Soto	8.38		32	Lv Parkin		1.45
64	Lv Mineral Point	9.06		46	Ar Wynne	9.00	2.25
79	Lv Bismarck	9.37		0	Lv HELENA	▲ 6.00	12.20
92	Lv Arcadia-Ironton	10.00		13	Lv Lexa Jct.	6.30	12.50
111	Lv Annapolis	10.35		26	Lv Marianna	6.55	1.25
130	Lv Piedmont	11.05		40	Lv Forrest City	7.45	2.10
149	Lv Williamsville	11.35		45	Lv Caldwell	7.55	2.20
169	Ar Poplar Bluff	12.30		55	Ar Wynne	▲ 8.15	2.40
169	Lv Poplar Bluff	12.40		46	Lv Wynne	9.10	2.40
195	Lv Corning	1.18	6.00	53	Lv Vandale	9.20	2.55
202	Ar Knobel	1.35		59	Lv Cherry Valley	9.28	3.10
202	Lv Knobel	2.25		64	Lv White Hall	9.38	3.25
215	Lv Gainesville	f 2.43		70	Lv Harrisburg	9.46	3.40
223	Lv Paragould	2.55	7.00	89	Lv Jonesboro		4.35
235	Lv Brookland	3.15	7.20		Lv Nettleton	10.15	
241	Lv Nettleton	3.30			Brookland	10.26	4.50
260	Lv Jonesboro	4.07	7.45		Paragould	10.54	5.10
266	Lv Harrisburg	4.19	8.40		Ar Gainesville	f 11.02	f
271	Lv White Hall	4.32	9.10		Lv Knobel	11.20	
277	Lv Cherry Valley	f 4.50	9.25		128	Lv Knobel	11.25
284	Lv Vandale	5.00	9.40		135	Lv Corning	11.35
284	Ar Wynne	5.00	9.40		161	Ar Poplar Bluff	12.20
284	Lv Wynne	▲ 9.15	9.40		161	Lv Poplar Bluff	12.30
294	Lv Caldwell	9.35	10.00		181	Lv Williamsville	12.58
299	Lv Forrest City	9.50	10.20		200	Lv Piedmont	1.30
313	Lv Marianna	10.25	11.00		219	Lv Annapolis	1.57
326	Lv Lexa Jct.	10.50	11.25		238	Lv Arcadia-Ironton	2.25
339	Ar HELENA	▲ 11.20	11.59		251	Lv Bismarck	2.50
284	Lv Wynne	5.00	9.50		266	Lv Mineral Point	3.11
298	Lv Parkin	5.15	10.20		285	Lv De Soto	3.45
303	Lv Earle	5.25	10.30		320	Lv Broadway	f 4.52
313	Lv Crawfordsville	5.41	10.45		327	Lv Tower Grove	6.10
330	Ar MEMPHIS	6.20	11.30		330	Ar ST. LOUIS	6.30

▲—Via Missouri Pacific Bus Lines — Rail tickets honored — Remains cannot be handled.
f—Stops on signal.

★—Stops to receive or discharge revenue passengers.

What's the DIFFERENCE

between transportation facilities provided and operated by private capital and those which the government provides and operates largely for the benefit of subsidized transportation agencies



Here is an interesting example, presented recently by Sidney S. Alderman, general counsel for the Southern Railway System, in testimony before a Senate Sub-Committee in Washington, D. C.:

THE WASHINGTON NATIONAL AIRPORT, according to Mr. Alderman's data, cost the Federal Government more than \$23,000,000 of public funds in its construction. In the fiscal year of 1948, the Government advanced \$683,190 to cover the airport operating deficit.

The WASHINGTON UNION STATION, built by private capital—without any Government subsidy—in 1948 paid \$297,862 in property taxes, \$164,724 in income taxes and \$329,185 in interest to private investors who financed its construction.

There is a difference—and the taxpayer pays it!

ILLINOIS



LIKE MOST of the upper Mississippi Valley, the territory now comprising the State of Illinois was first explored and settled by Frenchmen. Father Jaques Marquette, Louis Jolliet and their companions were the first white men known to have set foot on Illinois soil, landing in 1673 at the junction of the Illinois and Mississippi rivers.

With France and England striving for dominance of the new continent, the Illinois territory was often the scene of bitter and vital battles and then during the American Revolution was captured from the British by George Rogers Clark. After its admission to the Union as the 21st state in 1818, Illinois continued its prominent role in national affairs. The climactic figure in the state's history is, of course, Abraham Lincoln, whose tomb in the state capital, Springfield, is one of our nation's greatest shrines.

Illinois today ranks as one of the most populous and wealthiest of the United States, with an economy founded upon fertile soil, abundant water, rich mineral deposits and excellent transportation. Among the state's principal agricultural crops are corn, soybeans, wheat, oats, truck crops,

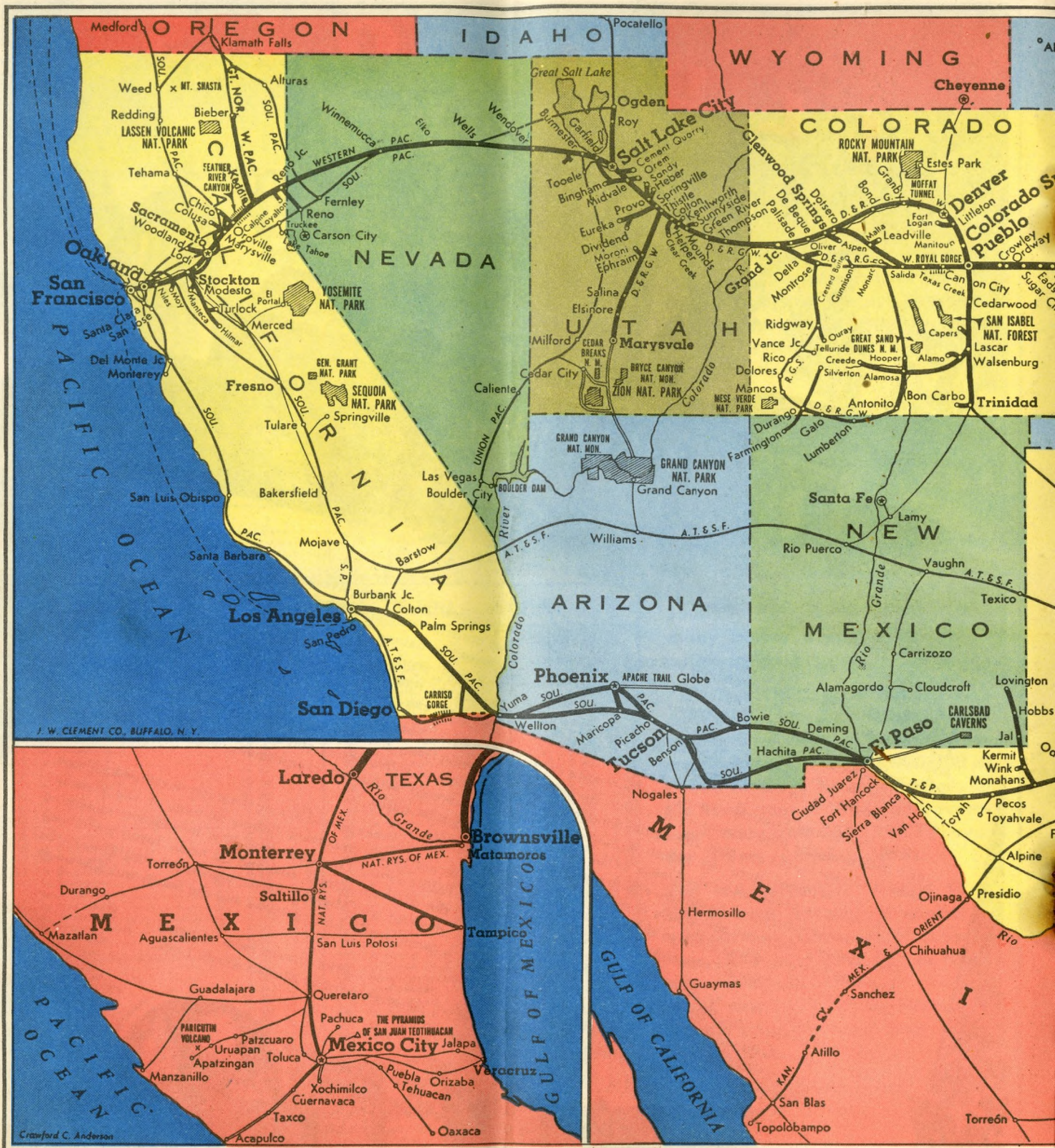
apples, peaches, poultry, livestock and dairy products. Leading mineral resources include coal, petroleum, stone and cement. Its natural wealth, combined with a central location and good transportation, have logically developed within the state many important industrial centers of which the great city of Chicago is the outstanding example.

While not generally regarded as a leading vacation or tourist area, Illinois nevertheless offers visitors numerous points of scenic beauty and historic interest, most of them embraced within an exceptionally well-developed system of state parks.

Illinois ranks second among the states in railroad mileage, including the important Illinois division of the Missouri Pacific Lines. This water-level line, in addition to serving the southern Illinois coal and oil fields, forms a vital segment of the Missouri Pacific's principal freight route between the St. Louis gateway and the South and Southwest.

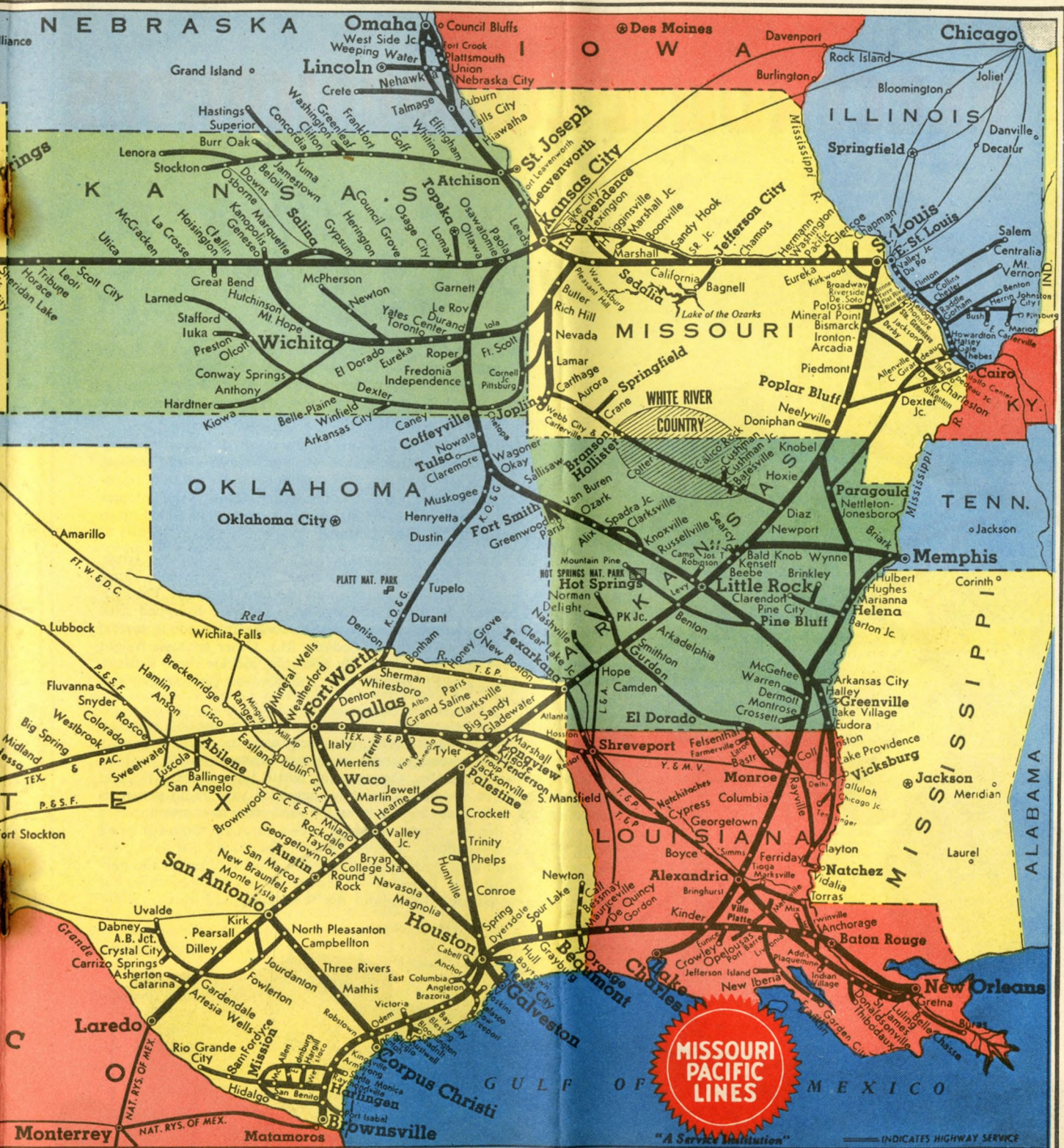
No. 2 in a series of color pages featuring the states served by Missouri Pacific Lines.





J. W. CLEMENT CO., BUFFALO, N. Y.

Crawford C. Anderson



**MISSOURI
PACIFIC
LINES**

"A Service Institution"

INDICATES HIGHWAY SERVICE

Mo. Pac's Growing

ELECTRONIC COMMUNICATIONS

Speed

TRAIN and YARD OPERATIONS . . .




ABOUT THREE YEARS ago, the Missouri Pacific Lines installed cab-to-caboose radio transmitters and receivers on 15 locomotives and cabooses for experimental service along a 192-mile stretch of main line between Alexandria, La., and McGehee, Ark., where seven way-side stations also were equipped for radio communications.

Among the first extensive installations on any railroad, this one quickly demonstrated the efficiency of electronic communications in rail service. Orders, signals and other important information could be instantly transmitted from end-to-end on long and heavy freight trains. Vital minutes were saved in train meets and switching moves, minutes that added up to hours on a busy freight-carrying division.

Now, in addition to the operations between Alexandria and McGehee, the Missouri Pacific employs radio to speed train movements along approximately 1,400 main-line miles in its western territory. Through freight trains between St. Louis and Pueblo, Colo., are equipped with cab-to-caboose radio, and wayside installations are being made in several stations between Jefferson City and Sedalia, Mo. Other strategic freight routes where train radio is successfully operating include those between Osawatomie, Kan., and Ft. Worth, Tex., and between Osawatomie and Little Rock, Ark.

Efficient modern telephonic "teletalk" systems, permitting two-way conversations between yard offices and widely scattered switching crews have been in use for several years in important Missouri Pacific yards at St. Louis, Kansas City, Mo., Osawatomie, North Little Rock, Ark., and Memphis, Tenn. In addition, a recently completed yard radio system is now operating at Kansas City, enabling the yard office to transmit orders to and receive reports from switching crews through radio-equipped diesel switching locomotives. Expediting yard operations just as it does those on the main lines, radio communication effectively serves the purpose for which it was provided—to assure better transportation for Missouri Pacific patrons throughout the West and Southwest.



WHAT *they're saying* ABOUT RAILROADS

Only the railroads can meet the requirements of a mass movement of heavy equipment and men if a major war should occur.

COL. J. MONROE JOHNSON, Chairman,
Interstate Commerce Commission

The railroads are the link which tie together all the factors that make American factories hum. They're probably the greatest single cog in the nation's economic mechanism.

LYLE VAN, New York Commentator,
Station WOR and MBS Network

We cannot get along without the railroads.

MAJOR GENERAL FRANK A. HEILEMAN,
Chief of Transportation,
Department of The Army

Our railroads realize the task ahead of them and their responsibility in keeping America strong. Shippers must likewise realize and accept their responsibility in this task and cooperate. . . . I have faith in the management of our railroads.

H. F. EASTERLING, Alternate Chairman,
Southwest Shippers Advisory Board

We can't build expensive roads and have them broken up in five or ten years. . . . The cost of highways should be shared equitably and too heavy a burden should not be placed on the widow and the worker who is trying to buy a home. . . . The railroads maintain their own right of way and pay heavy property taxes. I don't want to levy further taxes on the railroads to maintain their strongest competitor.

GOVERNOR HENRY F. SCHRICKEK of Indiana,
50th Annual Convention, Indiana Municipal League

American railroads are about the only privately owned and operated ones remaining in the world today, but they also remain . . . the best by a wide margin. . . . There is nothing wrong with American railroads that nationalization would not make worse, and nothing that private management with proper incentive cannot correct.

San Antonio, Texas "Express"

The railroads have a tremendously vital part in our economy, but we do not realize this until we become involved in a war. Then it is that we get the facts about railroad transportation. Then it is that we appreciate the huge tonnages of freight which the railroads are able to transport across the country.

Bridgeport, Conn., "Telegram"

TABLE
9-3-50

26

ST. LOUIS — MEMPHIS — AUSTIN
— SAN ANTONIO — MEXICO

Miles		21 Daily	31 Daily	37 Daily	Miles		22 Daily	32 Daily	38 Daily
0	Lv ST. LOUIS	5.30	5.35	12.45		N de M			
326	Lv MEMPHIS	8.30	8.30	8.00	0	Lv MEXICO CITY	8.20		
349	Lv LITTLE ROCK	12.20	1.35	11.25	326	Lv SAN LUIS POTOSI	6.35		
493	Ar TEXARKANA	3.00	4.50	2.30	635	Lv MONTERREY	5.00		
493	Lv TEXARKANA (T&P)	3.10	5.15	4.15	801	Ar NUEVO LAREDO	8.00		
583	Ar Longview	4.45	7.00	6.50	0	Lv LAREDO (I-GN)	9.05		
0	Lv Longview (I-GN)	4.50	7.15	7.10	39	Lv Encinal	10.09		
12	Lv Kilgore	★5.05	7.35	7.28	56	Lv Artesia Wells	f10.35		
22	Lv Overton		7.52	7.46	67	Lv Cotulla	10.55		
29	Lv Arp			7.56	73	Lv Gardendale	f11.07		
36	Ar Troup	★5.34	8.13	8.11	77	Lv Millett	11★15		
	Lv Tyler	▲4.45	▲7.20	▲7.20	84	Lv Dilley	11.28		
	Ar Troup	▲5.25	▲8.00	▲8.00	91	Lv Derby	f11.39		
36	Lv Troup	★5.34	8.13	8.11	100	Lv Pearsall	11.56		
42	Lv Gould				112	Lv Moore	f12.15		
54	Lv Jacksonville	★5.54	8.37	8.41	121	Lv Devine	12.32		
61	Lv Ironton				126	Lv Natalia	f12.40		
65	Lv Prices				131	Lv Lytle	12.50		
70	Lv Neches			9.19	141	Lv Von Ormy	f 1.05		
81	Ar Palestine	6.30	9.25	9.50	154	Ar SAN ANTONIO	1.30		
81	Lv Palestine	6.45	9.40	10.30		Lv CORPUS CHRISTI	9.50	11.45	
91	Lv Tucker			★1042	154	Lv SAN ANTONIO	2.10	8.15	8.15
99	Lv Oakwood			f10.54	157	Lv Monte Vista	2.17	8.24	8.23
107	Lv Keechi			f11.06	165	Lv Wetmore			f 8.34
118	Lv Buffalo			f11.18	185	Lv New Braunfels	★2.48	9.04	9.02
125	Lv Jewett		10.33	11.33	196	Lv Hunter			★9.16
136	Lv Marquez			f11.48	203	Lv San Marcos	★3.06	9.30	9.30
145	Lv Ridge			f11.58	212	Lv Kyle			9.44
150	Lv Easterly			f12.05	218	Lv Buda			9.55
154	Lv New Baden			f12.11	223	Lv Manchaca			10★00
158	Lv Franklin		11.15	12.18	233	Ar AUSTIN	3.40	10.25	10.35
171	Lv Hearne	★8.22	11.32	12.45	233	Lv AUSTIN	3.40	10.25	10.35
175	Lv Valley Jct.		11.55	1.00	246	Lv McNeil			11.07
181	Lv Gause			1.09	251	Lv Round Rock			11.20
191	Lv Milano		12.21	1.38	259	Lv Hutto			11.45
200	Lv Rockdale		12.32	1.56	268	Lv Taylor	4.22	11.15	11.57
214	Lv Thorndale			2.23	274	Lv Thrall			12.08
220	Lv Thrall			2.39	280	Lv Thorndale			12.28
226	Lv Taylor	9.23	1.08	3.05	294	Lv Rockdale		11.49	12.28
235	Lv Hutto			3.25	303	Lv Milano		11.59	12.39
243	Lv Round Rock			3.37	313	Lv Gause			1.09
248	Lv McNeil			3.49	319	Lv Valley Jct.		12.46	1.25
261	Lv AUSTIN	10.00	2.00	4.35	323	Lv Hearne	★5.18	12.54	1.52
261	Lv AUSTIN	10.00	2.00	4.35	336	Lv Franklin		1.09	2.12
271	Lv Manchaca			4.55	340	Lv New Baden			2.20
276	Lv Buda			5.04	344	Lv Easterly			2.30
282	Lv Kyle			5.15	349	Lv Ridge			2.40
291	Lv San Marcos	10★36	2.45	5.35	358	Lv Marquez		1.52	2.55
298	Lv Hunter			5.48	369	Lv Jewett			3.15
309	Lv New Braunfels	10★57	3.13	6.04	376	Lv Buffalo			3.32
329	Lv Wetmore			6.38	387	Lv Keechi			3.44
337	Lv Monte Vista	11.29	3.46	6.52	395	Lv Oakwood			4.02
340	Ar SAN ANTONIO	11.40	3.55	7.10	403	Lv Tucker			★4.18
	Ar CORPUS CHRISTI	4.25	4.35	4.25	413	Ar Palestine	6.55	2.50	4.40
340	Lv SAN ANTONIO	12.05			413	Lv Palestine	7.15	3.05	5.30
353	Lv Von Ormy	f12.30			424	Lv Neches			f 5.45
363	Lv Lytle	12.50			429	Lv Prices			
368	Lv Natalia	f12.59			433	Lv Ironton			
373	Lv Devine	f 1.08			440	Lv Jacksonville	★7.50	3.47	6.22
382	Lv Moore	f 1.20			452	Lv Gould			
394	Lv Pearsall	f 1.39			458	Ar Troup	★8.11	4.14	6.54
403	Lv Derby	f 1.51				Lv Troup	★8.20	▲4.20	
410	Lv Dilley	★2.14				Ar Tyler	▲9.00	▲6.05	
417	Lv Millett	f 2.26			458	Lv Troup	★8.11	4.14	6.54
421	Lv Gardendale	f 2.37			465	Lv Arp		4.35	7.04
427	Lv Cotulla	f 2.50			472	Lv Overton			7.16
438	Lv Artesia Wells	f 2.57			482	Lv Kilgore	★8.39	4.50	7.35
455	Lv Encinal	f 2.20			494	Ar Longview	9.00	5.15	8.10
494	Lv LAREDO	4.20			494	Ar Longview	9.05	5.30	8.30
	N de M				584	Ar TEXARKANA	10.40	7.35	11.30
496	Lv NUEVO LAREDO	6.00			584	Lv TEXARKANA	10.50	7.50	12.05
652	Ar MONTERREY	10.15			728	Ar LITTLE ROCK	1.20	11.15	3.05
973	Ar SAN LUIS POTOSI	8.55			877	Ar MEMPHIS	6.30	6.30	7.00
1297	Ar MEXICO CITY	8.00			1077	Ar ST. LOUIS	8.20	7.50	11.00

▲—Via bus-rail tickets honored — remains cannot be handled.
★—stops to receive or discharge revenue passengers.
f—stops on signal.

27 ST. LOUIS — MEMPHIS — HOUSTON — CORPUS CHRISTI — HARLINGEN — MISSION — BROWNSVILLE
(S. A. U. & G. — G. C. L.)

Miles	21-201 25-11 Daily	15 Daily	Miles	12 26-22- 202 Daily	16 Daily
0	Lv ST. LOUIS	5.30	0	Lv MISSION	▲ 5.50
	Lv MEMPHIS	8.30	6	Lv McAllen	6.10
			40	Ar HARLINGEN	▲ 7.20
816	Ar HOUSTON	10.00			
0	Lv HOUSTON	10.45	0	Lv BROWNSVILLE	6.45
28	Lv Alcoa	f11.30	9	Lv Olmito	7.11
38	Lv Liverpool		19	Lv San Benito	7.30
44	Lv Danbury	f11.47	24	Ar HARLINGEN	7.30
51	Lv Angleton	11.56			
55	Lv Edmonds		24	Lv HARLINGEN	7.30
63	Lv Brazoria	12.09	30	Lv Combes	
71	Lv Sweeney	12.22	36	Lv Sebastian	
80	Lv Allenhurst		41	Lv Lyford	
88	Lv Bay City	12.43	46	Lv Raymondville	7.58
96	Lv Buckeye		60	Lv Rudolph	
102	Lv Elmaton		67	Lv Norias	
107	Lv Blessing	★ 1.10	77	Lv Armstrong	★ 8.33
114	Lv Francitas		97	Lv Sarita	f 8.56
122	Lv Laward	f 1.27	102	Lv Riviera	
127	Lv Lolita		111	Lv Ricardo	
131	Lv Vanderbilt	1.39	118	Ar Kingsville	9.20
136	Lv LaSalle		118	Lv Bishop	9.25
147	Lv Placedo	f 2.00	124	Lv Driscoll	f 9.35
152	Lv Bloomington	2.06	131	Ar Robstown	9.57
162	Lv McFaddin	★ 2.20	141	Lv Robstown	▲ 10.05
166	Lv Inari		157	Ar CORPUS CHRISTI	▲ 10.50
173	Lv Vidauri				
178	Lv Greta	2.48	141	Lv Robstown	9.57
186	Lv Refugio	★ 2.55	148	Lv Calallen	10.20
192	Lv Woodsboro		154	Ar ODEM	10.20
198	Lv Cranel		0	Lv CORPUS CHRISTI	9.50
203	Lv Ewelder	3.18	17	Ar ODEM	10.30
209	Lv Sinton	3.35	154	Ar ODEM	10.20
217	Ar ODEM		0	Lv CORPUS CHRISTI	9.50
217	Lv ODEM	3.45	17	Ar ODEM	10.30
223	Lv Calallen	3.45	154	Ar ODEM	10.20
230	Ar Robstown	4.05	154	Ar ODEM	10.20
0	Lv CORPUS CHRISTI	▲ 3.20	154	Ar ODEM	10.20
16	Ar Robstown	▲ 3.55	154	Ar ODEM	10.20
230	Lv Robstown	4.05	154	Ar ODEM	10.20
240	Lv Driscoll		154	Ar ODEM	10.20
247	Lv Bishop	f 4.23	154	Ar ODEM	10.20
253	Ar Kingsville	4.35	154	Ar ODEM	10.20
253	Lv Kingsville	4.40	154	Ar ODEM	10.20
260	Lv Ricardo		154	Ar ODEM	10.20
269	Lv Riviera		154	Ar ODEM	10.20
274	Lv Sarita	f 5.06	154	Ar ODEM	10.20
294	Lv Armstrong	★ 5.30	154	Ar ODEM	10.20
304	Lv Norias	★ 5.32	154	Ar ODEM	10.20
311	Lv Rudolph		154	Ar ODEM	10.20
325	Lv Raymondville	6.11	154	Ar ODEM	10.20
330	Lv Lyford		154	Ar ODEM	10.20
335	Lv Sebastian		154	Ar ODEM	10.20
341	Lv Combes		154	Ar ODEM	10.20
347	Ar HARLINGEN	6.50	154	Ar ODEM	10.20
347	Lv HARLINGEN	6.50	154	Ar ODEM	10.20
352	Lv San Benito	7.05	154	Ar ODEM	10.20
362	Lv Olmito	7.11	154	Ar ODEM	10.20
371	Ar BROWNSVILLE	7.40	154	Ar ODEM	10.20
347	Lv HARLINGEN	▲ 7.00	154	Ar ODEM	10.20
381	Ar McAllen	8.45	154	Ar ODEM	10.20
387	Ar MISSION	▲ 9.00	154	Ar ODEM	10.20

28 ST. LOUIS — MEMPHIS — SAN ANTONIO — CORPUS CHRISTI — HARLINGEN — MISSION — BROWNSVILLE
(GULF COAST LINES)

Miles	21 201 205 Daily	31-215 15- 115 Daily	Miles	206 22- 202 Daily	116-16 216- 32 Daily
	Lv ST. LOUIS	5.30	0	Lv BROWNSVILLE	6.45
	Lv MEMPHIS	8.30	25	Ar HARLINGEN	7.30
	Ar SAN ANTONIO	11.40	0	Lv MISSION	▲ 5.50
0	Lv SAN ANTONIO	11.55	6	Lv McAllen	6.10
7	Lv San Jose		9	Lv Pharr	6.15
13	Lv Cassin		11	Lv San Juan	6.21
27	Lv Leming		13	Lv Alamo	6.26
34	Lv No. Pleasanton	12.53	17	Lv Donna	6.33
35	Lv Pleasanton	1.03	21	Lv Weslaco	6.43
39	Lv Coughran		26	Lv Mercedes	6.52
46	Lv McCoy		32	Lv La Feria	7.02
55	Lv Campbellton	1.29	40	Ar HARLINGEN	▲ 7.20
63	Lv Whitsett		40	Lv HARLINGEN	7.30
68	Lv Suniland		157	Ar Robstown	9.57
77	Lv Three Rivers	1.57	157	Lv Robstown	▲ 10.05
84	Lv George West	2.13	173	Ar CORPUS CHR'TI	▲ 10.50
92	Lv Mikeska		157	Lv Robstown	9.57
101	Lv Dinero		170	Ar ODEM	10.20
104	Lv Mt. Lucas		0	Lv CORPUS CHR'TI	9.50
107	Lv Cornelia	2.51	9	Lv Viola	10.30
113	Lv Mathis	2.00	19	Ar ODEM	10.30
126	Lv Edroy		170	Lv ODEM	10.30
131	Ar ODEM	3.20	175	Lv Edroy	10.57
131	Lv ODEM	3.45	188	Lv Mathis	10.57
141	Lv Viola	4.25	194	Lv Cornelia	10.57
150	Ar CORPUS CHR'TI	4.25	197	Lv Mt. Lucas	10.57
131	Lv ODEM	3.45	200	Lv Dinero	10.57
144	Lv Robstown	4.05	207	Lv Mikeska	10.57
0	Lv CORPUS CHR'TI	▲ 3.20	213	Lv George West	11.34
16	Ar Robstown	▲ 3.55	224	Lv Three Rivers	11.49
144	Lv Robstown	4.05	233	Lv Suniland	
261	Ar HARLINGEN	6.50	238	Lv Whitsett	
261	Lv HARLINGEN	▲ 7.00	246	Lv Campbellton	12.18
269	Lv La Feria	7.18	255	Lv McCoy	
275	Lv Mercedes	7.28	262	Lv Coughran	
280	Lv Weslaco	7.37	266	Lv Pleasanton	12.48
284	Lv Donna	7.47	267	Lv No. Pleasanton	12.53
288	Lv Alamo	7.54	274	Lv Leming	5.07
290	Lv San Juan	7.59	288	Lv Cassin	
292	Lv Pharr	8.05	294	Lv San Jose	
295	Lv McAllen	8.45	301	Ar SAN ANTONIO	1.55
301	Ar MISSION	▲ 9.00	301	Lv SAN ANTONIO	2.10
261	Lv HARLINGEN	6.50	1025	Ar MEMPHIS	6.30
286	Lv BROWNSVILLE	7.40	1225	Ar ST. LOUIS	8.20



19 December 50

SUN	MON	TUE	WED	THU	FRI	SAT
				1	2	
3	4	5	6	7	8	9
10	11	12	13	14	15	16
17	18	19	20	21	22	23
24	25	26	27	28	29	30

January

SUN	MON	TUE	WED	THU	FRI	SAT
	1	2	3	4	5	6
7	8	9	10	11	12	13
14	15	16	17	18	19	20
21	22	23	24	25	26	27
28	29	30	31			

February

SUN	MON	TUE	WED	THU	FRI	SAT
				1	2	3
4	5	6	7	8	9	10
11	12	13	14	15	16	17
18	19	20	21	22	23	24
25	26	27	28			

March

SUN	MON	TUE	WED	THU	FRI	SAT
				1	2	3
4	5	6	7	8	9	10
11	12	13	14	15	16	17
18	19	20	21	22	23	24
25	26	27	28	29	30	31

April

SUN	MON	TUE	WED	THU	FRI	SAT
				1	2	3
4	5	6	7	8	9	10
11	12	13	14	15	16	17
18	19	20	21	22	23	24
25	26	27	28	29	30	

May

SUN	MON	TUE	WED	THU	FRI	SAT
				1	2	3
4	5	6	7	8	9	10
11	12	13	14	15	16	17
18	19	20	21	22	23	24
25	26	27	28	29	30	31

▲—Via Missouri Pacific Bus Lines - rail tickets honored - remains cannot be handled. f—stops on signal. ★—stops to receive or discharge revenue passengers.

TABLE
7-31-49**29**NEW ORLEANS — BEAUMONT — HOUSTON —
RIO GRANDE VALLEY

Miles		3-15 Daily	9-11 Daily	Miles		12-10 Daily	16-4 Daily
0	Lv NEW ORLEANS... (Union Station)	8.10	9.50	0	Lv MISSION	▲ 5.50	6.30
4	Lv (Carrollton Ave.)	8.17	9.57	15	Lv BROWNSVILLE	6.45	8.15
38	Lv Garyville	↑ 9.08	↑ 10.49	40	Lv HARLINGEN	7.30	9.15
43	Lv Lutchter	↑ 9.15	↑ 10.55	152	Lv CORPUS CHRISTI	9.50	11.45
51	Lv Convent	↑ 9.27	↑ 11.06	387	Ar HOUSTON	3.15	7.30
62	Lv Burnside	↑ 9.41	↑ 11.20	0	Lv HOUSTON	9.20	
90	Lv BATON ROUGE	10.30	12.10	13	Lv Dyersdale	f 9.22	8.55
95	Lv Anchorage	11.07	12.47	21	Lv Harmaston	f 9.30	f 9.30
99	Lv Westover			27	Lv Huffman	f 9.38	f 9.38
107	Lv Erwinville	f 11.19		31	Lv Eastgate	f 9.46	f 9.46
117	Lv Livonia	f 11.31		42	Lv Kenefick	f 9.59	f 9.59
122	Lv Lottie	11.40	★ 1.16	50	Lv Hardin	f 10.09	f 10.09
129	Lv Krotz Springs	11.54		55	Lv Hull	★ 10.28	10.20
141	Lv Port Barre	12.15		61	Lv Strain	f 10.27	f 10.27
148	Lv Opelousas	12.23	1.55	69	Lv Grayburg	★ 10.44	10.40
155	Lv Lawtell	f 12.38		76	Lv Westbury	f 10.48	f 10.48
169	Lv Eunice	1.00	2.42	89	Ar BEAUMONT	11.15	11.15
179	Lv Basile	1.17	★ 2.54	89	Lv Mauriceville	f 11.25	11.25
185	Lv Elton	1.27	★ 3.00	106	Lv De Quincy	f 11.51	11.48
195	Ar Kinder	1.45	3.17	136	Lv Ragley	f	f
195	Lv Kinder	1.55	3.17	148	Lv Reaves	f 1.04	f 1.04
201	Lv Le Blanc	f 2.09		166	Lv Le Blanc	f 1.10	f 1.10
207	Lv Reaves	f 2.17		172	Ar Kinder	1.28	1.32
219	Lv Ragley	f		172	Lv Kinder	1.28	1.32
231	Lv DeQuincy	2.55	4.20	182	Lv Elton	★ 1.42	1.46
261	Lv Mauriceville	3.35	f 5.00	188	Lv Basile	★ 1.48	1.55
278	Ar BEAUMONT	4.00	5.25	198	Lv Eunice	★ 2.04	2.18
278	Lv BEAUMONT	4.10	5.35	212	Lv Lawtell	f 2.42	f 2.42
291	Lv Westbury	f 4.38		219	Lv Opelousas	2.40	3.05
298	Lv Grayburg	4.46	★ 6.12	226	Lv Port Barre	3.15	3.15
306	Lv Strain			238	Lv Krotz Springs	3.34	3.34
312	Lv Hull	5.02	★ 6.28	245	Lv Lottie	★ 3.25	3.53
317	Lv Hardin	f 5.10		250	Lv Livonia	f 4.02	f 4.02
325	Lv Kenefick			260	Lv Erwinville	f 4.14	f 4.14
336	Lv Eastgate			268	Lv Westover		
340	Lv Huffman	f 5.38		272	Lv Anchorage	4.13	4.33
346	Lv Harmaston			277	Ar BATON ROUGE	4.50	5.15
354	Lv Dyersdale			305	Ar Burnside	↑ 5.35	↑ 6.00
367	Ar HOUSTON	6.25	7.50	316	Lv Convent	↑ 5.48	↑ 6.13
367	Lv HOUSTON	9.20	10.45	324	Ar Lutchter	↑ 5.58	↑ 6.25
602	Ar CORPUS CHRISTI	4.35	4.25	329	Ar Garyville	↑ 6.05	↑ 6.33
714	Ar HARLINGEN	6.45	6.50	363	Ar (Carrollton Ave.)	6.56	7.26
739	Ar BROWNSVILLE	8.00	7.40	367	Ar NEW ORLEANS	7.10	7.35
754	Ar MISSION	8.55	▲ 9.00		(Union Station)		

TABLE

30

HOUSTON — GALVESTON

	Daily Service	S.Fe	S.P.	M.P.	S.Fe	Daily Service	S.Fe	M.P.	S.P.	S.Fe
Lv HOUSTON	8.20	8.00	10.25	7.10	Lv GALVESTON	6.45	2.00	4.45	7.30	
Ar GALVESTON	9.50	10.00	12.01	8.15	Ar HOUSTON	7.50	3.25	6.45	9.10	

Interchange honoring of revenue local and interline tickets. Bus service between Houston-Galveston via Texas Bus Lines, Inc. Rail tickets honored.

TABLE

31

HOUSTON — BAYTOWN

(Electric Line)

Lv. Houston (Union Station) 5.00 p. m., daily.
Lv. Baytown 4.25 p. m., daily.
Via bus between Union Station (downtown district) and MK Yard, thence motor rail coach between MK Yard and Baytown. Running time between Houston (Union Station) and Baytown 1 hr. 40 min.

TABLE

32

TROUP — TYLER

VIA OILFIELD COACHES — RAIL TICKETS HONORED

Lv TROUP	5.45	8.20	4.20	8.20	Lv TYLER	4.45	7.20	7.20
Ar TYLER	6.25	9.00	5.05	9.00	Ar TROUP	5.25	8.00	8.00

▲—Via Missouri Pacific Bus Lines — rail tickets honored — remains cannot be handled.
f—Stops on signal.
★—Stops to receive or discharge revenue passengers.
↑—Stops for revenue passengers to or from Opelousas and points beyond.

TABLE
11-15-50**33**

HOUSTON — VALLEY JUNCTION

Miles		18 Daily	Miles		17 Daily
0	Lv HOUSTON	8.40	171	Lv VALLEY JCT.	12.45
13	Lv Aldine	f 9.05	180	Lv Mumford	f 12.58
23	Lv Spring	f 9.25	194	Lv Bryan	1.19
30	Lv Hufsmith	f 9.41	198	Lv College Station	1.25
45	Lv Magnolia	f 9.56	223	Lv Navasota	2.04
55	Lv Stoneham	f 10.15	240	Lv Stoneham	2.19
72	Lv Navasota	10.30	250	Lv Magnolia	f 2.38
97	Lv College Station	11.12	265	Lv Hufsmith	f 2.52
101	Lv Bryan	11.18	272	Lv Spring	3.06
115	Lv Mumford	f 11.38	282	Lv Aldine	f 3.19
124	Ar VALLEY JCT.	11.55	295	Ar HOUSTON	3.50

TABLE

34

CRYSTAL CITY — UVALDE

Miles		Mixed Daily Ex. Sun.	Miles		Mixed Daily Ex. Sun.
0	Lv Crystal City	8.00	0	Lv Uvalde Jct.	11.10
18	Lv La Pryor	9.00	2	Lv Uvalde	11.45
39	Ar Uvalde	10.25	23	Lv La Pryor	1.06
41	Ar Uvalde Jct.	10.40	41	Ar Crystal City	2.16

NEW WESTERN UNION SERVICE
FOR RAIL TRAVELERS

Every traveler by rail now has a charge account with the Western Union under the plan recently inaugurated by the telegraph company in co-operation with the railroads.

Designed to save time for both travelers and train crews, the new plan eliminates the need for cash payments. The traveler writes his message on a special new telegraph blank, available in Pullman and other railroad cars, and hands it to the porter or car attendant for sending at the next stop. The cost may be charged to his home address, to his business charge account or Western Union Credit Card, or it may be sent collect. There is no delay in figuring tolls or making change.

You are invited to make use of this convenient new service any time you need to send a telegram from a Missouri Pacific train.

TABLE
8-1-50

35

BASTROP — MONROE — NATCHEZ

Via Missouri Pacific Bus Lines—Rail tickets honored—Remains cannot be handled.

	Bus Daily	Bus Daily	Bus Daily	Bus Daily		Bus Daily	Bus Daily	Bus Daily	Bus Daily
Lv Bastrop	6.15		1.23		Lv Natchez	7.15	1.15	5.00	11.30
Lv Collinston	6.35				Lv Vidalia	7.23	1.23	5.08	11.38
Lv Oak Ridge	7.10				Lv Ferriday	7.40	1.38	5.25	11.63
Ar Rayville	8.00				Lv Clayton	7.52	1.50	5.37	f
					Lv Greenville	f	f	f	f
Lv Monroe	7.30	10.30	2.20	5.15	Lv Sicily Island	8.21	2.19	6.06	12.28
Ar Rayville	8.10	11.10	3.00	5.55	Lv Wisner	8.38	2.36	6.23	12.44
					Lv Gilbert	8.47	2.45	6.32	12.52
Lv Rayville	8.10	11.10	3.00	5.55	Lv Winnsboro	9.05	3.05	6.50	1.08
Lv Archibald	8.30	11.28	3.18	6.13	Lv Baskin	9.16	3.17	7.02	f
Lv Mangham	8.35	11.32	3.22	6.17	Lv Mangham	9.23	3.22	7.10	f
Lv Baskin	8.43	11.39	3.29	6.24	Lv Archibald	9.27	3.27	7.15	f
Lv Winnsboro	8.55	11.49	3.39	6.34	Ar Rayville	9.45	3.45	7.33	1.40
Lv Gilbert	9.13	12.04	3.54	6.49					
Lv Wisner	9.22	12.12	4.02	6.57	Lv Rayville	9.45	3.45	7.33	1.40
Lv Sicily Island	9.50	12.35	4.22	7.17	Ar Monroe	10.25	4.25	8.15	2.15
Lv Greenville	f	f	f	f					
Lv Clayton	10.08	12.53	4.40	7.35	Lv Rayville		4.00		
Lv Ferriday	10.20	1.05	4.52	7.46	Lv Oak Ridge		4.50		
Ar Vidalia	10.37	1.22	5.07	8.02	Lv Collinston		5.25		
Ar Natchez	10.45	1.30	5.15	8.10	Ar Bastrop	11.25	5.45		3.10

TABLE
12-11-49

36

ST. LOUIS — MEMPHIS — LITTLE ROCK — EL DORADO — MONROE

Miles	31-821 Daily	7 Daily	Bus Daily	Miles	822-32 Daily	8 Daily	Bus Daily
Lv ST. LOUIS	5.35	12.45		0	Lv MONROE	3.00	
Ar LITTLE ROCK	1.05	10.30		20	Ar Collinston	3.30	
Lv MEMPHIS	8.30	8.00	12.50	20	Lv Collinston	3.30	
Ar LITTLE ROCK	11.45	11.05	4.20	27	Lv Bastrop	3.40	
Lv LITTLE ROCK	1.35	11.25	5.30	44	Lv White, Ark.	4.55	
Ar Gurdon	2.55	12.55		56	Lv Felsenthal	4.95	
0	Lv Gurdon	5.45	▲1.40	68	Lv Strong	5.15	
7	Lv Whelen Springs	5.57	1.54	72	Lv Payne	f 5.25	
12	Lv Reader	6.05		77	Lv Lawson	5.38	
19	Lv Chidester	6.17	2.30	88	Ar EL DORADO	6.00	
26	Lv Lester	f 6.29	2.56	88	Lv Norphlet	6.30	▲9.00
34	Lv Camden	6.45	3.07	97	Lv Smackover	6.43	9.10
48	Lv Louann	7.08	3.37	102	Lv Louann	6.57	9.23
53	Lv Smackover	7.18	3.45	121	Lv Camden	7.04	9.31
58	Lv Norphlet	7.29	f 9.09	129	Lv Lester	7.32	10.05
67	Ar EL DORADO	7.50	▲4.15	136	Lv Chidester	f 7.48	10.22
67	Lv EL DORADO	8.30		143	Lv Reader	8.05	10.36
78	Lv Lawson	8.55		148	Lv Whelen Springs	8.18	11.11
82	Lv Payne	f 9.05		155	Ar Gurdon	8.26	11.11
87	Lv Strong	9.15		155	Lv Gurdon	9.15	1.20
99	Lv Felsenthal	9.39		236	Ar LITTLE ROCK	11.15	3.05
111	Lv White, Ark.	10.01		236	Lv LITTLE ROCK	2.30	3.30
128	Lv Bastrop, La.	10.33		385	Ar MEMPHIS	6.30	7.00
135	Ar Collinston	10.50		236	Lv LITTLE ROCK	11.59	3.20
135	Lv Collinston	11.00		585	Ar ST. LOUIS	7.50	11.00
155	Ar MONROE	11.30					

TABLE
5-10-50

37

CROSSETT — MONTROSE — EL DORADO

Miles	Bus Daily	Miles	Bus Daily
0	Lv Montrose	0	Lv El Dorado
8	Lv Snyder	43	Lv Crossett
12	Lv Mist	55	Lv Hamburg
19	Ar Hamburg	62	Lv Mist
31	Ar Crossett	66	Lv Snyder
74	Ar El Dorado	74	Ar Montrose

TABLE
8-1-50

38

McGEHEE — GREENVILLE

Via Missouri Pacific Bus Lines
Rail tickets honored—Remains cannot be handled.

	Bus Daily	Bus Daily		Bus Daily	Bus Daily
Lv McGEHEE	4.30		Lv GREENVILLE	6.00	8.45
Ar Lake Village	5.10	7.05	Ar Lake Village	6.45	9.20
Ar GREENVILLE	5.50	7.40	Ar McGEHEE		10.45

f—Stops on signal.

▲—Via Missouri Pacific Bus Lines—rail tickets honored — remains cannot be handled.

1% vs. 99%

ONE OF THE most revealing discussions of a problem that confronts highway commissions—and taxpayers—in virtually every state in the union is that presented in a booklet, "The Case of The One Per Centers," recently published by the Texas Tax Journal.

Construction and maintenance of Texas' highways, the booklet points out, requires approximately 25 cents of every tax dollar paid in the state. Yet Texas' highways are being destroyed almost faster than maintenance crews can repair them. "One Per Centers," are charged with the responsibility by the Tax Journal. These are the heavy hauling highway trucks that comprise only one per cent of all highway users. Highways that would be adequate for 99 per cent of the traffic aren't strong enough for the remaining one per cent.

"The Case of The One Per Centers," deserves the attention of everyone concerned about the high cost of ever-increasing taxes.



**You May Obtain
a Copy
by Mailing
This Coupon to**

TEXAS TAX JOURNAL
P. O. Box 1094
Austin, Texas


Please mail me free a copy of "The Case of The One Per Centers."

Name.....

Address.....

City.....State.....


JUST FOR FUN



"JUST A HABIT SHE ACQUIRED WHEN WE WERE USING STEAM LOCOMOTIVES"



"EGGS, MILK, BUTTER, BREAD... IS THAT ALL DEAR?"



"PSST! ANY CARS COMING?"



"THE 'PHILLIES' WANT HIM - BUT HE WONT QUIT THE M.P. LINES"

TABLE 12-11-49

39

MEMPHIS — HELENA — TALLULAH — NATCHEZ

Miles		335-336-335 Daily	Bus Daily	Miles		334-337-334 Daily	Bus Daily
0	Lv MEMPHIS	4.00	8.05	0	Lv NATCHEZ		1.20
8	Lv Wimef	4.15		4	Lv Vidalia		1.28
9	Lv Hulbert			14	Lv Ferriday		1.45
18	Lv Neuhardt	f 4.28	8.50	30	Lv Waterproof		2.25
23	Lv Chatfield	f 4.34	9.05	43	Lv St. Joseph		3.10
29	Lv Hughes	4.47	9.20	53	Lv Newellton		4.40
38	Lv Marickeys	4.53	9.40	78	Ar TALLULAH		4.30
51	Lv Marianna	5.10	10.05	78	Lv TALLULAH	4.30	5.00
63	Lv Lexa	5.29	10.30	89	Lv Sondheimer	4.46	5.18
76	Ar HELENA	5.54	11.00	94	Lv Aisatia		5.26
94	Lv Oneida	6.00		98	Lv Transylvania	f 4.58	5.34
106	Lv Elaine	6.38		106	Lv Lake Providence	5.09	5.55
115	Lv Millwood	6.59		118	Lv Milliken, La.	★ 5.25	f
129	Lv Snow Lake	7.13		130	Lv Eudora Ark.	5.40	6.40
135	Lv Mozart	f 7.33		137	Lv Chicot	f 5.48	f
138	Lv Benzal	f 7.43		145	Lv Lake Village	6.01	7.05
141	Lv Medina	f 7.51		169	Ar McGehee	6.35	7.45
147	Lv Watson	8.05		169	Lv McArthur	6.45	
156	Lv Rohwer	8.17		181	Lv Rohwer	f 6.52	7.00
162	Lv McArthur	f 8.30	Bus Daily	190	Lv Watson	7.13	
168	Ar McGehee	8.45	196	Lv Medina	f 7.23		
168	Lv Lake Village	9.10	7.15	199	Lv Benzal	f	
192	Lv Chicot	9.45	7.55	202	Lv Mozart	f 7.34	
200	Lv Eudora	f 9.57	f	208	Lv Snow Lake	7.44	
207	Lv Eudora	10.06	8.20	222	Lv Millwood	8.07	
219	Lv Milliken, La.	★ 10.21	f	231	Lv Elaine	8.21	
231	Lv Lake Providence	10.37	9.15	243	Lv Oneida	8.40	
239	Lv Transylvania	f 10.48	9.30	261	Ar HELENA	9.19	2.00
243	Lv Aisatia		9.38	261	Lv Lexa	9.23	2.30
248	Lv Sondheimer		9.46	274	Lv Watson	9.45	3.00
259	Ar TALLULAH		10.10	286	Lv Marianna	10.03	3.30
259	Lv TALLULAH		10.30	299	Lv Briceys	10.21	3.50
284	Lv Newellton		11.20	308	Lv Hughes	10.37	4.05
294	Lv St. Joseph		11.55	314	Lv Chatfield	f 10.44	
307	Lv Waterproof		12.25	319	Lv Neuhardt	f 10.51	
323	Ar Ferriday		1.00	328	Lv Hulbert		
333	Ar Vidalia		1.17	329	Lv Wimef	11.04	
337	Ar NATCHEZ		1.25	337	Ar MEMPHIS	11.30	4.45

TABLE 8-1-49

40

McGEEHEE — DERMOTT — WARREN

Miles		Bus Daily	Miles		Bus Daily
0	Lv McGEEHEE	5.50	0	Lv WARREN	5.45
8	Ar Dermott	6.10	7	Lv Wilmar	6.05
8	Lv Dermott	6.10	16	Lv Monticello	6.25
15	Lv Collins	6.30	21	Lv Collins	6.57
30	Lv Monticello	7.02	28	Ar Dermott	7.17
39	Lv Wilmar	7.20	28	Lv Dermott	7.17
46	Ar WARREN	7.45	46	Ar McGEEHEE	7.40

TABLE 2-20-49

41

NEELYVILLE, NAYLOR, DONIPHAN

Miles		897 Mixed Ex. Sun.	Miles		898 Mixed Ex. Sun.
0	Lv NEELYVILLE	1.30	0	Lv DONIPHAN	9.40
6	Ar NAYLOR	1.45	9	Lv OXLY	10.10
11	Ar OXLY	2.00	14	Lv NAYLOR	10.30
20	Ar DONIPHAN	3.00	20	Ar NEELYVILLE	11.30

▲—Via Missouri Pacific Bus Lines—rail tickets honored — Remains cannot be handled.
f—Stops on signal. ★—Stops to receive or discharge revenue passengers.



RAIL-AUTO TRAVEL PLAN

Next time you travel try the Rail-Auto Plan. Ride to your destination swiftly, safely, comfortably by train. An automobile is ready for your use at your destination. For full particulars ask any MISSOURI PACIFIC ticket agent.

TABLE
7-29-50**42****FT. SMITH AND PARIS**

Via Missouri Pacific Bus Lines

Rail tickets honored—Remains cannot be handled.

Miles		Bus Daily	Bus Daily	Bus Daily	Miles		Bus Daily	Bus Daily	Bus Daily
0	Lv FT. SMITH.....	7.00	9.30	1.30	0	Lv PARIS.....	8.15	11.15	6.11
10	Lv Barling.....	f	f	f	9	Lv Ratcliff.....	8.29	11.29	5.25
11	Lv Camp Chaffee.....	7.15	9.45	1.45	13	Lv Branch.....	8.36	11.36	5.32
13	Lv Central City.....	f	f	f	18	Lv Charleston.....	8.43	11.43	5.40
18	Lv Lavaca.....	f	f	1.53	23	Lv Ursula.....	f	f	f
19	Lv Bloomer.....	7.30	10.00	2.00	28	Lv Bloomer.....	8.55	11.55	5.52
23	Lv Ursula.....	f	f	f	29	Lv Lavaca.....	9.02	f	5.59
28	Lv Charleston.....	7.42	10.12	2.12	33	Lv Central City.....	f	f	f
33	Lv Branch.....	7.50	10.20	2.20	35	Lv Camp Chaffee.....	9.10	12.10	6.07
37	Lv Ratcliff.....	7.57	10.27	2.27	36	Lv Barling.....	f	f	f
46	Ar PARIS.....	8.12	10.40	2.42	46	Ar FT. SMITH.....	9.25	12.25	6.20

TABLE
7-22-50**43****HOPE AND NASHVILLE**

Miles		Bus Daily	Bus Daily	Miles		Bus Daily	Bus Daily
0	Lv HOPE.....	8.00	2.30	0	Lv NASHVILLE.....	9.40	4.30
9	Lv Washington.....	8.20	2.50	10	Lv Ozan.....	10.00	4.50
15	Lv Ozan.....	8.30	3.00	16	Lv Washington.....	10.10	5.00
25	Ar NASHVILLE.....	8.50	3.20	25	Ar HOPE.....	10.30	5.17

TABLE
1-16-50**44****ALGIERS AND VENICE**

Miles		Bus Daily	Bus Daily	Bus Daily	Miles		Bus Daily	Bus Daily	Bus Daily
0	Lv ALGIERS.....	7.50	11.50	6.50	0	Lv VENICE.....	6.35	12.50	4.50
9	Lv Belle Chasse.....	8.17	12.17	7.17	12	Lv Triumph.....	7.10	1.25	5.25
27	Lv Myrtle Grove.....	8.50	12.50	7.50	14	Lv Buras.....	7.15	1.30	5.30
47	Lv Port Sulphur.....	9.23	1.23	8.23	29	Lv Port Sulphur.....	7.46	1.59	6.00
62	Lv Buras.....	9.50	1.50	8.50	49	Lv Myrtle Grove.....	8.20	2.31	6.34
64	Lv Triumph.....	9.55	1.55	8.55	67	Lv Belle Chasse.....	8.51	3.02	7.05
76	Ar VENICE.....	10.30	2.30	9.30	76	Ar ALGIERS.....	9.15	3.25	7.25

TABLE
5-26-50**45****HOUSTON, ANGLETON AND FREEPORT**

Via Missouri Pacific Bus Lines

Rail tickets honored—Remains cannot be handled.

	Bus Daily	Bus Daily	Bus Daily	Bus Daily		Bus Daily	Bus Daily	Bus Daily	Bus Daily
Lv HOUSTON (Bus Sta.)..	7.30	11.45	3.15	5.45	Lv FREEPORT.....	8.15	11.45	3.15	6.45
Lv Almeda.....	7.52	12.08	3.38	6.08	Lv Velasco.....	8.20	11.50	3.20	6.55
Lv Fresno.....	8.00	12.16	3.46	6.16	Ar Angleton.....	8.55	12.25	3.55	7.30
Lv Arcola.....	8.06	12.22	3.52	6.21	Lv Angleton.....	8.55	12.25	3.55	7.30
Lv Hawdon.....	8.08	12.24	3.54	6.23	Lv Anchor.....	f	f	f	f
Lv Juliff.....	8.12	12.28	3.58	6.27	Lv Chenango.....	9.37	1.02	4.32	7.54
Lv Sandy Point.....	8.20	12.35	4.06	6.35	Lv Sandy Point.....	9.25	12.32	4.21	
Lv Chenango.....	8.38	6.51	Lv Juliff.....	9.33	12.58	4.28	
Lv Anchor.....	8.44	6.57	Lv Hawdon.....	9.39	1.04	4.34	
Ar Angleton.....	8.50	1.05	4.37	7.03	Lv Arcola.....	9.45	1.06	4.40	
Lv Angleton.....	8.50	1.05	4.37	7.03	Lv Fresno.....	9.50	1.16	4.46	
Lv Velasco.....	9.22	1.30	5.10	7.38	Lv Almeda.....	10.15	1.46	5.15	8.45
Ar FREEPORT.....	9.30	1.45	5.15	7.45	Ar HOUSTON (Bus Sta.)..				

TABLE
9-3-50**46****PHELPS AND HUNTSVILLE**

Miles		Frt. Ex. Su.	Bus Daily	Bus Daily	Miles		Frt. Ex. Su.	Bus Daily	Bus Daily
0	Lv PHELPS.....	2.45	8.35	5.25	0	Lv HUNTSVILLE...	7.00	8.00	4.45
7	Ar HUNTSVILLE...	3.15	9.00	5.50	7	Ar PHELPS.....	7.30	8.25	5.10


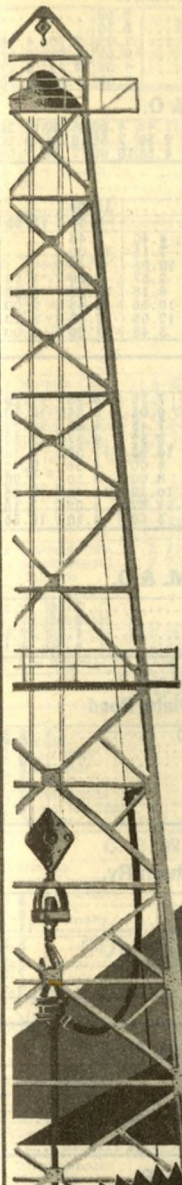
Bus Passengers handled by East Texas Motor Coaches.
Remains cannot be handled.

3 Fast, Convenient Schedules to CALIFORNIA

★ Through sleeping car from St. Louis to Los Angeles daily. Leave St. Louis 4:00 p.m. on The Colorado Eagle. Arrive Los Angeles 10:30 a.m. second morning on The Golden State Limited. Via M.P.-R.I.-S.P.

★ Leave St. Louis or Memphis on The Texas Eagle. Car-to-car transfer at Ft. Worth with through sleeping car arriving Los Angeles on The Sunset Limited. Leave St. Louis 5:30 p.m., Memphis 8:30 p.m.; arrive Los Angeles 4:30 p.m. second day. Via M.P.-T.& P.-S.P.

★ Through sleeping car from New Orleans to San Francisco daily. Leave New Orleans 8:10 a.m. on The Orleanian, arrive San Francisco on The Grand Canyon 5:25 p.m. second day. Via M.P.-S.Fe.




There's plenty of fuel for industry in the Mo-Pac Empire

Huge supplies of oil, natural gas, and coal—backed up by vast reserves—have made possible unusual economies and increased efficiency in the operations of the many diversified industries that have located in the MO-PAC empire.

The availability of these easily accessible, low-cost fuels, constitutes only a few of the important advantages offered by the West-Southwest area served by the MO-PAC—advantages unexcelled anywhere . . . which can help put *your* business in a stronger competitive position.

For complete information about fuel and labor supply, plant sites and other data about the MO-PAC Empire, write or wire . . . Industrial Development Dept., Missouri Pacific Lines, 1706 Missouri Pacific Bldg., St. Louis 3, Missouri, or Union Station, Houston 1, Texas. Inquiry will be kept in strict confidence.



**MISSOURI
PACIFIC
LINES**



ROUTE OF THE EAGLES

Light figures indicate A. M.

63

TABLE
10-29-50

47

MENARD — CHESTER — MT. VERNON

Miles		831 Daily Ex. Su. Motor	Miles		832 Daily Ex. Su. Motor
0	Lv MENARD	12.45	0	Lv MT. VERNON	8.35
1	Lv Chester	12.55	10	Lv Waltonville	9.05
11	Lv Weige	1.16	13	Lv Scheller	9.12
17	Lv Steeleville	1.28	22	Lv Tamaroa	9.37
19	Lv Percy	1.34	32	Lv Pinckneyville	9.59
22	Lv Cutler	1.41	37	Lv Conants	10.09
23	Lv Jamestown	f 1.45	41	Lv Jamestown	f10.13
27	Lv Conants	1.50	42	Lv Cutler	10.21
32	Lv Pinckneyville	2.02	45	Lv Percy	10.27
42	Lv Tamaroa	2.24	47	Lv Steeleville	10.33
51	Lv Scheller	2.38	53	Lv Weige	10.44
54	Lv Waltonville	2.45	63	Lv Chester	11.18
64	Ar MT. VERNON	3.15	64	Ar MENARD	11.25

f—Stops on signal.

TABLE
10-31-48

48

SALEM — FLINTON
Missouri-Illinois Railroad

Miles		1 Motor Daily Ex. Su.	Miles		2 Motor Daily Ex. Su.
0	Lv SALEM	8.50	0	Lv FLINTON	1.02
3	Lv Selmaville	f 8.58	3	Lv Collins	f 1.09
7	Lv Robinett	f 9.07	4	Lv Rock Point	f 1.11
12	Lv Central City	f 9.24	8	Lv Clark	f 1.18
14	Lv Centralia	f 9.28	9	Lv Evansville	f 1.22
18	Lv Noltings	f 9.40	10	Lv Pautler	f 1.27
21	Lv Alda	f 9.45	14	Lv Walsh	1.35
23	Lv Hoyleton	f 9.50	18	Lv Schulines	1.43
27	Lv Huegely	f 9.58	23	Lv Sparta	1.53
33	Lv Nashville	10.15	30	Ar Coulterville	2.12
36	Lv Kempaside	f10.22	35	Lv McKinley	f 2.21
38	Lv Cordes	f10.26	38	Lv Oakdale	f 2.28
41	Lv Oakdale	10.32	41	Lv Cordes	f 2.33
44	Lv McKinley	f10.39	43	Lv Kempaside	f 2.38
49	Ar Coulterville	10.47	46	Lv Nashville	2.48
49	Lv Sparta	11.00	49	Lv Huegely	f 3.01
56	Lv Schulines	11.16	56	Lv Hoyleton	3.08
61	Lv Walsh	11.23	58	Lv Alda	f 3.13
69	Lv Pautler	f11.30	61	Lv Noltings	f 3.19
70	Lv Evansville	11.35	65	Lv Centralia	3.37
71	Lv Clark	f11.39	67	Lv Central City	f 3.40
75	Lv Rock Point	f11.46	72	Lv Robinett	f 3.56
76	Lv Collins	f11.48	76	Lv Selmaville	f 4.06
79	Lv FLINTON	11.57	79	Ar SALEM	4.15

FOR SHIPPING HELP
Anywhere!

use the service that's

- fast
- friendly
- convenient
- dependable
- economical

ALWAYS ASK THE EXPRESS MAN!

**A TIP TO
TRAVELERS**

As a protection against loss be sure every piece of your baggage, whether carried or checked, is properly identified with a card or tag showing your name and complete address.

64


Black figures indicate P. M.

The Missouri Pacific Lines Offer You...

These Accommodations Are Available in 14 Roomette, 4 Double Bedroom Cars; 10 Roomette, 6 Double Bedroom; 14 Roomette, 2 Double Bedroom, 1 Drawing Room Cars, and in 5 Double Bedroom-Lounge Cars

THE ROOMETTE

An increasingly popular accommodation for the individual traveler. Provides a completely enclosed room with private toilet facilities, washstand, wardrobe locker. Other convenience and comfort features include circulating ice water, thermostatic air-conditioning and heat controls, full length mirror, electric razor outlet, shoe locker and spacious luggage rack.



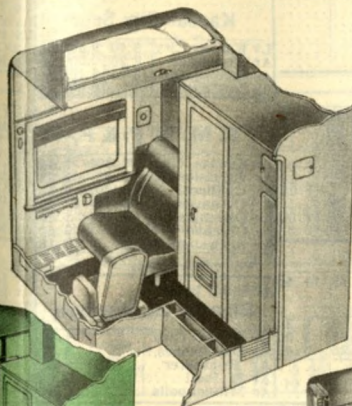
DAY



NIGHT


THE BEDROOM

DAY →



THE DOUBLE BEDROOM for one or two persons provides lower and upper bed, enclosed toilet and lavatory facilities, separate air-conditioning and temperature controls, running ice water, wardrobe locker, full length mirror, electric razor outlet, shoe locker and ample luggage space. Opening the partition between two adjoining double bedrooms forms the **BEDROOM SUITE** illustrated below, providing the facilities of two double bedrooms with two lower and two upper beds, two enclosed toilets, etc.

THE BEDROOM SUITE




↑ DAY

↑ NIGHT


NIGHT ←

THE DRAWING ROOM

A spacious and luxurious living room during daylight hours with two full length beds and upper berth for sleeping accommodations at night. The private lavatory and toilet facilities are completely enclosed. These new type drawing rooms also provide fan; circulating ice water;



↑ NIGHT



↑ DAY

individually controlled light, ventilation, air-conditioning and heat; shoe locker; a large wardrobe and ample storage space for luggage.


... A Selection of Pullman Accommodations

The Accommodations Illustrated Below Are Provided in 6-Section,
6 Roomette, 4 Double Bedroom Cars

THE BEDROOM

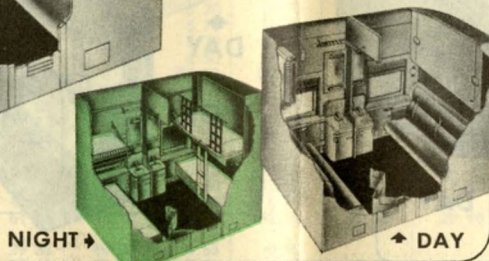
THE DOUBLE BED ROOM for one or two persons provides lower and upper bed, separate toilet and lavatory facilities,

DAY →



ries, air-conditioning and temperature controls, full length mirror, clothes locker, razor outlet, shoe locker and ample luggage space. Opening the partition between adjoining double bedrooms forms the **BEDROOM SUITE** illustrated below, providing the facilities of two double bedrooms with two lower and two upper beds, two toilets, etc.

THE BEDROOM SUITE




NIGHT ←

NIGHT →

DAY →

THE ROOMETTE

A private, completely enclosed room designed for the individual traveler. Contains a pre-made bed that folds into the wall. Also provides private toilet facilities, washstand, mirrored




DAY →

NIGHT →

cabinet for toilet articles, clothes locker, shoe locker, ample luggage space and individually controlled ventilation, air-conditioning, heat and light.


THE SECTION

Combines lower and upper berths, each a sleep-inviting bed with convenient lights, clothes hangers, shelf or hammock for sundry articles, and a bell to summon the porter at any hour. For daytime travel the section provides a pair of roomy, soft-cushioned lounge seats.



DAY →

UPPER →
AT NIGHT



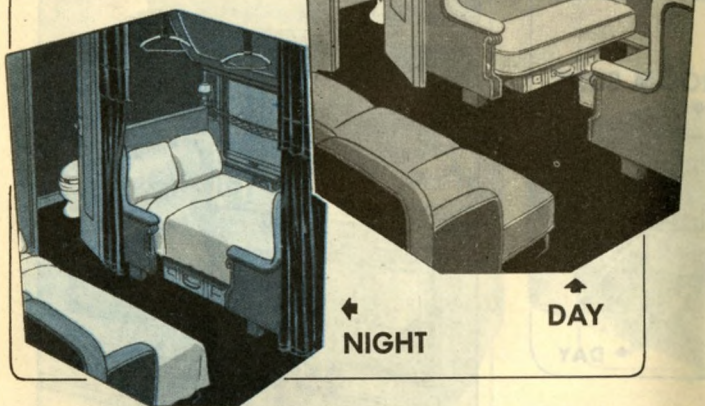
LOWER
AT NIGHT
←

The Missouri Pacific Lines Offer You A Selection of Pullman Accommodations

On Trains Other Than The Streamlined Eagles

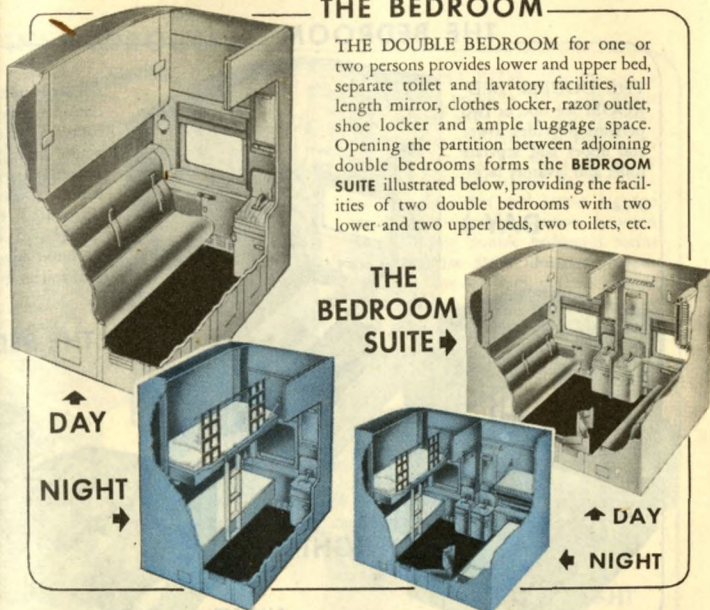
THE DRAWING ROOM

The ideal accommodation for family groups. A spacious private living room by day, at night it provides two beds and an easily accessible upper berth. Toilet and lavatory are enclosed and completely private.





THE BEDROOM

THE DOUBLE BEDROOM for one or two persons provides lower and upper bed, separate toilet and lavatory facilities, full length mirror, clothes locker, razor outlet, shoe locker and ample luggage space. Opening the partition between adjoining double bedrooms forms the **BEDROOM SUITE** illustrated below, providing the facilities of two double bedrooms with two lower and two upper beds, two toilets, etc.




THE SECTION



Includes upper and lower berths, both providing a comfortable, sleep-inviting bed. In daytime, section offers two commodious, soft-cushioned reserved seats.

THE COMPARTMENT

A private room with comfortable, soft-cushioned seats for day use. Sleeping accommodations include bed and upper berth. Individual toilet and lavatory.



ACCOMMODATIONS ILLUSTRATED ARE PROVIDED IN

- 12 Section, 1 Drawing Room Cars
-
- 10 Section, 1 Drawing Room, 2 Compartment Cars
-
- 8 Section, 1 Drawing Room, 2 Compartment Cars
-
- 8 Section, 5 Double Bedroom Cars
-
- 8 Section, 1 Drawing Room, 3 Double Bedroom Cars
-

RAIL AND PULLMAN FARES

The Fares shown herein are those effective on November 1, 1950, and do not reflect any increase that may be authorized at a later date. Those Railroad and Pullman fares are published as information only, are subject to change without notice and do not include 15% Federal and 2% Missouri taxes.

	RAILROAD FARES				PULLMAN FARES (One Way) IN STANDARD CARS									
	In Coaches		In Pullmans		Lower Berth	Upper Berth	Roomette One Person	Bed Room One Person	ⓐBed Room Two Persons	Compartment One Person	Compartment Two or More Persons	Drawing Room One Person	Drawing Room Two or More Persons	Seat Fare for Day Travel
	One Way	6 Months R. T.	One Way	6 Months R. T.										
TEXARKANA, ARK., TO														
Houston.....Tex.	\$ 8.08	\$14.55	\$11.31	\$18.85	\$ 3.80	\$ 2.90	\$ 5.30	\$ 7.20	\$ 8.35	\$ 8.55	\$10.90	\$11.40	\$14.40	\$ 2.20
Little Rock.....Ark.	3.62	6.55	5.06	8.45	3.50	2.60	4.85	6.65	7.70	7.90	9.60	10.50	13.30	1.10
Memphis.....Tenn.	7.08	12.75	9.90	16.50	3.50	2.60	4.85	6.65	7.70	7.90	9.60	10.50	13.30	2.00
New York.....N. Y.	37.13	68.11	51.62	93.28	12.85	9.75	17.95	24.40	28.25	28.90	36.00	38.55	48.80
St. Louis.....Mo.	12.35	22.25	17.28	28.80	5.05	3.85	7.15	9.60	11.10	11.35	14.15	15.15	19.20	3.50
San Antonio.....Tex.	10.79	19.45	15.09	25.15	5.05	3.85	7.15	9.60	11.10	11.35	14.15	15.15	19.20	3.10
Washington.....D. C.	30.90	55.65	43.28	76.60	10.95	8.30	15.30	20.80	24.10	24.65	30.50	32.85	41.60
WICHITA, KAN., TO														
Colorado Springs.....Colo.	12.03	21.70	16.84	28.10	5.05	3.85	9.60	11.10	11.35	14.15	15.15	19.20
Denver.....Colo.	13.59	24.50	19.01	31.70	5.05	3.85	9.60	11.10	11.35	14.15	15.15	19.20
Hot Springs.....Ark.	12.78	23.05	17.88	29.80	5.70	4.30	12.85	16.00	17.10	21.70
Little Rock.....Ark.	11.42	20.60	15.99	26.65	5.05	3.85	11.35	14.15	15.15	19.20
Los Angeles.....Cal.	34.36	63.00	54.66	90.75	14.45	11.00	32.50	40.85	43.35	54.90
Memphis.....Tenn.	14.29	25.75	20.01	33.35	5.70	4.30	12.85	16.00	17.10	21.70
Pueblo.....Colo.	10.91	19.65	15.27	25.45	5.05	3.85	9.60	11.10	11.35	14.15	15.15	19.20
St. Louis.....Mo.	11.82	21.30	16.52	27.55	5.05	3.85	7.15	9.60	11.10	11.35	14.15	15.15	19.20
San Francisco.....Cal.	38.20	68.05	60.77	95.70	14.45	11.00	32.50	40.85	43.35	54.90

ⓐFor Bed Room Suite charges consult ticket agent.

EXCLUSIVE OCCUPANCY CHARGES FOR BED ROOMS, ROOMETTES, DRAWING ROOMS, AND COMPARTMENTS

For exclusive occupancy of night service, or night and day continuous service of drawing room in United States, minimum 1 1/4 adult one way rail fare; for compartment, 1 1/10 adult one way rail fare, and for Bed Room or Roomette only one rail fare required (except to points South of the Ohio River and East of the Mississippi River—Ask the Ticket Agent).

PULLMAN RATES FROM LAREDO, TEX. TO MEXICO

To derive through Pullman rates from points in the United States to destinations in Mexico, add rates from point of origin to Laredo, Texas, to those quoted below therefrom:

AND	BETWEEN LAREDO, TEXAS		Bed Room One Person *	Bed Room Two Persons *	Compt. *	Drawing Room *	Seat Fare for Day Travel
	Lower	Upper					
Monterrey, Mex.....	\$ 2.83	\$ 2.26	\$ 5.09	\$ 5.65	\$ 7.91	\$10.73	\$.95
Saltito, Mex.....	3.95	3.16	7.10	7.89	11.04	14.98
San Luis Potosi, Mex.....	6.48	5.18	11.65	12.95	18.12	24.59
Queretaro, Mex.....	7.65	6.12	13.77	15.30	21.42	29.06
Mexico City, Mex.....	9.89	7.91	17.79	19.77	27.68	37.56

ONLY ONE COUPON
Necessary Between
St. Louis or Memphis and Texas Via Missouri Pacific, Texas & Pacific, International-Great Northern, Gulf Coast Lines.

“The SUNSHINE ROUTE”

* (For exclusive occupancy of a Bed Room in Mexico 1 1/4 Adult Railroad tickets are required; for a Bed Room Suite 2 1/2 adult railroad tickets are required; for a compartment 1 1/2 adult railroad tickets are required, and for a Drawing Room 2 adult railroad tickets are required. (The Pullman Co. charge for Drawing Room or Compartment in Mexico is the same for either single or double occupancy of such accommodations.)

GENERAL INFORMATION

SCHEDULES—SERVICE

Time noon to midnight in **Heavy Figures**. Time midnight to noon in **Light Figures**. Trains do not stop where no time is shown. Junction, transfer points and important cities are shown in **bold face type**. A rule indicates a junction point.

Schedules Subject to Change—Schedules herein are subject to change without notice, and the Missouri Pacific Lines assume no responsibility for errors in time tables, inconvenience or damage resulting from delayed trains or failure to make connections.

Mileage—The mileage used in time tables is shown only for the information of passengers and is not to be used in computing fares.

Transfer from Through Train to Local Train—Passengers destined to points at which through train does not stop may use through train to last stopping point short of destination and transfer to first connecting local train therefrom. Passengers desiring this arrangement must notify first Conductor or Train Auditor when presenting tickets.

Honoring Tickets—All tickets, one-way and round-trip (except where optional or variable routes are permitted) will be honored over short line only.

TICKETS—(LOST, REDEMPTION, ETC.)

Children under five years of age free when accompanied by parent or guardian; five years of age and under twelve, one-half fare; twelve years of age or over, full fare.

Adjustment of Fares—In case of dispute with Conductors or Agents, pay the fare required; take receipt and communicate with R. J. McDermott, General Passenger Traffic Manager, St. Louis, Mo.

Lost Tickets—If you lose your railroad ticket give notice of your loss to the conductor. Pay cash fare on train or purchase another ticket, taking receipt. Forward receipt with details of the loss to the Passenger Traffic Manager of the road from which you bought the original ticket, and you will be advised whether or not any refund can properly be made.

Redemption of Tickets—Tickets unused or partly used will be redeemed under tariff regulations at proper value and should be handled with R. J. McDermott, General Passenger Traffic Manager, St. Louis, Mo.

BAGGAGE—(ALLOWANCE, LIABILITY, MARKING, ETC.)

Hand Baggage in Pullman Cars—Passengers are requested, for the convenience and comfort of themselves and other passengers on the train, to check their hand baggage whenever possible, except that actually needed for personal use enroute. There is a limitation as to the size of baggage which can be placed under Pullman seats. The following are the maximum dimensions—21x19x2 1/2 inches.

This Railroad will not guarantee to forward baggage or property on same train with passenger or within a given or specified time limit, but reserves the right to forward it upon a preceding or following train.

One hundred and fifty pounds of baggage, not exceeding \$100 in value, will be checked without charge for each adult passenger, and seventy-five pounds, not exceeding \$50 in value, for each child traveling on a half-ticket.

No single piece of baggage exceeding 300 pounds in weight or exceeding \$2,500 in value, will be checked. Free allowances subject to tariff stipulations as to contents, weight and value.

Unless a greater sum is declared by the passenger and charges paid for increased valuation at time of delivery to carrier, the value of baggage belonging to or checked for an adult passenger shall be deemed and agreed to be not in excess of \$100, and the value of the baggage belonging to or checked for a child traveling on a half ticket shall be deemed and agreed to be not in excess of \$50.

All baggage should be marked. Location of baggage delayed or astray is expedited when the container is marked with name or initials.

This railroad will not accept for transportation as baggage from any one passenger, property that is declared to exceed \$2,500 in value.

Money, jewelry, silverware, negotiable paper and like valuables, liquids, explosives, fragile or perishable articles, should not be enclosed in baggage. Under no conditions will the carriers be responsible for such articles in baggage nor for damage caused by same.

Baby Carriages, Go-carts, Bicycles and similar articles enumerated in tariff when used in connection with journey will be checked and included in weight and value of passenger's baggage.

Dogs, Cats and Birds—Dogs, cats, birds and other household pets, when in baskets or other containers, may be taken into private room accommodations of Sleeping Cars. Or, they may be transported in baggage service subject to tariff regulations.

Lost Articles—Inquire of R. A. Watson, General Baggage Agent, St. Louis, Mo. Articles found in and around stations or upon trains should be turned over to Agent or Conductor, or forwarded to R. A. Watson, General Baggage Agent, St. Louis, Mo.

Index of Stations

Each Time Table is numbered. The figures opposite each station in Index refer to the Tables in which that station is shown. (*) Indicates Coupon Agency Station. (•) Indicates Agency Station. (•) Station is located on the line indicated but not shown in Time Tables. Consult local agent or conductor. (†) For freight service only.

Table No.	Table No.	Table No.	Table No.	Table No.	Table No.	Table No.	Table No.
Abdal, Neb. 1	*Bald Knob, Ark. 14, 17, 18, 19, 20, 21, 22, 23	Branch, Ark. 42	*Centertown, Mo. 1, 2	*Coulterville, Ill. 48	*Eads, Colo. 3, 4	*Fort Smith, Ark. 3, 15, 42	*Greenleaf, Kan. 12
Abilene, Tex. 17, 20	*Baller, La. 39	*Branford, Colo. 3, 4	*Centerville, Mo. 1, 2	*Council Grove, Kan. 3, 4	*Eagle, Neb. 1, 2	*Fort Worth, Tex. 8, 17, 20, 21, 22, 23, 33	*Greens Bayou, Tex. 31
*Addis, La. 16	*Bancroft, Tex. 1	*Branton, Tex. 1	*Central City, Ill. 48	*Coverdale, La. 29	*Earle, Ark. 14, 17, 18, 19, 20, 21, 22, 25	Greenville, La. 35	Greenville, La. 35
*Adrian, Kan. 3, 4	*Barclay, Tex. 35	*Brazoria, Tex. 27	*Centralia, Ill. 48	*Cowley, Kan. 12	*Earnharts, Ark. 14	Fountain, Ill. 1	Greenville, La. 35
Alameda, Kan. 1	*Barling, Ark. 12	*Bricey, Ark. 39	*Centropolis, Mo. 1, 2	*Crane, Mo. 14	*East Eldorado, Kan. 26	*Fowler, Ark. 17	Greenville, La. 35
Alamo, Tex. 28	*Barnes, Kan. 42	*Brideport, Kan. 3, 4	*Chamblee, La. 15	*Cranell, Tex. 27	*Easterly, Tex. 26	*Frankfort, Kan. 27	Greenville, La. 35
Alda, Ill. 48	*Bartholomew Spur, La. 36	*Brinkhurst, La. 16	*Chamols, Mo. 1, 2	*Crawford, Kan. 3, 4	*Eastgate, Tex. 39	*Franklin, La. 1	Greenville, La. 35
Aldine, Tex. 19, 22, 33	*Bartlett, Ill. 1	*Brinkley, Ark. 16	*Charleston, Ark. 42	*Crawfordsville, Mo. 1, 2	*Eastland, Tex. 17, 20	*Franklin, La. 1	Greenville, La. 35
*Alexander, Ark. 17, 20	*Bartlett, Kan. 1	*Broadway (See St. Louis)	*Chateaufort, Ark. 35	*Crestwell, Ark. 14	*Eatonsville, Ky. 1	*Fredricktown, Kan. 3, 4	Greenville, La. 35
*Alexandria, La. 16	*Barton, Ark. 1	*Brook, Neb. 1	*Chemical, Ark. 1	*Crete, Neb. 1	*Edcouch, Tex. 1	*Fredericktown, Kan. 3, 4	Greenville, La. 35
*Algiers, La. 44	*Bassle, La. 29	*Bronaugh, Mo. 1	*Chenango, Tex. 45	*Crockett, Ark. 14	*Edinburg, Tex. 1	*Fredericktown, Kan. 3, 4	Greenville, La. 35
*Algoa, Mo. 1, 2	*Baskin, La. 35	*Bronson, Kan. 5	*Cherokee, Kan. 1	*Crigler, Tex. 1	*Edmond, Kan. 26	*Fredericktown, Kan. 3, 4	Greenville, La. 35
Algoa, Tex. 27	*Bastrop, La. 35, 36	*Brookland, Ark. 25	*Cherry Valley, Ark. 25	*Crocker, Ark. 14	*Edmonds, Tex. 27	*Freemont, Kan. 3, 4	Greenville, La. 35
Alhambra, Calif. (Pasadena) 17, 20	*Batesville, Ark. 14	*Brookland, Kan. 3, 4	*Chester, Ill. 47	*Crockett, Ark. 14	*Edna, Kan. 1	*Freepot, Kan. 45	Greenville, La. 35
*Allieville, Kan. 15	*Batesville, Kan. 5	*Brownell, Kan. 3, 4	*Chetopa, Kan. 1	*Crosby, Ark. 3, 4	*Edna, Kan. 1	*Freepot, Kan. 45	Greenville, La. 35
*Allica, Ark. 17, 18, 19, 20, 21, 22, 23	*Batou Rouge, La. 29	*Brownsville, Tex. 17, 18, 20, 21, 22, 23, 29	*Chicago, Ill. 1, 2	*Crowley, La. 1	*Edroy, Tex. 16	*Fresno, Tex. 45	Greenville, La. 35
*Allx, Ark. 15	*Baxter, Ark. 1	*Bruce, Ark. 1	*Chickasaw, La. 1	*Crystal City, Tex. 34	*Ethnasham, Kan. 12	*Friars, Tex. 1	Greenville, La. 35
*Allen, Kan. 3, 4	*Baxter, Colo. 3, 4	*Brundage, Tex. 1	*Chicope, Kan. 1	*Curtis, Ark. 17, 18, 19, 20, 21, 22	*Eldon, Mo. 9	*Friendship Crossing, Ark. 1	Greenville, La. 35
*Allenhurst, Tex. 27	*Bay City, Tex. 27	*Bryan, Tex. 33	*Chilcot, Ark. 39	*Cushman, Ark. 1	*Eldorado, Ark. 18, 36, 37	*Friars, Tex. 1	Greenville, La. 35
Allenwood, Mo. 1, 2	*Baytown, Tex. 31	*Bryant, Ark. 17, 20	*Childeer, Ark. 36	*Cutler, Ill. 47	*Elizabeth, Tex. 29	*Garrison, Mo. 17, 20	Greenville, La. 35
*Alligator Bayou, La. 39	*Bayview, Tex. 1	*Buckner, Mo. 8	*Chilgen, Colo. 3, 4	*Cypress, La. 17, 18, 19, 20, 21, 22	*Elkhart, Tex. 19, 22	*Garrison, Mo. 17, 20	Greenville, La. 35
*Allis, Ark. 15	*Beaumont, Tex. 16, 29	*Bucyrus, Kan. 15	*Claremore, Okla. 1, 2	*Cisco, Tex. 17, 20	*Elliott, Ark. 36	*Garrison, Mo. 17, 20	Greenville, La. 35
*Alma, Ark. 15	*Bedford, Kan. 1	*Buda, Tex. 26	*Clarendon, Ark. 1	*Clarks, La. 16	*Elliot, Okla. 15	*Garrison, Mo. 17, 20	Greenville, La. 35
*Alameda, Tex. 45	*Beebe, Ark. 17, 18, 19, 20, 21, 22, 23	*Buell, Ark. 14	*Clarks, La. 16	*Clarkville, Ark. 15	*Elmaton, Tex. 27	*Garrison, Mo. 17, 20	Greenville, La. 35
*Alastia, La. 39	*Belmont, Kan. 1	*Buffalo, Ark. 14	*Clarks, La. 16	*Clarksburg, Mo. 1, 2	*Elmer, Kan. 1, 2	*Garrison, Mo. 17, 20	Greenville, La. 35
*Alton, Kan. 1	*Belmont, Kan. 1	*Buffalo, Kan. 15	*Clark, Ill. 48	*Claudell, Kan. 1	*Elmo, Kan. 3, 4	*Garrison, Mo. 17, 20	Greenville, La. 35
*Alton, Tex. 15	*Bellevue, Ark. 17, 20	*Buford, Kan. 15	*Clarks, La. 16	*Claybrook, Ark. 39	*Elmwood, Neb. 1, 2	*Garrison, Mo. 17, 20	Greenville, La. 35
*Altoona, Kan. 15	*Bellevue, Ark. 17, 20	*Bunker Hill, Tex. 16	*Clarksburg, Mo. 1, 2	*Clayton, La. 35	*El Paso, Tex. 17, 20	*Garrison, Mo. 17, 20	Greenville, La. 35
*Alvin, Tex. 27	*Bellevue, Ark. 17, 20	*Bunkle, La. 16	*Clarksburg, Mo. 1, 2	*Clearwater, Kan. 1	*El Paso, Tex. 17, 20	*Garrison, Mo. 17, 20	Greenville, La. 35
Amanca, Ark. 1	*Bellevue, Ark. 17, 20	*Buras, La. 44	*Clarksburg, Mo. 1, 2	*Clever, Mo. 1	*El Paso, Tex. 17, 20	*Garrison, Mo. 17, 20	Greenville, La. 35
Amanca, Kan. 12	*Bellevue, Ark. 17, 20	*Burnside, La. 29	*Clarksville, Ark. 39	*Clifton, Mo. 12	*El Paso, Tex. 17, 20	*Garrison, Mo. 17, 20	Greenville, La. 35
*Amity, Ark. 1	*Bellevue, Ark. 17, 20	*Burr, Neb. 1	*Clayton, La. 35	*Clifton, Mo. 12	*El Paso, Tex. 17, 20	*Garrison, Mo. 17, 20	Greenville, La. 35
*Anchorage, La. 29	*Bellevue, Ark. 17, 20	*Burr Oak, Kan. 1	*Clearwater, Kan. 1	*Clifton, Mo. 12	*El Paso, Tex. 17, 20	*Garrison, Mo. 17, 20	Greenville, La. 35
*Anchor, Tex. 43	*Bellevue, Ark. 17, 20	*Burtville, Ark. 1	*Clever, Mo. 1	*Clifton, Mo. 12	*El Paso, Tex. 17, 20	*Garrison, Mo. 17, 20	Greenville, La. 35
*Andale, Kan. 6	*Bellevue, Ark. 17, 20	*Bush, Ill. 1	*Clifton, Mo. 12	*Clifton, Mo. 12	*El Paso, Tex. 17, 20	*Garrison, Mo. 17, 20	Greenville, La. 35
*Angleton, Tex. 27, 45	*Bellevue, Ark. 17, 20	*Bushong, Kan. 3, 4	*Clifton, Mo. 12	*Clifton, Mo. 12	*El Paso, Tex. 17, 20	*Garrison, Mo. 17, 20	Greenville, La. 35
*Annapolis, Mo. 17, 18, 19, 20, 21, 22, 23	*Bellevue, Ark. 17, 20	*Bushong, Kan. 3, 4	*Clifton, Mo. 12	*Clifton, Mo. 12	*El Paso, Tex. 17, 20	*Garrison, Mo. 17, 20	Greenville, La. 35
*Anselmy, Kan. 1	*Bellevue, Ark. 17, 20	*Bushong, Kan. 3, 4	*Clifton, Mo. 12	*Clifton, Mo. 12	*El Paso, Tex. 17, 20	*Garrison, Mo. 17, 20	Greenville, La. 35
*Anson, Kan. 1	*Bellevue, Ark. 17, 20	*Bushong, Kan. 3, 4	*Clifton, Mo. 12	*Clifton, Mo. 12	*El Paso, Tex. 17, 20	*Garrison, Mo. 17, 20	Greenville, La. 35
*Anthony, Kan. 1	*Bellevue, Ark. 17, 20	*Bushong, Kan. 3, 4	*Clifton, Mo. 12	*Clifton, Mo. 12	*El Paso, Tex. 17, 20	*Garrison, Mo. 17, 20	Greenville, La. 35
*Antonia, Ark. 1	*Bellevue, Ark. 17, 20	*Bushong, Kan. 3, 4	*Clifton, Mo. 12	*Clifton, Mo. 12	*El Paso, Tex. 17, 20	*Garrison, Mo. 17, 20	Greenville, La. 35
*Antonia, La. 16	*Bellevue, Ark. 17, 20	*Bushong, Kan. 3, 4	*Clifton, Mo. 12	*Clifton, Mo. 12	*El Paso, Tex. 17, 20	*Garrison, Mo. 17, 20	Greenville, La. 35
*Arcadia-Ironton, Mo. 17, 18, 19, 20, 21, 22, 23, 25	*Bellevue, Ark. 17, 20	*Bushong, Kan. 3, 4	*Clifton, Mo. 12	*Clifton, Mo. 12	*El Paso, Tex. 17, 20	*Garrison, Mo. 17, 20	Greenville, La. 35
*Archibald, La. 35	*Bellevue, Ark. 17, 20	*Bushong, Kan. 3, 4	*Clifton, Mo. 12	*Clifton, Mo. 12	*El Paso, Tex. 17, 20	*Garrison, Mo. 17, 20	Greenville, La. 35
*Arlie, Mo. 5, 14	*Bellevue, Ark. 17, 20	*Bushong, Kan. 3, 4	*Clifton, Mo. 12	*Clifton, Mo. 12	*El Paso, Tex. 17, 20	*Garrison, Mo. 17, 20	Greenville, La. 35
*Arlie, Mo. 5, 14	*Bellevue, Ark. 17, 20	*Bushong, Kan. 3, 4	*Clifton, Mo. 12	*Clifton, Mo. 12	*El Paso, Tex. 17, 20	*Garrison, Mo. 17, 20	Greenville, La. 35
*Arlie, Mo. 5, 14	*Bellevue, Ark. 17, 20	*Bushong, Kan. 3, 4	*Clifton, Mo. 12	*Clifton, Mo. 12	*El Paso, Tex. 17, 20	*Garrison, Mo. 17, 20	Greenville, La. 35
*Arlie, Mo. 5, 14	*Bellevue, Ark. 17, 20	*Bushong, Kan. 3, 4	*Clifton, Mo. 12	*Clifton, Mo. 12	*El Paso, Tex. 17, 20	*Garrison, Mo. 17, 20	Greenville, La. 35

(Cont'd on next page)

Index to Stations—Continued

GUY A. THOMPSON, TRUSTEE

MISSOURI PACIFIC RAILROAD CO.,
GULF COAST LINES --
INTERNATIONAL-GREAT NORTHERN, Debtors

P. J. NEFF, CHIEF EXECUTIVE OFFICER, ST. LOUIS, MO.

H. M. JOHNSON, Executive Assistant..... St. Louis, Mo.
F. E. BATES, Executive Assistant..... Houston, Tex.

TRAFFIC DEPARTMENT

H. L. SCHAEFFER, Chief Traffic Officer..... St. Louis, Mo.
C. D. BORDELAY, Executive Asst. to Chief Traffic Officer..... St. Louis, Mo.
B. W. TREMAYNE, Asst. to Chief Traffic Officer..... St. Louis, Mo.

PASSENGER DEPARTMENT

R. J. McDERMOTT, General Passenger Traffic Manager St. Louis, Mo.
T. D. MOSS, Assistant Passenger Traffic Manager St. Louis, Mo.
J. B. REYNOLDS, General Passenger Agent St. Louis, Mo.
E. E. SPENCER, Assistant General Passenger Agent St. Louis, Mo.
C. L. SHORTRIDGE, Assistant Passenger Traffic Manager Houston, Tex.
A. C. JACKSON, Assistant General Passenger Agent Houston, Tex.
G. C. FOX, Assistant General Passenger Agent Houston, Tex.
W. M. H. A. TURNER, Assistant Traffic Manager Kansas City, Mo.
J. F. DOLLINS, Assistant General Passenger Agent Kansas City, Mo.
O. W. WILLIAMS, Assistant Traffic Manager Little Rock, Ark.
H. R. KASTMAN, Assistant General Passenger Agent Little Rock, Ark.
T. S. GLASS, Assistant General Passenger Agent Memphis, Tenn.
R. S. NELSON, General Passenger Agent Palestine, Tex.
H. G. CLEVELAND, Assistant General Passenger Agent San Antonio, Tex.
I. G. MILLER, General Passenger Agent San Francisco, Calif.
W. F. ZIERVOGEL, Superintendent Dining & Parlor Cars St. Louis, Mo.
A. C. DRUI, Assistant Superintendent Dining & Parlor Cars St. Louis, Mo.
W. A. GALL, Assistant Superintendent Dining & Parlor Cars Houston, Tex.
R. A. WATSON, General Baggage Agent St. Louis, Mo.
J. F. RECTOR, Director Convention and Tour Dept. St. Louis, Mo.

FREIGHT DEPARTMENT

C. L. BUTLER, General Freight Traffic Manager St. Louis, Mo.
R. I. WELLS, Freight Traffic Manager (Sales) St. Louis, Mo.
J. S. SMITH, Freight Traffic Manager (Rates) St. Louis, Mo.
E. J. FALK, Freight Traffic Manager Houston, Tex.
G. L. EASTMAN, Assistant Freight Traffic Manager St. Louis, Mo.
C. C. HAHNE, Assistant Freight Traffic Manager St. Louis, Mo.
R. T. OLIVER, Assistant Freight Traffic Manager St. Louis, Mo.
A. W. AYLIN, Foreign Freight Traffic Manager St. Louis, Mo.
L. A. SACKBAUER, Coal Traffic Manager St. Louis, Mo.
J. M. HREBEC, Merchandise Traffic Manager St. Louis, Mo.
R. T. WATT, Perishable Traffic Manager St. Louis, Mo.
H. W. KASSLING, General Freight Agent Houston, Tex.
W. M. H. A. TURNER, Assistant Traffic Manager Kansas City, Mo.
O. W. WILLIAMS, Assistant Traffic Manager Little Rock, Ark.
A. O. SELOVER, General Live Stock Agent Kansas City, Mo.

INDUSTRIAL DEPARTMENT

E. SMITH REED, Director of Industrial Development St. Louis, Mo.
C. C. LUCKEL, Director of Industrial Development Houston, Tex.

AGRICULTURAL DEPARTMENT

A. P. BOLES, Director of Agricultural Development St. Louis, Mo.
W. B. COOK, Agricultural Agent Houston, Tex.

Table No.	Table No.	Table No.	Table No.
*Ste. Genevieve, Mo. 30	Sprague, Neb. 1	*Trinity, Tex. 19,22	*Warren, Ark. 40
*Sabula, Mo. 17,20	*Springfield, Mo. 9	*Tropic, Tex. 18,19,21,22,26,32	*Warrensburg, Mo. 1,2,3,4
<i>Sacramento, Cal.</i> 3,4,6	*Springfield, Neb. 16	*Tucker, Tex. 26	*Warwick, Kan. 3
*Sageyah, Okla. 15	*Sprout, Mo. 1	*Tuckerman, Ark. 17,18,19,20,21,22	*Washington, Ark. 43
*Salem, Ill. 48	*Stafford, Kan. 6	*Tulsa, Ark. 17,18,19,20,21,22	*Washington, Kan. 1
*Salina, Kan. 3,4	*Standard, La. 16	*Tucson, Ariz. 18,19,20,21,22	<i>Mo.</i> 1,2,3,4
*Sallisaw, Okla. 15	*Stanhope, Mo. 1	*Tulsa, Okla. K-17-20	*Waterproof, La. 39
*Salmon, Tex. 19,22	*Stella, Neb. 1,2	*Turley, Ark. 16	*Waterville, Kan. 12
*Saltito, Mex. 18,21	*Sterling, Kan. 6	*Tunnell, Mo. 1	*Watson, Ark. 39
<i>Salt Lake City, Utah</i> B,G,3,4,6	*Stevenson, La. 36	*Turkey, Ark. 14	*Waukena, Kan. 13
Sam Fordyce, Tex. 1	*Stillwell, Kan. 15	*Turon, Kan. 1	*Waverly, Mo. 1
*Samples, Ark. 16	*Stockton, Cal. 3,4,6	*Twin Creek, Ark. 14	<i>Weatherford, Tex.</i> 17,20
*San Antonio, Tex. L,W,18,21,26,28	*Stoneham, Tex. 33	*Tyro, Kan. 13	*Webb City, Mo. 5,14
*San Benito, Tex. 27	*Stonewall, Ark. 25	*Tyrone, La. 29	Webster, Tex. 19,22
*San Francisco, Cal. B,G,V,3,4,6	*Stottville, Mo. 1		Webster Groves, Mo. 1,2,3,4
*San Jose, Tex. 28	*Strasburg, Mo. 1,2		*Weeping Water, Neb. 1,2
*San Juan, Tex. 28	*Strausville, Neb. 1,2		*Weingarten, Mo. 1
<i>San Luis Potosi, Mex.</i> 18,21,26	*Strong, Ark. 36		*Wellington, Mo. 8
*San Marcos, Tex. 18,21,26	*Stuart, Colo. 3,4		*Wesla, Kan. 26
*Sandune, Tex. 29	*Stuart Place, Tex. 28		*Westbury, Tex. 29
*Sandy Bend, Ark. 36	*Stubs, Kan. 1		*Westfield, Tex. 18,21
*Sandy Hook, Mo. 7	*Sugar City, Colo. 3,4		*Westover, La. 29
*Sandy Point, Tex. 45	*Sugarcreek, Tex. 1		*Westphalia, Kan. 15
*San Perlita, Tex. 1	*Sulphur Rock, Ark. 14		*Wetmore, Kan. 15
*Santa Maria, Tex. 1	*Sulphur Springs, Mo. 17,20		*Wetmore, Tex. 26
*Santa Monica, Tex. 1	*Summit, Mo. 17,20		*Whelen Springs, Ark. 36
*Sartita, Tex. 27	*Summit, Ark. 17,20		*White, Ark. 36
*Savoy, La. 29	*Sunland, Tex. 28		*Whitehall, Ark. 25
*Sayre, Ark. 36	*Superior, Neb. 1		*Whitsett, Tex. 28
*Scandia, Kan. 1	*Swartz, La. 36		*White House, Mo. 17,20
*Scheller, Ill. 47	*Sweet, Tex. 27		*White Castle, La. 16
*Schulines, Ill. 48	*Sweet Home, Ark. 16		*White Water, Kan. 12
*Scott, Mo. 1,2	*Sweet Springs, Mo. 1		*Whiting, Kan. 12
*Scott City, Kan. 3,4	<i>Sweetwater, Tex.</i> 17,20		*Whitman, Kan. 1
*Scottsville, Kan. 12	*Swiftton, Ark. 17,20		*Whitita, Kan. 1
Sea Drift, Tex. 1	17,18,19,20,21,22		B,E,G,J,5,6,15
*Searcy, Ark. 17,18,19,20,21,22	*Swissvale, Kan. 1		*Williams, Mo. 12
Sebastian, Tex. 27	*Sycamore, Kan. 15		17,18,19,20,21,22, 23,25
*Sealdia, Mo. A,F,1,2,3,4	*Sydney, Ark. 1		*Willis, Kan. 1,2
*Sedan, Kan. 13	*Syracuse, Mo. 1,2		17,18,19,20,21,22
*Self, Ark. 14			*Willis, Tex. 19,22
*Selkir, Kan. 3,4			*Wimber, Ark. 40
*Selma, La. 16			*Wilmet, Ark. 16
*Selma, Ill. 48			*Wilson, Kan. 3,4
*Seward, Kan. 1			Wilson Creek, Mo. 1
*Sexton, Kan. 1			*Wimer, Ark. 39
*Shady Side, Kan. 1			Winchester, Ark. 16
*Shannon, Kan. 1,2			*Winfield, Kan. 1
*Shawmut, Ark. 1			*Winsboro, La. 35
*Sheehan, Mo. 1			Winter Haven, Tex. 1
*Shelburn, La. 39			Work, Kan. 17,20
*Sheldon, Mo. 5,14			*Wisner, La. 35
*Sheppard, Ark. 17,20			*Witherspoon, Ark. 17,20
*Sherdahl, Kan. 1			Wolcott, Kan. 1,2
*Sheridan, Ark. 1			*Wolf Lake, Ill. 1
*Sheridan Lake, Colo. 3,4			*Woodlawn, La. 16
*Sherwin, Kan. 3,4			*Woodboro, Tex. 27
* Shields Kan. 3,4			*Woodson, Ark. 16
*Shipp, Ark. 14			*Woodston, Kan. 1
*Shook, Kan. 1			*Woodward, Tex. 1
<i>Shreveport, La.</i> Q			*Woodworth, La. 16
*Sicily Island, La. 35			*Woodridge, Mo. 7
*Sikeston, Mo. 11			Work, Kan. 17,20
*Silverdale, Kan. 13			*Wrightsville, Ark. 16
Silver Springs, Mo. 1			*Wycamp, Ark. 25
*Simms, La. 16			*Wynne, Ark. 14,17, 18,19,20,21,22,25
*Simsboro, Ark. 39			*Wyoming, Neb. 1,2
*Sinton, Tex. 27			
*Slocomb, Ark. 23			
*Smackover, Ark. 36			
*Smale, Ark. 1			
*Smithton, Ark. 17,20			
*Smithton, Mo. 12			
*Smolan, Kan. 3,4			
*Snow Lake, Ark. 39			
*Snyder, Ark. 37			
*Solomon Rapids, Kan. 12			
*Somerset, La. 39			
*Somerset, Tex. 1			
*Sondheimer, La. 39			
*Soudan, Ark. 39			
*South Coffeyville, Okla. 15			
*Spadra, Ark. 15			
*Sparta, Ill. 48			
*Speed, Kan. 1			
*Spencer, La. 1			

TRAFFIC REPRESENTATIVES

ALEXANDRIA 2, LA.—

Lobby Hotel Bentley, Phone 6656.
W. B. KEY.....Div. Frt. & Pass. Agt.

ATCHISON, KAN.—

201 So. 5th St., Phone 49.
R. D. PIERCE.....Div. Frt. & Pass. Agt.

ATLANTA 3, GA.—

1321 Healey Bldg., Phone Walnut 2422.
J. A. FEYZ.....General Agent
J. A. BLOODWORTH.....Dist. Pass. & Frt. Agt.

AUSTIN 3, TEX.—

M. P. Pas. Station, 1101 W. Third, Phone 8-7755.
A. R. FOX.....Gen. Agt. Pass. Dept.
W. U. FULLER.....City Pass. Agt.
OTTO GREIN.....Depot Ticket Agt.
M. P. Freight Station, Phone 7-6861.
H. J. HOLZMANN.....Gen. Agt. Frt. Dept.

BATON ROUGE 10, LA.—

201 I. C. Passenger Station, Phone 4-8521
F. W. NASON.....Div. Frt. & Pass. Agt.
C. T. BASKIN.....Traffic Rep.

BEAUMONT, TEX.—

M. P. Frt. Station, Phone 2-0209.
F. L. EVANS.....General Agent
Hotel Beaumont, Phone 4-6344.
W. B. GEORGE.....City Pass. & Ticket Agt.

BIRMINGHAM 3, ALA.—

708 Empire Building, Phone 4-1667.
P. B. DUDEK.....General Agent
W. E. SHUEMAKE.....Dist. Pass. & Frt. Agt.

BOSTON 8, MASS.—

515 Old South Bldg., Phone Liberty 2-8744.
H. A. BUDREAU.....General Agent.

BROWNSVILLE, TEX.—

M. P. Pass. Station, Gen. Agt. Phone 2-4432—Ticket
Agent Phone 2-4441.
R. J. BALL.....General Agent
S. F. LAMONT.....Pass. & Tkt. Agt.

BUFFALO 2, N. Y.—

Room 910 Liberty Bank Bldg., Phone Madison
2513.
E. S. DOUGALL.....Gen. Agt. Frt. Dept.

CAIRO, ILL.—

M. P. Station, Phone 789.
E. G. COWELL.....General Agent

CAPE GIRARDEAU, MO.—

M. P. Station, Phone 225.
J. C. TINSLEY.....Gen. Agt. Frt. Dept.

CHATTANOOGA 2, TENN.—

417 Chattanooga Bank Bldg., Phone 6-4762.
E. E. ROETHEMEIER.....General Agent

CHICAGO 3, ILL.—

812 Bankers Bldg., 105 West Adams St., Phone
State 2-5130.
H. C. WESTBROOK.....Asst. Traffic Manager
J. J. McQUEEN.....Gen. Agt. Pass. Dept.
E. R. SAUERBERG.....Gen. Agt. Frt. Dept.
A. ELKINS.....Dist. Pass. Agt.
K. S. HINES.....Traffic Rep.
T. F. CARMODY.....Traffic Rep.
E. E. McDANIELS.....Traffic Rep.
EARL W. BASS.....Com'l. Agt.
A. H. ASCHENBRENNER.....Foreign Frt. Agt.

CHICAGO 8, ILL.—

1425 S. Racine Ave., Phone State 2-5130.
W. J. KAVANAUGH.....Dist. Mgr. Perish'le Traf.

CINCINNATI 2, OHIO—

2004 Carew Tower, Phone Main 4248.
D. W. JORDAN.....General Agent

CLEVELAND 13, OHIO—

1325 Terminal Tower, Phone Main 1-0339.
B. A. GILLILLAND.....General Agent

COLORADO SPRINGS, COLO.—

6 S. Tejon St., Phone Main 136.
E. H. MARTIN.....General Agent

CORPUS CHRISTI, TEX.—

M. P. Lines, Passenger Station, Phone 9415.
O. K. DOWELL.....General Agent
W. B. CRAIG.....Traffic Rep.
W. F. MURPHY.....Depot Tkt. Agt.
Phone 2-1756

DALLAS 1, TEXAS—

1601 Kirby Bldg., Phone Randolph 4575.
J. H. LANG.....General Agent
C. W. OLIVE.....Dist. Pass. Agt.

DENVER 2, COLO.—

515 Seventeenth St., Phone Main 3239.
M. P. ECKMAN.....Exec. Representative
J. W. BATEMAN.....General Agent
L. W. HAMMANN.....Dist. Pass. Agt.
L. J. DETWILER.....Traffic Rep.

DETROIT 2, MICH.—

7-160 General Motors Bldg., Phone Trinity 3-5400
W. J. SIERING.....Asst. Traffic Mgr.
W. W. HOTT.....General Agent
E. G. RUNKLE.....Com'l Agent

EAST ST. LOUIS, ILL.—

1001 Spivey Bldg., Phone Upton 4-1880
JOHN R. MILLS.....Div. Frt. Agt.

EL DORADO, ARK.—

M. P. Pass. Station, Phone 3-8158.
B. S. BETTS.....Div. Frt. & Pass. Agt.

EL PASO, TEX.—

509 Mills Bldg., Phone 2-7352.
A. T. PEERS.....General Agent

EUGENE, OREGON

302 Hampton Bldg., Phone Eugene 5-4447.
G. L. HARMON.....General Agent

FT. SMITH, ARK.—

M. P. Pass. Station, Phone 5163.
H. W. HAINES.....Div. Frt. & Pass. Agt.

FT. WORTH 2, TEX.—

808 Commercial Standard Bldg., Phone 2-6121.
G. O. OLIVER.....General Agent
H. L. CLARK.....Pass. Traf. Rep.
Houston at 7th St., Phone FA 4342
H. K. PADGETT.....City Ticket Agt.

FT. WORTH 6, TEX.—

215 Live Stock Exchange.
G. C. JONES.....Live Stock Agent

FRESNO 1, CAL.—

208 T. W. Patterson Bldg., Phone 2-3869.
S. O. SELDER.....Commercial Agent

GALVESTON, TEX.—

407—22nd St., Phone 5-5514.
E. M. WEINBERGER.....General Agent

GRAND JUNCTION, COLO.—

129 South 6th St., Phone 250.
A. J. LOWE.....General Agent

HARLINGEN, TEX.—

M. P. Frt. Station, Phone 800.
J. J. MULHOLLAND.....Executive General Agent
M. P. Pass. Station, Phone 800.
G. W. WILSON.....Dist. Pass. Agt.
V. A. SPIEGELHAUER.....Pass. & Tkt. Agt.

HAVANA, CUBA—

Edificio Lonja, 409, Apartado 272, Cable Address
"MOPALI" Phone A 8652.
MRS. G. M. FERNANDEZ.....General Agent

HELENA, ARK.—

M. P. Pass. Station, Phone Main 1001.
J. H. DWYER.....Div. Frt. & Pass. Agt.

HOT SPRINGS, ARK.—

M. P. Pass. Sta., Phone 3325.
C. G. FELTON.....Pass. & Tkt. Agt.

HOUSTON 2, TEXAS—

Rice Hotel Bldg., 911 Texas Ave., Phone Preston
3151.
G. C. FOX.....Ass't Gen. Pass. Agt.
D. W. MORRIS.....Div. Pass. Agt.
W. T. MORRISON.....City Pass. Agt.
C. W. GIDDENS.....City Tkt. Agt.

HOUSTON 1, TEXAS—

402 Union Station, Phone Preston 3151.
M. E. DEALY.....Trav. Pass. Agt.
W. M. GENTRY.....Depot Tkt. Agt.
JOHN SHELTON.....Depot Pass. Agt.
J. N. SANDERS.....Gen. Frt. Agt.
G. A. DICKINSON.....Gen. Agt. Frt. Dept.
C. F. OUSLEY.....Live Stock Agt.

HUTCHINSON, KAN.—

M. P. Sta., 301 S. Main St., Phone 1247.
D. I. BURWELL.....Div. Frt. & Pass. Agt.

INDIANAPOLIS 4, IND.—

605 Merchants Bank Bldg., Phone Market 5339.
L. W. SARGENT.....General Agent
D. H. EATON.....Dist. Pass. Agt.

JOPLIN, MO.—

M. P. Passenger Station, Phone No. 79.
C. M. O'BEIRNE.....Div. Frt. & Pass. Agt.

KANSAS CITY, KAN.—

907 N. 6th St., Phone ATwater 1550.
A. B. NOWELL.....Consolidated Tkt. Office

KANSAS CITY 6, MO.—

616-630 Ry. Exch. Bldg., Phone Victor 6100.
F. E. PENNINGTON.....Exec. Gen. Agt.
WM. H. A. TURNER.....Asst. Traffic Mgr.
J. J. BURKE.....Asst. Gen. Frt. Agt.
C. H. GOEHNER.....Divn. Frt. Agent
J. F. DOLLINS.....Asst. Gen. Pass. Agt.
W. D. JONES.....Trav. Pass. Agent
City Ticket Office 1029 Grand Ave., Phone Victor
6100.
H. E. WEISER.....Gen. Agt. Pass. Dept.
E. V. SMITH.....City Pass. Agent
W. R. BOOKER.....City Pass. Agent
W. E. DANDRIDGE.....City Pass. Agent
W. F. ATKINS.....City Ticket Agent

KANSAS CITY 8, MO.—

Union Station
W. D. TRUEBLOOD.....Station Pass. Agt.

KANSAS CITY 15, MO.—

861 Live Stock Exchange.
A. O. SELOVER.....Gen. Live Stock Agt.

LAKE CHARLES, LA.—

319 Pujot St., Phone 2772
A. J. BATLINER.....Asst. Gen. Frt. & Pass. Agt.

LAREDO, TEX.—

Mo. Pac. Pass. Sta., Phone 277.
H. W. JOHNSTON.....General Agent
M. P. Pass. Sta., Phone 464.
ANTONIO MATA.....Pass. & Tkt. Agt.
F. E. HALE, JR.....Border Pass. Agt.

LINCOLN 8, NEB.—

Ninth and S Sts., Phone 2-3277.
J. N. CLARK.....General Agent

LITTLE ROCK, ARK.—

M. P. Pass. Station, Markham & Victory Sts.,
Phone 2-6221.
O. W. WILLIAMS.....Asst. Traffic Mgr.
H. R. KASTMAN.....Asst. Gen. Pass. Agt.
B. W. HOUSE.....City Pass. Agt.
E. E. BARRETT.....Trav. Pass. Agt.
CHARLES WITSELL.....Depot Ticket Agent
W. F. NIEMANN.....Asst. Gen. Frt. Agt.
A. M. HARRIS.....Div. Frt. Agt.
Passenger Terminal.
T. S. ARMSTRONG.....Sta. Pass. Agent

LOS ANGELES 14, CALIF.—

512 Oviatt Bldg., 617 South Olive St., Phone
Madison 1426.
GLEE C. SMITH.....Asst. Trf. Mgr.
RAY KLUSEMAN.....Dist. Pass. Agt.
O. W. ROWLAND.....Dist. Mgr. Peris'ble Traf.
M. W. DANCY.....Spl. Rep. Peris'ble Traf.
J. D. TOMPKINS.....Traffic Rep.

TRAFFIC REPRESENTATIVES—Continued

LOUISVILLE 2, KY.—

394 Starks Bldg., Phone Wabash 1638.
M. F. COORSSSEN.....General Agent

MEMPHIS 2, TENN.—

Union Station.
W. E. LAMB.....Executive General Agent

MEMPHIS 3, TENN.—

151 Union Avenue, Phone 8-7611.
T. S. GLASS.....Asst. Gen. Pass. Agt.
T. J. DARRELL.....Dist. Pass. Agt.
J. M. PHELPS.....City Pass. & Tkt. Agt.
628 Exchange Bldg., Phone 8-7611.
R. W. MOSS.....Ass't Gen. Frt. Agt.

MEXICO CITY, MEX.—

Cinco de Mayo, 6-B, 1 D.F. Phones 12-01-42,
35-61-71.
F. MIRANDA.....Exec. Representative
H. CERVANTES.....Gen. Agt. Pass. Dept.

MILWAUKEE 3, WIS.—

1003 Majestic Bldg., Phone Marquette 8-6418.
W. R. HUHNER.....Gen. Agt. Frt. Dept.

MINNEAPOLIS 2, MINN.—

800 Rand Tower Bldg., Phone Main 5375.
H. S. SNEDEKER.....General Agent

MONROE, LA.—

Virginia Hotel, Phone 2400.
M. E. PICKETT.....Div. Frt. & Pass. Agt.
J. A. COMBS.....City Pass. & Tkt. Agt.

MONTERREY, MEX.—

Gorostieta Bldg., Matamoros 510 OTE. Phones
Mex. 1-84 Eric. 110.
J. CARDENAS, JR.....General Agent

NASHVILLE 3, TENN.—

935 3rd Nat'l Bank Bldg., Phone 6-4830.
J. A. MILLS.....General Agent

NATCHEZ, MISS.—

M. P. Frt. Sta., Phone 359.
H. A. DOHERTY.....General Agent

NATIONAL STOCK YARDS, ILL.—

Live Stock Exchange, Phone UP 5-0114
W. A. GROGAN.....Asst. Gen. Live Stock Agt.
O. L. SUTER.....Live Stock Agent

NEW IBERIA, LA.—

M. P. Frt. Sta., Phone 2260.
D. E. SNOW.....Gen. Agt. Frt. Dept.

NEW ORLEANS 12, LA.—

704 Richards Bldg., Phone RAYmond 8244.
G. C. STOHLMAN.....Exec. Gen. Agt.
708 Richards Bldg., Phone RAYmond 8244.
G. B. RIGGAN.....Asst. Traffic Mgr.
J. T. LEZE.....Gen. Agt. Pass. Dept.
E. MITCHELL.....City Pass. Agent
R. J. CONLEY.....City Pass. Agent
W. R. HANNA.....Asst. Gen. Frt. Agt.
C. W. HERBERT.....Foreign Frt. Agt.
207 St. Charles St., Phone RAYmond 3181.
P. E. TUMA.....City Tkt. Agt.

NEW YORK 7, N. Y.—

225 Broadway Transportation Bldg., Phone
Digby 9-0255.
GEORGE BRUNNER.....Eastern Traffic Mgr.
W. F. VITT.....Gen. Agt. Pass. Dept.
J. B. MOONEY.....Dist. Pass. Agt.
B. C. BARKER.....Traffic Rep.
P. L. MOYLE.....Traffic Rep.
L. J. CARLEY.....Traffic Rep.
CHARLES HOFER.....General Agent
R. M. HUTCHISON.....Foreign Frt. Agt.

NEW YORK 13, N. Y.—

204 Franklin St., Phone Walker 5-2424.
C. M. FREY.....Dist. Mgr. Per. Traf.

OAKLAND 12, CALIF.—

211 Financial Center Bldg., 405 14th St.,
Phone Glencourt 1-8144
HAROLD FLY.....Commercial Agent

OKLAHOMA CITY 2, OKLA.—

1600 Apco Tower, Phone 3-2520.
C. O. HART.....General Agent

OMAHA 2, NEB.—

1611 Farnam St., Phone Jackson 4543.
H. B. NEWCOMB.....Gen. Agt. Pass. Dept.
C. E. BRADY.....City Tkt. Agt.
719 Omaha Grain Exchange Bldg., Phone
Jackson 4543.
L. F. BINKLEY.....Asst. Gen. Frt. Agt.

PARAGOULD, ARK.—

M. P. Station, Phone 15.
T. O. FLIPPIN.....Com'l Frt. & Pass. Agt.

PHILADELPHIA 2, PA.—

1103 Finance Bldg., Phone Rittenhouse 6-8365.
R. S. CROSSMAN.....General Agent
R. L. ROBERTS.....Dist. Pass. & Frt. Agt.

PHOENIX, ARIZ.—

600 Security Bldg., Phone 3-5414.
C. W. HARDY.....General Agent

PINE BLUFF, ARK.—

209 National Bldg., Phone 4600-4601.
F. J. BORN.....Div. Frt. & Pass. Agt.

PITTSBURGH 19, PA.—

1310 Gulf Bldg., Phone Atlantic 1-3820.
V. C. FAGAN.....General Agent
E. J. DOERSTE.....Dist. Pass. Agt.

PITTSBURGH 22, PA.—

No. 9 Pennsylvania Bldg., Phone AT 1-8739.
H. J. HENRICH.....Per. Frt. Agt.

POPLAR BLUFF, MO.—

Mo. Pac. Station, Phone 721-22-23.
W. J. WHITAKER.....Div. Frt. & Pass. Agt.

PORTLAND 4, ORE.—

642 Pacific Bldg., Phone Beacon 3752.
E. Y. BUTLER.....General Agent

PUEBLO, COLO.—

City Ticket Office, 201 North Main St., Phone
183 or 5880.
O. L. STRIEBY.....Asst. Gen. Frt. & Pass. Agt.
JOSEPH WEISIGER.....Dist. Pass. & Frt. Agt.
J. E. ANDERSON.....City Pass. & Tkt. Agt.

SACRAMENTO 14, CALIF.—

724-726 Forum Bldg., 1107 9th St., Phone Gilbert
3-5415.
F. C. DEVINE.....Commercial Agent

ST. JOSEPH 9, MO.—

601 Corby Bldg., Phone 4-2765.
R. E. HASTINGS.....Exec. General Agt.
J. J. RICHEY.....General Agent

ST. LOUIS 3, MO.—

1600 Missouri Pacific Bldg., Phone Main 1000.
W. F. MILLER.....Gen. Agt. Pass. Dept.
A. J. CONNORS.....Asst. Gen. Agt. Pass. Dept.
C. E. SALE.....City Pass. Agt.
C. E. HARTMANN.....City Pass. Agt.
F. W. LASKWITZ.....City Pass. Agt.
Union Station.
R. P. BASLER.....Sta. Pass. Agt.
Lobby Mo. Pac. Bldg.
E. J. BRANGLE.....Gen. Agt.
318 No. Broadway.
C. A. BRUNS.....City Tkt. Agt.
100 Mo. Pac. Bldg.
W. H. RABE.....Gen. Frt. Agt.
W. B. MUELLER.....Gen. Agt. Frt. Dept.

SALINA, KAN.—

M. P. Sta., Phone 2275.
A. L. WEBB.....Div. Frt. & Pass. Agt.

SALT LAKE CITY 1, UTAH—

201 Judge Bldg., Phone 4-1928.
S. L. LOVE.....Gen. Agt.

SAN ANTONIO 5, TEXAS—

423 Majestic Bldg., Phone Fannin 3292.
W. E. BABEL.....Exec. General Agt.
E. J. ROTTENSTEIN.....Gen. Agt. Frt. Dept.

SAN ANTONIO 5, TEXAS—

318 North St. Mary's St., Phone Fannin 3292.
H. G. CLEVELAND.....Asst. Gen. Pass. Agt.
W. C. LANE.....Dist. Pass. Agt.
J. F. SMITH.....City Pass. Agt.
A. W. JOHNSON.....Trav. Pass. Agt.
G. P. DUBOSE.....City Tkt. Agt.
Mo. Pac. Pass. Sta., Phone Fannin 3292.
ROMINE HILTON.....Depot Pass. & Tkt. Agt.
L. M. FERGUS.....Asst. Gen. Live Stock Agt.

SAN BENITO, TEX.—

Mo. Pac. Station.
W. W. DEEN.....Pass. & Tkt. Agt.

SAN FRANCISCO 5, CALIF.—

593 Monadnock Bldg., Phone Sutter 1-1220.
J. J. KAVANAUGH.....Western Traffic Mgr.
I. G. MILLER.....Gen. Pass. Agt.
L. L. SMITH.....Asst. Trf. Mgr.
I. J. KEYES.....Dist. Mgr. Peris'ble Traf.

SEATTLE 1, WASH.—

852 Stuart Bldg., Phone Eliot 7040.
J. S. ROGERS.....General Agent

SEDALIA, MO.—

M. P. Pass. Station, Phone 182.
J. F. DOWNS.....Div. Frt. & Pass. Agent
Ticket Agent Phone 88.
C. E. MCKENZIE.....Depot Tkt. Agt.

SHREVEPORT 45, LA.—

409 Medical Arts Bldg., 624 Travis, Phone 3-7374.
W. C. JACOBS.....General Agent
S. LOWE.....Traffic Rep.

SIoux CITY 9, IOWA—

406 Commerce Bldg., Phone 86234.
R. G. HAINES.....General Agent

SOUTH OMAHA, NEB.—

126 Live Stock Exchange.
R. H. KURT.....Live Stock Agent

SPRINGFIELD, MO.—

M. P. Sta., Phone 4-0729.
V. J. COURTWRIGHT.....Div. Frt. & Pass. Agt.

STOCKTON 5, CALIF.—

American Trust Bldg., 22 N. San Joaquin, Phone
2-0469.
JULIUS GAEDTKE.....Commercial Agent

TEXARKANA, ARK.—

M. P. Frt. Sta., Phone 2-6121 & 2.
W. J. FANT.....Div. Frt. & Pass. Agt.

TOPEKA, KAN.—

M. P. Frt. Sta., Phone 6528.
E. D. STRATTON.....General Agent

TULSA 3, OKLA.—

225 Kennedy Bldg., Phone 4-9485.
H. B. WARD.....General Agent

TYLER, TEXAS—

M. P. Frt. Sta., Phone 4-7269.
H. C. CARSWELL, JR.....General Agent

WACO, TEXAS—

711 Service Mut. Bldg., Phone 2-2587.
H. R. SMITH.....General Agent

WASHINGTON 4, D. C.—

931 National Press Bldg., Phone National 2921.
F. E. RICHTER.....General Agent
R. T. SCHLUDE.....Asst. Gen. Agt.
T. A. BAXTER.....Traffic Representative
R. J. HALEY.....Traffic Representative

WICHITA 2, KAN.—

M. P. Pass. Sta., 302 W. Douglas St., Phone
5-2651.
G. W. CARLETON.....Asst. Gen. Frt. & Pass. Agt.
R. T. WEBB.....General Agent
R. H. LE PELL.....Dist. Pass. Agent

WINSTON-SALEM 3, N. C.—

1112 Reynolds Bldg., Phone 2-5352.
J. M. BRYAN.....General Agent

Condensed FREIGHT SCHEDULES

Between the St. Louis Gateway and...

Read Down

DALLAS, FT. WORTH, EL PASO and LOS ANGELES

Read Up

Train 65 and Connections	Train T&P 67 and Connections		Train 60 and Connections	Train 72 and Connections
2.00AM Tu	9.30PM Mo	Lv. Dupo (East St. Louis)	8.00PM We	2.00AM Th
5.00AM We	12.30AM We	Ar. Dallas (Via T&P)	5.30AM Tu	9.20PM Tu
7.00AM We	3.00AM We	Ar. Ft. Worth	4.00AM Tu	8.10PM Tu
11.59AM Th	8.00AM Th	Ar. El Paso	12.01AM Mo	12.01PM Mo
		Ar. Los Angeles		

PALESTINE, WACO, SAN ANTONIO, CORPUS CHRISTI and LAREDO

Train 65 and Connections	Train 67 and Connections		Train 60 and Connections	
2.00AM Tu	9.00PM Mo	Lv. Dupo (East St. Louis)	8.00PM Th	
8.30PM Tu	1.30PM Tu	Ar. Texarkana	3.45PM We	
9.00AM We	8.50PM Tu	Lv. Palestine	4.30AM We	
	12.30PM We	Ar. Waco	12.30PM Mo	
1.00AM Th	7.50AM We	Ar. San Antonio	9.15AM Tu	
5.30AM Fri	5.30AM Th	Ar. Corpus Christi	8.00PM Mo	
6.20AM Fri	6.20AM Th	Ar. Laredo	9.00PM Mo	

BEAUMONT, HOUSTON, GALVESTON, CORPUS CHRISTI and BROWNSVILLE

Train 361 and Connections	Train I-GN 67 and Connections	Train 369 and Connections	Train 65 and Connections		Train 60 and Connections	Train 72 and Connections	Train 360 and Connections	Train 370 and Connections
7.00PM Mo	9.00PM Mo	3.00AM Tu	2.00AM Tu	Lv. Dupo (East St. Louis)	8.00PM We	2.00AM Th	3.00AM Th	7.45PM Th
	1.30PM Tu		8.30PM Tu	Ar. Texarkana	3.45PM Tu	5.30AM We		
	2.00PM Tu		10.40PM Tu	Lv. Texarkana	1.30PM Tu	3.30AM We		
7.30PM Tu		8.45AM We		Lv. Alexandria			5.00PM Tu	9.20AM We
8.00PM Tu		11.00AM We		Ar. Alexandria			2.30PM Tu	5.00AM We
2.15AM We		7.10PM We		Ar. Beaumont			6.50AM Tu	7.10PM Tu
6.00AM We	4.00AM We	1.00AM Th	5.00PM We	Ar. Houston	8.30PM Mo	9.30AM Tu	2.30AM Tu	2.30PM Tu
1.45PM We	1.45PM We	1.45PM Th	3.30AM Th	Ar. Galveston	7.00AM Mo	9.00PM Mo	9.00PM Mo	7.00AM Tu
5.30AM Th	5.30AM Th	5.30AM Fr		Ar. Corpus Christi	8.00PM Su		1.00AM Mo	8.00PM Tu
2.00PM Th	2.00PM Th	2.00PM Fr		Ar. Brownsville				

PUEBLO, DENVER, SALT LAKE CITY, OGDEN and SAN FRANCISCO

Train 81 and Connections	Train 61 and Connections		Train 62 and Connections	Train 68
1.30AM Mo	9.30PM Mo	Lv. St. Louis	8.00PM Sa	5.30AM We
8.00PM Tu	10.00AM We	Ar. Pueblo (M. T.)	3.30AM Fr	5.00PM Mo
3.00AM We	7.00PM We	Ar. Denver (D&RGW) (M. T.)	9.00PM Th	
	3.00PM Th	Ar. Salt Lake City (D&RGW) (M. T.)	4.00PM We	
	5.30PM Th	Ar. Ogden (D&RGW) (M. T.)	9.40PM We	
		Ar. San Francisco		

KANSAS CITY, ATCHISON, ST. JOSEPH, LINCOLN and OMAHA

Train 81 and Connections	Train 75 and Connections	Train 71 and Connections		Train 70 and Connections	Train 66 and Connections	Train 80 and Connections	Train 62 and Connections
1.30AM Mo	2.00PM Mo	7.00PM Mo	Lv. St. Louis	6.30AM Tu	10.30AM Tu	3.00AM We	8.00PM Mo
11.30AM Mo	1.00AM Tu	5.00AM Tu	Ar. Kansas City	8.00PM Mo	2.00AM Tu	12.30PM Tu	7.00AM Mo
8.55PM Mo	5.45AM Tu	8.50AM Tu	Ar. Atchison	3.00PM Mo	11.15PM Mo	6.00AM Tu	
5.00AM Tu	10.00AM Tu	10.00AM Tu	Ar. St. Joseph	4.00PM Mo	7.45PM Mo		
6.45AM Tu	6.45AM We	6.45AM We	Ar. Lincoln	11.00PM Su			
6.15AM Tu	2.00PM Tu	2.00AM We	Ar. Omaha	6.00AM Mo	4.45PM Mo	8.00PM Mo	

JOPLIN, WICHITA, HUTCHINSON, TOPEKA and SALINA

Train 81 and Connections	Train 79 and Connections	Train 61 and Connections		Train 62 and Connections	Train 78-80 and Conn.
1.30AM Mo	7.30PM Mo	9.30PM Mo	Lv. St. Louis	8.00PM We	3.00AM We
	6.00AM We		Ar. Joplin	2.30PM Tu	
	4.00PM Tu		Ar. Wichita		9.15PM Mo
	7.00PM Tu		Ar. Hutchinson		11.30AM Tu
6.30AM Tu		6.30AM We	Ar. Topeka		6.30PM Mo
5.45AM Tu		5.45AM We	Ar. Salina	6.00AM Tu	

MEMPHIS, HELENA, ALEXANDRIA, BATON ROUGE, NEW ORLEANS and LAKE CHARLES

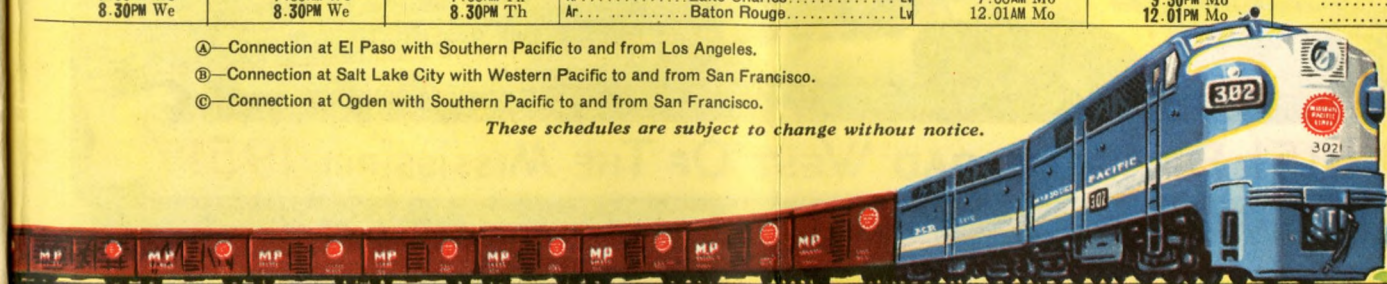
Train 63 and Connections	Train 361 and Connections	Train 369 and Connections		Train 360 and Connections	Train 370 and Connections	Trains 367-368 & Conn.
6.40PM Mo	7.00PM Mo	3.00AM Tu	Lv. St. Louis			6.30PM Tu
8.00AM Tu	8.00AM Tu	5.30PM Tu	Lv. Dupo (East St. Louis)	3.00AM We	7.45PM We	7.45PM Tu
8.10AM Tu	8.10AM Tu		Ar. Memphis	1.30AM Tu		10.30PM Mo
7.30PM Tu	7.30PM Tu	8.45AM We	Ar. Helena	4.00AM Tu		
5.30AM We	5.30AM We	4.30PM We	Ar. Alexandria	5.00PM Mo	9.20AM Tu	
7.00AM We	7.00AM We	7.00AM Th	Ar. New Orleans	2.00AM Mo	9.00PM Mo	
8.30PM We	8.30PM We	8.30PM Th	Ar. Lake Charles	7.00AM Mo	9.30PM Mo	
			Ar. Baton Rouge	12.01AM Mo	12.01PM Mo	

Ⓐ—Connection at El Paso with Southern Pacific to and from Los Angeles.

Ⓑ—Connection at Salt Lake City with Western Pacific to and from San Francisco.

Ⓒ—Connection at Ogden with Southern Pacific to and from San Francisco.

These schedules are subject to change without notice.



1851



A Service Institution for 100 Years

ON NEXT JULY 4, the Missouri Pacific Lines will complete a century of service that started on July 4, 1851 when ground was broken at St. Louis for construction of the Pacific Railroad of Missouri. It was the first railroad to be built west of the Mississippi River—the pioneer in a vast but undeveloped territory where dependable transportation was one of the greatest needs.

The Missouri Pacific is justly proud of its first 100 years of service. Looking ahead however, it takes even greater satisfaction in the progressive improvement and expansion that assure its continuing ability to serve efficiently and reliably the vast territory, now a richly developed agricultural and industrial empire, where dependable transportation still is one of the greatest needs.

1951



1851 · FIRST RAILROAD WEST OF THE MISSISSIPPI · 1951