

**MISSOURI
PACIFIC
LINES**


**MISSOURI
PACIFIC
LINES**

ROUTE OF THE

Eagles

ROUTE OF THE

Eagles



Issued September 17, 1950

Issued September 17, 1950

USE THE ST. LOUIS GATEWAY USE THE ST. LOUIS GATEWAY

You Smile away the Miles on the **EAGLES**

You'll enjoy traveling . . . via MISSOURI PACIFIC's modern streamlined Eagles. Hours pass like minutes as you relax at high speed in smartly appointed coaches or luxurious Pullmans. Attractive lounge cars, too. Go *swiftly, safely, surely* on Mo-Pac Eagles . . .
No Extra Fare.

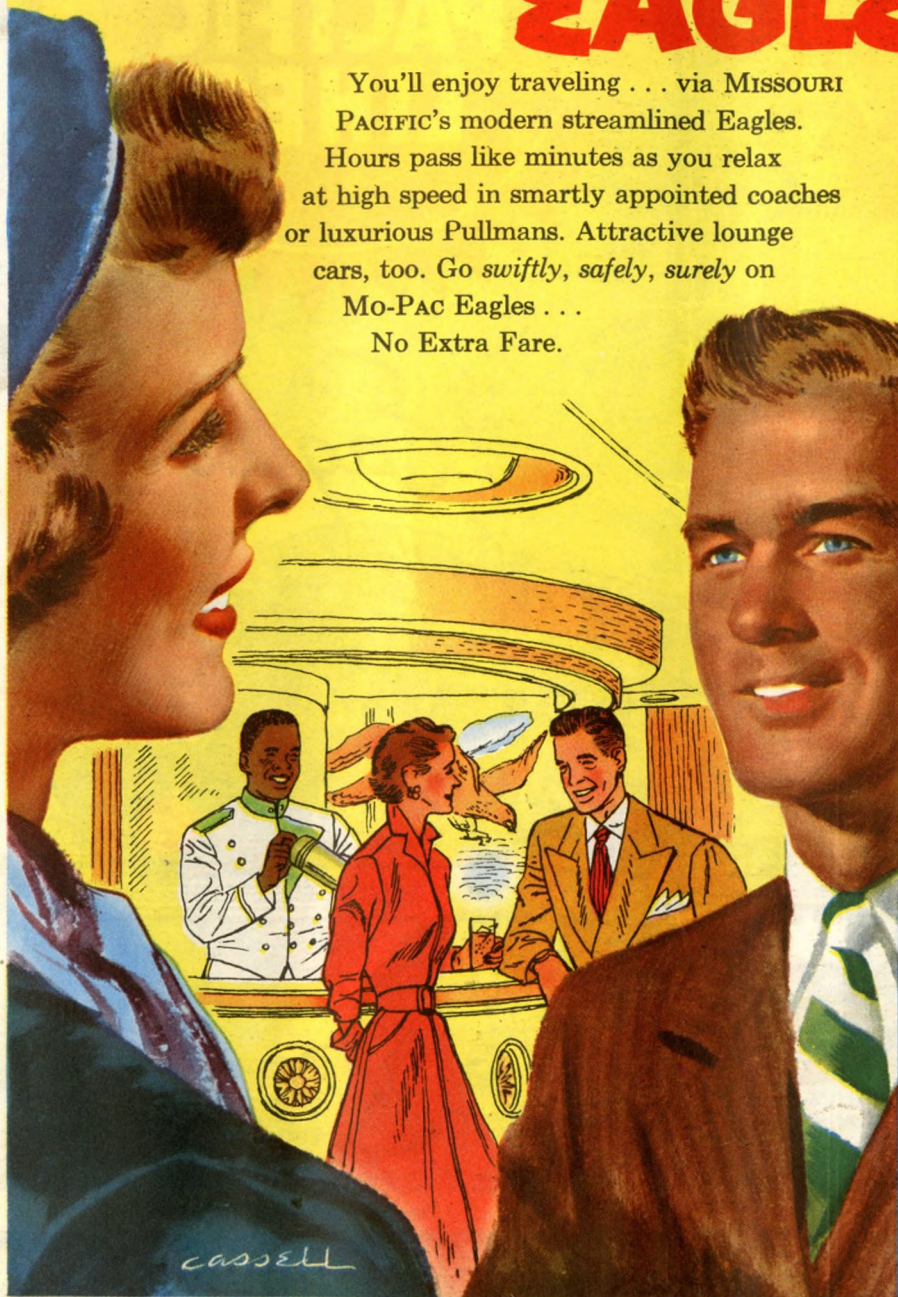
★ **The TEXAS EAGLE** over-night between St. Louis, Memphis and principal cities of Texas. Through sleeping cars between New York, Washington and Texas. Direct connections at San Antonio with the Aztec Eagle to and from Mexico City.

★ **The COLORADO EAGLE** between St. Louis, Kansas City, Wichita and Colorado. Planetarium-observation dome-coaches between St. Louis and Denver daily.

★ **The MISSOURI RIVER EAGLE** between St. Louis and Kansas City, St. Joseph, Lincoln and Omaha.

★ **The VALLEY EAGLE** between Houston, Corpus Christi and the Rio Grande Valley.

★ **The DELTA EAGLE** between Memphis, Helena and Marianna, Arkansas and Tallulah, La.



Understanding a Time Table Is Not So Difficult - - -

In fact, you will find it simple, we believe, if you will read and follow the suggestions offered here. You can find in this folder the answers to most of the questions that are apt to arise concerning a trip on the Missouri Pacific Lines.

● Check References

REFERENCES

- ▲—Via Missouri Pacific Bus Lines
- f—Stops on signal.
- ★—Stops to receive or discharge revenue
- Stops to receive revenue passengers.
- ◐—Stops to discharge revenue passengers.
- ⌈—Stops for revenue passengers to or from

Light figures indicate A. M.

There is a reason for each of the symbols that appear opposite some schedule figures. For illustration, "f" means stop to let passengers get on or off the train. Each symbol is explained in a footnote on the page on which it is shown. If you encounter a symbol in the table you are consulting, be sure to check the footnote. The information may affect your travel plans.

| Table No. | Table No. |
|---------------------------------|--------------------------------|
| *Batrd, Tex. 19 | *Branson, Mo. 4 |
| *Baker, Kan. 5 | *Bratton, Tex. 78 |
| *Bald Knob, Ark. 4, 16, 29 | Brasoria, Tex. 21, 23, 88 |
| *Baltimore, Ia. 53 | *Brookers, Ark. 39 |
| *Batesport, Tex. 32 | *Bridge Jct., Ark. 16, 39 |
| *Bardel, Ia. 32 | *Bridgeport, Kan. 2 |
| *Bartlesville, Okla. 39 | *Bringhurst, La. 40 |
| *Barnes, Kan. 7 | *Broadway (See St. Louis) |
| *Bartlett, Mo. 1 | *Brock, Neb. 67, 68 |
| *Barton, Mo. 45 | *Bronaugh, Mo. 11 |
| *Bartonsburg, Ia. 31 | *Brookland, Ark. 25 |
| *Bartlett, Kan. 11 | *Brookline, Kan. 9 |
| *Bartlesville, Okla. 39 | *Brown, Mo. 4 |
| *Barton, Ark. 40 | *Brown Spring, Mo. 4 |
| *Barton Junction, Ark. 40 | *Brown, Mo. 4 |
| *Bates, Ia. 23 | |

● Index to Stations

First locate the place you are going to in the alphabetical index of stations on Pages 81-85. Then turn to the table bearing the number shown in the index. Here you will find the schedules of trains arriving at and departing from your destination.

| Miles | TABLE 1 | 5-1-1905 Daily |
|-------|-------------------|----------------|
| 0 | Lv ST. LOUIS | 8.50 |
| 3 | Lv Tower Grove | 8.58 |
| 7 | Lv Maplewood | 9.10 |
| 10 | Lv Webster Groves | |
| 13 | Lv Kirkwood | |
| 18 | Lv Valley Park | |
| 23 | Lv Jedburg | |
| 27 | Lv Eureka | |
| 30 | Lv Allenton | |
| 34 | Lv Pacific | |
| 39 | Lv Gray Summit | 9.47 |
| 51 | Lv Washington | |
| 64 | Lv New Haven | |
| 71 | Lv Barger | |
| 77 | Lv Hermann | |
| 85 | Lv Gasconade | |
| 89 | Lv Morrison | |
| 97 | Lv St. Louis | |

● Read Down

First read down the list of cities until you locate your starting point. Opposite you will find the departure times of trains that stop there. Continue reading down until you find the name of your destination where you can check the arrival times of trains stopping there.

● A. M. and P. M.



Departure times from 12:01 A.M. to 11:59 A.M. are shown in light figures. Times from 12:01 P.M. to 11:59 P.M. are shown in heavy figures.

● Rail and Pullman Fares

| | In Coaches | | Pullman |
|---------------------|------------|----------------|---------|
| | One Way | 3 Months R. T. | One Way |
| ST. LOUIS, TEX. TO | | | |
| Chicago..... Ill. | \$21.00 | \$37.80 | \$31.49 |
| Hot Springs... Ark. | 7.44 | 13.40 | 11.14 |
| Little Rock... Ark. | 7.27 | 13.10 | 10.89 |
| Memphis... Tenn. | 10.31 | 18.60 | 15.44 |
| Mexico City... Mex. | | | 43.76 |
| St. Louis... Mo. | 14.69 | 26.45 | 22.02 |
| PORT WORTH TO | | | |
| Chicago..... Ill. | 21.00 | 37.80 | 31.49 |
| Hot Springs... Ark. | 8.10 | 14.60 | 12.19 |
| Little Rock... Ark. | 7.93 | 14.30 | 11.87 |
| Memphis... Tenn. | 10.97 | 19.75 | 16.42 |
| Mexico City... Mex. | | | 43.76 |
| St. Louis... Mo. | 14.96 | 26.95 | 22.47 |

A list of rail, sleeping and parlor car between principal cities is shown on Pages 75-80. Figures shown do not include 15 per cent Federal Tax that applies on all fares or 2 per cent Sales Tax applicable to intrastate fares between points in Missouri.

● Traffic Representatives

Addresses and telephone numbers of the traffic offices maintained by the Missouri Pacific Lines in principal cities of the United States, in Mexico, and Havana, Cuba, are listed on Pages 86-90. Call on any of these agencies any time you need information or assistance with your travel or shipping problems. You will be cordially welcomed and receive prompt attention.



● Other Helpful Information

Condensed schedules with descriptions of travel accommodations available on Missouri Pacific trains are shown on Pages 5-16. Departure times of connecting trains of other railroads from St. Louis, Memphis, Kansas City, New Orleans and Omaha are listed on Pages 65-68. Baggage and ticket regulations and other information of interest to travelers are presented on Pages 79-80.

ST. LOUIS — KANSAS CITY

| TABLE A | 5 Daily | 15 Daily | 11 Daily | 19 Daily | 9 Daily |
|------------------------|----------|----------|----------|----------|----------|
| Lv ST. LOUIS..... | 8.50 Su | 1.50 Su | 4.00 Su | 5.00 Su | 11.50 Su |
| Ar JEFFERSON CITY..... | 10.58 Su | 4.05 Su | 6.02 Su | 8.05 Su | 2.28 Mo |
| Ar SEDALIA..... | 12.15 Su | 5.28 Su | 7.18 Su | 9.45 Su | 4.30 Mo |
| Ar KANSAS CITY..... | 2.10 Su | 7.45 Su | 9.00 Su | 12.15 Mo | 7.20 Mo |

ST. LOUIS — KANSAS CITY — DENVER —
SAN FRANCISCO

| TABLE B | 15 Daily Example | 11 Daily Example |
|--|------------------|------------------|
| Lv ST. LOUIS..... | 1.50 Su | 4.00 Su |
| Ar KANSAS CITY..... | 7.45 Su | 9.00 Su |
| Lv KANSAS CITY..... | 8.30 Su | 9.10 Su |
| Lv GENESEO..... | 3.45Mo | 1.32Mo |
| Ar HOISINGTON (C.T.)..... | 4.45Mo | 2.07Mo |
| Ar PUEBLO (M.T.)..... | | 6.45Mo |
| <i>(Via D. & R. G. W.)</i> | | |
| Lv PUEBLO..... | 6.50Mo | |
| Ar COLORADO SPGS. (A.T. & S.F. St.)..... | 7.46Mo | |
| Ar DENVER..... | 9.35Mo | |
| <i>(Via Western Pacific)</i> | | |
| Lv PUEBLO..... | 12.10Mo | |
| Ar ROYAL GORGE..... | 1.33Mo | |
| Ar GLENWOOD SPRINGS..... | 8.27Mo | |
| Ar SALT LAKE CITY (M.T.)..... | 8.15 Tu | |
| Ar OGDEN (M.T.)..... | 9.50 Tu | |
| <i>(Via Southern Pacific)</i> | | |
| Lv SALT LAKE CITY (M.T.)..... | | 10.40 Tu |
| Ar SAN FRANCISCO (P.T.)..... | | 4.50 We |
| <i>(Via Southern Pacific)</i> | | |
| Lv OGDEN (M.T.)..... | | |
| Ar SAN FRANCISCO (P.T.)..... | | |
| CONNECTING TRAIN | | |
| Lv WICHITA..... | 9.30 Su | 9.30 Su |
| Ar GENESEO..... | 12.15Mo | 12.15Mo |

ST. LOUIS — KANSAS CITY — LOS ANGELES

| TABLE C | 11 Daily | 9 Daily |
|--------------------------|----------|----------|
| Lv ST. LOUIS..... | 4.00 Su | 11.50 Su |
| Ar KANSAS CITY..... | 9.00 Su | 7.20Mo |
| <i>(Via Rock Island)</i> | | |
| Lv KANSAS CITY..... | 11.10 Su | 8.00Mo |
| Ar LOS ANGELES..... | 7.35 Tu | 10.55 Tu |
| <i>(Via Santa Fe)</i> | | |
| Lv KANSAS CITY..... | 9.30 Su | 8.00Mo |
| Ar LOS ANGELES..... | 10.30 Tu | 7.00We |

ST. LOUIS — KANSAS CITY — OMAHA — LINCOLN

| TABLE D | 5-105-605 | 19-119-609 |
|---------------------|-----------|------------|
| Lv ST. LOUIS..... | 8.50 Su | 5.00 Su |
| Lv KANSAS CITY..... | 2.25 Su | 12.40Mo |
| Ar OMAHA..... | 6.40 Su | 7.45Mo |
| Ar LINCOLN..... | 7.20 Su | 10.30Mo |

ST. LOUIS — WICHITA

| TABLE E | 19-419 Daily |
|-------------------|--------------|
| Lv ST. LOUIS..... | 5.00 Su |
| Ar WICHITA..... | 7.15 Mo |

No. 12—September 17, 1950—All Editions

EQUIPMENT: WESTBOUND

No. 11—Colorado Eagle
Streamlined Train

Sleepers:

St. Louis to Denver, 10 Roomettes, 6 Double Bedrooms. [111]
St. Louis to Denver, 14 Roomettes, 4 Double Bedrooms. [112].
St. Louis to Los Angeles, R. I.—S. P. No. 3 from Kansas City, 6 Sec. 6 Roomettes, 4 Double Bedrooms. [115].
Wichita to Denver, 8 Sec. 1 Dr. 3 Double Bedrooms. [114].
Coach..... St. Louis to Denver.
Grill Coach. St. Louis to Denver.
Planetarium Coach:
St. Louis to Denver.
Dining-Lng.. St. Louis to Denver.

No. 5-105-605
Missouri River Eagle
Streamlined Train

Reclining Seat

Coaches..... St. Louis to Omaha.
Coach..... Union to Lincoln.
Dining Car... St. Louis to Omaha.
Parlor Car... St. Louis to Omaha. [51].

No. 15

Mo. Pac Parlor Car—D. R.:
St. Louis to Kansas City. [151].

Dining Lounge:

St. Louis to Kansas City.
Coaches:
St. Louis to Kansas City.
Kansas City to Hoisington.

No. 9—The Missourian

Sleepers: (Ready for occupancy 9:30 p.m.)
St. Louis to Kansas City, 8 Sec. 5 Double Bedrooms. [91]
St. Louis to Kansas City, 10 Sec. 1 Dr. 2 Compt. [92].

Coaches..... St. Louis to Kansas City.

No. 19-119-419-609
The Sunflower

Sleepers:

St. Louis to Omaha, 10 Sec. 1 Dr. 2 Compt. [191].
(Train 119 from Kansas City).
St. Louis to Wichita, 10 Roomettes, 5 Double Bedrooms. [192].
(Train 419 from Pleasant Hill).

Coaches:

St. Louis to Kansas City.
Kansas City to Omaha.
Union to Lincoln.
Grill Coach. St. Louis to Wichita.
Kansas City to Omaha.

No. 519

Coach. Atchison to Downs.

Printed in U. S. A.

JUST IN FUN



"WHEN ED INSPECTS, HE INSPECTS!"



"HERE'S A NICE FEATURE IF YOU ARE A COMMUTER!"



"GO AHEAD IF YOU WANT TO
I'M GONNA WAIT FOR A DIESEL"

BUT...

We Don't Sell



Washing Machines

Speaking recently about railroad protests against government subsidies to their competitors, an industrial traffic manager stated if he was a seller of washing machines he would point out the superior merits of his product instead of bemoaning his competitors' advantages.

So would the railroads . . . if they were selling washing machines or any other product manufactured and for sale in a free competitive market. But railroads do not operate in a free market. They are a governmentally regulated industry and must, therefore, appeal to the lawmakers, through the public, for equality of treatment with other forms of transportation—something they do not now enjoy.

When government regulation of all forms of transportation is equal the railroads will take the risk of rising or falling on their ability to obtain and hold their share of the traffic and—it might be added—with no fear of falling.

KANSAS CITY — ST. LOUIS

| TABLE F | 10 Daily | 20 Daily | 12 Daily | 6 Daily | 14 Daily |
|------------------------|----------|----------|----------|----------|----------|
| Lv KANSAS CITY..... | 11 30 Su | 1.45 Su | 7.01 Su | 12 20 Su | 4.00 Su |
| Lv SEDALIA..... | 1.50 Mo | 4.00 Su | 8.38 Su | 2.10 Su | 5.55 Su |
| Lv JEFFERSON CITY..... | 3.40 Mo | 5.25 Su | 9.45 Su | 3.20 Su | 7.15 Su |
| Ar ST. LOUIS..... | 7.28 Mo | 8.05 Su | 12 01 Su | 6.40 Su | 10 05 Su |

EQUIPMENT: EASTBOUND

No. 12—Colorado Eagle Streamlined Train

Sleepers:

Denver to St. Louis. 10 Roomettes, 6 Double Bedrooms [31].

Denver to St. Louis. 14 Roomettes 4 Double Bedrooms. [32].

Denver to Wichita. 8 Sec. 1 Drawing Room, 3 Double Bedrooms. [34].

Coach..... Denver to St. Louis.

Grill Coach..... Denver to St. Louis.

Planetarium

Coach..... Denver to St. Louis.

Dining-Lng. Denver to St. Louis.

No. 606-106-6 Missouri River Eagle Streamlined Train

Reclining Seat

Coaches..... Omaha to St. Louis.

Coach..... Lincoln to Union.

Dining Car..... Omaha to St. Louis.

Parlor Car..... Omaha to St. Louis. [61].

No. 610-110-20 and 420-20 —The Sunflower

Sleepers:

Omaha to St. Louis. 10 Sec. 1 Dr. 2 Compt. [204].

Los Angeles to St. Louis. 6 Sec. 6 Roomettes, 4 Double Bedrooms. [41] (S. P.—R. I. No. 4 to Kansas City.)

Wichita to St. Louis. 10 Roomettes, 5 Double Bedrooms. [202].

Coaches:

Omaha to Kansas City.

Union to Lincoln.

Kansas City to St. Louis.

Grill Coach..... Omaha to Kansas City. Wichita to St. Louis.

No. 10 The Missourian

Sleepers: (Ready for occupancy 10:00 P. M.)

Kansas City to St. Louis. 10 Sec. 1 Dr. 2 Compt. [105].

Kansas City to St. Louis. 8 Section, 5 Double Bedrooms. [106].

Coaches:

Kansas City to St. Louis.

No. 14

Parlor Car..... Kansas City to St. Louis. 1 Dr. [142].

Coaches..... Kansas City to St. Louis.

Dining-Lng. Kansas City to St. Louis.

No. 16

Coach..... Hoisington to Kansas City.

No. 510

Coach..... Downs to Atchison.

SAN FRANCISCO — DENVER — KANSAS CITY — ST. LOUIS

| TABLE G | 16-6 Daily Example | 12 Daily Example |
|-------------------------------------|--------------------|------------------|
| <i>(Via Southern Pacific)</i> | | |
| Lv SAN FRANCISCO (P.T.)..... | | 11.00 Su |
| Ar OGDEN (M.T.)..... | | 6.25 Mo |
| <i>(Via Western Pacific)</i> | | |
| Lv SAN FRANCISCO (P.T.)..... | | 9.00 Su |
| Ar SALT LAKE CITY (M.T.)..... | | 5.20 Mo |
| <i>(Via D. & R. G. W.)</i> | | |
| Lv OGDEN (M.T.)..... | | 3.50 Mo |
| Lv SALT LAKE CITY (M.T.)..... | | 5.30 Mo |
| Lv GLENWOOD SPRINGS..... | | 4.10 Tu |
| Lv ROYAL GORGE..... | | 10.36 Tu |
| Ar PUEBLO..... | | 12.05 Tu |
| Lv DENVER..... | | 4.00 Tu |
| Lv COLO. SPRGS.(D.&R.G.W.Sta.)..... | | 5.48 Tu |
| Ar PUEBLO..... | | 6.45 Tu |
| Lv PUEBLO (M.T.)..... | | 6.50 Tu |
| Lv HOISINGTON (C.T.)..... | 11.40 Tu | 1.12 We |
| Ar GENESEO..... | 12.30 We | 1.51 We |
| Ar KANSAS CITY..... | 8.10 We | 6.40 We |
| Lv KANSAS CITY..... | 12.20 We | 7.01 We |
| Ar ST. LOUIS..... | 5.40 We | 12.01 We |
| CONNECTING TRAIN | | |
| Lv GENESEO..... | 4.00 We | 4.00 We |
| Ar WICHITA..... | 7.00 We | 7.00 We |

LOS ANGELES — KANSAS CITY — ST. LOUIS

| TABLE H | 10 Daily | 20 Daily | 12 Daily |
|--------------------------|----------|----------|----------|
| <i>(Via Rock Island)</i> | | | |
| Lv LOS ANGELES..... | 8.00 Su | 1.30 Su | 7.30 Su |
| Ar KANSAS CITY..... | 9.50 Tu | 1.25 Tu | 3.30 Tu |
| <i>(Via Santa Fe)</i> | | | |
| Lv LOS ANGELES..... | 6.30 Su | | 1.40 Su |
| Ar KANSAS CITY..... | 10.15 Tu | | 6.15 Tu |
| Lv KANSAS CITY..... | 11.30 Tu | 1.45 Tu | 7.01 Tu |
| Ar ST. LOUIS..... | 7.28 We | 8.05 Tu | 12.01 Tu |

LINCOLN — OMAHA — KANSAS CITY — ST. LOUIS

| TABLE I | 610-110-20 | 606-106-6 |
|---------------------|------------|-----------|
| Lv LINCOLN..... | 3.30 Su | 7.20 Su |
| Lv OMAHA..... | 4.10 Su | 8.00 Su |
| Ar KANSAS CITY..... | 9.20 Su | 11.59 Su |
| Ar ST. LOUIS..... | 8.05 Mo | 6.40 Su |

WICHITA — ST. LOUIS

| TABLE J | 420-20 Daily |
|-------------------|--------------|
| Lv WICHITA..... | 7.45 Su |
| Ar ST. LOUIS..... | 8.05 Mo |

| | The Texan | THE TEXAS EAGLE | The Southerner | THE TEXAS EAGLE | The Texan | The Ozarker | The Southerner |
|--------------------------|------------------|-----------------|-----------------|--------------------------|------------------|-----------------|-----------------|
| St. Louis Gateway | 25 Daily Example | 1 Daily Example | 7 Daily Example | 2 Daily Example | 26 Daily Example | 4 Daily Example | 8 Daily Example |
| Lv ST. LOUIS | 2.00 Su | 5.30 Su | 12.45 Su | 8.30 Sat | | | |
| Ar LITTLE ROCK | 9.25 Su | 12.20 Mo | 10.30 Su | | | | |
| Memphis Gateway | | 201-1 | 219-7 | | | | |
| Lv MEMPHIS | | 8.30 Su | 8.00 Su | | | | |
| Ar LITTLE ROCK | | 11.45 Su | 11.05 Su | | | | |
| Lv LITTLE ROCK | 9.50 Su | 12.40 Mo | 11.25 Su | 12.50 Mo | | | |
| Ar Texarkana | 1.30 Mo | 3.10 Mo | 2.30 Su | Lv FT. WORTH (C.T.) | 5.15 Mo | 8.00 Su | 6.15 Mo |
| Lv Texarkana via T. & P. | 2.00 Mo | 3.25 Mo | 3.50 Su | Lv DALLAS | 6.15 Mo | 9.30 Su | 7.20 Mo |
| Ar Longview | 4.10 Mo | 5.01 Mo | 3.00 Su | Ar Longview | 8.45 Mo | 1.00 Mo | 9.55 Mo |
| Lv Longview | 4.10 Mo | 5.01 Mo | 5.15 Su | Ar Longview | 8.45 Mo | 1.00 Mo | 9.55 Mo |
| Ar DALLAS | 7.15 Mo | 8.00 Mo | 5.15 Su | Ar Texarkana | 10.30 Mo | 3.40 Mo | 11.45 Mo |
| Ar FT. WORTH | 8.15 Mo | 8.30 Mo | 8.40 Su | Ar Texarkana (Via MoPac) | 10.40 Mo | 3.55 Mo | 12.05 Mo |
| Ar EL PASO (M.T.) | | 10.00 Mo | 10.05 Su | Ar LITTLE ROCK | 1.10 Tu | 7.30 Tu | 3.05 Mo |
| Lv EL PASO (S.P.) | | 11.40 Mo | 1.15 Mo | Memphis Gateway | 2-202 | 26-202 | 8-220 |
| Ar TUCSON | | 5.45 Tu | 3.35 Mo | Lv LITTLE ROCK | 2.30 Tu | 2.30 Tu | ▲ 8.45 Mo |
| Ar PHOENIX | | 8.20 Tu | 9.15 Mo | Ar MEMPHIS | 6.30 Tu | 6.30 Tu | ▲ 1.30 Mo |
| Ar LOS ANGELES (P.T.) | | 4.30 Tu | 11.45 Mo | Lv LITTLE ROCK | 1.30 Tu | 2.00 Tu | 7.55 Mo |
| | | | 7.35 Tu | Ar ST. LOUIS | 8.10 Tu | 11.35 Tu | 6.30 Mo |

| St. Louis Gateway | THE TEXAS EAGLE 21 Daily Example | SUN-SHINE SPECIAL 31 Daily Example | The Southerner 7-37 Daily Example | Via N. R. of M. MEXICO CITY | SUN-SHINE SPECIAL 32 Daily Example | THE TEXAS EAGLE 22 Daily Example | The Southerner 38-8 Daily Example |
|-------------------|----------------------------------|------------------------------------|-----------------------------------|-----------------------------|------------------------------------|----------------------------------|-----------------------------------|
| Lv ST. LOUIS | 5.30 Su | 5.35 Su | 12.45 Su | Lv MEXICO CITY | | 8.00 Sa | |
| Ar LITTLE ROCK | 12.10 Mo | 1.05 Mo | 10.30 Su | Lv MONTERREY | | 3.50 Su | |
| Memphis Gateway | 201-21 | | 219-7 | Ar NUEVO LAREDO | | 8.00 Su | |
| Lv MEMPHIS | 8.30 Su | 8.30 Su | 8.00 Su | Lv LAREDO | | 9.05 Su | |
| Ar LITTLE ROCK | 11.45 Su | 11.45 Su | 11.05 Su | Via MoPac | | | |
| Lv LITTLE ROCK | 12.20 Mo | 1.35 Mo | 11.25 Su | Lv SAN ANTONIO | 8.15 Mo | 2.10 Su | 8.15 Su |
| Ar Texarkana | 3.00 Mo | 4.50 Mo | 2.30 Su | Ar AUSTIN | 10.25 Mo | 3.40 Su | 10.35 Su |
| Lv Texarkana | 3.10 Mo | 5.15 Mo | 4.15 Su | Ar Palestine | 2.45 Mo | 6.55 Su | 4.40 Mo |
| Via T. & P. | | | | Lv Palestine | 3.05 Mo | 7.15 Su | 5.30 Mo |
| Ar Longview | 4.45 Mo | 7.00 Mo | 6.50 Su | Ar Longview | 5.15 Mo | 9.00 Su | 8.10 Mo |
| Lv Longview | 4.50 Mo | 7.15 Mo | 7.10 Su | Lv Longview | 5.30 Mo | 9.05 Su | 8.30 Mo |
| Via MoPac | | | | Via T. & P. | | | |
| Ar Palestine | 6.30 Mo | 9.25 Mo | 9.50 Su | Ar Texarkana | 7.35 Mo | 10.40 Su | 11.30 Mo |
| Lv Palestine | 6.45 Mo | 9.40 Mo | 10.30 Su | Lv Texarkana | 7.50 Mo | 10.50 Su | 12.05 Mo |
| Ar AUSTIN | 10.00 Mo | 1.50 Mo | 4.35 Mo | Ar LITTLE ROCK | 11.15 Mo | 1.20 Mo | 3.05 Mo |
| Ar SAN ANTONIO | 11.40 Mo | 3.45 Mo | 7.10 Mo | Memphis Gateway | 32-202 | 22-202 | 38-220 |
| Ar LAREDO | 4.20 Mo | | | Lv LITTLE ROCK | 2.30 Tu | 2.30 Mo | 3.30 Mo |
| Via N. R. of M. | | | | Ar MEMPHIS | 6.30 Tu | 6.30 Mo | 7.00 Mo |
| Lv NUEVO LAREDO | 6.00 Mo | | | Lv LITTLE ROCK | 11.59 Mo | 1.40 Mo | 3.20 Mo |
| Ar MONTERREY | 10.15 Mo | | | Ar ST. LOUIS | 7.50 Tu | 8.20 Mo | 11.00 Mo |
| Ar MEXICO CITY | 8.30 Tu | | | | | | |

| St. Louis Gateway | THE TEXAS EAGLE 21-25 Daily Example | SUN-SHINE SPECIAL 31-31 Daily Example | The Southerner 7-37-27 Daily Example | GALVESTON | SUN-SHINE SPECIAL 132-32 Daily Example | THE TEXAS EAGLE 26-22 Daily Example | The Southerner 28-38-8 Daily Example |
|-------------------|-------------------------------------|---------------------------------------|--------------------------------------|-----------------|--|-------------------------------------|--------------------------------------|
| Lv ST. LOUIS | 5.30 Su | 5.35 Su | 12.45 Su | Lv HOUSTON | | 2.00 Mo | 7.30 Su |
| Ar LITTLE ROCK | 12.10 Mo | 1.05 Mo | 10.30 Su | Ar Palestine | | 4.00 Mo | 12.01 Mo |
| Memphis Gateway | 201-21 | 201-31 | 219-7 | Lv Palestine | | 6.55 Mo | 4.30 Mo |
| Lv MEMPHIS | 8.30 Su | 8.30 Su | 8.00 Su | Ar Longview | 3.05 Mo | 7.15 Mo | 5.30 Mo |
| Ar LITTLE ROCK | 11.45 Su | 11.45 Su | 11.05 Su | Lv Longview | 5.15 Mo | 9.00 Mo | 8.10 Mo |
| Lv LITTLE ROCK | 12.20 Mo | 1.35 Mo | 11.25 Su | Via T. & P. | 5.30 Mo | 9.05 Mo | 8.30 Mo |
| Ar Texarkana | 3.00 Mo | 4.50 Mo | 2.30 Su | Ar TEXARKANA | 7.35 Mo | 10.40 Mo | 11.30 Mo |
| Lv Texarkana | 3.10 Mo | 5.15 Mo | 4.15 Su | Lv Texarkana | 7.50 Mo | 10.50 Mo | 12.05 Mo |
| Via T. & P. | | | | Via Mo. Pac. | | | |
| Ar Longview | 4.45 Mo | 7.00 Mo | 6.50 Su | Ar LITTLE ROCK | 11.15 Mo | 1.20 Tu | 3.05 Mo |
| Lv Longview | 4.50 Mo | 7.15 Mo | 7.10 Su | Memphis Gateway | 32-202 | 22-202 | 38-220 |
| Via MoPac | | | | Lv LITTLE ROCK | 2.30 Tu | 2.30 Tu | 3.30 Mo |
| Ar Palestine | 6.30 Mo | 9.25 Mo | 9.50 Su | Ar MEMPHIS | 6.30 Tu | 6.30 Tu | 7.00 Mo |
| Lv Palestine | 6.50 Mo | 9.40 Mo | 11.59 Su | Lv LITTLE ROCK | 11.59 Mo | 1.40 Tu | 3.20 Mo |
| Ar HOUSTON | 10.00 Mo | | 5.45 Mo | Ar ST. LOUIS | 7.50 Tu | 8.20 Tu | 11.00 Mo |
| Ar GALVESTON | 11.55 Mo | | 9.50 Mo | | | | |

▲—Via bus—Rail tickets honored.

| CHICAGO (GM&O) | 3 | 31-831 | 7-219 |
|-------------------|-----------|----------|-----------|
| Lv CHICAGO (GM&O) | | | 4.50 Sat |
| Lv ST. LOUIS | 7.22 Su | 5.35 Su | 12.45 Su |
| Ar LITTLE ROCK | 5.45 Su | 1.05 Mo | 10.30 Su |
| Lv LITTLE ROCK | ▲ 7.20 Su | 2.30 Mo | 11.20 Su |
| Ar HOT SPRINGS | ▲ 9.50 Su | 4.00 Mo | 12.45 Su |
| | 220-8 | 832-32 | 4 |
| Lv HOT SPRINGS | 1.45 Su | 8.00 Su | ▲ 5.00 Su |
| Ar LITTLE ROCK | 3.00 Su | 9.45 Su | ▲ 7.00 Su |
| Lv LITTLE ROCK | 3.20 Su | 11.59 Su | 7.55 Su |
| Ar ST. LOUIS | 11.00 Su | 7.50 Mo | 6.30 Su |
| Ar CHICAGO (GM&O) | 7.00 Mo | | |

| ST. LOUIS | 219 | 201 |
|----------------|----------|----------|
| Lv ST. LOUIS | 8.00 Su | 8.30 Su |
| Ar MEMPHIS | 11.05 Su | 11.45 Su |
| | 11.20 Su | 2.30 Mo |
| | 12.45 Su | 4.00 Mo |
| | 220 | 832-202 |
| Lv HOT SPRINGS | 1.45 Su | 8.00 Su |
| Ar LITTLE ROCK | 3.00 Su | 9.45 Su |
| Lv LITTLE ROCK | 3.30 Su | 2.30 Mo |
| Ar MEMPHIS | 7.00 Su | 6.30 Mo |

| MEMPHIS | 219 | 201 |
|----------------|----------|----------|
| Lv MEMPHIS | 8.00 Su | 8.30 Su |
| Ar LITTLE ROCK | 11.05 Su | 11.45 Su |
| Lv LITTLE ROCK | 11.20 Su | 2.30 Mo |
| Ar HOT SPRINGS | 12.45 Su | 4.00 Mo |
| | 220 | 832-202 |
| Lv HOT SPRINGS | 1.45 Su | 8.00 Su |
| Ar LITTLE ROCK | 3.00 Su | 9.45 Su |
| Lv LITTLE ROCK | 3.30 Su | 2.30 Mo |
| Ar MEMPHIS | 7.00 Su | 6.30 Mo |

| ST. LOUIS | 31-201 |
|---------------|---------|
| Lv ST. LOUIS | 5.35 Su |
| Ar MEMPHIS | 8.30 Su |
| Ar SHREVEPORT | 7.30 Mo |
| | 202-32 |
| Lv SHREVEPORT | 5.00 Su |
| Ar MEMPHIS | 6.30 Mo |
| Ar ST. LOUIS | 7.50 Mo |

| ST. LOUIS | 31-201-821 | 7-219 |
|--------------|------------|-----------|
| Lv ST. LOUIS | 5.35 Su | 12.45 Su |
| Ar MEMPHIS | 8.30 Su | 8.00 Su |
| Ar EL DORADO | 7.50 Mo | ▲ 4.15 Su |
| | 822-202-32 | 8-220 |
| Lv EL DORADO | 6.30 Su | 9.00 Su |
| Ar MEMPHIS | 6.30 Mo | 7.00 Su |
| Ar ST. LOUIS | 7.50 Mo | 11.00 Su |

EQUIPMENT — SOUTHWEST

All Regular Cars Air Conditioned

SOUTHBOUND

The Texas Eagle Train No. 1

Sleepers—
St. Louis to Ft. Worth (14 Rmte. 1 Dr. 2 DBR) [19]
New York to El Paso (Via P.R.R.) (14 Rmte. 4 DBR) [MP-2].
Washington to Ft. Worth (Via B.&O.) (14 Rmte. 4 DBR) [MP-30].
Memphis to Ft. Worth (14 Rmte. 4 DBR) [14] (No. 201 to Little Rock).

Lounge Car—
St. Louis to Ft. Worth (5 Bedroom) [17].

Dining Car—
St. Louis to Ft. Worth.

Coaches—(Reclining Seats)
St. Louis to El Paso (Divided)
St. Louis to El Paso.
Memphis to Ft. Worth (Divided) (No. 201 to Little Rock)

The Texas Eagle Train No. 21

Sleepers—
St. Louis to Galveston (14 Rmte. 1 Dr. 2 DBR) [212].
Memphis to Houston (14 Rmte. 4 DBR) [217] (No. 201 to Little Rock)

Washington to Houston (Via P.R.R.) (10 Rmte. 5 DBR) [MP-5]
New York to Houston (Via P.R.R.) (10 Rmte. 6 DBR) [MP-4].

New York to San Antonio (Via P.R.R.) (10 Rmte. 5 DBR) [MP-3]
St. Louis to San Antonio (14 Rmte. 4 DBR) [216]

St. Louis to San Antonio (6 Sec 6 Rmte. 4 DBR) [215].

Dining Lounge Car—
St. Louis to Houston.
St. Louis to San Antonio.

Coaches—(Reclining Seats)
St. Louis to Houston (Divided).
St. Louis to Houston-Corpus Christi.
St. Louis to San Antonio (Divided).
St. Louis to San Antonio.
Houston to Galveston (Divided).

No Checked Baggage or Remains Will Be Handled On This Train.

Aztec Eagle Train No. 21

Sleepers—
San Antonio to Mexico City (10-1-2) [314].
San Antonio to Mexico City (8 Sec. 5 DBR) [316].

Dining-Lounge (Mo. Pac. Car)
San Antonio to Mexico City.

Coaches—(Reclining Seats)
San Antonio to Mexico City (Reserved Seats);
San Antonio to Laredo.

Train No. 201

Sleepers—
Memphis to Ft. Worth (14 Rmte. 4 DBR) [18]. (No. 1 from Little Rock).

Memphis to Houston (14 Rmte 4 DBR) [217].
(No. 21 from Little Rock).

Coaches—(Reclining Seats)
Memphis to Little Rock.
Memphis to Ft. Worth (Divided) (No. 1 from Little Rock).

The Sunshine Special Train No. 31

Sleepers—
St. Louis to Hot Springs (14 Rmte. 4 DBR) [311] (No. 831 from Little Rock). (Open at Hot Springs until 8:00 AM).

St. Louis to Lake Charles (8 Sec. 5 DBR) [312] (No. 131 from Little Rock).

St. Louis to El Dorado (8-1-2) [315] (No. 821 from Gurdon).

St. Louis to Shreveport (14 Rmte. 4 DBR) [314] (L&A 3 from Hope).
St. Louis to San Antonio (12-1) [317].

Dining-Lounge Car—
St. Louis to Poplar Bluff.

Cafe-Parlor Car—
Texarkana to San Antonio.
Coaches—(Reclining Seats)
St. Louis to San Antonio (Divided).
St. Louis to Hot Springs.

The Ozarker No. 3

Mo. Pac. Cafe—Parlor-Coach—
St. Louis to Little Rock. [35].

Coach—St. Louis to Little Rock.

No. 303

Coach—
Knobel to Wynne.

The Southerner No. 7

Sleepers—Ready 9:30 PM
St. Louis to Ft. Worth (10-1-2) [73]
St. Louis to San Antonio. (10-1-2) [375].

Chicago to Hot Springs (14 Rmte. 1 Dr. 2 DBR) [71] (G. M. & O. 3 to St. Louis).

Coaches—
St. Louis to San Antonio.
St. Louis-El Paso (Divided).
Palestine to Houston.

Dining-Lounge—
St. Louis to Longview.
Marshall to El Paso.

No. 219

Mo. Pac. Parlor Car—(Dr.)
Memphis to Hot Springs. [2191].

Coaches—
Memphis to Hot Springs (Divided).
Memphis to Hot Springs (Grill-Lounge).

The Texan No. 25

Sleepers—
Little Rock to Fort Worth (10-1-2) [254].

Coaches—
St. Louis to Ft. Worth (Divided).
St. Louis to Little Rock (Cafe).

No. 17

Coach—
Little Rock to Texarkana (Divided).

NORTHBOUND

The Texas Eagle Train No. 2

Sleepers—
Ft. Worth to St. Louis (14 Rmte. 1 Dr. 2 DBR) [23].

Ft. Worth to Washington (Via B&O) (14 Rmte. 4 DBR) [BO-32].
El Paso to New York (Via P.R.R.) (14 Rmte. 4 DBR) [PR-9].

Ft. Worth to Memphis (14 Rmte. 4 DBR) [266] (No. 202 from Little Rock).

Lounge Car—
Ft. Worth to St. Louis (5 Bedroom) [29].

Dining Car—
Ft. Worth to St. Louis.

Coaches—(Reclining Seats)
El Paso to St. Louis (Divided).
El Paso to St. Louis.
Ft. Worth to Memphis (Divided) (No. 202 from Little Rock).

The Texas Eagle Train No. 22

Sleepers—
Galveston to St. Louis (14 Rmte. 1 Dr. 2 DBR) [267].
Houston to Memphis (14 Rmte. 4 DBR) [265] (No. 202 from Little Rock).

Houston to Washington (Via P.R.R.) (10 Rmte. 5 DBR) [PR-11].
Houston to New York (Via P.R.R.) (10 Rmte. 6 DBR) [PR-12].

San Antonio to New York (Via P.R.R.) (10 Rmte. 5 DBR) [PR-15]
San Antonio to St. Louis (14 Rmte. 4 DBR) [228].

San Antonio to St. Louis (6 Sec. 6 Rmte. 4 DBR) [227].

Dining-Lounge Car—
Houston to St. Louis.
San Antonio to St. Louis.

Coaches—(Reclining Seats)
Galveston to Houston (Divided).
Houston to St. Louis (Divided).
Corpus Christi-Houston to St. Louis.
San Antonio to St. Louis (Divided).
San Antonio to St. Louis.

No Checked Baggage or Remains Will Be Handled On This Train.

Aztec Eagle Train No. 22

Sleepers—
Mexico City to San Antonio (10-1-2) [326].
Mexico City to San Antonio (8 Sec. 5 DBR) [321].

Dining-Lounge (Mo. Pac. Car)
Mexico City to San Antonio.

Coaches—(Reclining Seats)
Mexico City to San Antonio (Reserved Seats).
Laredo to San Antonio.

Train No. 202

Sleepers—
(Open at Memphis until 7:30 A. M.)
Ft. Worth to Memphis (14 Rmte. 4 DBR) [266]. (No. 2 to Little Rock).

Houston to Memphis (14 Rmte. 4 DBR) [265] (Train 22 to Little Rock).

Coaches—(Reclining Seats)
Ft. Worth to Memphis (Divided) (No. 2 to Little Rock).
Little Rock to Memphis.

The Sunshine Special Train No. 32

Sleepers—
San Antonio to St. Louis (12-1) [320].
Shreveport to St. Louis (14 Rmte. 4 DBR) [323] (KCS 16 to Texarkana).

El Dorado to St. Louis (8-1-2) [324] (No. 822 to Gurdon).
Lake Charles to St. Louis (8 Sec. 5 DBR.) [1021] (No. 132 to Little Rock).

Hot Springs to St. Louis (14 Rmte. 4 DBR) [325] (No. 832 to Little Rock).

Little Rock to St. Louis (10-1-2) [327]. (Ready for occupancy 10:00 PM)

Dining-Lounge Car—
Poplar Bluff to St. Louis.

Cafe-Parlor Car—
San Antonio to Texarkana.
Coaches—(Reclining Seats)
San Antonio to St. Louis (Divided).
Hot Springs to St. Louis.

The Ozarker No. 4

Mo. Pac. Cafe—Parlor-Coach—
Little Rock to St. Louis. [45].

Sleeper—
Ft. Worth to Little Rock. (10-1-2) [41].

Coaches—
Ft. Worth to St. Louis (Divided).
Texarkana to St. Louis.

No. 304

Coach—
Wynne to Knobel.

The Southerner No. 8

Sleepers—
Ft. Worth to St. Louis (10-1-2) [82]
San Antonio-Little Rock (10-1-2) [382].

Hot Springs to Chicago (14 Rmte. 1 Dr. 2 DBR) [83]. (To Little Rock No. 220, from St. Louis GM&O No. 8).

Coaches—
San Antonio to St. Louis (Divided).
Houston to Palestine.
El Paso to St. Louis (Divided).

Dining Lounge—
Longview to St. Louis.
Ft. Worth to Marshall.

No. 220

Mo. Pac. Parlor Car (Dr)—
Hot Springs to Memphis. [2201].

Sleepers—
Hot Springs to Chicago (14 Rmte. 1 Dr. 2 DBR) [83]. (Train 8 from Little Rock).

Coaches—
Hot Springs to Memphis (Divided).
Hot Springs to Memphis (Grill-Lounge).

The Texan No. 26

Coaches—
Texarkana to St. Louis. (Divided).
Little Rock to St. Louis (Cafe).

Designating Number of Sleeping or Parlor Cars indicated in brackets [].
Capacity of sleepers shown in parenthesis—(12-1)—12 Section 1 drawing room—(10-1-2) 10 Section 1 drawing room 2 compartment—(14 Rmte. 4 DBR) 14 Roomette
4 Double Bedroom—(8 Sec. 5 DBR)—8 Section 5 double bedroom. (14 Rmte. 1 Dr. 2 DBR) 14 Roomette 1 Drawing Room 2 Double Bedroom.

TABLE S KANSAS CITY — LITTLE ROCK — HOT SPRINGS

| | | | |
|---------------------|----------|---------------------|------------|
| | 15-117 | | 220-124-16 |
| Lv KANSAS CITY..... | 8.30 Su | Lv HOT SPRINGS..... | 1.45 Mo |
| Lv COFFEYVILLE..... | 2.35 Mo | Ar LITTLE ROCK..... | 3.00 Mo |
| Lv FT. SMITH..... | 7.20 Mo | | |
| Ar LITTLE ROCK..... | 11.59 Mo | Lv LITTLE ROCK..... | 4.00 Mo |
| | | Lv FT. SMITH..... | 8.55 Mo |
| Lv LITTLE ROCK..... | ▲1.05 Mo | Lv COFFEYVILLE..... | 2.00 Tu |
| Ar HOT SPRINGS..... | ▲3.20 Mo | Ar KANSAS CITY..... | 8.10 Tu |

No. 117
The Rainbow Special

Sleeper—
Kansas City to Little Rock (10 Sec. 1 Dr. 2 Compt.) [1171]
Coach—Kansas City to Little Rock.
Grill Coach—Coffeyville to Little Rock.

No. 124
The Rainbow Special

Sleeper—
Little Rock to Kansas City. (10 Sec. 1 Dr. 2 Compt.) [1241]
Coach—Little Rock to Kansas City.
Grill Coach—Little Rock to Coffeyville.

TABLE T ST. LOUIS — MEMPHIS — NEW ORLEANS — LAKE CHARLES

| | | | | | |
|---------------------|-----------|------------|--------------------|------------|-----------|
| | 3-335-103 | 31-201-131 | | 132-202-32 | 116-334-8 |
| Lv ST. LOUIS..... | 7.22 Su | 5.35 Su | Lv LAKE CHARLES.. | 1.05 Su | |
| Lv MEMPHIS..... | 4.00 Su | 8.30 Su | Lv NEW ORLEANS.. | 8.10 Su | 7.50 Su |
| Lv LITTLE ROCK..... | 6.00 Su | 1.30 Mo | Lv ALEXANDRIA.... | 4.15 Su | 1.25 Mo |
| Ar MONROE..... | 11.25 Su | 6.35 Mo | Lv MONROE..... | 6.45 Mo | 3.55 Mo |
| Ar ALEXANDRIA.... | 1.40 Mo | 8.55 Mo | Ar LITTLE ROCK.... | 11.35 Mo | 9.10 Mo |
| Ar NEW ORLEANS.. | 7.00 Mo | 7.05 Mo | Ar MEMPHIS..... | 6.30 Mo | 11.30 Mo |
| Ar LAKE CHARLES.. | | 12.15 Mo | Ar ST. LOUIS..... | 7.50 Mo | 11.00 Mo |

No. 131
Louisiana Sunshine Special

Sleeper—
St. Louis to Lake Charles (8 Sec. 5 Double Bedroom) [312] (No. 31 to Little Rock.)
Coach—Little Rock to Lake Charles.
Grill—Coach—Little Rock to Alexandria.

No. 103

Sleepers—
Little Rock to New Orleans (10 Sec. 1 Dr. 2 Compt.) [1031]
Monroe to New Orleans (10 Sec. 1 Dr. 2 Compt.) [1032] (Ready for occupancy 9:30 P.M.)
Grill—Coach—
Little Rock to Monroe.
Coach—Little Rock to New Orleans.

No. 132
Louisiana Sunshine Special

Sleeper—
Lake Charles to St. Louis (8 Sec. 5 Double Bedroom) [1021] (No. 32 from Little Rock.)
Coach—Lake Charles to Little Rock.
Grill—Coach—Alexandria to Little Rock.

No. 116—The Southerner

Sleepers—
New Orleans-Little Rock (10 Sec. 1 Dr. 2 Compt.) [1161]
New Orleans-Monroe. (10 Sec. 1 Dr. 2 Compt.) [1162]. (May be occupied until 8:00 A. M.)
Coach—New Orleans-Little Rock.
Grill Coach
Monroe to Little Rock.

TABLE U KANSAS CITY — LITTLE ROCK — MEMPHIS

| | | | |
|---------------------|-------------------|---------------------|-------------------|
| | 210-221-222 Daily | | 231-232-211 Daily |
| Lv KANSAS CITY..... | 11.50 | Lv MEMPHIS..... | 12.30 |
| Ar BRANSON..... | 8.51 | Lv LITTLE ROCK.... | 2.00 |
| Ar HOLLISTER..... | 8.55 | | |
| Ar LITTLE ROCK.... | 5.45 | Lv HOLLISTER..... | 10.51 |
| Ar MEMPHIS..... | 6.20 | Lv BRANSON..... | 11.00 |
| | | Ar KANSAS CITY..... | 6.15 |

No. 210-221-222 The Southern Scenic 231-232-211

Sleeper—
Between Kansas City and Memphis (10 Sec. 1 Dr. 2 Compt.) [2101-2310].

Grill—Coach—
Between Kansas City and Memphis.

▲Via Missouri Pacific Bus Lines—rail tickets honored—remains cannot be handled.

The RAPE of OUR ROADS

AMERICA faces a transportation crisis of the first magnitude. Under the relentless battering of outsize and overloaded trucks, the three million miles of roads that comprise this nation's arteries are going to pieces faster than we can find the money to replace them.

Of the 37,800 miles of interstate trunk highway in the country, 35,500 miles need immediate improvement at a cost of 11 billion dollars. It would cost another 49 billion dollars to bring all our roads up to traffic requirements. Even the famed Pennsylvania Turnpike is, according to some authorities, beginning to show the effects of heavy trucking. Many other roads that were expected to last for at least 30 years without major repairs are breaking up in five years or less, and taxpayers' money that should have gone into new road construction is being diverted to resurface them.

Each of the 48 states has enacted maximum-load-limit laws to protect its highways from the destruction wrought by too ponderous vehicles. But many long-distance haulers—a minority within the trucking industry as a whole—persist in overloading their gargantuan rigs. Recently several hundred drivers openly challenged highway regulations by parking their "boxcars" on the Pennsylvania Turnpike and asserting that they would not turn a wheel until either the legislature upped the gross weight limit or the authorities stopped enforcing the law. This demonstration was broken up only when Pennsylvania's Governor Duff ordered state police to "haul or bulldoze" offending vehicles off the highway.

Spokesmen for the trucking industry pooh-pooh overloads as a cause of pavement damage, insist instead that the weather is to blame. But a ten-mile stretch of U. S. 66, the main route between St. Louis and Chicago, is a typical proof to the contrary. Pounded day and night by heavily burdened trucks and trailers, the two outer lanes of this four-lane highway have been smashed to pieces, whereas the two inner lanes, traversed by lighter passenger cars, are still in good condition.

Long-distance trucking has more than doubled in the last ten years, and today the trucking industry employs more people than the railroads. Regular truck lines now link San Francisco with Chicago, Boston with Dallas, Minneapolis with Atlanta. Sixty per cent of this year's Florida citrus crop will move north in trucks. Even steel is shipped out by truck—as much as 30% of the steel produced by certain mills.

According to a federal official, at least one long-distance truck out of every four breaks the weight laws of the state through which it is passing. A truck flagged down recently by the Pennsylvania police was loaded to three times the legal limit. In another instance, outside Pittsburgh, patrolmen picked up a truck bound for New Jersey with a cargo of sheet steel 35 tons above the legal limit. Released in bond, the driver continued on his way, doing irreparable damage to much of the highway he traversed.

Many of the first-class highways are built of concrete slabs nine inches thick, and they will normally stand up under an indefinite number of loads as heavy as nine tons per axle (the maximum load allowed in two thirds of the states). Colorado's highway engineers have determined that pavements exposed repeatedly to axle loads in excess of nine tons crack up ten times as fast as those not subjected to such strains. Other state engineers have estimated that it

By FREDERICK G. BROWNELL

Reprinted by Permission from The READER'S DIGEST

costs from 14 to 17 times as much per mile to repair a road habitually used by heavy trucks and trailers as one that commonly bears only lighter vehicles.

Yet weights from 13 tons to more than 20 tons per axle are frequently reported. In some states violations have become a general practice. In Louisiana recently, 66 percent of the loaded five-axle tractor-trailers weighed during a checkup were found violating the law.

Most states from time to time set up check points where trucks are weighed and the drivers of overloaded vehicles arrested. But truck operators keep one another posted on when and where weighing is taking place. The first driver to pass a newly established check point warns trucks moving in the opposite direction by flashing his lights or wigwagging with his arms. At the next filling station he alights and phones the news to his dispatcher.

Forewarned drivers often move illegal loads on week-ends—when weighing stations customarily are closed—or simply wait until check-weighing ceases. Near Conneaut, Ohio, not long ago, more than 300 trucks were parked along a stretch of U. S. 20 just west of the Pennsylvania line, while a few miles eastward Pennsylvania police manned their scales and looked in vain for customers. On another occasion, when weighing in Virginia continued for several days, scores of drivers unhooked their trailers and drove their tractors back for second loads.

Impatient drivers and those with perishable cargoes may attempt to detour around weighing stations onto secondary roads. There the ponderous rigs inflict even greater damage. Detouring trucks have broken down hundreds of miles of blacktop built to accommodate only farm vehicles. They also have caused an alarming increase in broken bridges on country roads. Indiana alone has been losing an average of one bridge per month from overloaded trucks detouring to evade the law.

But besides wreaking highway damage that runs into hundreds of millions of dollars every year, these overloaded juggernauts are the cause of many fatal and near-fatal accidents. As they climb the slightest hills at a tortoise pace, the drivers of cars behind them become impatient and pull out of line to pass. State police report this as a common cause of highway accidents. Other accidents occur when brakes, strained beyond their limit by overloads, fail to hold on downgrades, or when drivers allow their overloaded behemoths to pick up speeds as high as 80 miles an hour on long descents.

Recognizing the peril to themselves in the growing protests, the American Trucking Association recently pledged full co-operation to state police in enforcement efforts. A formidable barrier to enforcement is the conflict between weight requirements of the various states. Massachusetts limits the gross weight of the largest type of vehicle to 25 tons, whereas next-door Rhode Island allows 40 tons. Nine tons is the maximum axle load that is legal in a majority of states; but Delaware allows ten tons; Maine, 11 tons; New York, 11.2 tons. Pennsylvania has 53 separate weight classifications for different types of trucks.

Aroused citizens could force some regional uniformities in state laws, strengthen the hands of law-enforcement officers and halt a threatening Congressional move for federal regulation of the trucking industry. Such a surge of public opinion is long overdue. After all, roads being destroyed are paid for by your tax dollars and used by your family car.

TABLE V NEW ORLEANS, BATON ROUGE, BEAUMONT, HOUSTON CALIFORNIA

| | 3 Daily | 9 Daily | SFe 24-65 |
|------------------|----------|----------|--------------------------|
| Lv NEW ORLEANS | 8.10 Su | 9.50 Su | Lv SAN FRANCISCO 7.45 Fr |
| Lv BATON ROUGE | 10.30 Su | 12.10 Mo | Lv LOS ANGELES 1.40 Fr |
| Ar BEAUMONT | 4.00 Su | 5.25 Mo | Lv GRAND CANYON 8.00 Fr |
| Ar HOUSTON | 6.25 Su | 7.50 Mo | Ar HOUSTON 8.15 Su |
| | SFe 66-3 | | 4 Daily |
| Lv HOUSTON | 6.55 Su | | 8.55 Su |
| Ar GRAND CANYON | 7.00 Tu | | 11.25 Su |
| Ar SAN FRANCISCO | 5.25 Tu | | Ar BATON ROUGE 5.15 Su |
| Ar LOS ANGELES | 10.40 Tu | | Ar NEW ORLEANS 7.35 Su |
| | | | 10 Daily |
| | | | 9.20 Su |
| | | | 11.25 Su |
| | | | 4.50 Mo |
| | | | 7.10 Mo |

Nos. 3 and 4—The Orleanean

Sleeper..... Between New Orleans and Oakland
6 Sec. 6 Rmte 4 DBR [237-247]

Cafe-Lounge..... Between New Orleans and Houston.

Deluxe Chair Cars and Coaches..... Between New Orleans and Houston.

Nos. 9 and 10—The Houstonian

Sleeper, 8-Sec. 5 Double Bedroom..... Between New Orleans and Houston [95-105].

Deluxe Chair Cars and Coaches..... Between New Orleans and Houston.

TABLE W HOUSTON, FT. WORTH

| | 18 Daily | 17 Daily |
|---|----------|----------------------|
| Lv HOUSTON | 8.50 Su | Lv FT. WORTH 7.10 Su |
| Ar FT. WORTH | 5.05 Su | Ar HOUSTON 3.15 Su |
| Coaches Between Houston and Ft. Worth. | | |

TABLE X ST. LOUIS AND MEMPHIS TO THE RIO GRANDE VALLEY

| (VIA HOUSTON) | 21-201-25-11 Daily | 31-201-131-15 Daily | (VIA HOUSTON) | 16-132-202-32 Daily | 12-26-202-22 Daily |
|-------------------|--------------------|---------------------|-------------------|---------------------|--------------------|
| Lv ST. LOUIS | 6.30 Su | 5.35 Su | Lv MISSION | 6.30 Su | ▲5.50 Su |
| Lv MEMPHIS | 8.30 Su | 8.30 Su | Lv BROWNSVILLE | 8.15 Su | 6.45 Su |
| Ar HOUSTON | 10.00 Mo | 1.30 Mo | Lv HARLINGEN | 9.15 Su | 7.30 Su |
| Lv HOUSTON | 10.45 Mo | 9.20 Mo | Lv CORPUS CHRISTI | 11.45 Su | 9.50 Su |
| Ar CORPUS CHRISTI | 4.25 Mo | 4.35 Tu | Ar HOUSTON | 7.30 Mo | 3.15 Su |
| Ar HARLINGEN | 6.50 Mo | 6.45 Tu | Lv HOUSTON | 11.00 Mo | 4.00 Mo |
| Ar BROWNSVILLE | 7.40 Mo | 8.00 Tu | Ar MEMPHIS | 6.30 Tu | 6.30 Mo |
| Ar MISSION | ▲9.00 Mo | 8.55 Tu | Ar ST. LOUIS | 7.50 Tu | 8.20 Mo |

Nos. 15 and 16—The Pioneer

Sleepers..... Between Houston and Brownsville (10 Sec. 1 Dr. 2 Compt.) [150-160].
Between Houston and Corpus Christi (10 Sec. 1 Dr. 2 Compt.) [155-216].
(At Corpus Christi sleeper is ready for occupancy at 9:30 PM—may be occupied until 8:00 AM).

Chair Car & Coaches..... Between Houston and Corpus Christi.

Coaches..... Between Houston and Brownsville.

Nos. 11 and 12—The Valley Eagle

Coaches..... Between Houston and Brownsville. (Grill)
Between St. Louis-Houston and Corpus Christi.
Between San Antonio and Brownsville.

| (VIA SAN ANTONIO) | 21-201-205 Daily | 31-201-215 Daily | (VIA SAN ANTONIO) | 216-202-32 Daily | 206-22-202 Daily |
|-------------------|------------------|------------------|-------------------|------------------|------------------|
| Lv ST. LOUIS | 5.30 Su | 5.35 Su | Lv MISSION | 6.30 Su | ▲5.50 Mo |
| Lv MEMPHIS | 8.30 Su | 8.30 Su | Lv BROWNSVILLE | 8.15 Su | 6.45 Mo |
| Ar SAN ANTONIO | 11.40 Mo | 3.45 Mo | Lv HARLINGEN | 9.15 Su | 7.30 Mo |
| Lv SAN ANTONIO | 11.55 Mo | 10.40 Mo | Lv CORPUS CHRISTI | 11.45 Su | 9.50 Mo |
| Ar CORPUS CHRISTI | 4.25 Mo | 4.35 Tu | Ar SAN ANTONIO | 6.45 Mo | 1.55 Mo |
| Ar HARLINGEN | 6.50 Mo | 6.45 Tu | Lv SAN ANTONIO | 8.15 Mo | 2.10 Mo |
| Ar BROWNSVILLE | 7.40 Mo | 8.00 Tu | Ar MEMPHIS | 6.30 Tu | 6.30 Tu |
| Ar MISSION | ▲9.00 Mo | 8.55 Tu | Ar ST. LOUIS | 7.50 Tu | 8.20 Tu |

Nos. 215-15 and 16-216

Sleepers..... Between San Antonio and Mission (12 Sec. 1 Dr.) [2150-1160].

Coach..... Between San Antonio and Mission via Odem.

Chair Car..... Between San Antonio and Corpus Christi.

Nos. 205 and 206

Deluxe Chair Cars and Coaches..... Between San Antonio and Corpus Christi.

..... Between San Antonio and Brownsville.

▲Via Missouri Pacific Bus Lines—rail tickets honored—remains cannot be handled.

ST. LOUIS — KANSAS CITY — OMAHA — LINCOLN

| Miles | TABLE 1 5-1-50 | 5-105-605 Daily | 15 Daily | 11 Daily | 19-119- 609 Daily | 9 Daily | 35 Daily Ex. Sat. Su. & Holidays |
|-------|---------------------|--------------------|-------------|-------------|-------------------------|------------|--|
| 0 | Lv ST. LOUIS | 8.50 | 1.50 | 4.00 | 5.00 | 11.50 | 4.25 |
| 3 | Lv Tower Grove | 8.58 | 2.00 | 4.07 | 5.10 | 11.58 | 4.33 |
| 7 | Lv Maplewood | | | | | | 4.41 |
| 10 | Lv Webster Groves | | | | | | 4.52 |
| 13 | Lv Kirkwood | 9.10 | 2.12 | 4.15 | 5.22 | 12.19 | 4.56 |
| 18 | Lv Valley Park | | | 4.20 | 5.30 | | 4.65 |
| 23 | Lv Jedburg | | | | | | 4.73 |
| 27 | Lv Eureka | | | | | | 4.81 |
| 30 | Lv Allenton | | | | | | 4.89 |
| 34 | Lv Pacific | | | | | | 4.97 |
| 39 | Lv Gray Summit | | | | | | 5.05 |
| 51 | Lv Washington | 9.47 | 2.50 | | 6.15 | 1.07 | 5.13 |
| 64 | Lv New Haven | | | | 6.35 | 1.20 | 5.21 |
| 71 | Lv Berger | | | | 7.00 | 1.38 | 5.29 |
| 77 | Lv Hermann | | | | | | 5.37 |
| 85 | Lv Gasconade | | 3.26 | | 7.17 | | 5.45 |
| 89 | Lv Morrison | | | | 7.27 | | 5.53 |
| 97 | Lv Chamois | | | | | | 5.61 |
| 102 | Lv St. Aubert | | | | 7.42 | | 5.69 |
| 109 | Lv Bonnot's Mill | | | | | | 5.77 |
| 114 | Lv Osage | | 3.55 | | 8.05 | 2.28 | 5.85 |
| 122 | Ar Jefferson City | 10.58 | 4.05 | 6.02 | 8.15 | 2.40 | 5.93 |
| 122 | Lv Jefferson City | 11.00 | 4.10 | 6.05 | | | 6.01 |
| 137 | Lv Centertown | | | | | | 6.09 |
| 147 | Lv California | 11.28 | | 6.34 | 8.50 | 3.16 | 6.17 |
| 153 | Lv Clarksburg | | | | | | 6.25 |
| 159 | Lv Tipton | | 4.52 | | | 3.30 | 6.33 |
| 164 | Lv Syracuse | | | | | | 6.41 |
| 172 | Lv Otterville | | | | | | 6.49 |
| 185 | Lv Sedalia | 12.15 | 5.28 | 7.18 | 9.45 | 4.30 | 6.57 |
| 192 | Lv Dresden | | | | | | 6.65 |
| 197 | Lv Lamonte | | | | | | 6.73 |
| 204 | Lv Knobnoster | | | | 10.08 | | 6.81 |
| 208 | Lv Montserrat | | | | | | 6.89 |
| 215 | Lv Warrensburg | 12.43 | 6.08 | 7.47 | 10.20 | 5.07 | 6.97 |
| 221 | Lv Centerview | | | | | | 7.05 |
| 229 | Lv Holden | | 6.27 | | | | 7.13 |
| 239 | Lv Strasburg | | | | | | 7.21 |
| 246 | Ar Pleasant Hill | 1.17 | 6.50 | 8.16 | 11.10 | 6.01 | 7.29 |
| 246 | Lv Pleasant Hill | 1.17 | 6.50 | 8.16 | 11.10 | 6.01 | 7.37 |
| 251 | Lv Greenwood | | | | | | 7.45 |
| 256 | Lv Lee's Summit | 1.30 | | | | 6.17 | 7.53 |
| 270 | Lv Independence | 1.45 | 7.15 | 8.40 | 11.35 | 6.45 | 7.61 |
| 279 | Ar KANSAS CITY | 2.10 | 7.45 | 9.00 | 12.15 | 7.20 | 7.69 |
| 279 | Lv KANSAS CITY | 2.25 | | | 12.40 | 8.45 | 7.77 |
| 282 | Lv Kansas City Kan. | 2.30 | | | | 9.00 | 7.85 |
| 296 | Lv Wolcott | | | | 1.05 | | 7.93 |
| 307 | Lv Leavenworth | 3.00 | | | 1.35 | 10.00 | 8.01 |
| 309 | Lv Fort Leavenworth | 3.05 | | | 1.42 | 10.10 | 8.09 |
| 317 | Lv Oak Mills | | | | | | 8.17 |
| 328 | Ar Atchison | 3.25 | | | 2.20 | 10.55 | 8.25 |
| 335 | Lv Shannon | | | | 2.35 | | 8.33 |
| 338 | Lv Lancaster | | | | 2.42 | | 8.41 |
| 344 | Lv Huron | | | | 2.51 | | 8.49 |
| 349 | Lv Everest | | | | 3.01 | | 8.57 |
| 355 | Lv Willis | | | | 3.12 | | 8.65 |
| 359 | Lv Baker | | | | 3.17 | | 8.73 |
| 357 | Lv Hiawatha | | | | 3.45 | | 8.81 |
| 372 | Lv Padonia | 4.06 | | | 3.55 | | 8.89 |
| 376 | Lv Reserve, Kan. | | | | 4.02 | | 8.97 |
| 382 | Lv Falls City, Neb. | | 4.22 | | 4.18 | | 9.05 |
| 392 | Lv Verdon | | | | 4.35 | | 9.13 |
| 398 | Lv Stella | | | | 4.45 | | 9.21 |
| 405 | Lv Howe | | | | 4.55 | | 9.29 |
| 411 | Lv Auburn | 4.50 | | | 5.15 | | 9.37 |
| 420 | Lv Julian | | | | 5.30 | | 9.45 |
| 426 | Lv Paul | | | | 5.40 | | 9.53 |
| 433 | Lv Nebraska City | 5.14 | | | 6.00 | | 9.61 |
| 444 | Ar Union | 5.35 | | | 6.30 | | 9.69 |
| 444 | Lv Union | 5.35 | | | 6.30 | | 9.77 |
| 452 | Lv Murray | | | | 6.41 | | 9.85 |
| 459 | Lv Plattsmouth | 5.52 | | | 6.50 | | 9.93 |
| 468 | Lv Fort Crook | 6.03 | | | 7.08 | | 10.01 |
| 478 | Ar OMAHA (Un. Sta.) | 6.40 | | | 7.45 | | 10.09 |
| 444 | Lv Union | 6.05 | | | 8.55 | | 10.17 |
| 448 | Lv Nehawka | 6.58 | | | 9.05 | | 10.25 |
| 457 | Lv Weeping Water | 6.11 | | | 9.20 | | 10.33 |
| 464 | Lv Wabash | 6.21 | | | 9.33 | | 10.41 |
| 468 | Lv Elmwood | 6.28 | | | 9.40 | | 10.49 |
| 476 | Lv Eagle | 6.38 | | | 9.53 | | 10.57 |
| 483 | Lv Walton | | | | 10.05 | | 10.65 |
| 492 | Ar LINCOLN | 7.20 | | | 10.30 | | 10.73 |

Missouri Pacific Bus Lines Expands South Texas Service




Missouri Pacific Bus Lines' operations in Texas recently were expanded to provide through service between Houston and Brownsville, Texas, via Corpus Christi.

The new service offers seven daily schedules in each direction between Houston and Brownsville; four in each direction between Houston and Corpus Christi and intermediate points; six in each direction between Houston and Brownsville; four in each direction between Alvin and Angleton; four in each direction between Houston, Bay City and Victoria and one in each direction between Bay City and Victoria.


Another service for the convenience of bus patrons living in the Rio Grande Valley recently began with the joint operation of through coaches between Brownsville and other Valley points and San Antonio, Dallas, Fort Worth by the Missouri Pacific Bus Lines and the Greyhound Lines. This new service features a double daily schedule via Corpus Christi and San Antonio.

★—Stops to receive or discharge revenue passengers.
 ■—Stops to receive revenue passengers.

f—Stops on signal.



... from its luxurious streamlined Eagle passenger trains to its fast, dependable diesel powered freight trains, MISSOURI PACIFIC employs every modern means to maintain an enviable record of service and safety, care and courtesy.



... planning on the MO-PAC assures shippers and passengers, alike, the finest facilities for transportation that science and engineering have achieved.



ROUTE OF THE EAGLES



LINCOLN — OMAHA — KANSAS CITY — ST. LOUIS

| Miles | TABLE 5-1-50 | 2 | 606-106-6 Daily | 12 Daily | 14 Daily | 10 Daily | 610-110-20 Daily | |
|-------|----------------------|---|-----------------|----------|----------|----------|------------------|-------|
| 0 | Lv LINCOLN | | 7.20 | | | | 3.30 | |
| 9 | Lv Walton | | f 7.36 | | | | 3.47 | |
| 16 | Lv Eagle | | f 7.46 | | | | 3.56 | |
| 24 | Lv Elmwood | | 7.58 | | | | 4.08 | |
| 28 | Lv Wabash | | f 8.05 | | | | f 4.15 | |
| 35 | Lv Weeping Water | | 8.16 | | | | 4.26 | |
| 44 | Lv Nehawka | | 8.28 | | | | 4.39 | |
| 48 | Ar Union | | 8.40 | | | | 4.50 | |
| | | | 106 | | | | 110 | |
| 0 | Lv OMAHA (Un. Sta.) | | 8.00 | | | | 4.10 | |
| 10 | Lv Fort Crook | | ★8.18 | | | | ★4.31 | |
| 19 | Lv Plattsmouth | | ★8.28 | | | | f 4.43 | |
| 26 | Lv Murray | | | | | | | |
| 34 | Ar Union | | 8.45 | | | | 5.07 | |
| 48 | Lv Union | | 8.45 | | | | 5.07 | |
| 59 | Lv Nebraska City | | 8.59 | | | | 5.28 | |
| 66 | Lv Paul | | | | | | | |
| 72 | Lv Julian | | | | | | | |
| 81 | Lv Auburn | | 9.25 | | | | 5.58 | |
| 87 | Lv Howe | | | | | | | |
| 94 | Lv Stella | | | | | | | |
| 100 | Lv Verdon | | | | | | | |
| 110 | Lv Falls City, Neb. | | 9.56 | | | | 6.39 | |
| 116 | Lv Reserve, Kan. | | | | | | | |
| 120 | Lv Padonia | | | | | | | |
| 125 | Lv Hiawatha | | 10.12 | | | | 7.01 | |
| 133 | Lv Baker | | | | | | | |
| 137 | Lv Willis | | | | | | | |
| 143 | Lv Everest | | | | | | | |
| 148 | Lv Huron | | | | | | | |
| 154 | Lv Lancaster | | | | | | | |
| 157 | Lv Shannon | | | | | | | |
| 164 | Lv Atchison | | 10.55 | | | | 7.55 | |
| 175 | Lv Oak Mills | | | | | | | |
| 183 | Lv Fort Leavenworth | | 11.14 | | | | 8.15 | |
| 185 | Lv Leavenworth | | 11.19 | | | | 8.25 | 6.30 |
| 196 | Lv Wolcott | | | | | | | |
| 210 | Lv Kansas City, Kan. | | ★11.51 | | | | ★9.10 | 7.30 |
| 213 | Ar KANSAS CITY | | 11.59 | | | | 9.20 | 7.50 |
| | | | 6 | 12 | 14 | 10 | 20 | 210 |
| 213 | Lv KANSAS CITY | | 12.20 | 7.01 | 4.00 | 11.30 | 1.45 | 11.50 |
| 222 | Lv Independence | | ★12.36 | ★7.16 | ★4.18 | 11.50 | ★2.05 | 12.16 |
| 236 | Lv Lee's Summit | | ★12.51 | | | 12.07 | | 12.36 |
| 241 | Lv Greenwood | | | | | | | 12.43 |
| 246 | Ar Pleasant Hill | | ★1.02 | | ★4.45 | 12.20 | 2.45 | 1.00 |
| 246 | Lv | | ★1.02 | | ★4.45 | 12.20 | 2.45 | |
| 253 | Lv Strasburg | | | | | | | |
| 263 | Lv Holden | | | | | 12.42 | | |
| 271 | Lv Centerview | | | | | | | |
| 274 | Lv Wartensburg | | 1.36 | ★8.08 | 5.18 | 1.05 | ★3.24 | |
| 284 | Lv Montserrat | | | | | | | |
| 288 | Lv Knobster | | | | | | | |
| 295 | Lv Lamonte | | | | | | | |
| 300 | Lv Dresden | | | | | | | |
| 307 | Lv Sedalia | | 2.10 | 8.38 | 5.55 | 1.50 | 4.00 | |
| 320 | Lv Otterville | | | | | | | |
| 328 | Lv Syracuse | | | | | | | |
| 333 | Lv Tipton | | | | | 2.25 | | |
| 339 | Lv Clarksburg | | | | | | | |
| 345 | Lv California | | ★2.49 | ★9.16 | | 2.45 | ★4.42 | |
| 355 | Lv Centertown | | | | | | | |
| 370 | Ar Jefferson City | | 3.15 | 9.41 | 7.10 | 3.30 | 5.15 | |
| 370 | Lv Jefferson City | | 3.20 | 9.45 | 7.15 | 3.40 | 5.25 | |
| 378 | Lv Osage | | | | | f 3.52 | | |
| 383 | Lv Bonnot's Mill | | | | | 4.00 | | |
| 390 | Lv St. Aubert | | | | | | | |
| 395 | Lv Chamois | | | | | 4.20 | | |
| 403 | Lv Morrison | | | | | 4.35 | | |
| 407 | Lv Gasconade | | | | | 4.42 | | |
| 415 | Lv Hermann | | | | | 4.55 | | |
| 421 | Lv Berger | | | | | 8.07 | | |
| 428 | Lv New Haven | | | | | 8.25 | | |
| 441 | Lv Washington | | | | | 8.40 | | |
| 453 | Lv Gray Summit | | 4.28 | | | 5.50 | 6.50 | |
| 458 | Lv Pacific | | | | | | | |
| 462 | Lv Allenton | | | | | | | |
| 465 | Lv Eureka | | | | | | | |
| 469 | Lv Jedburg | | | | | | | |
| 474 | Lv Valley Park | | | | | | | |
| 479 | Lv Kirkwood | | | | | 6.45 | 7.30 | |
| 482 | Ar Webster Groves | | | | | 6.50 | | |
| 485 | Ar Maplewood | | | | | 7.00 | 7.39 | |
| 489 | Ar Tower Grove | | 5.23 | 11.44 | 9.47 | 7.11 | 7.45 | 6.39 |
| 492 | Ar ST. LOUIS | | 5.40 | 12.01 | 10.05 | 7.28 | 8.05 | 6.57 |

★—Stops to receive or discharge revenue passengers.
●—Stops to discharge revenue passengers.

f—Stops on signal.

St. Louis

ST. LOUIS — KANSAS CITY — COLORADO — UTAH — CALIFORNIA

CALIFORNIA — UTAH — COLORADO — KANSAS CITY — ST. LOUIS

| Miles | TABLE 3 5-1-50 | 15 Daily | 11 Daily | Bus Daily |
|-------|--|----------|----------|-----------|
| 0 | Lv ST. LOUIS | 1.50 | 4.00 | |
| 3 | Lv Tower Grove | 2.00 | 4.07 | |
| 10 | Lv Webster Groves | | 4.15 | |
| 13 | Lv Kirkwood | 2.12 | 4.20 | |
| 51 | Lv Washington | 2.50 | | |
| 122 | Lv Jefferson City | 4.10 | | |
| 147 | Lv California | | 5.54 | |
| 185 | Lv Sedalia | 5.28 | 7.18 | |
| 215 | Lv Warrensburg | 6.08 | 7.47 | |
| 246 | Lv Pleasant Hill | 6.50 | 7.46 | |
| 270 | Lv Independence | 7.15 | 7.46 | |
| 279 | Ar KANSAS CITY | 7.45 | 9.00 | |
| 279 | Lv KANSAS CITY | 8.30 | 9.10 | 8.05 |
| 331 | Lv Paola (M. P. Sta.) | 9.55 | | 9.50 |
| 331 | Lv Paola (Fsc. Sta.) | | 10.01 | |
| 338 | Ar Osawatomie | 10.25 | 10.13 | |
| 338 | Lv Osawatomie | 10.25 | 10.13 | |
| 359 | Lv Ottawa | 10.53 | 10.38 | 10.35 |
| 391 | Lv Osage City | 11.41 | | 11.40 |
| 411 | Lv Allen | 12.06 | 12.20 | 12.20 |
| 429 | Lv Council Grove | 12.31 | 11.48 | 1.10 |
| 441 | Lv Wilsey | 12.47 | | 1.50 |
| 456 | Lv Herington | 1.03 | 12.14 | 2.05 |
| 464 | Lv Hope | 1.18 | | |
| 476 | Lv Carlton | 1.32 | | |
| 483 | Ar Gypsum | 1.42 | | 2.40 |
| 483 | Lv Gypsum | 1.42 | | 2.40 |
| 500 | Ar SALINA | 2.20 | | 3.10 |
| 500 | Lv SALINA | 2.20 | | 3.10 |
| 509 | Lv Smolan | 2.35 | | 10.55 |
| 516 | Lv Falun | 2.45 | | |
| 525 | Ar Marquette | 3.00 | | |
| 483 | Lv Gypsum | | 12.57 | 11.20 |
| 501 | Lv Lindsborg | | | 11.38 |
| 510 | Ar Marquette | 3.00 | | 11.38 |
| 510 | Lv Marquette | | | |
| 518 | Lv Langley | | 1.32 | 12.15 |
| 529 | Ar Geneseo | 3.45 | 1.32 | 12.15 |
| 529 | Lv Geneseo | 3.45 | 1.32 | 12.15 |
| 542 | Lv Bushton | 4.12 | | 12.40 |
| 550 | Lv Claflin | 4.25 | | 12.52 |
| 563 | Ar Hoisington (CT) | | 2.07 | 1.10 |
| 563 | Lv Hoisington (CT) | | 1.15 | 1.30 |
| 595 | Lv La Crosse | | 2.25 | 2.25 |
| 610 | Lv McCracken | | 2.55 | 3.20 |
| 621 | Lv Brownell | | 3.37 | 4.05 |
| 632 | Lv Ransom | | 4.05 | 4.35 |
| 645 | Lv Utica | | 4.35 | 4.50 |
| 660 | Lv Shields | | 5.30 | 6.00 |
| 668 | Lv Healy | | 6.00 | 6.40 |
| 687 | Ar Scott City | | 3.07 | 3.32 |
| 687 | Lv Scott City | | 3.07 | 3.32 |
| 712 | Lv Leoti | | | 3.57 |
| 734 | Lv Tribune | | | |
| 736 | Lv Horace, Kan. | | | |
| 751 | Lv Townner, Colo. | | | |
| 763 | Lv Sheridan Lake | | | |
| 771 | Lv Brandon | | | |
| 777 | Lv Chivington | | | |
| 791 | Lv Eads | | 4.46 | |
| 811 | Lv Haswell | | | |
| 826 | Lv Arlington | | 5.35 | 10.08 |
| 846 | Lv Sugar City | | 5.43 | 10.15 |
| 851 | Lv Ordway | | | 10.28 |
| 857 | Lv Crowley | | | 10.37 |
| 862 | Lv Olney Springs | | | 11.09 |
| 881 | Lv Boone | | | |
| 902 | Ar PUEBLO | | | 6.45 |
| 902 | Lv PUEBLO | | | 6.50 |
| 946 | Ar Colorado Springs (A.T. & S.F. Sta.) | | | 7.46 |
| 1021 | Ar DENVER | | | 9.35 |
| 902 | Lv PUEBLO | 12.10 | | |
| 947 | Ar Royal Gorge | 1.33 | | |
| 1143 | Ar Glenwood Springs | 8.27 | | |
| 1528 | Lv Salt Lake City (MT) | 8.15 | | |
| 1528 | Lv Salt Lake City (MT) | 8.15 | | |
| 2317 | Ar Sacramento (PT) | 12.28 | | |
| 2362 | Lv Stockton | 12.28 | | |
| 2448 | Lv Oakland | 4.00 | | |
| 2455 | Ar SAN FRANCISCO | 4.50 | | |

| Miles | TABLE 4 5-1-50 | 16-6 Daily | 12 Daily | Bus Daily |
|-------|--------------------------------------|------------|----------|-----------|
| 0 | Lv SAN FRANCISCO | | 9.00 | |
| 7 | Lv Oakland | | 9.44 | |
| 93 | Lv Stockton | | 11.53 | |
| 138 | Lv Sacramento (PT) | | 12.50 | |
| 927 | Ar Salt Lake City (MT) | | 5.20 | |
| 927 | Lv Salt Lake City (MT) | | 5.30 | |
| 1312 | Lv Glenwood Springs | | 4.10 | |
| 1508 | Lv Royal Gorge | | 10.36 | |
| 1553 | Ar PUEBLO | | 12.05 | |
| 0 | Lv DENVER | | 4.00 | |
| 75 | Lv Colorado Springs (D.&R.G.W. STA.) | | 5.48 | |
| 119 | Ar PUEBLO | | 6.45 | |
| 1553 | Lv PUEBLO | | 6.50 | 1.55 |
| 1574 | Lv Boone | | | 2.48 |
| 1593 | Lv Olney Springs | | | 3.20 |
| 1598 | Lv Crowley | | | 3.30 |
| 1604 | Lv Ordway | | | 3.40 |
| 1609 | Lv Sugar City | | 7.35 | 5.2 |
| 1629 | Lv Arlington | | 7.41 | 4.16 |
| 1634 | Lv Haswell | | | 4.35 |
| 1654 | Lv Eads | | | 4.35 |
| 1678 | Lv Chivington | | | 5.10 |
| 1684 | Lv Brandon | | | 5.32 |
| 1692 | Lv Sheridan Lake | | | 5.39 |
| 1704 | Lv Townner, Colo. | | | 6.06 |
| 1719 | Lv Horace, Kan. | | | 6.30 |
| 1721 | Lv Tribune | | | 6.40 |
| 1743 | Lv Leoti | | | 9.46 |
| 1768 | Ar Scott City | | | 10.11 |
| 1768 | Lv Scott City | | | 10.11 |
| 1787 | Lv Healy | | | 8.40 |
| 1795 | Lv Shields | | | 8.55 |
| 1810 | Lv Utica | | | 9.24 |
| 1823 | Lv Ransom | | | 9.48 |
| 1834 | Lv Brownell | | | 10.05 |
| 1845 | Lv McCracken | | | 10.30 |
| 1860 | Lv La Crosse | | | 11.00 |
| 1892 | Ar Hoisington (MT) | | 11.30 | 11.45 |
| 1892 | Lv Hoisington (CT) | | 12.02 | 1.10 |
| 1905 | Lv Claflin | 11.40 | 1.12 | 1.29 |
| 1913 | Lv Bushton | 11.57 | | 1.45 |
| 1926 | Ar Geneseo | 12.06 | | 2.10 |
| 1926 | Lv Geneseo | 12.30 | 1.51 | 2.10 |
| 1937 | Lv Langley | 12.30 | 1.51 | 2.10 |
| 1945 | Ar Marquette | | | 2.47 |
| 1945 | Lv Marquette | 12.52 | | 2.47 |
| 1954 | Lv Lindsborg | | | 2.21 |
| 1972 | Ar Gypsum | | | 3.05 |
| 1930 | Lv Marquette | | | 12.52 |
| 1939 | Lv Falun | | | 1.05 |
| 1946 | Lv Smolan | | | 1.14 |
| 1955 | Ar SALINA | | | 1.45 |
| 1955 | Lv SALINA | | | 1.45 |
| 1972 | Ar Gypsum | | | 2.23 |
| 1972 | Lv Gypsum | | | 2.23 |
| 1979 | Lv Carlton | | | 2.35 |
| 1991 | Lv Hope | | | 3.00 |
| 1999 | Lv Herington | | | 3.25 |
| 2014 | Lv Wilsey | | | 3.46 |
| 2026 | Lv Council Grove | | | |
| 2044 | Lv Allen | | | 4.36 |
| 2064 | Lv Osage City | | | 5.23 |
| 2096 | Lv Ottawa | | | 5.23 |
| 2111 | Ar | | | 6.10 |
| 2117 | Lv Osawatomie | | | 5.25 |
| 2124 | Lv Paola (Fsc. Sta.) | | | 6.20 |
| 2124 | Lv Paola (M. P. Sta.) | | | 8.10 |
| 2176 | Ar KANSAS CITY | | | 7.01 |
| 2176 | Lv KANSAS CITY | | | 7.01 |
| 2185 | Lv Independence | | | 12.36 |
| 2209 | Lv Pleasant Hill | | | 1.02 |
| 2240 | Lv Warrensburg | | | 1.36 |
| 2270 | Lv Sedalia | | | 2.10 |
| 2308 | Lv California | | | 2.49 |
| 2333 | Lv Jefferson City | | | 3.20 |
| 2404 | Lv Washington | | | 4.28 |
| 2442 | Lv Kirkwood | | | 5.10 |
| 2445 | Lv Webster Groves | | | 5.10 |
| 2452 | Lv Tower Grove | | | 5.23 |
| 2455 | Ar ST. LOUIS | | | 5.40 |

EVERY DAY IS A HOLIDAY IN HOT SPRINGS NATIONAL PARK

COMBINE a setting of pleasing scenic beauty with a climate delightfully mild in every season. Add to these an abundance and variety of recreation and entertainment, with comfortable living accommodations planned and priced to suit every taste and purse. Hot Springs offers all of these and something more—the marvelous healing waters of its famous thermal springs, readily available, under federal government supervision, to every visitor.

These are the reasons for the universal appeal of this popular Arkansas playground resort where it's vacation time the year around. Ask any Missouri Pacific passenger representative to help you plan a trip to Hot Springs, or write for complete information—to R. J. McDERMOTT, General Passenger Traffic Manager, 1601 Missouri Pacific Building, St. Louis 3, Mo.

★ Stops to receive or discharge revenue passengers.
 ■ Stops to receive revenue passengers.

f—Stops on signal.
 ●—Stops to discharge revenue passengers.

Texas SAYS



"COME AND GET IT!"

IN THE TEXAS dude ranch country, "Come and get it" means it's meal-time—a welcome invitation to vacationers with appetites whetted by rugged recreation out of doors.

But camping out on trail trips is only one of the thrills to enjoy if you select a dude ranch vacation in the hill country around San Antonio—while dude ranching is but one of many varied vacation pleasures that Texas offers to fall and winter holiday seekers.

San Antonio itself is an ideal vacation center, famed for its historic shrines, delightful climate and abundant recreation and entertainment facilities.

Down along the Gulf Coast, Houston, Galveston and Corpus Christi are the popular headquarters for an army of vacationists who visit Texas' "Riviera" to enjoy their favorite outdoor pastimes ashore or afloat, or just to rest and relax in the sunshine and Gulf breezes.

Farther down, at the southernmost tip of Texas, is the golden Rio Grande Valley, a semi-tropical winter playground with Old Mexico as an added attraction just across the Rio Grande.

Why not take up Texas on the invitation to "Come and get it"? You can reach any of these popular vacation playgrounds quickly and conveniently via the Route of The Eagles.

For complete information, see or phone the nearest Missouri Pacific representative—or write to

R. J. McDERMOTT
General Passenger Traffic Manager
1601 Missouri Pacific Building
St. Louis 3, Mo.

TABLE 5-1-50

5

ST. LOUIS — JOPLIN — FORT SCOTT — WICHITA

| Miles | | 19-419 Daily | 19-221 Daily | Miles | | 420-20 Daily | 232-14 Daily |
|--|--------------------------|--------------|--------------|--|--------------------------|--------------|--------------|
| 0 | Lv ST. LOUIS | 6.00 | 6.00 | 0 | Lv WICHITA | 7.45 | |
| For time at intermediate points, see Table No. | | | | 11 | Lv Greenwich | f 8.04 | |
| 246 | Lv Pleasant Hill | 11.10 | 11.10 | 16 | Lv Benton | f 8.10 | |
| 246 | Lv Pleasant Hill | 11.40 | 1.20 | 22 | Lv Towanda | f 8.17 | |
| 256 | Lv Harrisonville | 11.57 | 1.38 | 25 | Lv Midian | f 8.21 | |
| 269 | Lv Archie | | f 1.58 | 31 | Lv Eldorado | f 8.31 | |
| 275 | Lv Adrian | ★12.26 | f 2.08 | 38 | Lv Pontiac | | |
| 284 | Lv Butler | 12.38 | 2.20 | 43 | Lv Rosalia | f 8.45 | |
| 296 | Lv Rich Hill | 1.06 | 2.50 | 54 | Lv Reece | f 9.02 | |
| 296 | Lv Rich Hill | | 2.50 | 64 | Lv Eureka | f 9.34 | |
| 304 | Lv Horton | | f 3.04 | 77 | Lv Neal | f 9.45 | |
| 314 | Lv Nevada | | f 3.45 | 85 | Lv Toronto | | |
| 321 | Lv Milo | | f 3.55 | 90 | Lv Batesville | | |
| 328 | Lv Sheldon | | f 4.06 | 98 | Lv Yates Center | | 10.02 |
| 333 | Lv Irwin | | f 4.13 | 101 | Lv Durand | | 10.25 |
| 339 | Lv Lamar | | f 4.25 | 101 | Lv Piqua | | 10.25 |
| 350 | Lv Jasper | | f 4.43 | 110 | Lv Piqua | ★10.35 | |
| 361 | Lv Carthage | | f 4.45 | 117 | Lv Iola | 10.50 | |
| 361 | Lv Carthage | | ▲ 5.27 | 123 | Lv La Harpe | ★10.67 | |
| 372 | Lv Webb City-Carterville | | ▲ 5.45 | 130 | Lv Moran | ★11.06 | |
| 379 | Lv JOPLIN | | ▲ 5.55 | 135 | Lv Bronson | ★11.14 | |
| 296 | Lv Rich Hill | 1.06 | | 143 | Lv Uniontown | ★11.24 | |
| 305 | Lv Metz | 1.17 | | 148 | Lv Redfield | ★11.32 | |
| 314 | Lv Richards, Mo. | 1.27 | | 158 | Lv Ft. Scott, Kan. | 11.58 | |
| 323 | Lv Ft. Scott, Kan. | 1.40 | | 158 | Lv Ft. Scott, Kan. | 12.10 | |
| 323 | Lv Ft. Scott, Kan. | 1.50 | | 167 | Lv Richards, Mo. | 12.25 | |
| 333 | Lv Redfield | 2.06 | | 176 | Lv Metz | 12.38 | |
| 338 | Lv Uniontown | 2.14 | | 185 | Lv Rich Hill | 12.50 | |
| 346 | Lv Bronson | 2.25 | | 0 | Lv JOPLIN | | ▲12.30 |
| 351 | Lv Moran | 2.34 | | 7 | Lv Webb City-Carterville | | ▲12.55 |
| 358 | Lv La Harpe | 2.46 | | 16 | Lv Carthage | | ▲ 1.08 |
| 371 | Lv Piqua | 3.05 | | 16 | Lv Jasper | | 1.20 |
| 380 | Lv Durand | 3.17 | | 27 | Lv Jasper | | 1.36 |
| 380 | Lv Durand | 4.01 | | 38 | Lv Lamar | | 1.54 |
| 383 | Lv Yates Center | 4.10 | | 44 | Lv Irwin | | f 2.03 |
| 391 | Lv Batesville | f 4.20 | | 49 | Lv Sheldon | | 2.09 |
| 396 | Lv Toronto | 4.29 | | 56 | Lv Milo | | f 2.19 |
| 404 | Lv Neal | 4.40 | | 63 | Lv Nevada | | 2.40 |
| 417 | Lv Eureka | 5.03 | | 73 | Lv Horton | | f 2.51 |
| 427 | Lv Reece | 5.16 | | 81 | Lv Rich Hill | | 3.00 |
| 438 | Lv Rosalia | 5.38 | | 185 | Lv Rich Hill | 12.50 | 3.00 |
| 443 | Lv Pontiac | f 5.45 | | 197 | Lv Butler | 1.19 | 3.26 |
| 450 | Lv Eldorado | 6.08 | | 206 | Lv Adrian | ★ 1.30 | 3.44 |
| 456 | Lv Midian | f 6.19 | | 212 | Lv Archie | ★ 1.39 | 3.54 |
| 459 | Lv Towanda | 6.26 | | 225 | Lv Harrisonville | 1.58 | 4.15 |
| 465 | Lv Benton | 6.36 | | 235 | Lv Pleasant Hill | 2.25 | 4.35 |
| 470 | Lv Greenwich | 6.46 | | 235 | Lv Pleasant Hill | 2.45 | ★ 4.45 |
| 481 | Lv WICHITA | 7.15 | | For time at intermediate points, see Table No. | | 8.05 | 10.05 |

TABLE 6-12-49

6

WICHITA — COLORADO — UTAH — CALIFORNIA

| Miles | | 411-11 Daily | Miles | | 12-412 Daily |
|-------|-------------------------|--------------|-------|-------------------------|--------------|
| 0 | Lv WICHITA | 9.30 | 0 | Via Western Pacific Ry. | |
| 10 | Lv Maize | f 9.48 | 7 | Lv SAN FRANCISCO | 9.00 |
| 14 | Lv Colwich | f 9.53 | 7 | Lv Oakland | 9.44 |
| 19 | Lv Andale | 10.01 | 93 | Lv Stockton | 11.53 |
| 25 | Lv Mt. Hope | 10.11 | 138 | Lv Sacramento (PT) | 12.50 |
| 32 | Lv Haven | 10.21 | 927 | Lv SALT LAKE CITY (MT) | 5.20 |
| 37 | Lv Yoder | 10.30 | | Via D. & R. G. W. R. R. | |
| 48 | Lv HUTCHINSON | 11.05 | 927 | Lv SALT LAKE CITY (MT) | 5.30 |
| 58 | Lv Nickerson | f 11.21 | 1312 | Lv Glenwood Springs | 4.10 |
| 66 | Lv Sterling | 11.32 | 1508 | Lv Royal Gorge | 10.36 |
| 75 | Lv Lyons | 11.46 | 1553 | Lv PUEBLO | 12.05 |
| 88 | Lv Geneseo | 12.15 | 0 | Lv DENVER | 4.00 |
| 88 | Lv Geneseo | 1.32 | 75 | Lv COLORADO SPRINGS | 5.48 |
| 122 | Lv Hoisington (CT) | 2.07 | | (D. & R. G. W. Station) | |
| 122 | Lv Hoisington (MT) | 1.15 | 119 | Lv PUEBLO | 6.45 |
| 461 | Lv PUEBLO | 6.45 | 1553 | Lv PUEBLO (Mo. Pac.) | 6.50 |
| 461 | Lv PUEBLO | 6.50 | 1892 | Lv Hoisington (MT) | 12.02 |
| 505 | Lv COLORADO SPRINGS | 7.46 | 1892 | Lv Hoisington (CT) | 1.12 |
| | (A. T. & S. F. Station) | | 1926 | Lv Geneseo | 1.51 |
| 580 | Lv DENVER | 9.35 | 1926 | Lv Geneseo | 4.00 |
| 461 | Lv PUEBLO (Via DRGW) | 12.10 | 1939 | Lv Lyons | 4.27 |
| 506 | Lv Royal Gorge | 1.33 | 1948 | Lv Sterling | 4.42 |
| 702 | Lv Glenwood Springs | 8.27 | 1956 | Lv Nickerson | 4.55 |
| 1087 | Lv SALT LAKE CITY (MT) | 8.15 | 1966 | Lv HUTCHINSON | 5.25 |
| | Via Western Pacific Ry. | | 1977 | Lv Yoder | 5.40 |
| 1087 | Lv SALT LAKE CITY (MT) | 10.40 | 1982 | Lv Haven | 5.52 |
| 1876 | Lv Sacramento (PT) | 12.28 | 1989 | Lv Mt. Hope | 6.04 |
| 1921 | Lv Stockton | 1.34 | 1995 | Lv Andale | 6.15 |
| 2007 | Lv Oakland | 4.00 | 2000 | Lv Colwich | 6.25 |
| 2014 | Lv SAN FRANCISCO | 4.50 | 2004 | Lv Maize | 6.35 |
| | | | 2014 | Lv WICHITA | 7.00 |

f—Stops on signal. ★—Stops to receive or discharge revenue passengers.
▲—Via Bus—Rail tickets honored.

TABLE
5-1-50**7****JEFFERSON CITY — NAPTON**

| Miles | | 95 Freight Daily Ex. Sun. | Miles | | 94 Freight Daily Ex. Sun. |
|-------|------------------------|------------------------------------|-------|------------------------|------------------------------------|
| 0 | Lv Jefferson City..... | 5.00 | 0 | Lv Napton..... | 10.00 |
| 13 | Lv Marion..... | f 5.20 | 5 | Lv Nelson..... | f10.10 |
| 18 | Lv Sandy Hook..... | f 5.30 | 8 | Lv Blackwater..... | 10.40 |
| 25 | Lv Lupus..... | 5.40 | 24 | Lv Boonville..... | 11.45 |
| 31 | Lv Woolridge..... | 5.50 | 30 | Lv Merna..... | |
| 35 | Lv Overton..... | f 5.57 | 34 | Lv Overton..... | f12.15 |
| 39 | Lv Merna..... | | 38 | Lv Woolridge..... | f12.25 |
| 45 | Lv Boonville..... | 6.45 | 44 | Lv Lupus..... | f12.35 |
| 61 | Lv Blackwater..... | 8.15 | 51 | Lv Sandy Hook..... | f12.50 |
| 64 | Lv Nelson..... | f 8.25 | 56 | Lv Marion..... | f 1.00 |
| 69 | Lv Napton..... | 8.40 | 69 | Ar Jefferson City..... | 1.45 |

TABLE
6-20-50**8****MARSHALL — LEXINGTON — KANSAS CITY**

Via Missouri Pacific Bus Lines

Rail Tickets Honored — Remains Cannot Be Handled

| | Bus Daily Ex. Sun. & Holi- days | Bus Daily | | Bus Daily Ex. Sun. & Holi- days | Bus Daily |
|----------------------|---|--------------|----------------------|---|--------------|
| Lv Marshall..... | | 8.30 | Lv Kansas City..... | 5.00 | 5.30 |
| Lv Lexington..... | 6.20 | 9.35 | Lv Independence..... | 5.30 | 6.00 |
| Lv Wellington..... | 6.32 | 9.47 | Lv Buckner..... | 5.50 | 6.20 |
| Lv Napoleon..... | 6.38 | 9.55 | Lv Levasy..... | 5.56 | 6.26 |
| Lv Levasy..... | 6.44 | 9.59 | Lv Napoleon..... | 6.02 | 6.32 |
| Lv Buckner..... | 6.50 | 10.05 | Lv Wellington..... | 6.08 | 6.38 |
| Lv Independence..... | 7.10 | 10.25 | Lv Lexington..... | 6.20 | 6.50 |
| Ar Kansas City..... | 7.45 | 10.55 | Ar Marshall..... | | 8.00 |

TABLE
2-20-50**9****JEFFERSON CITY — BAGNELL DAM — SPRINGFIELD**

Via Missouri Pacific Bus Lines

Remains Cannot Be Handled

| | Bus Daily | Bus Daily | | Bus Daily | Bus Daily |
|------------------------|--------------|--------------|------------------------|--------------|--------------|
| Lv JEFFERSON CITY..... | 1.10 | 6.15 | Lv SPRINGFIELD..... | 7.00 | 3.20 |
| Lv Eldon..... | 1.55 | 7.00 | Lv Lebanon..... | 8.30 | 4.55 |
| Lv Bagnell Dam..... | 2.15 | 7.25 | Lv Camdenton..... | 9.10 | 5.30 |
| Lv Linn Creek..... | 2.41 | 7.51 | Lv Linn Creek..... | 9.16 | 5.36 |
| Lv Camdenton..... | 2.47 | 8.00 | Lv Bagnell Dam..... | 9.45 | 6.05 |
| Ar Lebanon..... | 3.25 | 8.40 | Lv Eldon..... | 10.05 | 6.25 |
| Ar SPRINGFIELD..... | 4.58 | 10.15 | Ar JEFFERSON CITY..... | 10.55 | 7.15 |

TABLE
2-8-50**10****ST. JOSEPH — ATCHISON**

Via Missouri Pacific Bus Lines

Rail Tickets Honored — Remains Cannot Be Handled

| | Bus Daily | Bus Daily | Bus Daily | | Bus Daily | Bus Daily | Bus Daily |
|--------------------|--------------|--------------|--------------|--------------------|--------------|--------------|--------------|
| Lv ST. JOSEPH..... | 9.45 | 2.00 | 4.55 | Lv ATCHISON..... | 11.00 | 4.00 | 7.00 |
| Ar ATCHISON..... | 10.30 | 2.40 | 6.35 | Ar ST. JOSEPH..... | 11.45 | 4.45 | 7.45 |

TABLE
6-12-50**11****CAIRO AND POPLAR BLUFF**

Via Missouri Pacific Bus Lines

Rail Tickets Honored — Remains Cannot Be Handled

| | Bus Daily | Bus Daily | Bus Daily | | Bus Daily | Bus Daily | Bus Daily |
|----------------------|--------------|--------------|--------------|----------------------|--------------|--------------|--------------|
| Lv CAIRO..... | 7.00 | 10.15 | 4.30 | Lv Poplar Bluff..... | 7.00 | 11.00 | 4.00 |
| Ar Charleston..... | 7.40 | 10.55 | 5.10 | Lv Fisk..... | 7.16 | 11.16 | 4.16 |
| Lv Charleston..... | 7.40 | 10.55 | 5.10 | Lv Dexter..... | 7.45 | 11.45 | 4.45 |
| Lv Bertrand..... | 7.55 | 11.10 | 5.25 | Lv Essex..... | 8.05 | 12.05 | 5.05 |
| Lv Sikeston..... | 8.15 | 11.30 | 5.50 | Lv Gray Ridge..... | 8.13 | 12.13 | 5.13 |
| Lv Morehouse..... | 8.25 | 11.40 | 6.00 | Lv Morehouse..... | 8.20 | 12.20 | 5.20 |
| Lv Gray Ridge..... | 8.33 | 11.48 | 6.08 | Lv Sikeston..... | 8.40 | 12.40 | 5.40 |
| Lv Essex..... | 8.41 | 11.56 | 6.16 | Lv Bertrand..... | 8.54 | 12.54 | 5.54 |
| Lv Dexter..... | 9.00 | 12.15 | 6.35 | Ar Charleston..... | 9.10 | 1.10 | 6.10 |
| Lv Fisk..... | 9.29 | 12.44 | 7.04 | Lv Charleston..... | 9.10 | 1.10 | 6.10 |
| Ar Poplar Bluff..... | 9.50 | 1.05 | 7.25 | Ar CAIRO..... | 9.50 | 1.50 | 6.45 |

Light figures indicate A. M.

25

See More of MEXICO

Cruise by rail to this fascinating, foreign vacationland. Enjoy a gorgeous panorama of snow-capped peaks, sombre desert, tropic valleys, beautiful cities, quaint native villages. They are all part of Mexico and you see them all at close range — traveling by train.




Ride the Route of The EAGLES

The streamlined TEXAS EAGLE from St. Louis or Memphis to San Antonio (through sleepers from New York to San Antonio). Make a cross-the-platform change at San Antonio to The AZTEC EAGLE providing through reserved-seat coach and sleeping car service to Mexico City. For complete information about Mexican travel, see or phone any Missouri Pacific passenger representative.

Spanish Mexico

Indian Mexico

Modern Mexico



26

Black figures indicate P. M.

TABLE
5-1-50

12

ST. LOUIS — KANSAS CITY — ATCHISON —
DOWNS

| Miles | | 19-119-519 Daily | Miles | | 510-110-10 Daily |
|-------|----------------------|------------------|-------|----------------------|------------------|
| 0 | Lv ST. LOUIS | 5 00 | 0 | Lv Downs | 12 45 |
| 279 | Ar KANSAS CITY | 12 15 | 6 | Lv Cawker City | 12 55 |
| 0 | Lv KANSAS CITY | 12 40 | 13 | Lv Glen Elder | 1 07 |
| 3 | Lv Kansas City, Kan. | 1 25 | 20 | Lv Solomon Rapids | 1 15 |
| 28 | Lv Leavenworth | 1 35 | 25 | Lv Beloit | 1 30 |
| 30 | Lv Ft. Leavenworth | 1 42 | 36 | Lv Scottsville | 1 47 |
| 49 | Ar Atchison | 2 20 | 43 | Lv Jamestown | 1 59 |
| 49 | Ar Atchison | 2 45 | 49 | Lv Yuma | f 2 09 |
| 61 | Lv Farmington | f 3 12 | 54 | Ar Concordia | 2 20 |
| 66 | Lv Effingham | 3 22 | 54 | Lv Ames | 2 30 |
| 73 | Lv Muscotah | 3 35 | 65 | Lv Clyde | 2 50 |
| 80 | Lv Whiting | 3 46 | 68 | Lv Clifton | 2 55 |
| 85 | Lv Netawaka | 4 00 | 75 | Lv Palmer | 3 05 |
| 91 | Lv Wetmore | 4 14 | 84 | Lv Linn | 3 20 |
| 98 | Lv Goff | 4 25 | 88 | Lv Linn | 3 30 |
| 104 | Lv Corning | 4 39 | 95 | Lv Greenleaf | 3 45 |
| 111 | Lv Centralia | 4 55 | 101 | Lv Barnes | 3 56 |
| 119 | Lv Vermillion | 5 07 | 108 | Lv Waterville | 4 10 |
| 122 | Lv Veits | 5 12 | 113 | Lv Blue Rapids | 4 18 |
| 127 | Lv Frankfort | 5 33 | 117 | Lv Irving | 4 25 |
| 134 | Lv Bigelow | 5 46 | 123 | Lv Bigelow | 4 39 |
| 140 | Lv Irving | 6 00 | 130 | Lv Frankfort | 4 55 |
| 144 | Lv Blue Rapids | 6 08 | 135 | Lv Veits | 5 04 |
| 149 | Lv Waterville | 6 16 | 138 | Lv Vermillion | 5 12 |
| 156 | Lv Barnes | 6 28 | 146 | Lv Centralia | 5 25 |
| 162 | Lv Greenleaf | 6 41 | 153 | Lv Corning | 5 40 |
| 169 | Lv Linn | 6 52 | 159 | Lv Goff | 5 50 |
| 173 | Lv Palmer | 7 01 | 166 | Lv Wetmore | 6 03 |
| 182 | Lv Clifton | 7 15 | 172 | Lv Netawaka | 6 15 |
| 189 | Lv Clyde | 7 29 | 184 | Lv Whiting | 6 22 |
| 192 | Lv Ames | 7 35 | 184 | Lv Muscotah | 6 36 |
| 203 | Ar Concordia | 8 00 | 191 | Lv Effingham | 6 50 |
| 203 | Lv Concordia | 8 25 | 196 | Lv Farmington | f 6 56 |
| 208 | Lv Yuma | f 8 34 | 208 | Ar Atchison | 7 30 |
| 214 | Lv Jamestown | 8 43 | 208 | Ar Atchison | 7 50 |
| 221 | Lv Scottsville | 8 55 | 227 | Lv Ft. Leavenworth | 8 15 |
| 232 | Lv Beloit | 9 20 | 229 | Lv Leavenworth | 8 15 |
| 237 | Lv Solomon Rapids | 9 28 | 254 | Lv Kansas City, Kan. | * 9 10 |
| 244 | Lv Glen Elder | 9 38 | 257 | Ar KANSAS CITY | 9 20 |
| 251 | Lv Cawker City | 9 48 | 257 | Lv KANSAS CITY | 1 45 |
| 257 | Ar Downs | 10 05 | 536 | Ar ST. LOUIS | 8 05 |

TABLE
7-31-49

13

COFFEYVILLE — DEXTER — ARKANSAS CITY

| Miles | | 718-719 Daily | | | 720-717 Daily |
|-------|------------------------|---------------|----|------------------------|---------------|
| 0 | Lv COFFEYVILLE | 7 30 | 0 | Lv Arkansas City, Kan. | 1 30 |
| 5 | Lv Dearing | 7 40 | 9 | Lv Silverdale | 1 49 |
| 12 | Lv Tyro | 7 53 | 25 | Lv Dexter | 2 20 |
| 19 | Lv Caney | 8 05 | 32 | Lv Hooser | f 2 35 |
| 24 | Lv Niotaze | 8 15 | 46 | Lv Cedar Vale | 2 55 |
| 30 | Lv Peru | 8 25 | 50 | Lv Wauneta | f 3 11 |
| 36 | Lv Sedan | 8 37 | 63 | Lv Sedan | 3 42 |
| 49 | Lv Wauneta | 9 04 | 69 | Lv Peru | 3 52 |
| 58 | Lv Cedar Vale | f 9 23 | 75 | Lv Niotaze | 4 02 |
| 67 | Lv Hooser | f 9 45 | 80 | Lv Caney | 4 15 |
| 74 | Lv Dexter, Kan. | 10 00 | 87 | Lv Tyro | 4 28 |
| 90 | Lv Silverdale | 10 30 | 94 | Lv Dearing | 4 40 |
| 99 | Ar Arkansas City, Kan. | 10 50 | 99 | Ar COFFEYVILLE | 4 50 |



SMART TRAVELERS

ALWAYS

Telegraph

- FOR RESERVATIONS
- TO KEEP IN TOUCH WITH HOME AND OFFICE
- FOR FUNDS IN A HURRY

WESTERN UNION

TABLE
5-1-50

14

KANSAS CITY — JOPLIN — LITTLE ROCK —
MEMPHIS

| Miles | | 210-221-222 Daily | Miles | | 231-232-211 Daily |
|-------|-------------------|-------------------|-------|-------------------|-------------------|
| 0 | Lv KANSAS CITY | 11 50 | 0 | Lv MEMPHIS | 12 30 |
| 10 | Lv Independence | 12 16 | 17 | Lv Crawfordsville | 12 59 |
| 23 | Lv Lee's Summit | 12 36 | 27 | Lv Earle | 1 12 |
| 28 | Lv Greenwood | f 12 43 | 32 | Lv Parkin | 1 20 |
| 34 | Ar Pleasant Hill | 1 00 | 46 | Lv Wynne | 1 45 |
| 34 | Lv Pleasant Hill | 1 20 | 69 | Lv McCrory | 2 19 |
| 44 | Lv Harrisonville | 1 38 | 79 | Lv New Augusta | 2 36 |
| 57 | Lv Archie | f 1 58 | 91 | Ar Bald Knob | 3 05 |
| 63 | Lv Adrian | f 2 08 | 91 | Ar Bald Knob | 3 30 |
| 68 | Lv Passaic | f 2 15 | 18 | Ar Newport | 4 10 |
| 72 | Lv Butler | 2 20 | | | Tr. 26 |
| 84 | Lv Rich Hill | 2 50 | 0 | Lv LITTLE ROCK | 2 00 |
| 93 | Lv Horton | f 3 04 | 84 | Ar Newport | 4 00 |
| 102 | Lv Nevada | 3 45 | 118 | Lv Newport | 5 30 |
| 109 | Lv Milo | f 3 55 | 121 | Lv Diaz | f 5 33 |
| 116 | Lv Sheldon | f 4 06 | 127 | Lv Paroquet | 5 47 |
| 121 | Lv Irwin | f 4 13 | 132 | Lv Newark | 5 58 |
| 128 | Lv Lamar | f 4 25 | 138 | Lv Sulphur Rock | f 6 05 |
| 139 | Lv Jasper | f 4 43 | 142 | Lv Moorefield | 6 35 |
| 149 | Ar Carthage | 5 15 | 148 | Lv Batesville | 6 56 |
| 149 | Lv Carthage | ▲ 5 27 | 155 | Lv Earnheart | f 6 56 |
| 160 | Lv Webb City | ▲ 5 45 | 161 | Lv O'Neal | 7 17 |
| 167 | Ar JOPLIN | ▲ 5 55 | 174 | Lv Guion | 7 35 |
| 0 | Lv JOPLIN | ▲ 5 45 | 187 | Lv Sylamore | f 7 41 |
| 7 | Lv Webb City | ▲ 6 10 | 192 | Lv Mt. Olive | f 7 48 |
| 18 | Ar Carthage | ▲ 6 27 | 196 | Lv Boswell | f 7 55 |
| 149 | Lv Carthage | 6 40 | 202 | Lv Creswell | 8 02 |
| 164 | Lv La Russell | f 7 01 | 203 | Lv Calico Rock | 8 24 |
| 170 | Lv Stott's City | f 7 10 | 219 | Lv Norfork | 8 41 |
| 178 | Lv Hoberg | f 7 20 | 231 | Lv Buffalo | 8 56 |
| 188 | Lv Aurora | 7 40 | 243 | Ar Cotter | 9 07 |
| 199 | Lv Crane | 7 59 | 243 | Lv Cotter | 9 17 |
| 209 | Lv Galena | 8 15 | 258 | Lv Flippin | 9 28 |
| 218 | Lv Reeds Spring | 8 27 | 265 | Lv Fayetteville | 9 46 |
| 230 | Lv Branson | 8 51 | 270 | Lv Zinc | f 9 56 |
| 232 | Lv Hollister | 8 55 | 277 | Lv Bergman | 10 05 |
| 245 | Lv Cricket | 9 16 | 294 | Lv Cricket | 10 31 |
| 262 | Lv Bergman | 9 42 | 307 | Lv Hollister | 10 51 |
| 269 | Lv Zinc | f 9 46 | 309 | Lv Branson | 11 00 |
| 274 | Lv Pyatt | 10 06 | 322 | Lv Reeds Spring | 11 20 |
| 285 | Lv Yellville | 10 21 | 330 | Lv Galena | 11 31 |
| 291 | Lv Flippin | 10 31 | 340 | Lv Crane | 11 48 |
| 296 | Ar Cotter | 10 43 | 351 | Lv Aurora | 12 02 |
| 296 | Lv Cotter | 10 50 | 362 | Lv Hoberg | 12 23 |
| 308 | Lv Buffalo | 11 05 | 370 | Lv Stott's City | * 12 33 |
| 320 | Lv Norfork | 11 23 | 376 | Lv La Russell | * 12 41 |
| 336 | Lv Calico Rock | 11 42 | 390 | Ar Carthage | 12 59 |
| 337 | Lv Creswell | f 11 51 | 390 | Lv Carthage | ▲ 1 48 |
| 343 | Lv Boswell | f 11 58 | 401 | Ar Webb City | ▲ 2 10 |
| 347 | Lv Mt. Olive | f 12 04 | 408 | Ar JOPLIN | ▲ 2 20 |
| 352 | Lv Sylamore | 12 13 | 0 | Lv JOPLIN | ▲ 12 30 |
| 365 | Lv Guion | 12 33 | 18 | Lv Webb City | ▲ 12 55 |
| 378 | Lv O'Neal | f 12 51 | 0 | Ar Carthage | ▲ 1 08 |
| 384 | Lv Earnheart | 1 35 | 390 | Lv Carthage | 1 20 |
| 391 | Lv Batesville | f 1 46 | 400 | Lv Jasper | 1 36 |
| 397 | Lv Moorefield | 1 56 | 411 | Lv Lamar | 1 54 |
| 401 | Lv Sulphur Rock | 2 08 | 418 | Lv Irwin | f 2 03 |
| 407 | Lv Newark | f 2 15 | 432 | Lv Sheldon | f 2 09 |
| 412 | Lv Paroquet | f 2 27 | 430 | Lv Milo | f 2 19 |
| 418 | Lv Diaz | 2 35 | 437 | Lv Nevada | 2 40 |
| 421 | Ar Newport | 2 35 | 446 | Lv Horton | f 2 51 |
| | | Tr. 3 | 455 | Lv Rich Hill | 3 00 |
| 421 | Lv Newport | 3 10 | 467 | Lv Butler | 3 26 |
| 505 | Ar LITTLE ROCK | 5 45 | 471 | Lv Passaic | f 3 33 |
| 421 | Lv Newport | 2 50 | 476 | Lv Adrian | 3 44 |
| 448 | Ar Bald Knob | 3 33 | 482 | Lv Archie | 3 54 |
| 448 | Lv Bald Knob | 3 45 | 495 | Lv Harrisonville | 4 15 |
| 460 | Lv New Augusta | 4 05 | 505 | Lv Pleasant Hill | 4 35 |
| 470 | Lv McCrory | 4 17 | 505 | Lv Pleasant Hill | 4 50 |
| 493 | Lv Wynne | 5 15 | 511 | Lv Greenwood | f 4 57 |
| 507 | Lv Parkin | 5 15 | 516 | Lv Lee's Summit | 5 10 |
| 512 | Lv Earle | 5 25 | 519 | Lv Independence | 5 35 |
| 522 | Lv Crawfordsville | 5 41 | 539 | Ar KANSAS CITY | 6 15 |
| 539 | Ar MEMPHIS | 6 20 | | | |

▲—Via bus, rail tickets honored. Mail and express handled by truck.

f—Stops on signal.

★—Stops to receive or discharge revenue passengers.

| Miles | | 15-117-103 Daily | Miles | | 116-124-16 Daily |
|-------|---|---------------------|-------|---|---------------------|
| 0 | Lv KANSAS CITY | 8 30 | 0 | Lv NEW ORLEANS | 7 50 |
| 6 | Lv Centropolis | | 195 | Lv ALEXANDRIA | 1 25 |
| 9 | Lv Leeds | | 292 | Lv MONROE | 3 55 |
| 16 | Lv Dodson | 8 59 | 385 | Lv McGehee | 6 40 |
| 23 | Lv Martin City, Mo. | f 9 10 | 444 | Lv PINE BLUFF | 8 00 |
| 32 | Lv Stillwell, Kan. | f 9 24 | 487 | Ar LITTLE ROCK | 9 10 |
| 37 | Lv Bucyrus | f 9 35 | 0 | Lv MEMPHIS | 8 00 |
| 42 | Lv Chiles | | 150 | Ar LITTLE ROCK | 11 05 |
| 44 | Lv Wagstaff | | 0 | Lv HOT SPRINGS | 1 45 |
| 52 | Lv Paola | 9 55 | 54 | Ar LITTLE ROCK | 3 00 |
| 59 | Ar Osawatomie | 10 25 | | | |
| 59 | Lv | 10 40 | 487 | Lv LITTLE ROCK | 4 00 |
| 68 | Lv Lane | ★10 52 | 491 | Lv Levy | |
| 74 | Lv Greeley | ★10 58 | 518 | Lv Conway | 4 40 |
| 83 | Lv Garnett | 11 12 | 537 | Lv Morrilton | 5 02 |
| 100 | Lv Westphalia | ★11 30 | 551 | Lv Atkins | 5 27 |
| 110 | Lv Le Roy | ★11 44 | 563 | Lv Russellville | 6 50 |
| 124 | Ar Durand | 12 20 | 583 | Lv Lamar | f 6 15 |
| 0 | Lv Durand | 4 01 | 589 | Lv Clarksville | 6 25 |
| For S | chedules at Intermediate Points, see Table No. 5. | | 599 | Lv Hartman | |
| 101 | Ar WICHITA | 7 15 | 604 | Lv Alix | ★6 49 |
| 0 | Lv WICHITA | 7 45 | 612 | Lv Ozark | 7 05 |
| 101 | Ar Durand | 10 25 | 627 | Lv Mulberry | f 7 29 |
| 124 | Lv Durand | 12 20 | 637 | Lv Alma | f 7 45 |
| 140 | Lv Buffalo | ★12 38 | 646 | Lv Van Buren | 8 15 |
| 144 | Lv Roper | | 651 | Ar Greenwood Jct. | f 8 25 |
| 147 | Lv Benedict | | 656 | Ar | 8 35 |
| 156 | Lv Altoona | ★1 00 | 656 | Lv FORT SMITH | 8 55 |
| 164 | Lv Neodesha | 1 08 | 660 | Lv Greenwood Jct. | f 9 05 |
| 178 | Lv Independence | 1 40 | 665 | Lv Roland, Okla. | f 9 12 |
| 197 | Ar Coffeyville | 2 20 | 672 | Lv Muldrow | 9 20 |
| 197 | Lv | 2 35 | 678 | Lv Hanson | 9 30 |
| 200 | Lv S.Coffeyville, Okla. | | 689 | Lv Sallisaw | 9 40 |
| 210 | Lv Lenapah | 2 56 | 698 | Lv Vian | 9 55 |
| 215 | Lv Delaware | 3 05 | 709 | Lv Gore | 10 10 |
| 220 | Lv Nowata | 3 17 | 720 | Lv Braggs | 10 22 |
| 232 | Lv Talala | 3 35 | 720 | Lv Fort Gibson | 10 40 |
| 238 | Lv Oologah | 3 44 | 725 | Lv Okay | 10 47 |
| 263 | Lv Claremore | 4 15 | 734 | Lv Wagoner | 11 05 |
| 263 | Lv Inola | 4 30 | 741 | Lv Neodesha | 11 13 |
| 271 | Lv Neodesha | | 749 | Lv Inola | 11 23 |
| 278 | Lv Wagoner | 5 05 | 762 | Lv Claremore | 11 56 |
| 287 | Lv Okay | 5 15 | 774 | Lv Oologah | 12 16 |
| 292 | Lv Fort Gibson | 5 23 | 780 | Lv Talala | 12 25 |
| 303 | Lv Braggs | 5 38 | 792 | Lv Nowata | 12 48 |
| 314 | Lv Gore | 5 52 | 797 | Lv Delaware | 12 57 |
| 323 | Lv Vian | 6 07 | 802 | Lv Lenapah | f 1 05 |
| 334 | Lv Sallisaw | 6 20 | 812 | Lv S.Coffeyville | |
| 340 | Lv Hanson | | 815 | Ar | 1 45 |
| 347 | Lv Muldrow | 6 41 | 815 | Lv Coffeyville, Kan. | 2 00 |
| 352 | Lv Roland | f 6 46 | 834 | Lv Independence | 2 21 |
| 356 | Ar Greenwood Jct. | | 848 | Lv Neodesha | 3 00 |
| 361 | Ar | 7 05 | 856 | Lv Altoona | ★3 10 |
| 361 | Lv FORT SMITH | 7 20 | 865 | Lv Benedict | |
| 356 | Lv Greenwood Jct. | | 868 | Lv Roper | |
| 366 | Ar Van Buren | 7 36 | 872 | Lv Buffalo | ★3 31 |
| 375 | Lv Alma | 8 12 | 888 | Ar Durand | 4 00 |
| 385 | Lv Mulberry | | 888 | Lv Durand | 4 01 |
| 400 | Lv Ozark | 8 43 | 989 | Ar WICHITA | 7 15 |
| 408 | Lv Alix | ★8 53 | 0 | Lv WICHITA | 7 45 |
| 413 | Lv Hartman | f 9 03 | For S | chedules at Intermediate Points, see Table No. 5. | |
| 423 | Lv Clarksville | 9 17 | 101 | Ar Durand | 10 25 |
| 429 | Lv Lamar | f 9 27 | 888 | Lv Durand | 4 00 |
| 449 | Lv Russellville | 10 00 | 892 | Lv Le Roy | ★4 21 |
| 461 | Lv Atkins | 10 20 | 912 | Lv Westphalia | ★4 36 |
| 475 | Lv Morrilton | 10 40 | 929 | Lv Garnett | 5 02 |
| 494 | Lv Conway | 11 10 | 938 | Lv Greeley | ★5 14 |
| 521 | Lv Levy | | 944 | Lv Lane | ★5 25 |
| 525 | Ar LITTLE ROCK | 11 59 | 953 | Ar | 5 40 |
| 525 | Lv LITTLE ROCK | ▲1 05 | 953 | Lv Osawatomie | 6 20 |
| 578 | Ar HOT SPRINGS | ▲3 20 | 960 | Lv Paola | 6 29 |
| 525 | Lv LITTLE ROCK | 3 30 | 968 | Lv Wagstaff | |
| 673 | Ar MEMPHIS | 7 00 | 970 | Lv Chiles | |
| 525 | Lv LITTLE ROCK | 6 00 | 975 | Lv Bucyrus | f 6 53 |
| 568 | Lv PINE BLUFF | 7 15 | 980 | Lv Stillwell, Kan. | f 7 02 |
| 627 | Ar McGehee | 8 35 | 989 | Lv Martin City, Mo. | f 7 17 |
| 720 | Ar MONROE | 11 25 | 996 | Lv Dodson | 7 31 |
| 817 | Ar ALEXANDRIA | 1 40 | 1003 | Lv Leeds | |
| 1012 | Ar NEW ORLEANS | 7 00 | 1006 | Lv Centropolis | |
| | | | 1012 | Ar KANSAS CITY | 8 10 |

f—Stops on signal.

★—Stops to receive or discharge revenue passengers.

▲—Via Missouri Pacific Bus Lines—rail tickets honored.—Remains cannot be handled.

NAME THE TOWN

Each one of the sketches below suggests the name of a town listed in the time table numbered the same as the sketch label. For example, sketch No. 2, a baker, represents BAKER, KANS., in Table No. 1-2. See how well you can do on the others. Check your answers on Page 56 when you have finished.



TABLE 27



TABLE 1-2



TABLE 44



TABLE 48



TABLE 28



TABLE 16



TABLE 3-4-6



TABLE 1-2



TABLE 8



TABLE 28

ST. LOUIS — MEMPHIS — LITTLE ROCK AND LOUISIANA

LP 8 LK Chas 11/10

| Miles | | 3-103 Daily | 31-131 Daily | 7 Daily | Miles | | 132-32 Daily | 116-8 Daily | 8 Daily | Bus Daily |
|-------|---|------------------------|-----------------|------------|-------|---|-----------------|----------------|------------|--------------|
| 0 | Lv ST. LOUIS | 7 22 | 5 35 | 12 45 | 0 | Lv NEW ORLEANS (Union Station) | 8 10 | | | |
| 349 | Ar LITTLE ROCK | 5 45 | 1 05 | 10 30 | 194 | Ar Kinder | 1 45 | | | |
| 0 | Lv MEMPHIS | 4 00 | 8 30 | 8 00 | 0 | Lv HOUSTON | 8 55 | | | |
| 149 | Ar LITTLE ROCK | 4 00 Via McGehee | 11 45 | 11 05 | 90 | Lv BEAUMONT | 11 25 | | | |
| 0 | Lv HOT SPRINGS | 1 45 | 8 00 | ▲10 20 | 173 | Ar Kinder | 1 32 | | | |
| 54 | Ar LITTLE ROCK | 3 00 | 9 45 | ▲12 10 | 0 | Lv LAKE CHARLES | 1 05 | | | |
| 0 | Lv LITTLE ROCK | 6 00 | 1 30 | ▲12 35 | 26 | Lv Fenton | f 1 42 | | | |
| 6 | Lv Sweet Home | | | f | 36 | Ar Kinder | 1 55 | | | |
| 13 | Lv Wrightsville | | | f 9 40 | 36 | Lv Kinder | 2 10 | | | |
| 18 | Lv Woodson | | | f 9 49 | 47 | Lv Oberlin | 2 25 | | | |
| 24 | Lv Redfield | | | f 10 01 | 61 | Lv Oakdale | 2 45 | | | |
| 29 | Lv Jefferson Springs | | | f | 73 | Lv Glenmora | 3 03 | | | |
| 34 | Lv Dexter | | | f | 76 | Lv Long Leaf | 3 07 | | | |
| 43 | Lv PINE BLUFF | 7 15 | 2 40 | ▲10 40 | 79 | Lv Forest Hill | 3 14 | | | |
| 53 | Lv Noble Lake | | | f | 81 | Lv Brighthurst | f 3 19 | | | |
| 57 | Lv Moscow | | | f | 87 | Lv Woodworth | 3 29 | | | |
| 65 | Lv Grady | 7 41 | | f 3 10 | 98 | Ar ALEXANDRIA | 4 00 | | | |
| 70 | Lv Varner | | | f | 0 | Lv NEW ORLEANS Thalia & Annunciation | | 7 50 | | |
| 75 | Lv Gould | 7 55 | | f 3 25 | 11 | Lv Avondale | | 8 42 | | |
| 83 | Lv Dumas | 8 07 | ★3.26 | f 3 40 | 64 | Lv Donaldsonville | | 9 45 | | |
| 86 | Lv Pickens | | | f | 75 | Lv White Castle | | 10 00 | | |
| 91 | Lv Winchester | | | f 3 53 | 85 | Lv Plaquemine | | 10 17 | | |
| 95 | Lv Tillar | | | f 4 03 | 90 | Lv Addis | | 10 30 | | |
| 102 | Ar McGehee | 8 35 | 3 50 | 4 15 | 129 | Lv Melville | | | | |
| 102 | Lv McGehee | 8 50 | 4 05 | | 163 | Lv Bunkie | | 12 01 | | |
| 110 | Ar Dermott | 9 10 | 4 19 | | 194 | Ar ALEXANDRIA | | 12 45 | | |
| 119 | Lv Jerome | | | | 98 | Lv ALEXANDRIA | 4 15 | 1 25 | | |
| 121 | Lv Boydell | | | | 110 | Lv Simms | | | | |
| 126 | Lv Montrose | 9 35 | 4 45 | | 116 | Lv Pollock | | | | |
| 130 | Lv Portland | ★ 9 42 | | | 136 | Lv Georgetown | | | | |
| 139 | Lv Parkdale | ★ 9 52 | | | 141 | Lv Tullos | 5 08 | 2 19 | | |
| 143 | Lv Wilmot | ★ 9 58 | | | 144 | Lv Urania | | | | |
| 151 | Lv Jones, La. | | | | 160 | Lv Clarks | | | | |
| 155 | Lv Bonita | ★10 12 | | | 162 | Lv Grayson | 5 44 | 2 54 | | |
| 161 | Lv Galion | | | | 167 | Lv Columbia | | ★ 3 05 | | |
| 167 | Lv Mer Rouge | 10 28 | ★ 5 32 | | 196 | Ar MONROE | 6 45 | ★ 3 55 | | |
| 175 | Lv Collinston | 10 45 | 5 50 | | | Lv NATCHEZ | ▲ 1 15 | | | 7 15 |
| 195 | Ar MONROE | 11 25 | 6 35 | | | Ar MONROE | ▲ 4 25 | | | 10 25 |
| | Lv MONROE | | ▲ 7 30 | | 196 | Lv MONROE | 6 45 | 3 55 | | 10 40 |
| | Ar NATCHEZ | | ▲ 10 45 | | 216 | Lv Collinston | 7 20 | 4 30 | | |
| 195 | Lv MONROE | 11 25 | 6 35 | | 224 | Lv Mer Rouge | ★ 7 30 | | | 11 39 |
| 224 | Lv Columbia | ★11 59 | ★ 7 13 | | 230 | Lv Galion | | | | f |
| 229 | Lv Grayson | ★12 05 | ★ 7 29 | | 236 | Lv Bonita | | | | 11 57 |
| 231 | Lv Clarks | ★12 09 | | | 240 | Lv Jones, La. | | | | 12 02 |
| 247 | Lv Urania | | | | 248 | Lv Wilmot, Ark. | | | | 12 26 |
| 250 | Lv Tullos | | | | 252 | Lv Parkdale | | ★ 5 25 | | 12 34 |
| 255 | Lv Georgetown | 12 45 | 8 03 | | 261 | Lv Portland | | ★ 5 31 | | 12 48 |
| 275 | Lv Pollock | | | | 265 | Lv Montrose | 8 19 | ★ 5 40 | | 12 56 |
| 281 | Lv Simms | | | | 270 | Lv Boydell | | | | f |
| 293 | Ar ALEXANDRIA | 1 40 | 8 55 | | 272 | Lv Jerome | | | | f |
| 293 | Lv ALEXANDRIA | 2 10 | | | 281 | Ar Dermott | 8 42 | 6 10 | | 1 30 |
| 324 | Lv Bunkie | 2 55 | | | 289 | Ar McGehee | 8 55 | 6 30 | | 1 50 |
| 358 | Lv Melville | | | | 289 | Lv McGehee | 9 05 | 6 40 | | 2 05 |
| 397 | Lv Addis | 4 20 | | | 296 | Lv Tillar | | | | 2 18 |
| 402 | Lv Plaquemine | 4 29 | | | 300 | Lv Winchester | | | | 2 25 |
| 412 | Lv White Castle | ★ 4 41 | | | 305 | Lv Pickens | | | | f |
| 423 | Lv Donaldsonville | 4 57 | | | 308 | Lv Dumas | 9 30 | 7 04 | | 2 45 |
| 476 | Lv Avondale | 5 55 | | | 316 | Lv Gould | | 7 15 | | 3 00 |
| 487 | Ar NEW ORLEANS Thalia & Annunciation | 7 00 | | | 321 | Lv Varner | | | | f |
| 293 | Lv ALEXANDRIA | | 9 20 | | 326 | Lv Grady | | 7 29 | | 3 17 |
| 304 | Lv Woodworth | | 9 43 | | 334 | Lv Moscow | | | | f |
| 310 | Lv Brighthurst | | f 9 51 | | 338 | Lv Noble Lake | | | | 3 33 |
| 312 | Lv Forest Hill | | 9 56 | | 348 | Lv PINE BLUFF | 10 25 | 8 00 | ▲12 55 | 4 00 |
| 315 | Lv Long Leaf | | 10 01 | | 357 | Lv Dexter | | ★ 8 18 | f | f |
| 318 | Lv Glenmora | | 10 08 | | 362 | Lv Jefferson Springs | | | f | 4 39 |
| 330 | Lv Oakdale | | 10 25 | | 367 | Lv Redfield | | | f | 4 51 |
| 344 | Lv Oberlin | | 10 47 | | 373 | Lv Woodson | | | f | 5 00 |
| 355 | Ar Kinder | | 11 12 | | 378 | Lv Wrightsville | | | f | 5 15 |
| 355 | Lv Kinder | | 11 12 | | 385 | Lv Sweet Home | | | f | 5 25 |
| 365 | Lv Fenton | | f 11 26 | | 391 | Ar LITTLE ROCK | 11 35 | 9 10 | ▲2 30 | |
| 391 | Ar LAKE CHARLES | | 12 15 | | 391 | Lv LITTLE ROCK | 2 30 | 11 20 | ▲4 30 | 5 45 |
| 355 | Lv Kinder | | 1 32 | | 445 | Ar HOT SPRINGS | 4 00 | 12 45 | ▲6 15 | 7 35 |
| 549 | Ar NEW ORLEANS (Union Station) | | 7 35 | | | | | | | |
| 355 | Lv Kinder | | 1 55 | | 391 | Lv LITTLE ROCK | 2 30 | Via McGehee | 3 30 | 5 45 |
| 438 | Ar BEAUMONT | 4 00 | | | 540 | Ar MEMPHIS | 6 30 | 11 30 | 7 00 | 10 00 |
| 528 | Ar HOUSTON | | 6 25 | | 391 | Lv LITTLE ROCK | 11 59 | 3 20 | 3 20 | 7 15 |
| | | | | | 740 | Ar ST. LOUIS | 7 50 | 11 00 | 11 00 | 6 00 |

EXPLANATION OF REFERENCE MARKS

▲—Via Missouri Pacific Bus Lines-rail tickets honored — remains cannot be handled.

f—Stops on signal.

★—Stops to receive or discharge revenue passengers.

IT PAYS

to buy Round Trip tickets.
You can save up to 16.6%.
Ask your ticket agent.

ST. LOUIS — LITTLE ROCK — DALLAS —
FT. WORTH — EL PASO — LOS ANGELES

ST. LOUIS — LITTLE ROCK —
SAN ANTONIO — MEXICO CITY

ST. LOUIS — LITTLE ROCK — HOUSTON —
GALVESTON

TABLE
8-21-50

17

TABLE
6-1-50

18

TABLE
6-1-50

19

TABLE
6-1-50

19

TABLE
6-1-50

19

TABLE
6-1-50

19

TABLE
6-1-50

19

TABLE
6-1-50

19

| Miles | 3 Daily | 25 Daily | 1 Daily | 17 Daily | 7 Daily | 21 Daily | 31 Daily | 7-37 Daily | Miles | TABLE 6-1-50 | 19 | 21-25 Daily | 31-131 Daily | 7-27 Daily |
|-------|--------------------|----------|---------|----------|---------|--------------------|----------|------------|-------|--------------------|------|-------------|--------------|------------|
| 0 | Lv ST. LOUIS | 7.22 | 2.00 | 5.30 | 12.45 | Lv ST. LOUIS | 5.30 | 12.45 | 0 | Lv ST. LOUIS | 5.30 | 5.30 | 5.35 | 12.45 |
| 3 | Lv Tower Grove | 7.30 | 2.09 | 5.44 | 12.54 | Lv Tower Grove | 5.41 | 12.54 | 3 | Lv Tower Grove | 5.41 | 5.46 | 5.46 | 12.54 |
| 10 | Lv Broadway | 7.45 | 2.24 | | 1.09 | Lv Broadway | | 1.09 | 10 | Lv Broadway | | | | 1.09 |
| 13 | Lv Jefferson B'ks. | f | | | | Lv Jefferson B'ks. | | | 13 | Lv Jefferson B'ks. | | | | |
| 24 | Lv Kimmswick | | | | | Lv Kimmswick | | | 24 | Lv Kimmswick | | | | |
| 30 | Lv Riverside | | 3.09 | | 1.52 | Lv Riverside | | 1.52 | 30 | Lv Riverside | | | | 1.52 |
| 45 | Lv De Soto | 8.38 | | | | Lv De Soto | | | 45 | Lv De Soto | | | | |
| 54 | Lv Blackwell | 8.51 | | | | Lv Blackwell | | | 54 | Lv Blackwell | | | | |
| 60 | Lv Cadet | 8.57 | | | | Lv Cadet | | | 60 | Lv Cadet | | | | |
| 64 | Lv Mineral Point | 9.06 | | | | Lv Mineral Point | | | 64 | Lv Mineral Point | | | | |
| 73 | Lv Irondale | 9.22 | | | | Lv Irondale | | | 73 | Lv Irondale | | | | |
| 79 | Lv Bismarck | 9.37 | 3.58 | | 2.45 | Lv Bismarck | 7.32 | 2.45 | 79 | Lv Bismarck | 7.32 | | 7.32 | 2.45 |
| 84 | Lv Iron Mountain | 9.46 | | | 2.55 | Lv Iron Mountain | | 2.55 | 84 | Lv Iron Mountain | | | | 2.55 |
| 86 | Lv Middlebrook | 9.50 | | | 3.10 | Lv Middlebrook | | 3.10 | 86 | Lv Middlebrook | | | | 3.10 |
| 92 | Lv Arcadia-Ironton | 10.00 | 4.15 | | | Lv Arcadia-Ironton | | | 92 | Lv Arcadia-Ironton | | | | |
| 102 | Lv Glover | 10.20 | | | | Lv Glover | | | 102 | Lv Glover | | | | |
| 103 | Lv Chloride | | | | | Lv Chloride | | | 103 | Lv Chloride | | | | |
| 111 | Lv Annapolis | 10.35 | | | 3.39 | Lv Annapolis | 9.30 | 3.39 | 111 | Lv Annapolis | 9.30 | | 9.30 | 3.39 |
| 115 | Lv North Des Arc. | 10.40 | | | 4.10 | Lv North Des Arc. | | 4.10 | 115 | Lv North Des Arc. | | | | 4.10 |
| 130 | Lv Piedmont | 11.05 | 5.03 | | 4.18 | Lv Piedmont | | 4.18 | 130 | Lv Piedmont | | | | 4.18 |
| 136 | Lv Leeper | 11.15 | | | | Lv Leeper | | | 136 | Lv Leeper | | | | |
| 138 | Lv Mill Spring | 11.18 | | | | Lv Mill Spring | | | 138 | Lv Mill Spring | | | | |
| 149 | Lv Williamsville | 11.33 | | | 4.44 | Lv Williamsville | | 4.44 | 149 | Lv Williamsville | | | | 4.44 |
| 156 | Lv Hendrickson | 11.46 | | | 5.55 | Lv Hendrickson | | 5.55 | 156 | Lv Hendrickson | | | | 5.55 |
| 169 | Lv Poplar Bluff | 12.40 | 5.55 | 9.30 | 6.05 | Lv Poplar Bluff | 9.30 | 6.05 | 169 | Lv Poplar Bluff | 9.30 | 9.30 | 9.35 | 6.05 |
| 184 | Lv Neelyville, Mo. | 12.40 | 6.05 | | | Lv Neelyville, Mo. | | | 184 | Lv Neelyville, Mo. | | | | |
| 189 | Lv Moark, Ark. | 1.01 | | | | Lv Moark, Ark. | | | 189 | Lv Moark, Ark. | | | | |
| 189 | Lv Corning | 1.18 | | | 6.33 | Lv Corning | | 6.33 | 189 | Lv Corning | | | | 6.33 |
| 195 | Lv Knobel | 1.30 | | | 6.42 | Lv Knobel | | 6.42 | 195 | Lv Knobel | | | | 6.42 |
| 206 | Lv Peach Orchard | 1.42 | | | | Lv Peach Orchard | | | 206 | Lv Peach Orchard | | | | |
| 211 | Lv Delaplaine | 1.58 | | | | Lv Delaplaine | | | 211 | Lv Delaplaine | | | | |
| 218 | Lv O'Keefe | 1.58 | | | | Lv O'Keefe | | | 218 | Lv O'Keefe | | | | |
| 228 | Lv Walnut Ridge | 2.18 | 7.10 | | 7.30 | Lv Walnut Ridge | | 7.30 | 228 | Lv Walnut Ridge | | | | 7.30 |
| 229 | Lv Foxie | | | | | Lv Foxie | | | 229 | Lv Foxie | | | | |
| 236 | Lv Minturn | 2.36 | | | | Lv Minturn | | | 236 | Lv Minturn | | | | |
| 242 | Lv Aloia | 2.43 | | | | Lv Aloia | | | 242 | Lv Aloia | | | | |
| 247 | Lv Swifton | 2.40 | | | | Lv Swifton | | | 247 | Lv Swifton | | | | |
| 251 | Lv Vance | 2.51 | | | | Lv Vance | | | 251 | Lv Vance | | | | |
| 255 | Lv Tuckerman | 2.51 | | | | Lv Tuckerman | | | 255 | Lv Tuckerman | | | | |
| 259 | Lv Diaz | 3.10 | 7.50 | | 7.59 | Lv Diaz | | 7.59 | 259 | Lv Diaz | | | | 7.59 |
| 273 | Lv Newport | 3.10 | | | 8.25 | Lv Newport | | 8.25 | 273 | Lv Newport | | | | 8.25 |
| 273 | Lv Olyphant | 3.32 | | | | Lv Olyphant | | | 273 | Lv Olyphant | | | | |
| 286 | Lv Bradford | 3.55 | | | | Lv Bradford | | | 286 | Lv Bradford | | | | |
| 286 | Lv Russell | 3.55 | | | | Lv Russell | | | 286 | Lv Russell | | | | |
| 296 | Lv Bald Knob | 4.05 | | | | Lv Bald Knob | | | 296 | Lv Bald Knob | | | | |
| 296 | Lv Jordon | 4.15 | | | | Lv Jordon | | | 296 | Lv Jordon | | | | |
| 300 | Lv Kensett-Searcy | 4.25 | 8.30 | | 8.59 | Lv Kensett-Searcy | | 8.59 | 300 | Lv Kensett-Searcy | | | | 8.59 |
| 303 | Lv Higginson | 4.25 | | | 9.15 | Lv Higginson | | 9.15 | 303 | Lv Higginson | | | | 9.15 |
| 309 | Lv McBee | 4.40 | | | | Lv McBee | | | 309 | Lv McBee | | | | |
| 316 | Lv Beebe | 4.40 | | | | Lv Beebe | | | 316 | Lv Beebe | | | | |
| 324 | Lv Austin | 4.68 | | | | Lv Austin | | | 324 | Lv Austin | | | | |
| 326 | Lv Cabot | 4.68 | | | | Lv Cabot | | | 326 | Lv Cabot | | | | |
| 335 | Lv Jacksonville | 9.12 | 10.40 | | 9.45 | Lv Jacksonville | | 9.45 | 335 | Lv Jacksonville | | | | 9.45 |
| 347 | Lv Little Rock | 9.31 | | | 10.30 | Lv Little Rock | | 10.30 | 347 | Lv Little Rock | | | | 10.30 |
| 349 | Lv Little Rock | 9.31 | | | 10.44 | Lv Little Rock | | 10.44 | 349 | Lv Little Rock | | | | 10.44 |
| 349 | Lv Little Rock | 9.31 | | | 11.05 | Lv Little Rock | | 11.05 | 349 | Lv Little Rock | | | | 11.05 |
| 372 | Lv Benton | 10.25 | 11.30 | | 12.20 | Lv Benton | | 12.20 | 372 | Lv Benton | | | | 12.20 |
| 372 | Lv Benton | 10.25 | | | 12.40 | Lv Benton | | 12.40 | 372 | Lv Benton | | | | 12.40 |
| 380 | Lv Traskwood | 10.53 | | | 8.45 | Lv Traskwood | | 8.45 | 380 | Lv Traskwood | | | | 8.45 |
| 392 | Lv Malvern | 10.53 | | | 8.55 | Lv Malvern | | 8.55 | 392 | Lv Malvern | | | | 8.55 |
| 403 | Lv Donaldson | 10.53 | | | 9.33 | Lv Donaldson | | 9.33 | 403 | Lv Donaldson | | | | 9.33 |
| 414 | Lv Arkadelphia | 10.53 | 11.05 | | 9.55 | Lv Arkadelphia | | 9.55 | 414 | Lv Arkadelphia | | | | 9.55 |
| 425 | Lv Curtis | 10.20 | | | 10.07 | Lv Curtis | | 10.07 | 425 | Lv Curtis | | | | 10.07 |
| 429 | Lv Gurdon | 10.25 | 11.30 | | 10.20 | Lv Gurdon | | 10.20 | 429 | Lv Gurdon | | | | 10.20 |
| 441 | Lv Boughton | 10.44 | | | 10.35 | Lv Boughton | | 10.35 | 441 | Lv Boughton | | | | 10.35 |
| 446 | Lv Prescott | 10.53 | | | 10.44 | Lv Prescott | | 10.44 | 446 | Lv Prescott | | | | 10.44 |
| 453 | Lv Emmet | 11.05 | 12.25 | | 10.57 | Lv Emmet | | 10.57 | 453 | Lv Emmet | | | | 10.57 |
| 461 | Lv Hope | 11.19 | | | 11.25 | Lv Hope | | 11.25 | 461 | Lv Hope | | | | 11.25 |
| 474 | Lv Fulton | 11.42 | | | 11.50 | Lv Fulton | | 11.50 | 474 | Lv Fulton | | | | 11.50 |
| 481 | Lv Homan | 12.15 | 1.30 | | 11.58 | Lv Homan | | 11.58 | 481 | Lv Homan | | | | 11.58 |
| 493 | Lv TEXARKANA | 12.15 | | | 12.30 | Lv TEXARKANA | | 12.30 | 493 | Lv TEXARKANA | | | | 12.30 |

Handwritten notes and signatures at the bottom right of the page.

| Miles | 201-1 Daily | 201-1 | 201-7 Daily | 201-7 | 201-21-31 Daily | 201-21-31 | 201-7 Daily | 201-21-31 Daily | 201-7 Daily |
|-------|------------------------|-------|-------------|-------|-----------------|-----------|-------------|-----------------|------------------------|
| 493 | Lv TEXARKANA (T&P) | 2.00 | 3.25 | 3.00 | 4.93 | 5.15 | 4.15 | 4.93 | Lv TEXARKANA |
| 560 | Ar Marshall | 4.10 | 4.35 | 4.00 | 5.60 | 5.30 | 5.00 | 5.60 | Ar Marshall |
| 583 | Lv Longview | 4.10 | 5.01 | 5.15 | 5.83 | 7.00 | 6.30 | 5.83 | Ar Longview (T. & P.) |
| 595 | Ar Gladewater | 4.26 | 5.16 | 5.31 | 6.19 | 7.10 | 6.40 | 6.19 | Lv Longview (I.-G. N.) |
| 629 | Ar Mineola | 5.35 | 5.55 | 6.20 | 6.37 | 8.11 | 7.10 | 6.37 | Lv Kigore |
| 642 | Ar Grand Saline | 5.35 | 6.09 | 6.37 | 6.64 | 8.41 | 7.28 | 6.64 | Lv Overton |
| 642 | Ar Terrell | 5.35 | 6.43 | 6.37 | 6.64 | 8.41 | 7.52 | 6.64 | Lv Arp |
| 642 | Ar Terrell | 5.35 | 6.43 | 6.37 | 6.64 | 8.41 | 7.52 | 6.64 | Lv Arp |
| 710 | Lv DALLAS | 6.20 | 7.30 | 8.40 | 708 | 9.20 | 8.13 | 708 | Lv Jacksonville |
| 742 | Lv FORT WORTH | 7.30 | 8.15 | 8.40 | 754 | 10.30 | 8.37 | 754 | Lv Jacksonville |
| 742 | Lv FORT WORTH | 7.30 | 8.15 | 8.40 | 754 | 10.30 | 8.37 | 754 | Lv Jacksonville |
| 773 | Lv Weatherford | 8.15 | 9.00 | 10.05 | 758 | 11.35 | 8.37 | 758 | Lv Jacksonville |
| 787 | Ar Millisap | 9.42 | 10.25 | 10.40 | 774 | 12.40 | 9.40 | 774 | Lv Palestine |
| 837 | Ar Mineral Wells | 10.01 | 11.10 | 11.25 | 809 | 12.17 | 9.40 | 809 | Lv Elkhart |
| 847 | Ar Cisco | 11.10 | 12.20 | 12.35 | 845 | 12.28 | 9.40 | 845 | Lv Elkhart |
| 857 | Ar Eastland | 11.24 | 12.35 | 12.50 | 852 | 12.35 | 9.40 | 852 | Lv Elkhart |
| 862 | Ar Baird | 12.15 | 13.25 | 13.40 | 874 | 13.05 | 9.40 | 874 | Lv Elkhart |
| 903 | Ar Abilene | 12.34 | 13.44 | 13.59 | 824 | 13.20 | 9.40 | 824 | Lv Elkhart |
| 944 | Ar Sweetwater | 13.47 | 14.57 | 15.12 | 856 | 13.35 | 9.40 | 856 | Lv Elkhart |
| 1009 | Ar Big Spring | 14.14 | 15.24 | 15.39 | 877 | 13.50 | 9.40 | 877 | Lv Elkhart |
| 1049 | Ar Midland | 15.14 | 16.24 | 16.39 | 904 | 14.05 | 9.40 | 904 | Lv Elkhart |
| 1109 | Ar Monahans | 16.00 | 17.10 | 17.25 | 904 | 14.05 | 9.40 | 904 | Lv Elkhart |
| 1159 | Ar Pecos | 16.00 | 17.10 | 17.25 | 904 | 14.05 | 9.40 | 904 | Lv Elkhart |
| 1232 | Ar Van Horn | 16.00 | 17.10 | 17.25 | 904 | 14.05 | 9.40 | 904 | Lv Elkhart |
| 1357 | Ar EL PASO (M. T.) | 16.00 | 17.10 | 17.25 | 904 | 14.05 | 9.40 | 904 | Lv Elkhart |
| 1357 | Lv EL PASO (MT) (SP) | 11.40 | 12.50 | 13.05 | 1079 | 12.05 | 9.40 | 1079 | Lv Elkhart |
| 1668 | Ar TUCSON | 15.45 | 16.55 | 17.10 | 1245 | 12.15 | 9.40 | 1245 | Lv Elkhart |
| 1790 | Ar PHOENIX | 16.20 | 17.30 | 17.45 | 1312 | 12.20 | 9.40 | 1312 | Lv Elkhart |
| 2070 | Ar Palm Springs (PT) | 17.30 | 18.40 | 18.55 | 1312 | 12.20 | 9.40 | 1312 | Lv Elkhart |
| 2165 | Ar Alhambra (Pasadena) | 18.00 | 19.10 | 19.25 | 1312 | 12.20 | 9.40 | 1312 | Lv Elkhart |
| 2169 | Ar LOS ANGELES | 18.00 | 19.10 | 19.25 | 1312 | 12.20 | 9.40 | 1312 | Lv Elkhart |

MEMPHIS — LITTLE ROCK — DALLAS — FT. WORTH — EL PASO — LOS ANGELES

| Miles | 231 Daily | 201-1 Daily | 201-7 Daily | 201-7 | 201-21-31 Daily | 201-21-31 | 201-7 Daily | 201-21-31 Daily | 201-7 Daily |
|-------|----------------------|-------------|-------------|-------|-----------------|-----------|-------------|-----------------|----------------------|
| 0 | Lv MEMPHIS | 8.30 | 8.00 | 8.00 | 8.30 | 8.00 | 8.00 | 8.30 | Lv MEMPHIS |
| 17 | Lv Crawfordville | 12.59 | 1.12 | 8.33 | 9.43 | 8.33 | 17 | 8.33 | Lv Crawfordville |
| 27 | Lv Earle | 1.20 | 1.40 | 9.00 | 10.35 | 9.00 | 27 | 9.00 | Lv Earle |
| 32 | Lv Parkin | 1.45 | 1.65 | 9.27 | 10.35 | 9.27 | 32 | 9.27 | Lv Parkin |
| 46 | Lv Wynne | 2.08 | 2.28 | 9.38 | 10.35 | 9.38 | 46 | 9.38 | Lv Wynne |
| 59 | Lv Fair Oaks | 2.19 | 2.39 | 10.00 | 10.35 | 10.00 | 59 | 10.00 | Lv Fair Oaks |
| 69 | Lv McCrory | 2.36 | 2.56 | 10.00 | 10.35 | 10.00 | 69 | 10.00 | Lv McCrory |
| 79 | Lv New Augusta | 3.05 | 3.25 | 10.00 | 10.35 | 10.00 | 79 | 10.00 | Lv New Augusta |
| 91 | Lv Bald Knob | 3.05 | 3.25 | 10.00 | 10.35 | 10.00 | 91 | 10.00 | Lv Bald Knob |
| 91 | Lv Bald Knob | 3.05 | 3.25 | 10.00 | 10.35 | 10.00 | 91 | 10.00 | Lv Bald Knob |
| 99 | Lv Kensett | 3.05 | 3.25 | 10.00 | 10.35 | 10.00 | 99 | 10.00 | Lv Kensett |
| 116 | Lv Beebe | 3.05 | 3.25 | 10.00 | 10.35 | 10.00 | 116 | 10.00 | Lv Beebe |
| 135 | Lv Jacksonville | 3.05 | 3.25 | 10.00 | 10.35 | 10.00 | 135 | 10.00 | Lv Jacksonville |
| 147 | Lv North Little Rock | 3.05 | 3.25 | 10.00 | 10.35 | 10.00 | 147 | 10.00 | Lv North Little Rock |
| 149 | Lv Little Rock | 3.05 | 3.25 | 10.00 | 10.35 | 10.00 | 149 | 10.00 | Lv Little Rock |
| 149 | Lv Little Rock | 3.05 | 3.25 | 10.00 | 10.35 | 10.00 | 149 | 10.00 | Lv Little Rock |
| 172 | Lv Benton | 3.05 | 3.25 | 10.00 | 10.35 | 10.00 | 172 | 10.00 | Lv Benton |
| 180 | Lv Traskwood | 3.05 | 3.25 | 10.00 | 10.35 | 10.00 | 180 | 10.00 | Lv Traskwood |
| 192 | Lv Malvern | 3.05 | 3.25 | 10.00 | 10.35 | 10.00 | 192 | 10.00 | Lv Malvern |
| 203 | Lv Donaldson | 3.05 | 3.25 | 10.00 | 10.35 | 10.00 | 203 | 10.00 | Lv Donaldson |
| 214 | Lv Arkadelphia | 3.05 | 3.25 | 10.00 | 10.35 | 10.00 | 214 | 10.00 | Lv Arkadelphia |
| 225 | Lv Curtis | 3.05 | 3.25 | 10.00 | 10.35 | 10.00 | 225 | 10.00 | Lv Curtis |
| 229 | Lv Gurdon | 3.05 | 3.25 | 10.00 | 10.35 | 10.00 | 229 | 10.00 | Lv Gurdon |
| 241 | Lv Boughton | 3.05 | 3.25 | 10.00 | 10.35 | 10.00 | 241 | 10.00 | Lv Boughton |
| 246 | Lv Prescott | 3.05 | 3.25 | 10.00 | 10.35 | 10.00 | 246 | 10.00 | Lv Prescott |
| 253 | Lv Emmet | 3.05 | 3.25 | 10.00 | 10.35 | 10.00 | 253 | 10.00 | Lv Emmet |
| 261 | Lv Hope | 3.05 | 3.25 | 10.00 | 10.35 | 10.00 | 261 | 10.00 | Lv Hope |
| 274 | Lv Fulton | 3.05 | 3.25 | 10.00 | 10.35 | 10.00 | 274 | 10.00 | Lv Fulton |
| 281 | Lv Homan | 3.05 | 3.25 | 10.00 | 10.35 | 10.00 | 281 | 10.00 | Lv Homan |
| 293 | Ar TEXARKANA | 3.10 | 3.30 | 2.30 | 2.30 | 2.30 | 293 | 2.30 | Ar TEXARKANA |
| 293 | Ar TEXARKANA | 3.10 | 3.30 | 2.30 | 2.30 | 2.30 | 293 | 2.30 | Ar TEXARKANA |
| 510 | Ar DALLAS | 7.30 | 8.30 | 8.40 | 9.25 | 9.50 | 464 | 3.00 | Ar TEXARKANA |
| 542 | Ar FT. WORTH | 8.30 | 9.30 | 10.05 | 9.25 | 9.50 | 464 | 3.00 | Ar TEXARKANA |
| 1157 | Ar EL PASO (MT) | 10.00 | 11.00 | 10.05 | 9.25 | 9.50 | 464 | 3.00 | Ar TEXARKANA |
| 1965 | Ar LOS ANGELES (PT) | 10.00 | 11.00 | 10.05 | 9.25 | 9.50 | 464 | 3.00 | Ar TEXARKANA |

★ Stops to receive or discharge revenue passengers.
● Stops to discharge revenue passengers.

Light figures indicate A. M.

MEMPHIS — LITTLE ROCK — SAN ANTONIO — MEXICO CITY

| Miles | 201-21-31 Daily | 201-7 Daily | 201-21-31 Daily | 201-7 Daily | 201-21-31 Daily | 201-7 Daily | 201-21-31 Daily | 201-7 Daily |
|-------|----------------------|-------------|-----------------|-------------|-----------------|-------------|-----------------|-------------|
| 0 | Lv MEMPHIS | 8.30 | 8.00 | 8.30 | 8.00 | 8.00 | 8.30 | Lv MEMPHIS |
| 17 | Lv Crawfordville | 12.59 | 1.12 | 9.43 | 8.33 | 8.33 | 17 | 8.33 |
| 27 | Lv Earle | 1.20 | 1.40 | 10.35 | 9.00 | 9.00 | 27 | 9.00 |
| 32 | Lv Parkin | 1.45 | 1.65 | 10.35 | 9.27 | 9.27 | 32 | 9.27 |
| 46 | Lv Wynne | 2.08 | 2.28 | 10.35 | 9.38 | 9.38 | 46 | 9.38 |
| 59 | Lv Fair Oaks | 2.19 | 2.39 | 10.35 | 10.00 | 10.00 | 59 | 10.00 |
| 69 | Lv McCrory | 2.36 | 2.56 | 10.35 | 10.00 | 10.00 | 69 | 10.00 |
| 79 | Lv New Augusta | 3.05 | 3.25 | 10.35 | 10.00 | 10.00 | 79 | 10.00 |
| 91 | Lv Bald Knob | 3.05 | 3.25 | 10.35 | 10.00 | 10.00 | 91 | 10.00 |
| 91 | Lv Bald Knob | 3.05 | 3.25 | 10.35 | 10.00 | 10.00 | 91 | 10.00 |
| 99 | Lv Kensett | 3.05 | 3.25 | 10.35 | 10.00 | 10.00 | 99 | 10.00 |
| 116 | Lv Beebe | 3.05 | 3.25 | 10.35 | 10.00 | 10.00 | 116 | 10.00 |
| 135 | Lv Jacksonville | 3.05 | 3.25 | 10.35 | 10.00 | 10.00 | 135 | 10.00 |
| 147 | Lv North Little Rock | 3.05 | 3.25 | 10.35 | 10.00 | 10.00 | 147 | 10.00 |
| 149 | Lv Little Rock | 3.05 | 3.25 | 10.35 | 10.00 | 10.00 | 149 | 10.00 |
| 149 | Lv Little Rock | 3.05 | 3.25 | 10.35 | 10.00 | 10.00 | 149 | 10.00 |
| 172 | Lv Benton | 3.05 | 3.25 | 10.35 | 10.00 | 10.00 | 172 | 10.00 |
| 180 | Lv Traskwood | 3.05 | 3.25 | 10.35 | 10.00 | 10.00 | 180 | 10.00 |
| 192 | Lv Malvern | 3.05 | 3.25 | 10.35 | 10.00 | 10.00 | 192 | 10.00 |
| 203 | Lv Donaldson | 3.05 | 3.25 | 10.35 | 10.00 | 10.00 | 203 | 10.00 |
| 214 | Lv Arkadelphia | 3.05 | 3.25 | 10.35 | 10.00 | 10.00 | 214 | 10.00 |
| 225 | Lv Curtis | 3.05 | 3.25 | 10.35 | 10.00 | 10.00 | 225 | 10.00 |
| 229 | Lv Gurdon | 3.05 | 3.25 | 10.35 | 10.00 | 10.00 | 229 | 10.00 |
| 241 | Lv Boughton | 3.05 | 3.25 | 10.35 | 10.00 | 10.00 | 241 | 10.00 |
| 246 | Lv Prescott | 3.05 | 3.25 | 10.35 | 10.00 | 10.00 | 246 | 10.00 |
| 253 | Lv Emmet | 3.05 | 3.25 | 10.35 | 10.00 | 10.00 | 253 | 10.00 |
| 261 | Lv Hope | 3.05 | 3.25 | 10.35 | 10.00 | 10.00 | 261 | 10.00 |
| 274 | Lv Fulton | 3.05 | 3.25 | 10.35 | 10.00 | 10.00 | 274 | 10.00 |
| 281 | Lv Homan | 3.05 | 3.25 | 10.35 | 10.00 | 10.00 | 281 | 10.00 |
| 293 | Ar TEXARKANA | 3.10 | 3.30 | 2.30 | 2.30 | 2.30 | 293 | 2.30 |
| 293 | Ar TEXARKANA | 3.10 | 3.30 | 2.30 | 2.30 | 2.30 | 293 | 2.30 |
| 464 | Ar PALESTINE | 11.00 | 12.00 | 10.05 | 9.25 | 9.50 | 464 | 3.00 |
| 877 | Ar SAN ANTONIO | 11.00 | 12.00 | 10.05 | 9.25 | 9.50 | 877 | 3.00 |
| 1045 | Ar MONTERREY | 10.15 | 11.15 | 7.35 | 3.45 | 7.10 | 1045 | 6.30 |
| 1680 | Ar MEXICO CITY | 10.15 | 11.15 | 7.35 | 3.45 | 7.10 | 1680 | 6.30 |

▲ Bus Service.—Rail Tickets honored.

Black figures indicate P. M.

MEMPHIS — LITTLE ROCK — HOUSTON — GALVESTON

| Miles | 201-21-31 Daily | 201-7 Daily | 201-21-31 Daily | 201-7 Daily | 201-21-31 Daily | 201-7 Daily | 201-21-31 Daily | 201-7 Daily |
|-------|------------------|-------------|-----------------|-------------|-----------------|-------------|-----------------|-------------|
| 0 | Lv MEMPHIS | 8.30 | 8.00 | 8.30 | 8.00 | 8.00 | 8.30 | Lv MEMPHIS |
| 17 | Lv Crawfordville | 12.59 | 1.12 | 9.43 | 8.33 | 8.33 | 17 | 8.33 |
| 27 | Lv Earle | 1.20 | 1.40 | 10.35 | 9.00 | 9.00 | 27 | 9.00 |
| 32 | Lv Parkin | 1.45 | 1.65 | 10.35 | 9.27 | 9.27 | 32 | 9.27 |
| 46 | Lv Wynne | 2.08 | 2.28 | 10.35 | 9.38 | 9.38 | 46 | 9.38 |
| 59 | Lv Fair Oaks | 2.19 | 2.39 | 10.35 | 10.00 | 10.00 | 59 | 10.00 |
| 69 | Lv McCrory | 2.36 | 2.56 | 10.35 | 10.00 | 10.00 | 69 | 10.00 |
| 79 | Lv New Augusta | 3.05 | 3.25 | 10.35 | 10.00 | 10.00 | 79 | 10.00 |
| 91 | Lv Bald Knob | 3.05 | 3.25 | 10.35 | 10.00 | 10.00 | 91 | 10.00 |

LOS ANGELES — EL PASO — FT. WORTH — LITTLE ROCK — ST. LOUIS

| Miles | TABLE 20 8-21-50 | 2 Daily | 4 Daily | 8 Daily |
|-------|------------------------|------------|------------|------------|
| 0 | LOS ANGELES (S. P.) | 8.30 | | |
| 4 | ALHAMBRA (Pasadena) | 8.49 | | |
| 99 | Palm Springs | f 11.33 | | |
| 379 | PHOENIX (MT) | 11.20 | | |
| 501 | TUCSON | 7.35 | | |
| 812 | EL PASO | 12.50 | | |
| 812 | EL PASO (T. & P.) (MT) | 4.45 | | |
| 937 | Van Horn (CT) | 6.32 | | |
| 1026 | Pecos | 7.20 | | |
| 1060 | Monahans | 8.43 | | |
| 1120 | Midland | 9.45 | | |
| 1160 | Big Spring | 11.10 | | |
| 1225 | Sweetwater | 12.50 | | |
| 1266 | Abiene | 1.38 | | |
| 1287 | Baird | 1.55 | | |
| 1312 | Cisco | 2.30 | | |
| 1322 | Eastland | 3.30 | | |
| 1332 | Ranger | 4.15 | | |
| 1382 | Mineral Wells | 5.00 | | |
| 1396 | Weatherford | 6.00 | | |
| 1427 | FORT WORTH | 6.00 | | |
| 1429 | FORT WORTH | 6.00 | | |
| 1459 | DALLAS | 6.01 | | |
| 1493 | Terrill | 7.35 | | |
| 1527 | Grand Saline | 7.51 | | |
| 1540 | Mineola | 8.58 | | |
| 1573 | Gladewater | 9.34 | | |
| 1596 | Longview | 8.45 | | |
| 1609 | Longview | 1.00 | | |
| 1609 | Marshall | 1.55 | | |
| 1676 | TEXARKANA | 10.32 | | |
| 1676 | TEXARKANA | 10.30 | | |
| 1676 | TEXARKANA | 10.40 | | |
| 1688 | Homan | 9.00 | | |
| 1695 | Fulton | 4.17 | | |
| 1708 | Hope | 4.37 | | |
| 1716 | Emmet | 4.47 | | |
| 1723 | Prescott | 5.00 | | |
| 1728 | Boughton | 10.05 | | |
| 1740 | Gurdon | 10.40 | | |
| 1744 | Curtis | 5.25 | | |
| 1755 | Arkadelphia | 11.05 | | |
| 1766 | Donaldson | 5.45 | | |
| 1777 | Malvern | 6.20 | | |
| 1789 | Traskwood | 11.45 | | |
| 1797 | Benton | 6.45 | | |
| 1820 | LITTLE ROCK | 1.10 | | |
| 1820 | LITTLE ROCK | 7.30 | | |
| 1822 | North Little Rock | 2.00 | | |
| 1834 | Jacksonville | 7.55 | | |
| 1843 | Cabot | 1.10 | | |
| 1845 | Austin | 2.38 | | |
| 1853 | Beebe | 8.34 | | |
| 1860 | McRae | 2.52 | | |
| 1866 | Higginson | 3.05 | | |
| 1869 | Kensett-Searcy | 8.53 | | |
| 1873 | Judsonia | 3.20 | | |
| 1878 | Bald Knob | 9.10 | | |
| 1883 | Russell | | | |
| 1888 | Bradford | | | |
| 1896 | Olyphant | | | |
| 1905 | Newport | | | |
| 1906 | Diaz | 4.00 | | |
| 1914 | Tuckerman | 4.15 | | |
| 1918 | Vance | 10.05 | | |
| 1922 | Swift | 4.25 | | |
| 1927 | Alicia | | | |
| 1933 | Minturn | | | |
| 1940 | Hoxie | 5.00 | | |
| 1941 | Walnut Ridge | 10.40 | | |
| 1951 | O'Kean | 10.55 | | |
| 1958 | Delaplaine | 11.02 | | |
| 1963 | Peach Orchard | 11.10 | | |
| 1967 | Knobel | 11.25 | | |
| 1974 | Corning | 5.35 | | |
| 1980 | Moark, Ark. | 5.45 | | |
| 1985 | Neelyville, Mo. | 11.53 | | |
| 2000 | POPLAR BLUFF | 12.20 | | |

MEXICO CITY — SAN ANTONIO — LITTLE ROCK — ST. LOUIS

| Miles | TABLE 21 (Nat'l Rys. of Mexico) | 32 Daily | 22 Daily | 38-8 Daily |
|-------|------------------------------------|-------------|-------------|---------------|
| 0 | MEXICO CITY | | 8.00 | |
| 326 | San Luis Potosi | | 6.35 | |
| 568 | Saltillo | | 1.40 | |
| 635 | MONTERREY | | 3.50 | |
| 801 | NUEVO LAREDO | | 8.00 | |
| 803 | LAREDO (I.-G. N.) | | 9.05 | |
| 842 | Encinal | | 10.09 | |
| 870 | Cotulla | | 10.55 | |
| 876 | Gardendale | | f 11.07 | |
| 887 | Dilley | | 11.28 | |
| 893 | Pearsall | | 11.56 | |
| 924 | Devine | | 12.32 | |
| 956 | SAN ANTONIO | | 1.38 | |
| 960 | Monte Vista | | 8.15 | |
| 988 | New Braunfels | | 2.17 | |
| 1006 | San Marcos | | 2.48 | |
| 1035 | AUSTIN | | 3.06 | |
| 1071 | Taylor | | 3.40 | |
| 1097 | Rockdale | | 10.25 | |
| 1106 | Milano | | 11.59 | |
| 1122 | Valley Jct. | | 12.44 | |
| 1126 | Hearne | | 12.35 | |
| 1172 | Jewett | | 1.43 | |
| 1216 | PALESTINE | | 2.45 | |
| 1243 | Jacksonville | | 3.05 | |
| 1261 | Troup | | 4.14 | |
| 1297 | Longview | | 4.14 | |
| 1320 | Marshall | | 5.30 | |
| 1387 | TEXARKANA | | 6.10 | |
| 1387 | TEXARKANA | | 7.35 | |
| 1399 | Homan | | 7.50 | |
| 1406 | Fulton | | 7.50 | |
| 1419 | Hope | | 8.30 | |
| 1427 | Emmet | | 8.50 | |
| 1434 | Boughton | | 9.15 | |
| 1451 | Gurdon | | 9.35 | |
| 1455 | Curtis | | 9.59 | |
| 1466 | Arkadelphia | | 1.40 | |
| 1477 | Donaldson | | 1.40 | |
| 1488 | Malvern | | 2.02 | |
| 1500 | Traskwood | | 2.02 | |
| 1508 | Benton | | 3.05 | |
| 1531 | LITTLE ROCK | | 1.20 | |
| 1531 | LITTLE ROCK | | 1.40 | |
| 1533 | North Little Rock | | 1.40 | |
| 1545 | Jacksonville | | 11.15 | |
| 1554 | Cabot | | 11.59 | |
| 1556 | Austin | | | |
| 1564 | Beebe | | | |
| 1571 | McRae | | | |
| 1577 | Higginson | | | |
| 1580 | Kensett-Searcy | | | |
| 1584 | Judsonia | | | |
| 1589 | Bald Knob | | | |
| 1594 | Russell | | | |
| 1599 | Bradford | | | |
| 1607 | Olyphant | | | |
| 1616 | Newport | | | |
| 1617 | Diaz | | | |
| 1625 | Tuckerman | | | |
| 1629 | Vance | | | |
| 1633 | Swift | | | |
| 1638 | Alicia | | | |
| 1644 | Minturn | | | |
| 1651 | Hoxie | | | |
| 1652 | Walnut Ridge | | | |
| 1662 | O'Kean | | | |
| 1669 | Delaplaine | | | |
| 1674 | Peach Orchard | | | |
| 1678 | Knobel | | | |
| 1691 | Corning | | | |
| 1696 | Moark, Ark. | | | |
| 1711 | Neelyville, Mo. | | | |
| 1711 | POPLAR BLUFF | | | |

GALVESTON — HOUSTON — LITTLE ROCK — ST. LOUIS

| Miles | TABLE 22 6-1-50 | 132-82 Daily | 26-22 Daily | 28-8 Daily |
|-------|--------------------|-----------------|----------------|---------------|
| 0 | GALVESTON | | 2.00 | |
| 13 | La Marque | | 2.23 | |
| 21 | Dickinson | | 2.33 | |
| 25 | League City | | 2.39 | |
| 28 | Webster | | 2.51 | |
| 35 | Genoa | | 2.57 | |
| 39 | Dumont | | 3.05 | |
| 50 | HOUSTON | | 3.50 | |
| 62 | HOUSTON | | 4.00 | |
| 62 | Aldine | | 8.50 | |
| 79 | Spring | | 9.45 | |
| 81 | Tamira | | f 9.45 | |
| 89 | Conroe | | f 9.33 | |
| 96 | Willis | | f 4.50 | |
| 105 | New Waverly | | f 5.18 | |
| 117 | Phelps | | f 5.18 | |
| 121 | Dodge | | f 5.38 | |
| 129 | Riverside | | f 5.38 | |
| 135 | Trinity | | f 5.38 | |
| 150 | Lovelady | | f 6.05 | |
| 163 | Crocket | | f 6.22 | |
| 176 | Grapeland | | f 6.22 | |
| 189 | Elkhart | | f 6.22 | |
| 201 | Paletine | | f 6.55 | |
| 201 | Jacksonville | | f 6.55 | |
| 228 | Troup | | f 7.50 | |
| 246 | Arp | | f 8.11 | |
| 263 | Overton | | 4.35 | |
| 267 | Kilgore | | 4.50 | |
| 270 | Longview | | 5.15 | |
| 282 | Longview (T. & P.) | | 6.10 | |
| 302 | Marshall | | 6.30 | |
| 305 | TEXARKANA | | 9.30 | |
| 372 | TEXARKANA | | 10.40 | |
| 372 | TEXARKANA | | 7.50 | |
| 384 | Homan | | 8.30 | |
| 391 | Fulton | | 8.30 | |
| 404 | Hope | | 8.50 | |
| 412 | Emmet | | 9.15 | |
| 419 | Prescott | | 9.15 | |
| 424 | Boughton | | 9.35 | |
| 436 | Gurdon | | 9.59 | |
| 440 | Curtis | | 11.15 | |
| 451 | Arkadelphia | | 11.59 | |
| 462 | Donaldson | | 1.20 | |
| 473 | Malvern | | 1.40 | |
| 485 | Traskwood | | 2.02 | |
| 493 | Benton | | 3.05 | |
| 516 | LITTLE ROCK | | 3.20 | |
| 518 | LITTLE ROCK | | 3.20 | |
| 530 | North Little Rock | | 4.45 | |
| 539 | Jacksonville | | 4.45 | |
| 541 | Austin | | 4.45 | |
| 549 | Beebe | | 4.45 | |
| 556 | McRae | | 4.45 | |
| 562 | Higginson | | 4.45 | |
| 565 | Kensett-Searcy | | 4.45 | |
| 569 | Judsonia | | 4.45 | |
| 574 | Bald Knob | | 4.45 | |
| 579 | Russell | | 4.45 | |
| 584 | Bradford | | 4.45 | |
| 592 | Olyphant | | 4.45 | |
| 601 | Newport | | 4.45 | |
| 602 | Diaz | | 4.45 | |
| 610 | Tuckerman | | 4.45 | |
| 614 | Vance | | 4.45 | |
| 618 | Swift | | 4.45 | |
| 623 | Alicia | | 4.45 | |
| 629 | Minturn | | 4.45 | |
| 636 | Hoxie | | 4.45 | |
| 647 | Walnut Ridge | | 4.45 | |
| 654 | O'Kean | | 4.45 | |
| 659 | Delaplaine | | 4.45 | |
| 663 | Knobel | | 4.45 | |
| 670 | Corning | | 4.45 | |
| 681 | Moark, Ark. | | 4.45 | |
| 681 | Neelyville, Mo. | | 4.45 | |
| 696 | POPLAR BLUFF | | 4.45 | |

| 2000 | | 4.20 | | 6.35 | | 12.30 | | 6.35 | | 3.25 | | 4.30 | | 6.35 | |
|------|-----------------|------|-----------------|------|-----------------|-------|-----------------|------|-----------------|------|-----------------|------|-----------------|------|-----------------|
| Lv | POPLAR BLUFF | Lv | POPLAR BLUFF | Lv | POPLAR BLUFF | Lv | POPLAR BLUFF | Lv | POPLAR BLUFF | Lv | POPLAR BLUFF | Lv | POPLAR BLUFF | Lv | POPLAR BLUFF |
| 2013 | Hendrickson | 1711 | Hendrickson | 1724 | Hendrickson | 1724 | Hendrickson | 1724 | Hendrickson | 1711 | Hendrickson | 1711 | Hendrickson | 1711 | Hendrickson |
| 2020 | Williamsville | 1731 | Williamsville | 1742 | Williamsville | 1742 | Williamsville | 1742 | Williamsville | 1731 | Williamsville | 1731 | Williamsville | 1731 | Williamsville |
| 2031 | Mill Spring | 1744 | Mill Spring | 1750 | Mill Spring | 1750 | Mill Spring | 1750 | Mill Spring | 1744 | Mill Spring | 1744 | Mill Spring | 1744 | Mill Spring |
| 2039 | Leper | 1750 | Leper | 1765 | Leper | 1765 | Leper | 1765 | Leper | 1750 | Leper | 1750 | Leper | 1750 | Leper |
| 2094 | Piedmont | 1765 | Piedmont | 1777 | Piedmont | 1777 | Piedmont | 1777 | Piedmont | 1765 | Piedmont | 1765 | Piedmont | 1765 | Piedmont |
| 2098 | North Des Arc | 1777 | North Des Arc | 1788 | North Des Arc | 1788 | North Des Arc | 1788 | North Des Arc | 1777 | North Des Arc | 1777 | North Des Arc | 1777 | North Des Arc |
| 2098 | Annapolis | 1788 | Annapolis | 1794 | Annapolis | 1794 | Annapolis | 1794 | Annapolis | 1788 | Annapolis | 1788 | Annapolis | 1788 | Annapolis |
| 2067 | Chloride | 1794 | Chloride | 1801 | Chloride | 1801 | Chloride | 1801 | Chloride | 1794 | Chloride | 1794 | Chloride | 1794 | Chloride |
| 2067 | Glover | 1801 | Glover | 1807 | Glover | 1807 | Glover | 1807 | Glover | 1801 | Glover | 1801 | Glover | 1801 | Glover |
| 2077 | Arcadia-Ironton | 1807 | Arcadia-Ironton | 1816 | Arcadia-Ironton | 1816 | Arcadia-Ironton | 1816 | Arcadia-Ironton | 1807 | Arcadia-Ironton | 1807 | Arcadia-Ironton | 1807 | Arcadia-Ironton |
| 2083 | Middlebrook | 1816 | Middlebrook | 1826 | Middlebrook | 1826 | Middlebrook | 1826 | Middlebrook | 1816 | Middlebrook | 1816 | Middlebrook | 1816 | Middlebrook |
| 2085 | Iron Mountain | 1826 | Iron Mountain | 1835 | Iron Mountain | 1835 | Iron Mountain | 1835 | Iron Mountain | 1826 | Iron Mountain | 1826 | Iron Mountain | 1826 | Iron Mountain |
| 2090 | Bismarck | 1835 | Bismarck | 1850 | Bismarck | 1850 | Bismarck | 1850 | Bismarck | 1835 | Bismarck | 1835 | Bismarck | 1835 | Bismarck |
| 2096 | Iron Mountain | 1850 | Iron Mountain | 1856 | Iron Mountain | 1856 | Iron Mountain | 1856 | Iron Mountain | 1850 | Iron Mountain | 1850 | Iron Mountain | 1850 | Iron Mountain |
| 2105 | Mineral Point | 1856 | Mineral Point | 1867 | Mineral Point | 1867 | Mineral Point | 1867 | Mineral Point | 1856 | Mineral Point | 1856 | Mineral Point | 1856 | Mineral Point |
| 2109 | Mineral Point | 1867 | Mineral Point | 1870 | Mineral Point | 1870 | Mineral Point | 1870 | Mineral Point | 1867 | Mineral Point | 1867 | Mineral Point | 1867 | Mineral Point |
| 2115 | Blackwell | 1870 | Blackwell | 1877 | Blackwell | 1877 | Blackwell | 1877 | Blackwell | 1870 | Blackwell | 1870 | Blackwell | 1870 | Blackwell |
| 2124 | Cadet | 1877 | Cadet | 1880 | Cadet | 1880 | Cadet | 1880 | Cadet | 1877 | Cadet | 1877 | Cadet | 1877 | Cadet |
| 2134 | De Soto | 1880 | De Soto | 1880 | De Soto | 1880 | De Soto | 1880 | De Soto | 1880 | De Soto | 1880 | De Soto | 1880 | De Soto |
| 2139 | Riverside | 1880 | Riverside | 1880 | Riverside | 1880 | Riverside | 1880 | Riverside | 1880 | Riverside | 1880 | Riverside | 1880 | Riverside |
| 2149 | Kimmswick | 1880 | Kimmswick | 1880 | Kimmswick | 1880 | Kimmswick | 1880 | Kimmswick | 1880 | Kimmswick | 1880 | Kimmswick | 1880 | Kimmswick |
| 2156 | Jefferson B'ks | 1880 | Jefferson B'ks | 1880 | Jefferson B'ks | 1880 | Jefferson B'ks | 1880 | Jefferson B'ks | 1880 | Jefferson B'ks | 1880 | Jefferson B'ks | 1880 | Jefferson B'ks |
| 2166 | Broadway | 1880 | Broadway | 1880 | Broadway | 1880 | Broadway | 1880 | Broadway | 1880 | Broadway | 1880 | Broadway | 1880 | Broadway |
| 2166 | Tower Grove | 1880 | Tower Grove | 1880 | Tower Grove | 1880 | Tower Grove | 1880 | Tower Grove | 1880 | Tower Grove | 1880 | Tower Grove | 1880 | Tower Grove |
| 2169 | ST. LOUIS | 1880 | ST. LOUIS | 1880 | ST. LOUIS | 1880 | ST. LOUIS | 1880 | ST. LOUIS | 1880 | ST. LOUIS | 1880 | ST. LOUIS | 1880 | ST. LOUIS |

LOS ANGELES — EL PASO — FT. WORTH —
DALLAS — LITTLE ROCK — MEMPHIS

MEXICO CITY — SAN ANTONIO —
LITTLE ROCK — MEMPHIS

GALVESTON — HOUSTON — LITTLE ROCK —
MEMPHIS

| 2000 | | 4.20 | | 6.35 | | 12.30 | | 6.35 | | 3.25 | | 4.30 | | 6.35 | |
|------|-------------------------------------|-------|-------------------------------------|-------|-------------------------------------|-------|-------------------------------------|-------|-------------------------------------|------|-------------------------------------|-------|-------------------------------------|-------|-------------------------------------|
| Lv | LOS ANGELES (PT.) | Lv | LOS ANGELES (PT.) | Lv | LOS ANGELES (PT.) | Lv | LOS ANGELES (PT.) | Lv | LOS ANGELES (PT.) | Lv | LOS ANGELES (PT.) | Lv | LOS ANGELES (PT.) | Lv | LOS ANGELES (PT.) |
| 812 | EL PASO (MT) | 12.50 | EL PASO (MT) | 6.15 | EL PASO (MT) | 6.15 | EL PASO (MT) | 6.15 | EL PASO (MT) | 812 | EL PASO (MT) | 12.50 | EL PASO (MT) | 12.50 | EL PASO (MT) |
| 1427 | FT. WORTH (GT) | 5.15 | FT. WORTH (GT) | 6.15 | FT. WORTH (GT) | 6.15 | FT. WORTH (GT) | 6.15 | FT. WORTH (GT) | 1427 | FT. WORTH (GT) | 5.15 | FT. WORTH (GT) | 5.15 | FT. WORTH (GT) |
| 1459 | DALLAS | 6.15 | DALLAS | 11.45 | DALLAS | 11.45 | DALLAS | 11.45 | DALLAS | 1459 | DALLAS | 6.15 | DALLAS | 6.15 | DALLAS |
| 1576 | TEXARKANA | 10.30 | TEXARKANA | 12.05 | TEXARKANA | 12.05 | TEXARKANA | 12.05 | TEXARKANA | 1576 | TEXARKANA | 10.30 | TEXARKANA | 10.30 | TEXARKANA |
| For | intermediate points see Table above | 10.40 | intermediate points see Table above | 12.05 | intermediate points see Table above | 12.05 | intermediate points see Table above | 12.05 | intermediate points see Table above | For | intermediate points see Table above | 10.40 | intermediate points see Table above | 10.40 | intermediate points see Table above |
| 1676 | TEXARKANA | 10.40 | TEXARKANA | 12.05 | TEXARKANA | 12.05 | TEXARKANA | 12.05 | TEXARKANA | 1676 | TEXARKANA | 10.40 | TEXARKANA | 10.40 | TEXARKANA |
| 1688 | Homan | 10.40 | Homan | 12.05 | Homan | 12.05 | Homan | 12.05 | Homan | 1688 | Homan | 10.40 | Homan | 10.40 | Homan |
| 1695 | Fulton | 9.45 | Fulton | 12.45 | Fulton | 12.45 | Fulton | 12.45 | Fulton | 1695 | Fulton | 9.45 | Fulton | 9.45 | Fulton |
| 1708 | Hope | 9.45 | Hope | 12.45 | Hope | 12.45 | Hope | 12.45 | Hope | 1708 | Hope | 9.45 | Hope | 9.45 | Hope |
| 1716 | Emmet | 10.05 | Emmet | 12.45 | Emmet | 12.45 | Emmet | 12.45 | Emmet | 1716 | Emmet | 10.05 | Emmet | 10.05 | Emmet |
| 1723 | Prescott | 10.05 | Prescott | 12.45 | Prescott | 12.45 | Prescott | 12.45 | Prescott | 1723 | Prescott | 10.05 | Prescott | 10.05 | Prescott |
| 1728 | Boughton | 10.40 | Boughton | 1.20 | Boughton | 1.20 | Boughton | 1.20 | Boughton | 1728 | Boughton | 10.40 | Boughton | 10.40 | Boughton |
| 1740 | Gurdon | 10.40 | Gurdon | 1.40 | Gurdon | 1.40 | Gurdon | 1.40 | Gurdon | 1740 | Gurdon | 10.40 | Gurdon | 10.40 | Gurdon |
| 1744 | Curtis | 11.05 | Curtis | 1.40 | Curtis | 1.40 | Curtis | 1.40 | Curtis | 1744 | Curtis | 11.05 | Curtis | 11.05 | Curtis |
| 1755 | Arkadelphia | 11.45 | Arkadelphia | 2.02 | Arkadelphia | 2.02 | Arkadelphia | 2.02 | Arkadelphia | 1755 | Arkadelphia | 11.45 | Arkadelphia | 11.45 | Arkadelphia |
| 1766 | Donaldson | 11.45 | Donaldson | 3.05 | Donaldson | 3.05 | Donaldson | 3.05 | Donaldson | 1766 | Donaldson | 11.45 | Donaldson | 11.45 | Donaldson |
| 1777 | Malvern | 1.10 | Malvern | 3.05 | Malvern | 3.05 | Malvern | 3.05 | Malvern | 1777 | Malvern | 1.10 | Malvern | 1.10 | Malvern |
| 1789 | Traskwood | 1.10 | Traskwood | 3.05 | Traskwood | 3.05 | Traskwood | 3.05 | Traskwood | 1789 | Traskwood | 1.10 | Traskwood | 1.10 | Traskwood |
| 1797 | Benton | 2.02 | Benton | 3.05 | Benton | 3.05 | Benton | 3.05 | Benton | 1797 | Benton | 2.02 | Benton | 2.02 | Benton |
| 1820 | LITTLE ROCK | 2.02 | LITTLE ROCK | 3.05 | LITTLE ROCK | 3.05 | LITTLE ROCK | 3.05 | LITTLE ROCK | 1820 | LITTLE ROCK | 2.02 | LITTLE ROCK | 2.02 | LITTLE ROCK |
| 1820 | LITTLE ROCK | 2.02 | LITTLE ROCK | 3.05 | LITTLE ROCK | 3.05 | LITTLE ROCK | 3.05 | LITTLE ROCK | 1820 | LITTLE ROCK | 2.02 | LITTLE ROCK | 2.02 | LITTLE ROCK |
| 1822 | North Little Rock | 2.30 | North Little Rock | 3.30 | North Little Rock | 3.30 | North Little Rock | 3.30 | North Little Rock | 1822 | North Little Rock | 2.30 | North Little Rock | 2.30 | North Little Rock |
| 1834 | Jacksonville | 3.28 | Jacksonville | 4.20 | Jacksonville | 4.20 | Jacksonville | 4.20 | Jacksonville | 1834 | Jacksonville | 3.28 | Jacksonville | 3.28 | Jacksonville |
| 1853 | Bebe | 3.45 | Bebe | 4.35 | Bebe | 4.35 | Bebe | 4.35 | Bebe | 1853 | Bebe | 3.45 | Bebe | 3.45 | Bebe |
| 1859 | Kensett | 3.45 | Kensett | 4.35 | Kensett | 4.35 | Kensett | 4.35 | Kensett | 1859 | Kensett | 3.45 | Kensett | 3.45 | Kensett |
| 1878 | Bald Knob | 4.06 | Bald Knob | 5.01 | Bald Knob | 5.01 | Bald Knob | 5.01 | Bald Knob | 1878 | Bald Knob | 4.06 | Bald Knob | 4.06 | Bald Knob |
| 1878 | Bald Knob | 4.06 | Bald Knob | 5.01 | Bald Knob | 5.01 | Bald Knob | 5.01 | Bald Knob | 1878 | Bald Knob | 4.06 | Bald Knob | 4.06 | Bald Knob |
| 1890 | New Augusta | 4.17 | New Augusta | 5.01 | New Augusta | 5.01 | New Augusta | 5.01 | New Augusta | 1890 | New Augusta | 4.17 | New Augusta | 4.17 | New Augusta |
| 1890 | New Augusta | 4.17 | New Augusta | 5.01 | New Augusta | 5.01 | New Augusta | 5.01 | New Augusta | 1890 | New Augusta | 4.17 | New Augusta | 4.17 | New Augusta |
| 1900 | McCroy | 4.30 | McCroy | 5.40 | McCroy | 5.40 | McCroy | 5.40 | McCroy | 1900 | McCroy | 4.30 | McCroy | 4.30 | McCroy |
| 1910 | Fair Oaks | 4.30 | Fair Oaks | 5.40 | Fair Oaks | 5.40 | Fair Oaks | 5.40 | Fair Oaks | 1910 | Fair Oaks | 4.30 | Fair Oaks | 4.30 | Fair Oaks |
| 1923 | Wynne | 5.18 | Wynne | 6.06 | Wynne | 6.06 | Wynne | 6.06 | Wynne | 1923 | Wynne | 5.18 | Wynne | 5.18 | Wynne |
| 1937 | Wynne | 5.18 | Wynne | 6.06 | Wynne | 6.06 | Wynne | 6.06 | Wynne | 1937 | Wynne | 5.18 | Wynne | 5.18 | Wynne |
| 1942 | Earle | 5.27 | Earle | 6.30 | Earle | 6.30 | Earle | 6.30 | Earle | 1942 | Earle | 5.27 | Earle | 5.27 | Earle |
| 1952 | Crawfordsville | 5.42 | Crawfordsville | 7.00 | Crawfordsville | 7.00 | Crawfordsville | 7.00 | Crawfordsville | 1952 | Crawfordsville | 5.42 | Crawfordsville | 5.42 | Crawfordsville |
| 1969 | MEMPHIS | 6.20 | MEMPHIS | 7.00 | MEMPHIS | 7.00 | MEMPHIS | 7.00 | MEMPHIS | 1969 | MEMPHIS | 6.20 | MEMPHIS | 6.20 | MEMPHIS |

*Stops to receive or discharge revenue passengers.

▲—Bus Service-rail tickets honored.

■—Stops to receive revenue passengers.

f—Stops on Signal.

Light figures indicate A. M.

Black figures indicate P. M.

TABLE
5-1-50**23**

ST. LOUIS — LITTLE ROCK — BENTON — HOT SPRINGS

| Miles | | 31-831 Daily | 7-219 Daily | Miles | | 220-8 Daily | 832-32 Daily |
|-------|---------------------------|-----------------|----------------|-------|---------------------------|----------------|-----------------|
| 0 | Lv ST. LOUIS | 5.35 | 12.45 | 0 | Lv Hot Springs Nat'l Park | 1.45 | 8.00 |
| 3 | Lv Tower Grove | 5.46 | 12.54 | 30 | Lv Benton | 2.31 | 9.00 |
| 10 | Lv Broadway | | ★ 1.09 | 53 | Ar Little Rock | 3.00 | 9.45 |
| 45 | Lv DeSoto | | 1.52 | 53 | Lv Little Rock | 3.20 | 11.59 |
| 64 | Lv Mineral Point | | | 65 | Lv Jacksonville | | |
| 79 | Lv Bismarck | 7.32 | ★ 2.45 | 86 | Lv Beebe | | |
| 84 | Lv Iron Mountain | | ★ 2.55 | 102 | Lv Kensett | | |
| 92 | Lv Arcadia-Ironton | f 7.49 | ★ 3.10 | 111 | Lv Bald Knob | | |
| 111 | Lv Annapolis | | ★ 3.39 | 138 | Lv Newport | 4.46 | 1.32 |
| 130 | Lv Piedmont | | ★ 4.10 | 173 | Lv Hoxie | ★ 5.20 | 2.10 |
| 149 | Lv Williamsville | | ★ 4.44 | 200 | Lv Knobel | | |
| 169 | Ar Poplar Bluff | 9.35 | ★ 5.45 | 207 | Lv Corning | ★ 5.55 | |
| 169 | Ar Poplar Bluff | 9.45 | 6.05 | 233 | Ar Poplar Bluff | 6.25 | 3.15 |
| 195 | Lv Corning | | 6.33 | 233 | Lv Poplar Bluff | 6.35 | 3.25 |
| 202 | Lv Knobel | | ★ 6.42 | 253 | Lv Williamsville | | |
| 229 | Lv Hoxie | ★ 10.45 | 7.30 | 272 | Lv Piedmont | ★ 7.24 | ★ 4.15 |
| 264 | Lv Newport | 11.20 | 8.25 | 291 | Lv Annapolis | | |
| 291 | Lv Bald Knob | | 8.59 | 310 | Lv Arcadia-Ironton | 8.15 | f 5.10 |
| 300 | Lv Kensett | | 9.15 | 318 | Lv Iron Mountain | | |
| 316 | Lv Beebe | | 9.33 | 323 | Lv Bismarck | 8.35 | 5.35 |
| 335 | Lv Jacksonville | | | 338 | Lv Mineral Point | | |
| 349 | Ar Little Rock | 1.05 | 10.30 | 357 | Lv DeSoto | | |
| 349 | Lv Little Rock | 2.30 | 11.20 | 392 | Ar Broadway | ★ 10.23 | |
| 372 | Lv Benton | 2.55 | 11.44 | 399 | Ar Tower Grove | 10.37 | 7.30 |
| 402 | Ar Hot Springs Nat'l Park | 4.00 | 12.45 | 402 | Ar ST. LOUIS | 11.00 | 7.50 |

See Table 17 for complete schedules
St. Louis to Little Rock.

See Table 20 for complete schedules
Little Rock to St. Louis.

TABLE
6-30-50**24**

LITTLE ROCK — HOT SPRINGS

Via Missouri Pacific Bus Lines

| | Bus Daily | Bus Daily | Bus Daily | Bus Daily | Bus Daily | Bus Daily | Bus Daily |
|----------------|--------------|--------------|--------------|--------------|--------------|--------------|--------------|
| Lv LITTLE ROCK | 7.30 | 10.15 | 1.30 | 4.30 | 5.45 | 8.00 | 1.00 |
| Benton | 8.20 | 11.05 | 2.20 | 5.20 | 6.35 | 8.50 | 1.40 |
| Ar HOT SPRINGS | 9.20 | 12.05 | 3.20 | 6.15 | 7.35 | 9.50 | 2.30 |
| Lv HOT SPRINGS | 2.30 | 5.00 | 7.10 | 10.20 | 1.00 | 4.45 | 9.45 |
| Benton | f | 6.05 | 8.10 | 11.20 | 2.00 | 5.45 | 10.40 |
| Ar LITTLE ROCK | 4.00 | 6.55 | 9.00 | 12.10 | 2.50 | 6.35 | 11.30 |

NOTE—Time shown at Little Rock is for Bus Station at Markham & Louisiana St.

TABLE
5-1-50**25**

ST. LOUIS — WYNNE — HELENA — MEMPHIS

| Miles | | 3-303 220 Daily | Bus Daily | Miles | | 219 304 Daily | Bus Daily |
|-------|--------------------|-----------------------|--------------|-------|--------------------|---------------------|--------------|
| 0 | Lv ST. LOUIS | 7.22 | | 0 | Lv MEMPHIS | 8.00 | 12.30 |
| 3 | Lv Tower Grove | 7.30 | | 17 | Lv Crawfordsville | | 1.20 |
| 10 | Lv Broadway | 7.45 | | 27 | Lv Earle | 8.33 | 1.35 |
| 45 | Lv De Soto | 8.38 | | 32 | Lv Parkin | | 1.45 |
| 64 | Lv Mineral Point | 9.06 | | 46 | Ar Wynne | 9.00 | 2.25 |
| 79 | Lv Bismarck | 9.37 | | 0 | Lv HELENA | ▲ 6.00 | 12.20 |
| 92 | Lv Arcadia-Ironton | 10.00 | | 13 | Lv Lexa Jct. | 6.30 | 12.50 |
| 111 | Lv Annapolis | 10.35 | | 26 | Lv Marianna | 6.55 | 1.25 |
| 130 | Lv Piedmont | 11.05 | | 40 | Lv Forrest City | 7.45 | 2.10 |
| 149 | Lv Williamsville | 11.35 | | 45 | Lv Caldwell | 7.55 | 2.20 |
| 169 | Ar Poplar Bluff | 12.30 | | 55 | Ar Wynne | ▲ 8.15 | 2.40 |
| 169 | Ar Poplar Bluff | 12.40 | | 46 | Lv Wynne | 9.10 | 2.40 |
| 195 | Lv Corning | 1.18 | 6.00 | 53 | Lv Vandale | 9.20 | 2.55 |
| 202 | Ar Knobel | 1.35 | | 59 | Lv Cherry Valley | 9.28 | 3.10 |
| 202 | Lv Knobel | 2.25 | | 64 | Lv White Hall | 9.38 | 3.25 |
| 215 | Lv Gainesville | f 2.43 | f | 70 | Lv Harrisburg | 9.46 | 3.40 |
| 223 | Lv Paragould | 2.55 | 7.00 | 89 | Lv Jonesboro | | 4.35 |
| 235 | Lv Brookland | 3.15 | 7.20 | 95 | Lv Nettleton | | 10.15 |
| 241 | Lv Nettleton | 3.30 | | 107 | Lv Brookland | | 10.26 |
| 260 | Lv Jonesboro | | 7.45 | 115 | Lv Paragould | | 10.54 |
| 260 | Lv Harrisburg | 4.07 | 8.40 | 128 | Lv Gainesville | f 11.02 | 5.10 |
| 266 | Lv White Hall | 4.19 | 8.55 | | Ar Knobel | 11.20 | |
| 271 | Lv Cherry Valley | 4.32 | 9.10 | 128 | Lv Knobel | 11.25 | |
| 277 | Lv Vandale | f 4.50 | 9.25 | 135 | Lv Corning | 11.35 | 6.10 |
| 284 | Ar Wynne | 5.00 | 9.40 | 161 | Ar Poplar Bluff | 12.20 | |
| 284 | Lv Wynne | ▲ 9.15 | 9.40 | 161 | Lv Poplar Bluff | 12.30 | |
| 294 | Lv Caldwell | 9.35 | 10.00 | 181 | Lv Williamsville | 12.58 | |
| 299 | Lv Forrest City | 9.50 | 10.20 | 200 | Lv Piedmont | 1.30 | |
| 313 | Lv Marianna | 10.25 | 11.00 | 219 | Lv Annapolis | 1.57 | |
| 326 | Lv Lexa Jct. | 10.50 | 11.25 | 238 | Lv Arcadia-Ironton | 2.25 | |
| 339 | Ar HELENA | ▲ 11.20 | 11.59 | 251 | Lv Bismarck | 2.50 | |
| 284 | Lv Wynne | 5.40 | 9.50 | 266 | Lv Mineral Point | 3.11 | |
| 298 | Lv Parkin | | 10.20 | 285 | Lv De Soto | 3.45 | |
| 303 | Lv Earle | 6.06 | 10.30 | 320 | Lv Broadway | f 4.50 | |
| 313 | Lv Crawfordsville | | 10.45 | 327 | Lv Tower Grove | 5.12 | |
| 330 | Ar MEMPHIS | 7.00 | 11.30 | 330 | Ar ST. LOUIS | 5.30 | |

▲—Via Missouri Pacific Bus Lines — Rail tickets honored — Remains cannot be handled.
f—Stops on signal. ★—Stops to receive or discharge revenue passengers.

Railroads Adopt 5-Point Program to Insure More Cars for National Defense

When our nation began its preparations to meet the threat of a world-wide war in 1939 it found the railroads ready for emergency duty. This was amply demonstrated as the output of rail freight transportation more than doubled between 1939 and 1944.

Now another national defense emergency finds the railroads even better prepared than they were in 1939—thanks to the consistent, extensive modernization and expansion of their facilities and equipment. And as a further assurance of preparedness to meet the needs of commerce and national defense the rail industry recently adopted a five-fold program through which the railroads will:

1. Increase the national car supply by 122,000 new freight cars.
2. Promptly repair all bad-order cars.
3. Strive to attain the World War II peak of moving every car an average of 50 miles per day.
4. Do everything possible to obtain the most efficient use of freight cars.
5. Enlist shipper cooperation in getting the maximum use of the freight car fleet.

America's railroads have spent more than seven billion dollars for additions to and improvements in their plant and equipment since 1939. They now have 10,000 miles of new automatic signaling and more than 9,000 miles of new centralized traffic control that were not available then. They have 12,000 diesel-electric locomotives too, which they did not have in 1939, plus 1,800 new and better steam locomotives. They also have more and better cars now than they had when World War II began, but they will need the extra capacity their new five-point program is designed to provide. That program must succeed. If shippers will assist as effectively and efficiently as they did throughout the second World War—it cannot fail.



ARKANSAS

SPANIARDS commanded by De Soto were the first white men to explore the territory that is now Arkansas in 1541 but a Frenchman, De Tonti, established the first permanent settlement—at Arkansas Post in 1686. A part of the Louisiana Purchase territory acquired by the United States in 1803, Arkansas was the third state formed out of that vast area. It was admitted to the Union as the 25th state in 1836, with Little Rock as the capital. The state's name evolved from that of an Indian tribe, and the pronunciation, "ArkanSAW," was officially proclaimed in a resolution passed by the General Assembly in 1881.

Because of its rich and abundant agricultural and mineral resources Arkansas proudly refer to their state as "The Wonder State." Arkansas ranks second in the production of cotton and, in addition, grows practically every crop produced in the United States, excepting citrus fruits.

Fuel minerals contribute two-thirds of the state's mineral income but Arkansas also produces 93 per cent of the nation's bauxite (aluminum ore) and has the only diamonds mined on the North American continent.


Barite, ceramic clay, chalk, gypsum, glass sand, limestone, manganese, novaculite, nepheline syenite, titanium, zinc and tripoli are other Arkansas mineral products.

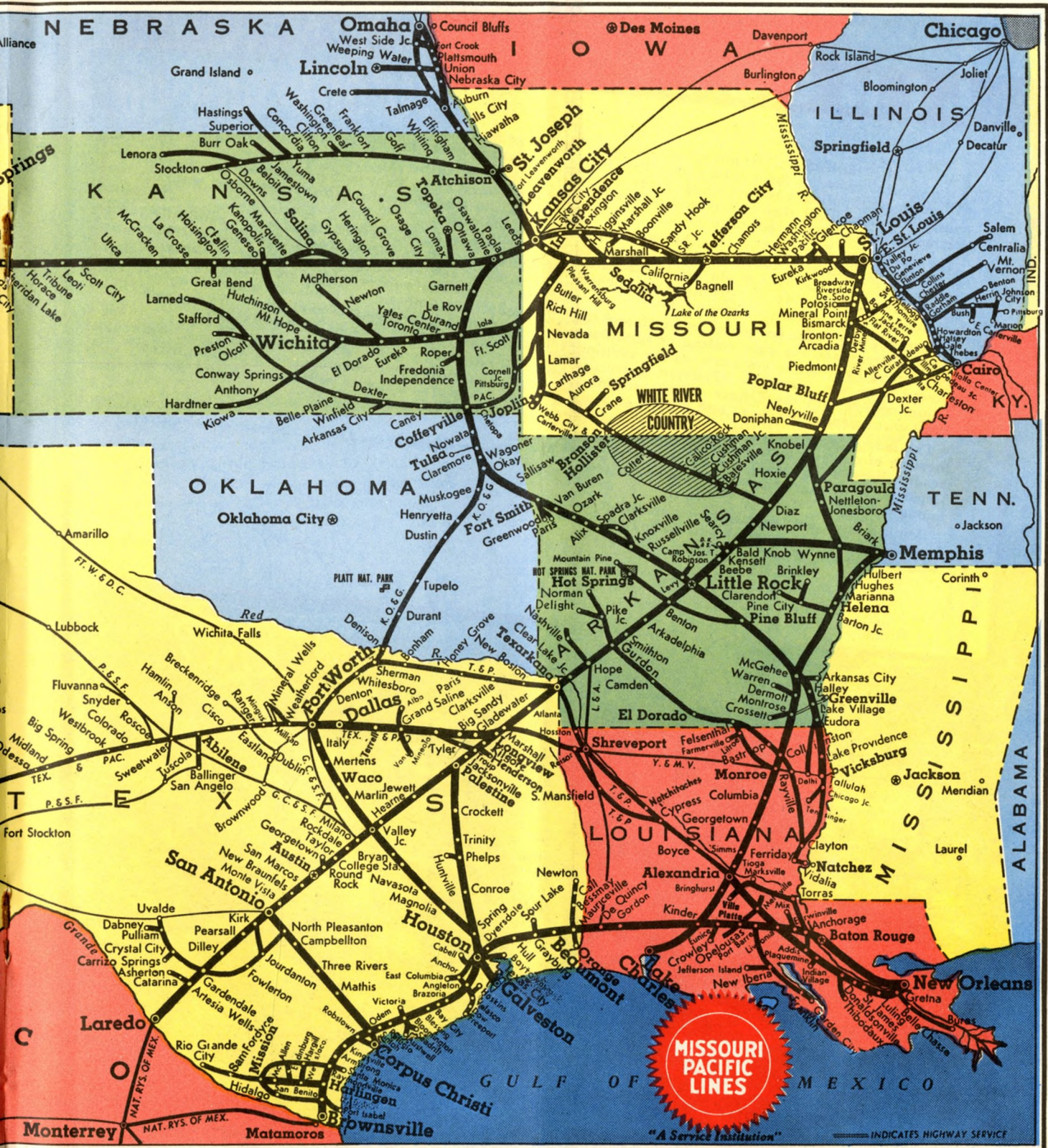
Forest lands covering 20,052,926 acres of short-leaf pine and hardwoods comprise one of the state's greatest resources as do also its scenic beauty and diversity of year-round vacation opportunities.

In the past ten years, approximately 1,500 new industries have located within Arkansas and during the two-year period of 1947-48 approximately \$80,000,000 was invested in new industrial plants and equipment.

At the approximate center of the 10,000-mile Missouri Pacific system Arkansas is criss-crossed from corner to corner and border to border by Missouri Pacific rails, comprising 40 per cent of the state's total railroad mileage.

No. 1 in a series of color pages featuring the states served by Missouri Pacific Lines.





"A Service Institution"

INDICATES HIGHWAY SERVICE



LINCOLN

★ THE CAPITAL OF NEBRASKA ★

LINCOLN, NEBRASKA, is nearer to the geographical center of the United States than any other metropolitan city, and enjoys many more unusual characteristics than any other comparable community of 105,000 population.

It's the Capital City of Nebraska, known particularly for the imposing beauty of its sky-scraping state capitol building. In Lincoln are located also the Nebraska State Fair, the penitentiary, mental hospital and many other state institutions.

Lincoln is one of the few places in which both the state university and the state college of agriculture are located. Each has its own campus. In addition, located here are Nebraska Wesleyan university, Union college and the Cotner college seminary. Total enrollment is nearly 11,000 college students.

The federal government found Lincoln ideal for location of a big regional Veterans' Administration headquarters, a Veterans' hospital and a regional Department of Agriculture division with several hundred employees.

Being blessed with excellent transportation facilities, Lincoln early became an outstanding retail and wholesale center. Today, five major railroads con-


verge here, as do several national highways and the routes of important airlines.

Surrounding the city is one of the nation's finest agricultural areas. Many farm products are processed here and then shipped on to the rest of the nation and the world.

Moreover, Lincoln is the home of several nationally known manufacturing concerns. Jeweled watches, automatic telephone equipment, motor "scooters" and commercial rubber belting are among the main products, but other firms produce a great variety of items ranging from plastics to fire alarm systems and from egg crates to walking lawn sprinklers.

Blessed with wide downtown streets, this progressive midwestern community is a pleasant haven for travelers, many of whom come and go by Missouri Pacific trains.

(Story prepared by the Lincoln Chamber of Commerce)



DO YOU KNOW?

What is the most important medium of transporting mail in the United States?

Railroads carry approximately 94 per cent of the volume in pieces of all intercity first-class mail and 90 per cent of the poundage of all intercity first-class mail. They transport an even larger—approaching 99 per cent—of intercity second and third-class mail and parcel post. Airlines carry approximately 6 per cent of the number of pieces and 10 per cent of the poundage of intercity first-class mail.

What are the railroads and the airlines paid for carrying first-class mail?

For the fiscal year ended June 30, 1949, the railroads received a little more than \$27,000,000 for handling 94 per cent of the intercity first-class mail, while the airlines were paid approximately \$55,500,000 for carrying the other 6 per cent of this class of mail.

Are the railroads in any way subsidized by the government through payment for carrying the mail?

No. Railroads today are performing mail transportation service at a heavy loss, because the cost to them of this service is much greater than the payment made for it. In February, 1947, the latest period for which cost figures are available, it was costing the railroads \$1.54 for each \$1.00 of revenue received for carrying the mail.

How are the railroads paid for handling mail?

Railroads are paid for handling mail on a space basis—that is, they are paid for mail transported on the basis of railway car space ordered by the Post Office Department. This method was adopted by the I.C.C. in 1916 on recommendation of the Post Office Department as most equitable to both the department and the railroads. Mail transportation rates, fixed by the I.C.C., provide a specific and separate charge upon the return of empty mail cars when they must be returned empty to the point of origin to meet the needs of the postal service. Where express, baggage or any commodities other than mail are placed in returning mail cars, the railroad receives no compensation whatever from the Post Office Department for the return movement.

TABLE
5-1-50

26

ST. LOUIS — MEMPHIS — AUSTIN
— SAN ANTONIO — MEXICO

| Miles | | 21 Daily | 31 Daily | 37 Daily | Miles | | 22 Daily | 32 Daily | 38 Daily |
|-------|--------------------------|-------------|-------------|-------------|-------|--------------------------|-------------|-------------|-------------|
| 0 | Lv ST. LOUIS | 5.30 | 5.35 | 12.45 | 0 | N de M | | | |
| | Lv MEMPHIS | 8.30 | 8.30 | 8.00 | 326 | Lv MEXICO CITY | 8.00 | | |
| 349 | Lv LITTLE ROCK | 12.20 | 1.35 | 11.25 | 635 | Lv SAN LUIS POTOSI | 6.35 | | |
| 493 | Ar TEXARKANA | 3.00 | 4.50 | 2.30 | 801 | Lv MONTERREY | 3.50 | | |
| 493 | Lv TEXARKANA(T&P) | 3.10 | 5.15 | 4.15 | | Ar NUEVO LAREDO | 8.00 | | |
| 583 | Ar Longview | 4.45 | 7.00 | 6.50 | 0 | Lv LAREDO (I-GN) | 9.05 | | |
| ✓ 12 | Lv Longview(I-GN) | 4.50 | 7.15 | 7.10 | 39 | Lv Encinal | 10.09 | | |
| 29 | Lv Kilgore | ★5.05 | 7.35 | 7.28 | 56 | Lv Artesia Wells | f10.35 | | |
| 22 | Lv Overton | | 7.52 | 7.46 | 67 | Lv Cotulla | 10.55 | | |
| 36 | Ar Troup | ★5.34 | 8.13 | 8.11 | 73 | Lv Gardendale | f11.07 | | |
| | Lv Tyler | ▲4.45 | ▲7.20 | ▲7.20 | 77 | Lv Millett | 11★15 | | |
| | Ar Troup | ▲5.25 | ▲8.00 | ▲8.00 | 84 | Lv Dilley | 11.28 | | |
| 36 | Lv Troup | ★5.34 | 8.13 | 8.11 | 91 | Lv Derby | f11.39 | | |
| 42 | Lv Gould | | | | 100 | Lv Pearsall | 11.56 | | |
| 54 | Lv Jacksonville | ★5.54 | 8.37 | 8.38 | 112 | Lv Moore | f12.15 | | |
| 61 | Lv Ironton | | | | 121 | Lv Devine | 12.32 | | |
| 65 | Lv Prices | | | | 126 | Lv Natalia | f12.40 | | |
| 70 | Lv Neches | | | 9.09 | 131 | Lv Lytle | 12.50 | | |
| 81 | Ar Palestine | 6.30 | 9.25 | 9.40 | 141 | Lv Von Ormy | f 1.05 | | |
| 81 | Lv Tucker | 6.45 | 9.40 | 10.30 | 154 | Ar SAN ANTONIO | 1.30 | | |
| 99 | Lv Oakwood | | | ★10.42 | | Lv CORPUS CHRISTI | 9.50 | 11.45 | |
| 107 | Lv Keechi | | | f10.54 | 154 | Lv SAN ANTONIO | 2.10 | 8.15 | 8.16 |
| 118 | Lv Buffalo | | | f11.06 | 157 | Lv Monte Vista | 2.17 | 8.24 | 8.23 |
| 125 | Lv Jewett | | 10.36 | f11.18 | 165 | Lv Wetmore | | 9.04 | 8.34 |
| 136 | Lv Marquez | | | f11.33 | 185 | Lv New Braunfels | ★2.48 | | ★3.02 |
| 145 | Lv Ridge | | | f11.48 | 196 | Lv Hunter | ★3.06 | 9.30 | ★3.16 |
| 150 | Lv Easterly | | | f12.05 | 203 | Lv San Marcos | | | 9.30 |
| 154 | Lv New Baden | | | f12.11 | 212 | Lv Kyle | | | 9.44 |
| 158 | Lv Franklin | | 11.18 | 12.18 | 218 | Lv Buda | | | 9.55 |
| 171 | Lv Hearne | ★8.22 | 11.35 | 12.45 | 223 | Lv Manchaca | | | 10★00 |
| 175 | Ar Valley Jct. | | 11.50 | 1.00 | 233 | Ar AUSTIN | ★3.40 | 10.25 | 10.35 |
| | Lv FT. WORTH | | 7.10 | | 233 | Lv McNeil | ★3.40 | 10.25 | 10.35 |
| | Ar Valley Jct. | | 11.50 | | 246 | Lv Round Rock | | | 11.07 |
| 175 | Lv Valley Jct. | | 11.50 | 1.00 | 259 | Lv Hutto | 4.22 | 11.15 | 11.20 |
| 181 | Lv Gause | | | 1.09 | 268 | Lv Taylor | | | 11.45 |
| 191 | Lv Milano | | 12.17 | 1.38 | 274 | Lv Thrall | | | 11.57 |
| 200 | Lv Rockdale | | 12.28 | 1.56 | 280 | Lv Thorndale | | | 12.08 |
| 214 | Lv Thorndale | | | 2.23 | 294 | Lv Rockdale | | 11.50 | 12.28 |
| 220 | Lv Thrall | | | 2.39 | 303 | Lv Milano | | 11.59 | 12.39 |
| 226 | Lv Taylor | 9.23 | 1.05 | 3.05 | 313 | Lv Gause | | | 1.09 |
| 235 | Lv Hutto | | | 3.25 | 319 | Ar Valley Jct. | | 12.35 | 1.25 |
| 243 | Lv Round Rock | | | 3.37 | | Lv Valley Jct. | | 12.35 | |
| 248 | Lv McNeil | | | 3.49 | | Ar FT. WORTH | | 5.05 | |
| 261 | Ar AUSTIN | 10.00 | 1.50 | 4.35 | 319 | Lv Valley Jct. | ★5.18 | 12.35 | 1.25 |
| 261 | Lv AUSTIN | 10.00 | 1.50 | 4.35 | 323 | Lv Hearne | | 12.44 | 1.52 |
| 271 | Lv Manchaca | | | 4.55 | 336 | Lv Franklin | | 1.00 | 2.12 |
| 276 | Lv Buda | | | 5.04 | 340 | Lv New Baden | | | 2.20 |
| 282 | Lv Kyle | | | 5.15 | 344 | Lv Easterly | | | 2.30 |
| 291 | Lv San Marcos | 10★36 | 2.31 | 5.35 | 349 | Lv Ridge | | | 2.40 |
| 298 | Lv Hunter | | | 5.48 | 358 | Lv Marquez | | | 2.55 |
| 309 | Lv New Braunfels | 10★57 | 2.59 | 6.04 | 369 | Lv Jewett | | 1.43 | 3.15 |
| 329 | Lv Wetmore | | | 6.38 | 376 | Lv Buffalo | | | 3.32 |
| 337 | Lv Monte Vista | 11.29 | 3.35 | 6.52 | 387 | Lv Keechi | | | 3.44 |
| 340 | Ar SAN ANTONIO | 11.40 | 3.45 | 7.10 | 395 | Lv Oakwood | | | 4.02 |
| | Ar CORPUS CHRISTI | 4.25 | 4.35 | 4.25 | 403 | Lv Tucker | | | ★4.18 |
| 340 | Lv SAN ANTONIO | 12.05 | | | 413 | Lv Palestine | 6.55 | 2.45 | 4.40 |
| 353 | Lv Von Ormy | f12.30 | | | 413 | Lv Palestine | 7.15 | 3.05 | 5.30 |
| 363 | Lv Lytle | 12.50 | | | 424 | Lv Neches | | | f 5.46 |
| 368 | Lv Natalia | f12.59 | | | 429 | Lv Prices | | | |
| 373 | Lv Devine | f 1.08 | | | 433 | Lv Ironton | | | |
| 382 | Lv Moore | f 1.20 | | | 440 | Lv Jacksonville | ★7.50 | 3.47 | 6.22 |
| 394 | Lv Pearsall | f 1.39 | | | 452 | Lv Gould | | | |
| 403 | Lv Derby | f 1.51 | | | 458 | Ar Troup | ★8.11 | 4.14 | 6.54 |
| 410 | Lv Dilley | 2.03 | | | | Lv Troup | ▲8.20 | ▲4.20 | |
| 417 | Lv Millett | ★2.14 | | | | Ar Tyler | ▲9.00 | ▲5.05 | |
| 421 | Lv Gardendale | f 2.25 | | | 458 | Lv Troup | ★8.11 | 4.14 | 6.54 |
| 427 | Lv Cotulla | f 2.37 | | | 465 | Lv Arp | | | 7.04 |
| 438 | Lv Artesia Wells | f 2.55 | | | 472 | Lv Overton | | | 4.35 |
| 450 | Lv Encinal | 3.20 | | | 482 | Lv Kilgore | ★8.39 | 4.50 | 7.35 |
| 494 | Ar LAREDO | 4.20 | | | 494 | Ar Longview | 9.00 | 5.15 | 8.10 |
| | N de M | | | | 494 | Lv Longview (T&P) | 9.05 | 5.30 | 8.30 |
| 496 | Lv NUEVO LAREDO | 6.00 | | | 584 | Ar TEXARKANA | 10.40 | 7.35 | 11.30 |
| 652 | Ar MONTERREY | 10.15 | | | 584 | Lv TEXARKANA | 10.50 | 7.50 | 12.05 |
| 973 | Ar SAN LUIS POTOSI | 8.55 | | | 728 | Lv LITTLE ROCK | 1.20 | 11.15 | 3.05 |
| 1297 | Ar MEXICO CITY | 8.30 | | | 877 | Ar MEMPHIS | 6.30 | 6.30 | 7.00 |
| | | | | | 1077 | Ar ST. LOUIS | 8.20 | 7.50 | 11.00 |

▲—Via bus-rail tickets honored — remains cannot be handled.
★—stops to receive or discharge revenue passengers.
f—stops on signal.

TABLE 8-28-49

27

ST. LOUIS — MEMPHIS — HOUSTON — CORPUS CHRISTI — HARLINGEN — MISSION — BROWNSVILLE
(S. A. U. & G. — G. C. L.)

| Miles | 21-201 25-11 Daily | 31-201 131-15 Daily | Miles | 12 26-22 202 Daily | 16 202 32 Daily |
|-----------------------|--------------------------|---------------------------|-----------------------|-----------------------------|--------------------------|
| 0 Lv ST. LOUIS | 5 30 | 5 35 | 0 Lv MISSION | ▲ 5 50 | 6 30 |
| Lv MEMPHIS | 8 30 | 8 30 | 6 Lv McAllen | 6 10 | 6 45 |
| 816 Ar HOUSTON | 10 00 | 1 30 | 40 Ar HARLINGEN | ▲ 7 20 | 8 50 |
| 0 Lv HOUSTON | 10 45 | 9 20 | 0 Lv BROWNSVILLE | 6 45 | 8 15 |
| 28 Lv Algoa | f 11 30 | f 10 10 | 9 Lv Olmito | 7 11 | 8 41 |
| 38 Lv Liverpool | | | 19 Lv San Benito | 7 30 | 8 57 |
| 44 Lv Danbury | f 11 47 | | 24 Ar HARLINGEN | | |
| 51 Lv Angleton | 11 56 | 10 44 | 0 Lv HARLINGEN | 7 30 | 9 15 |
| 55 Lv Edmonds | | | 30 Lv Combes | | |
| 63 Lv Brazoria | 12 09 | 11 02 | 36 Lv Sebastian | | |
| 71 Lv Sweeny | 12 22 | 11 17 | 41 Lv Lyford | | |
| 80 Lv Allenhurst | | | 46 Lv Raymondville | 7 58 | 9 50 |
| 88 Lv Bay City | 12 43 | 11 45 | 60 Lv Rudolph | | |
| 96 Lv Buckeye | | | 67 Lv Norias | | |
| 102 Lv Elmaton | ★ 1 10 | 12 19 | 77 Lv Armstrong | ★ 8 33 | ★ 10 33 |
| 107 Lv Blessing | f 1 27 | | 97 Lv Sarita | f 8 56 | |
| 114 Lv Francitas | | | 102 Lv Riviera | | |
| 122 Lv Laward | 1 39 | 12 54 | 111 Lv Ricardo | | |
| 136 Lv LaSalle | | | 118 Ar Kingsville | 9 20 | 11 30 |
| 147 Lv Placedo | f 2 00 | | 118 Lv Bishop | f 9 25 | 11 40 |
| 152 Lv Bloomington | 2 06 | 1 24 | 124 Lv Driscoll | f 9 35 | 11 50 |
| 162 Lv McFaddin | ★ 2 20 | | 131 Lv Robstown | 9 57 | 12 20 |
| 166 Lv Inari | | | 141 Lv Robstown | ▲ 10 05 | ▲ 12 25 |
| 173 Lv Vidauri | | | 157 Ar CORPUS CHRISTI | ▲ 10 50 | ▲ 1 05 |
| 178 Lv Greta | | | 141 Lv Robstown | 9 57 | 12 20 |
| 186 Lv Refugio | ★ 2 48 | 2 14 | 148 Lv Calallen | | |
| 192 Lv Woodsboro | ★ 2 55 | | 154 Ar Odem | 10 20 | 12 40 |
| 198 Lv Cranell | | | 0 Lv CORPUS CHRISTI | 9 50 | 11 45 |
| 203 Lv Ewelder | | | 17 Ar ODEM | 10 30 | 12 15 |
| 209 Lv Sinton | 3 18 | 2 50 | 154 Lv ODEM | 10 30 | 1 05 |
| 217 Ar Odem | 3 35 | 3 10 | 162 Lv Sinton | 10 42 | 1 19 |
| 217 Lv Odem | 3 45 | 3 45 | 168 Lv Ewelder | | |
| 234 Ar CORPUS CHRISTI | 4 25 | 4 35 | 173 Lv Cranell | | |
| 217 Lv ODEM | 3 45 | 3 30 | 179 Lv Woodsboro | ★ 11 03 | |
| 223 Lv Calallen | 4 05 | 3 55 | 185 Lv Refugio | 11 13 | 1 53 |
| 230 Ar Robstown | | | 193 Lv Greta | | |
| 0 Lv CORPUS CHRISTI | ▲ 3 20 | ▲ 3 05 | 198 Lv Vidauri | | |
| 16 Ar Robstown | ▲ 3 55 | ▲ 3 40 | 205 Lv Inari | | |
| 230 Lv Robstown | 4 05 | 3 55 | 209 Lv McFaddin | ★ 11 40 | |
| 240 Lv Driscoll | | | 219 Lv Bloomington | 11 52 | 2 50 |
| 247 Lv Bishop | f 4 23 | 4 15 | 224 Lv Placedo | f 11 58 | |
| 253 Ar Kingsville | 4 35 | 4 30 | 235 Lv LaSalle | | |
| 253 Lv Kingsville | 4 40 | 4 40 | 240 Lv Vanderbilt | 12 16 | 3 30 |
| 260 Lv Ricardo | | | 244 Lv Lolita | | |
| 269 Lv Riviera | f 5 06 | | 249 Lv Laward | f 12 29 | |
| 274 Lv Sarita | ★ 5 30 | ★ 5 32 | 257 Lv Francitas | | |
| 294 Lv Armstrong | | | 264 Lv Blessing | 12 46 | |
| 304 Lv Norias | | | 269 Lv Elmaton | | |
| 311 Lv Rudolph | | | 275 Lv Buckeye | | |
| 325 Lv Raymondville | 6 11 | 6 15 | 283 Lv Bay City | 1 11 | 4 49 |
| 330 Lv Lyford | | | 291 Lv Allenhurst | | |
| 335 Lv Sebastian | | | 300 Lv Sweeny | 1 31 | ★ 5 12 |
| 341 Lv Combes | | | 308 Lv Brazoria | 1 43 | f 5 27 |
| 347 Ar HARLINGEN | 6 50 | 6 45 | 316 Lv Edmonds | | |
| 347 Lv HARLINGEN | | | 320 Lv Angleton | 1 55 | f 5 41 |
| 347 Lv HARLINGEN | | | 327 Lv Danbury | f 2 06 | |
| 352 Lv San Benito | 7 05 | 7 11 | 333 Lv Liverpool | | |
| 362 Lv Olmito | | | 343 Lv Algoa | f 2 25 | f 6 30 |
| 371 Ar BROWNSVILLE | 7 40 | 8 00 | 371 Ar HOUSTON | 3 15 | 7 30 |
| 347 Lv HARLINGEN | ▲ 7 00 | 7 05 | 371 Lv HOUSTON | 4 00 | 11 00 |
| 381 Ar McAllen | 8 45 | 8 36 | 987 Ar MEMPHIS | 6 30 | 6 30 |
| 387 Ar MISSION | ▲ 9 00 | 8 55 | 1187 Ar ST. LOUIS | 8 20 | 7 50 |

TABLE 8-28-49

28

ST. LOUIS — MEMPHIS — SAN ANTONIO — CORPUS CHRISTI — HARLINGEN — MISSION — BROWNSVILLE
(GULF COAST LINES)

| Miles | 21 201 205 Daily | 31-215 15- 115 Daily | Miles | 206 22- 202 Daily | 116-116 202 32 Daily |
|--------------------|---------------------------|-------------------------------|-----------------------|----------------------------|-------------------------------|
| Lv ST. LOUIS | 5 30 | 5 35 | 0 Lv BROWNSVILLE | 6 45 | 8 15 |
| Lv MEMPHIS | 8 30 | 8 30 | 25 Ar HARLINGEN | 7 30 | 8 57 |
| Ar SAN ANTONIO | 11 40 | 3 45 | 0 Lv MISSION | ▲ 5 50 | 6 30 |
| Lv FT. WORTH | | 7 10 | 6 Lv McAllen | 6 10 | 6 45 |
| Lv SAN ANTONIO | | 3 45 | 9 Lv Pharr | 6 15 | 6 55 |
| 0 Lv SAN ANTONIO | 11 55 | 10 40 | 11 Lv San Juan | 6 21 | 7 02 |
| Lv San Jose | | | 13 Lv Alamo | 6 26 | 7 12 |
| Lv Cassin | | | 17 Lv Donna | 6 33 | 7 25 |
| Lv Leming | | 11 35 | 21 Lv Weslaco | 6 43 | 7 40 |
| Lv No. Pleasanton | 12 53 | 11 46 | 26 Lv Mercedes | 6 52 | 7 50 |
| Lv Pleasanton | 1 03 | 11 55 | 32 Lv La Feria | 7 02 | 8 15 |
| Lv Coughran | | | 40 Ar HARLINGEN | ▲ 7 20 | 8 50 |
| Lv McCoy | | | 40 Lv HARLINGEN | 7 30 | 9 15 |
| Lv Campbellton | 1 29 | | 157 Ar Robstown | 9 57 | 12 20 |
| Lv Whitsett | | | 157 Lv Robstown | ▲ 10 05 | ▲ 12 25 |
| Lv Sunniland | | | 173 Ar CORPUS CHR'TI | ▲ 10 50 | ▲ 1 05 |
| Lv Three Rivers | 1 57 | 1 00 | 157 Lv Robstown | 9 57 | 12 20 |
| Lv George West | 2 13 | 1 16 | 170 Ar Odem | 10 20 | 12 40 |
| Lv Mikeka | | | 0 Lv CORPUS CHR'TI | 9 50 | 11 45 |
| Lv Diner | | | 9 Lv Vigla | | |
| Lv Mt. Lucas | | | 19 Ar Odem | 10 30 | 12 15 |
| Lv Cornelia | | | 170 Lv Odem | 10 30 | 1 15 |
| Lv Mathis | 2 51 | 2 00 | 175 Lv Edroy | | |
| Lv Edroy | 3 20 | 2 45 | 188 Lv Mathis | 10 57 | 2 00 |
| Ar Odem | | | 194 Lv Cornelia | | |
| Lv Odem | 3 45 | 3 45 | 197 Lv Mt. Lucas | | |
| Lv Viola | 4 25 | 4 35 | 200 Lv Diner | | |
| Ar CORPUS CHR'TI | 4 25 | 4 35 | 207 Lv Mikeka | | |
| Lv Odem | 3 45 | 3 30 | 213 Lv George West | 11 34 | |
| Lv Robstown | 4 05 | 3 55 | 224 Lv Three Rivers | 11 49 | 3 21 |
| 0 Lv CORPUS CHR'TI | ▲ 3 20 | ▲ 3 05 | 0 Lv Sunniland | | |
| 16 Ar Robstown | ▲ 3 55 | ▲ 3 40 | 236 Lv Whitsett | | |
| 144 Lv Robstown | 4 05 | 3 55 | 238 Lv Campbellton | 12 18 | |
| 261 Ar HARLINGEN | 6 50 | 6 45 | 252 Lv McCoy | | |
| 261 Lv HARLINGEN | ▲ 7 00 | 7 05 | 256 Lv Coughran | | |
| 269 Lv La Feria | 7 18 | 7 22 | 266 Lv Pleasanton | 12 48 | 4 57 |
| 275 Lv Mercedes | 7 28 | 7 34 | 267 Lv No. Pleasanton | 12 53 | 5 07 |
| 280 Lv Weslaco | 7 37 | 7 45 | 278 Lv Leming | | |
| 284 Lv Donna | 7 47 | 7 56 | 284 Lv Cassin | | |
| 288 Lv Alamo | 7 54 | 8 06 | 294 Lv San Jose | | |
| 290 Lv San Juan | 7 59 | 8 13 | 301 Ar SAN ANTONIO | 1 55 | 6 45 |
| 292 Lv Pharr | 8 05 | 8 21 | 637 Ar SAN ANTONIO | | 8 15 |
| 295 Lv McAllen | 8 45 | 8 36 | 301 Ar FT. WORTH | | 5 05 |
| 301 Ar MISSION | ▲ 9 00 | 8 55 | 301 Lv SAN ANTONIO | 2 10 | 8 15 |
| 261 Lv HARLINGEN | 6 50 | 7 02 | 1025 Ar MEMPHIS | 6 30 | 6 30 |
| 286 Lv BROWNSVILLE | 7 40 | 8 00 | 1225 Ar ST. LOUIS | 8 20 | 7 50 |



| September | October | November |
|---|--|---|
| SUN MON TUE WED THU FRI SAT 1 2 3 4 5 6 7 8 9 10 11 12 13 14 15 16 17 18 19 20 21 22 23 24 25 26 27 28 29 30 | SUN MON TUE WED THU FRI SAT 1 2 3 4 5 6 7 8 9 10 11 12 13 14 15 16 17 18 19 20 21 22 23 24 25 26 27 28 29 30 31 | SUN MON TUE WED THU FRI SAT 1 2 3 4 5 6 7 8 9 10 11 12 13 14 15 16 17 18 19 20 21 22 23 24 25 26 27 28 29 30 |
| December | 19 January 51 | 19 February 51 |
| SUN MON TUE WED THU FRI SAT 1 2 3 4 5 6 7 8 9 10 11 12 13 14 15 16 17 18 19 20 21 22 23 24 25 26 27 28 29 30 | SUN MON TUE WED THU FRI SAT 1 2 3 4 5 6 7 8 9 10 11 12 13 14 15 16 17 18 19 20 21 22 23 24 25 26 27 28 29 30 31 | SUN MON TUE WED THU FRI SAT 1 2 3 4 5 6 7 8 9 10 11 12 13 14 15 16 17 18 19 20 21 22 23 24 25 26 27 28 |

▲—Via Missouri Pacific Bus Lines — rail tickets honored — remains cannot be handled. f—stops on signal. ★—stops to receive or discharge revenue passengers.

TABLE
7-31-49**29**NEW ORLEANS — BEAUMONT — HOUSTON —
RIO GRANDE VALLEY

| Miles | | 3-15 Daily | 9-11 Daily | Miles | | 12-10 Daily | 16-4 Daily |
|-------|--------------------------------|---------------|---------------|-------|--------------------------------|----------------|---------------|
| 0 | Lv NEW ORLEANS (Union Station) | 8.10 | 9.50 | 0 | Lv MISSION | ▲ 5.50 | 6.30 |
| 4 | Lv (Carrollton Ave.) | 8.17 | 9.57 | 15 | Lv BROWNSVILLE | 6.45 | 8.15 |
| 38 | Lv Garyville | 9.08 | 10.49 | 40 | Lv HARLINGEN | 7.30 | 9.15 |
| 43 | Lv Litcher | 9.27 | 10.58 | 152 | Lv CORPUS CHRISTI | 9.50 | 11.45 |
| 51 | Lv Convent | 9.41 | 11.06 | 387 | Ar HOUSTON | 3.15 | 7.30 |
| 62 | Lv Burnside | 9.41 | 11.06 | 0 | Lv HOUSTON | 9.20 | 8.55 |
| 90 | Lv BATON ROUGE | 10.30 | 12.10 | 13 | Lv Dyersdale | f 9.22 | 7.22 |
| 95 | Lv Anchorage | 11.07 | 12.47 | 21 | Lv Harmaston | f 9.30 | 9.7 |
| 99 | Lv Westover | | | 27 | Lv Huffman | f 9.38 | 10.1 |
| 107 | Lv Erwinville | f 11.19 | | 31 | Lv Eastgate | f 9.46 | 11.5 |
| 117 | Lv Livonia | f 11.31 | | 42 | Lv Kenefick | f 9.59 | 12.4 |
| 122 | Lv Lottie | 11.40 | ★ 1.16 | 50 | Lv Hardin | f 10.09 | 12.4 |
| 129 | Lv Krotz Springs | 11.54 | | 55 | Lv Hull | 10.20 | 12.7 |
| 141 | Lv Port Barre | 12.15 | | 61 | Lv Strain | f 10.27 | 14.6 |
| 148 | Lv Opelousas | 12.23 | 1.55 | 69 | Lv Grayburg | 10.40 | 16.2 |
| 155 | Lv Lawtell | f 12.38 | | 76 | Lv Westbury | f 10.48 | 18.2 |
| 169 | Lv Eunice | 1.00 | 2.42 | 89 | Ar BEAUMONT | 11.15 | 11.15 |
| 179 | Lv Basile | 1.17 | ★ 2.54 | 89 | Lv Mauriceville | f 11.51 | 11.25 |
| 185 | Lv Elton | 1.27 | ★ 3.00 | 106 | Lv De Quincy | 12.40 | 12.35 |
| 195 | Ar Kinder | 1.45 | 3.17 | 136 | Lv Ragley | | 2.25 |
| 195 | Lv Le Blanc | f 2.09 | | 148 | Lv Reaves | | f 1.04 |
| 201 | Lv Reaves | f 2.17 | | 166 | Lv Le Blanc | | f 1.10 |
| 207 | Lv Ragley | f | | 172 | Lv Kinder | 1.28 | 1.32 |
| 219 | Lv DeQuincy | 2.55 | 4.20 | 172 | Lv Elton | 1.28 | 1.32 |
| 231 | Lv Mauriceville | 3.35 | f 5.00 | 182 | Lv Basile | ★ 1.42 | 1.46 |
| 261 | Ar | 4.00 | 5.25 | 188 | Lv Eunice | ★ 1.48 | 1.55 |
| 278 | Ar BEAUMONT | 4.10 | 5.35 | 198 | Lv Lawtell | 2.04 | 2.18 |
| 278 | Lv Westbury | f 4.38 | | 212 | Lv Opelousas | | f 2.42 |
| 291 | Lv Grayburg | 4.46 | ★ 6.12 | 219 | Lv Port Barre | 2.40 | 2.40 |
| 306 | Lv Strain | | | 226 | Lv Krotz Springs | | 3.15 |
| 312 | Lv Hull | 5.02 | ★ 6.28 | 238 | Lv Lottie | | 3.34 |
| 317 | Lv Hardin | f 5.10 | | 245 | Lv Livonia | ★ 3.25 | 3.53 |
| 325 | Lv Kenefick | | | 250 | Lv Erwinville | | f 4.02 |
| 336 | Lv Eastgate | | | 260 | Lv Westover | | f 4.14 |
| 340 | Lv Huffman | f 5.38 | | 268 | Lv Anchorage | 4.13 | 4.33 |
| 346 | Lv Harmaston | | | 277 | Ar BATON ROUGE | 4.50 | 5.15 |
| 354 | Lv Dyersdale | | | 305 | Ar Burnside | 5.35 | 6.00 |
| 367 | Ar HOUSTON | 6.25 | 7.50 | 316 | Lv Convent | 5.48 | 6.13 |
| 367 | Lv HOUSTON | 9.20 | 10.45 | 324 | Ar Litcher | 5.58 | 6.25 |
| 602 | Ar CORPUS CHRISTI | 4.35 | 4.25 | 329 | Ar Garyville | 6.05 | 6.33 |
| 714 | Ar HARLINGEN | 6.45 | 6.50 | 363 | Ar (Carrollton Ave.) | 6.56 | 7.26 |
| 739 | Ar BROWNSVILLE | 8.00 | 7.40 | 367 | Ar NEW ORLEANS (Union Station) | 7.10 | 7.35 |
| 754 | Ar MISSION | 8.55 | ▲ 9.00 | | | | |

TABLE

30

HOUSTON — GALVESTON

| Daily Service | S.Fe | S.P. | M.P. | S.Fe | Daily Service | S.Fe | M.P. | S.P. | S.Fe |
|---------------|------|-------|-------|------|---------------|------|------|------|------|
| Lv HOUSTON | 8.20 | 8.00 | 10.25 | 7.10 | Lv GALVESTON | 6.45 | 2.00 | 4.45 | 7.30 |
| Ar GALVESTON | 9.50 | 10.00 | 11.55 | 8.15 | Ar HOUSTON | 7.50 | 3.25 | 6.45 | 9.10 |

Interchange honoring of revenue local and interline tickets. Bus service between Houston-Galveston via Texas Bus Lines, Inc. Rail tickets honored.

TABLE

31

HOUSTON — BAYTOWN

(Electric Line)

Lv. Houston (Union Station) 5.00 p. m., daily.
Lv. Baytown 4.25 p. m., daily.
Via bus between Union Station (downtown district) and MK Yard, thence motor rail coach between MK Yard and Baytown. Running time between Houston (Union Station) and Baytown 1 hr. 40 min.

TABLE

32

TROUP — TYLER

VIA OILFIELD COACHES — RAIL TICKETS HONORED

| | | | | | | | | |
|----------|------|------|------|------|----------|------|------|------|
| Lv TROUP | 5.45 | 8.20 | 4.20 | 8.20 | Lv TYLER | 4.45 | 7.20 | 7.20 |
| Ar TYLER | 6.25 | 9.00 | 5.05 | 9.00 | Ar TROUP | 5.25 | 8.00 | 8.00 |

▲—Via Missouri Pacific Bus Lines — rail tickets honored — remains cannot be handled.

★—Stops on signal.

*—Stops to receive or discharge revenue passengers.

†—Stops for revenue passengers to or from Opelousas and points beyond.

TABLE
6-1-50**33**

HOUSTON — FT. WORTH

| Miles | | 18 Daily | Miles | | 17 Daily |
|-------|--------------------|-------------|-------|--------------------|-------------|
| 0 | Lv HOUSTON | 8.50 | 0 | Lv FT. WORTH | 7.10 |
| 13 | Lv Aldine | f 9.31 | 20 | Lv Lillian | f 7.45 |
| 23 | Lv Spring | 9.45 | 27 | Lv Venus | f 7.56 |
| 30 | Lv Hufsmith | f 10.00 | 38 | Lv Maypearl | f 8.11 |
| 45 | Lv Magnolia | f 10.14 | 51 | Lv Italy | 8.37 |
| 55 | Lv Stoneham | f 10.33 | 59 | Lv Mertens | f 8.49 |
| 72 | Lv Navasota | 10.49 | 65 | Lv Irene | f 8.56 |
| 97 | Lv College Station | 11.29 | 70 | Lv Malone | f 9.04 |
| 101 | Lv Bryan | 11.34 | 74 | Lv Penelope | f 9.10 |
| 115 | Lv Mumford | f 11.56 | 84 | Lv LeRoy | f 9.24 |
| 124 | Ar Valley Jct. | 12.35 | 98 | Lv Waco | 9.45 |
| 124 | Lv Valley Jct. | 12.35 | 113 | Lv Mart | 10.15 |
| 127 | Lv Goodland | 12.40 | 133 | Lv Marlin | 10.45 |
| 146 | Lv Highbank | f 1.12 | 149 | Lv Highbank | f 10.59 |
| 162 | Lv Marlin | f 1.25 | 168 | Lv Goodland | 11.28 |
| 182 | Lv Mart | 2.03 | 171 | Ar Valley Jct. | 11.50 |
| 197 | Lv Waco | 2.27 | 171 | Lv Valley Jct. | 11.50 |
| 210 | Lv LeRoy | f 2.46 | 180 | Lv Mumford | f 12.08 |
| 220 | Lv Penelope | f 3.01 | 194 | Lv Bryan | 12.31 |
| 225 | Lv Malone | f 3.08 | 198 | Lv College Station | 12.37 |
| 230 | Lv Irene | f 3.17 | 223 | Lv Navasota | 1.19 |
| 236 | Lv Mertens | f 3.24 | 240 | Lv Stoneham | 1.37 |
| 244 | Lv Italy | f 3.37 | 250 | Lv Hufsmith | f 1.58 |
| 257 | Lv Maypearl | f 4.02 | 265 | Lv Magnolia | f 2.14 |
| 268 | Lv Venus | f 4.18 | 272 | Lv Spring | f 2.30 |
| 275 | Lv Lillian | f 4.29 | 282 | Lv Aldine | f 2.44 |
| 295 | Ar FT. WORTH | 5.05 | 295 | Ar HOUSTON | 3.15 |

TABLE
5-1-50**34**

CRYSTAL CITY — UVALDE

| Miles | | Mixed Daily Ex. Sun. | Miles | | Mixed Daily Ex. Sun. |
|-------|-----------------|-------------------------------|-------|-----------------|-------------------------------|
| 0 | Lv Crystal City | 8.00 | 0 | Lv Uvalde Jct. | 11.10 |
| 18 | Lv La Pryor | 9.00 | 2 | Lv Uvalde | 11.45 |
| 39 | Ar Uvalde | 10.25 | 23 | Lv La Pryor | 1.05 |
| 41 | Ar Uvalde Jct. | 10.40 | 41 | Ar Crystal City | 2.15 |

ANSWERS TO QUIZ ON PAGE 30

- Chess players will easily identify the BISHOP.
- ALGIERS, scene of many a story of romance, adventure and mystery.
- During colonial times SALEM was the scene of many witch trials.
- Be it ever so humble, there's no place like home SWEET HOME.
- DINERO, familiar synonym for money in the southwest.
- "Sail on, oh UNION, strong and great."
- The PUEBLO Indians have a dwelling of the same name.
- The LEMING, or lemming, a small European animal known for its suicidal pilgrimages to the sea.
- Former secretary of state and five-star general is George C. MARSHALL.

TABLE
8-1-50

35

BASTROP — MONROE — NATCHEZ

Via Missouri Pacific Bus Lines—Rail tickets honored—Remains cannot be handled.

| | Bus Daily | Bus Daily | Bus Daily | Bus Daily | | Bus Daily | Bus Daily | Bus Daily | Bus Daily |
|------------------|-----------|-----------|-----------|-----------|------------------|-----------|-----------|-----------|-----------|
| Lv Bastrop | 6.15 | | 1.23 | | Lv Natchez | 7.15 | 1.15 | 5.00 | 11.30 |
| Lv Collinston | 6.35 | | | | Lv Vidalia | 7.23 | 1.23 | 5.08 | 11.38 |
| Lv Oak Ridge | 7.10 | | | | Lv Ferriday | 7.40 | 1.38 | 5.25 | 11.53 |
| Ar Rayville | 8.00 | | | | Lv Clayton | 7.52 | 1.50 | 5.37 | f |
| | | | | | Lv Greenville | f | f | f | f |
| Lv Monroe | 7.30 | 10.30 | 2.20 | 5.15 | Lv Sicily Island | 8.21 | 2.19 | 6.06 | 12.28 |
| Ar Rayville | 8.10 | 11.10 | 3.00 | 5.55 | Lv Wisner | 8.38 | 2.36 | 6.23 | 12.44 |
| | | | | | Lv Gilbert | 8.47 | 2.45 | 6.32 | 12.52 |
| Lv Rayville | 8.10 | 11.10 | 3.00 | 5.55 | Lv Winnsboro | 9.05 | 3.05 | 6.50 | 1.08 |
| Lv Archibald | 8.30 | 11.28 | 3.18 | 6.13 | Lv Baskin | 9.16 | 3.17 | 7.02 | f |
| Lv Mangham | 8.35 | 11.32 | 3.22 | 6.17 | Lv Mangham | 9.23 | 3.22 | 7.10 | f |
| Lv Baskin | 8.43 | 11.39 | 3.29 | 6.24 | Lv Archibald | 9.27 | 3.27 | 7.15 | f |
| Lv Winnsboro | 8.55 | 11.49 | 3.39 | 6.34 | Ar Rayville | 9.45 | 3.45 | 7.33 | 1.40 |
| Lv Gilbert | 9.13 | 12.04 | 3.54 | 6.49 | | | | | |
| Lv Wisner | 9.22 | 12.12 | 4.02 | 6.57 | Lv Rayville | 9.45 | 3.45 | 7.33 | 1.40 |
| Lv Sicily Island | 9.50 | 12.35 | 4.22 | 7.17 | Ar Monroe | 10.25 | 4.25 | 8.15 | 2.15 |
| Lv Greenville | f | | | | | | | | |
| Lv Clayton | 10.08 | 12.53 | 4.40 | 7.35 | Lv Rayville | | | 4.00 | |
| Lv Ferriday | 10.20 | 1.05 | 4.52 | 7.46 | Lv Oak Ridge | | | 4.50 | |
| Ar Vidalia | 10.37 | 1.22 | 5.07 | 8.02 | Ar Collinston | | | 5.25 | |
| Ar Natchez | 10.45 | 1.30 | 5.15 | 8.10 | Ar Bastrop | 11.25 | 5.45 | | 3.10 |

TABLE
12-11-49

36

ST. LOUIS — MEMPHIS — LITTLE ROCK — EL DORADO — MONROE

| Miles | 31-821 Daily | 7 Daily | Bus Daily | Miles | 822-32 Daily | 8 Daily | Bus Daily |
|----------------|-------------------|---------|-----------|-------|-------------------|---------|-----------|
| Lv ST. LOUIS | 5.35 | 12.45 | | 0 | Lv MONROE | 3.00 | |
| Ar LITTLE ROCK | 1.05 | 10.30 | | 20 | Ar Collinston | 3.30 | |
| Lv MEMPHIS | 8.30 | 8.00 | 12.50 | 20 | Lv Collinston | 3.40 | |
| Ar LITTLE ROCK | 11.45 | 11.05 | 4.20 | 27 | Lv Bastrop | 3.55 | |
| Lv LITTLE ROCK | 1.35 | 11.25 | 5.30 | 44 | Lv White, Ark. | 4.29 | |
| Ar Gurdon | 2.58 | 12.55 | | 56 | Lv Felsenthal | 4.50 | |
| 0 | Lv Gurdon | 5.45 | 1.40 | 68 | Lv Strong | 5.15 | |
| 7 | Lv Whelen Springs | 5.57 | 1.54 | 72 | Lv Payne | f 5.25 | |
| 12 | Lv Reader | 6.05 | | 77 | Lv Lawson | 5.38 | |
| 19 | Lv Chidester | 6.17 | 2.30 | 88 | Ar EL DORADO | 6.00 | |
| 26 | Lv Lester | f 6.29 | 2.56 | 88 | Lv | | 9.00 |
| 34 | Lv Camden | 6.45 | 3.07 | 97 | Lv Norphlet | 6.43 | 9.10 |
| 48 | Lv Louann | 7.08 | 3.37 | 102 | Lv Smackover | 6.57 | 9.23 |
| 53 | Lv Smackover | 7.18 | 3.46 | 107 | Lv Louann | 7.04 | 9.31 |
| 58 | Lv Norphlet | 7.29 | f 3.18 | 121 | Lv Camden | 7.32 | 10.05 |
| 67 | Ar EL DORADO | 7.50 | 4.15 | 129 | Lv Lester | f 7.48 | 10.22 |
| 67 | Lv | | | 136 | Lv Chidester | 8.05 | 10.36 |
| 78 | Lv Lawson | 8.30 | | 143 | Lv Reader | 8.18 | |
| 82 | Lv Payne | 8.55 | | 148 | Lv Whelen Springs | 8.26 | 11.11 |
| 87 | Lv Strong | f 9.05 | | 155 | Ar Gurdon | 8.45 | 11.25 |
| 99 | Lv Felsenthal | 9.39 | | 155 | Lv Gurdon | 9.15 | 1.20 |
| 111 | Lv White, Ark. | 10.01 | | 236 | Ar LITTLE ROCK | 11.15 | 3.05 |
| 128 | Lv Bastrop, La. | 10.33 | | 236 | Lv LITTLE ROCK | 2.30 | 3.30 |
| 135 | Ar Collinston | 10.50 | | 385 | Ar MEMPHIS | 6.30 | 7.00 |
| 135 | Lv Collinston | 11.00 | | 236 | Lv LITTLE ROCK | 11.59 | 3.20 |
| 155 | Ar MONROE | 11.30 | | 585 | Ar ST. LOUIS | 7.50 | 11.00 |

TABLE
5-10-50

37

CROSSETT — MONTROSE — EL DORADO

| Miles | | Bus Daily | Miles | | Bus Daily |
|-------|--------------|-----------|-------|--------------|-----------|
| 0 | Lv Montrose | 5.45 | 0 | Lv El Dorado | 4.20 |
| 8 | Lv Snyder | 6.00 | 43 | Lv Crossett | 5.35 |
| 12 | Lv Mist | f | 55 | Lv Hamburg | 6.00 |
| 19 | Ar Hamburg | 6.20 | 62 | Lv Mist | f |
| 31 | Ar Crossett | 6.45 | 66 | Lv Snyder | 6.20 |
| 74 | Ar El Dorado | 8.30 | 74 | Ar Montrose | 6.35 |

McGEHEE — GREENVILLE

Via Missouri Pacific Bus Lines
Rail tickets honored—Remains cannot be handled.

TABLE
8-1-50

38

| | Bus Daily | Bus Daily | | Bus Daily | Bus Daily |
|-----------------|-----------|-----------|-----------------|-----------|-----------|
| Lv McGEHEE | 4.30 | | Lv GREENVILLE | 6.00 | 8.45 |
| Ar Lake Village | 5.10 | 7.05 | Ar Lake Village | 6.45 | 9.20 |
| Ar GREENVILLE | 5.50 | 7.40 | Ar McGEHEE | | 10.45 |

f—Stops on signal.

▲—Via Missouri Pacific Bus Lines—rail tickets honored — remains cannot be handled.

Mo. Pac.'s Menu Expert Once Cooked for Kings



MEMBERS of the Missouri Pacific's dining car department were pleased, though not surprised, when it was recently announced that the railroad's traveling chef-inspector, Henry Bausback, had won the top award in a national prize recipe contest sponsored jointly by the H. J. Heinz Company and Basic Vegetable Products, Inc. Mr. Bausback's prize-winning entry was a recipe for Magic Onion Pie.

A knowledge of good recipes is, of course, a primary requisite of the position held by Mr. Bausback, who instructs Missouri Pacific chefs in the preparation of dining car menus that he has planned. He also is personally responsible for maintaining the master file of recipes used on Missouri Pacific dining cars and varies the routine at his St. Louis headquarters with occasional inspection trips to see that dining car service standards are properly maintained.

Mr. Bausback's skill in the fine art of preparing and serving food was acquired in the exacting school of pre-World War I days in his native Germany. There, he recalls, aspiring chefs began at the bottom as scullions and underwent a rigorous period of apprenticeship before being certified as qualified cooks.

Early in his career, Mr. Bausback served as chef for the Grand Duchess of Baden-Baden where he often prepared meals for visiting royalty who were entertained by his titled employer. He also was chef at the officers' club of a famous Prussian regiment in Leipzig.

Mr. Bausback entered Missouri Pacific service as instructing chef some 20 years ago, a few years after he immigrated to the United States.



TOWN NAMES

Close observation of surroundings was a must with pioneers and explorers whose survival often depended upon choice of strategic locations for camps or settlements. This fact plus a native interest in God's handiwork caused many place names to be taken from prominent natural landmarks. Here are a few examples along the Missouri Pacific Lines:

ROUND ROCK, TEXAS . . . Pioneer settlers on the banks of Brushy Creek named their town Round Rock because of a massive round rock found in the stream bed. Here in 1878 Sam Bass, the notorious outlaw, was killed in a battle with settlers and Rangers.

GASCONADE, MO. . . . Located at the confluence of the Gasconade and Missouri Rivers, this quiet Ozark town was named for the river which, in turn, was named for an Indian tribe friendly with early settlers. The Corps of Engineers maintains a repair base north of the Missouri Pacific bridge across the stream.

FALLS CITY, NEBR. . . . This thriving city, named from the falls of the Nemaha river, is a trading center for an extensive and rich agricultural area and headquarters of the Missouri Pacific's Omaha division. Many residents are employed in the division offices, shops and roundhouse.

SALINA, KANS. . . . Early explorers found a salty river nearby and named it "Saline," thus establishing the root for the city's name which was adopted in 1858. Ranking fourth in the nation's flour production, Salina's mills turn out 10,000 barrels daily. Its mills and elevators have a combined capacity of 6,500,000 bushels of wheat.

FAIR OAKS, ARK. . . . A stand of some of the most beautiful oak trees in that part of the country made the naming of this town almost automatic. In the eastern part of Arkansas, not far from Memphis, the town is an agricultural center about which there is a large production of rice and cotton.

TABLE
12-11-49

39

MEMPHIS — HELENA — TALLULAH — NATCHEZ

| Miles | | 335-336- 335 Daily | Bus Daily | Miles | | 334-337- 334 Daily | Bus Daily |
|-------|--------------------|--------------------------|--------------|-------|--------------------|--------------------------|--------------|
| 0 | Lv MEMPHIS | 4 00 | 8 05 | 0 | Lv NATCHEZ | | 1 20 |
| 8 | Lv Wimef | 4 15 | | 4 | Lv Vidalia | | 1 28 |
| 9 | Lv Hulbert | | | 14 | Lv Ferriday | | 1 45 |
| 18 | Lv Neuhardt | f 4 28 | 8 50 | 30 | Lv Waterproof | | 2 25 |
| 23 | Lv Chatfield | f 4 34 | 9 05 | 43 | Lv St. Joseph | | 3 10 |
| 29 | Lv Hughes | 4 42 | 9 20 | 53 | Lv Newellton | | 3 40 |
| 38 | Lv Brickeys | 4 53 | 9 40 | 78 | Ar TALLULAH | | 4 30 |
| 51 | Lv Marianna | 5 10 | 10 05 | 78 | Lv TALLULAH | 4 30 | 5 00 |
| 63 | Lv Lexa | 5 29 | 10 30 | 89 | Lv Sondheimer | 4 46 | 5 18 |
| 76 | Ar HELENA | 5 54 | 11 00 | 84 | Lv Alsatia | | 5 26 |
| 76 | Lv Oneida | 6 00 | | 98 | Lv Transylvania | f 4 58 | 5 34 |
| 94 | Lv Elaine | 6 38 | | 106 | Lv Lake Providence | 5 09 | 5 55 |
| 106 | Lv Mellwood | 6 59 | | 118 | Lv Milliken, La. | ★ 5 25 | f |
| 115 | Lv Snow Lake | 7 13 | | 130 | Lv Eudora Ark. | 5 40 | 6 40 |
| 129 | Lv Mozart | 7 33 | | 137 | Lv Chicot | f 5 48 | f |
| 135 | Lv Benzal | f 7 43 | | 145 | Lv Lake Village | 6 01 | 7 05 |
| 138 | Lv Medina | f | | 169 | Ar McGehee | 6 35 | 7 45 |
| 141 | Lv Watson | f 7 51 | | 169 | Lv | 6 45 | |
| 147 | Lv Rohwer | 8 05 | | 175 | Lv McArthur | f 6 52 | |
| 156 | Lv McArthur | 8 17 | | 181 | Lv Rohwer | 7 00 | |
| 162 | Ar McGehee | f 8 30 | | 190 | Lv Watson | 7 13 | |
| 168 | Lv Lake Village | 8 45 | | 196 | Lv Medina | f 7 23 | |
| 168 | Lv Chicot | 9 10 | | 199 | Lv Benzal | f | |
| 192 | Lv Eudora | 9 45 | 7 55 | 202 | Lv Mozart | f 7 34 | |
| 200 | Lv Milliken, La. | f 9 57 | f | 208 | Lv Snow Lake | 7 44 | |
| 207 | Lv Lake Providence | 10 06 | 8 20 | 222 | Lv Mellwood | 8 07 | |
| 219 | Lv Transylvania | ★ 10 21 | f | 231 | Lv Elaine | 8 21 | |
| 231 | Lv Alsatia | 10 37 | 9 15 | 231 | Lv Oneida | 8 40 | |
| 239 | Lv Sondheimer | f 10 48 | 9 30 | 261 | Ar HELENA | 9 19 | |
| 243 | Lv TALLULAH | | 9 38 | 261 | Lv | 9 23 | 2 00 |
| 248 | Lv TALLULAH | | 9 46 | 274 | Lv Lexa | 9 45 | 2 30 |
| 259 | Lv Newellton | | 10 10 | 286 | Lv Marianna | 10 03 | 3 00 |
| 259 | Lv St. Joseph | | 10 30 | 299 | Lv Brickeys | 10 21 | 3 20 |
| 284 | Lv Waterproof | | 11 20 | 308 | Lv Hughes | 10 37 | 3 40 |
| 294 | Ar Ferriday | | 11 55 | 314 | Lv Chatfield | 110 44 | 3 50 |
| 307 | Ar Vidalia | | 12 25 | 319 | Lv Neuhardt | 110 51 | 4 05 |
| 323 | Ar NATCHEZ | | 1 00 | 328 | Lv Hulbert | | |
| 333 | | | 1 17 | 329 | Lv Wimef | 11 04 | |
| 337 | | | 1 25 | 337 | Ar MEMPHIS | 11 30 | 4 45 |

TABLE
8-1-49

40

McGEHEE — DERMOTT — WARREN

| Miles | | Bus Daily | Miles | | Bus Daily |
|-------|---------------|--------------|-------|---------------|--------------|
| 0 | Lv McGEHEE | 5 50 | 0 | Lv WARREN | 5 45 |
| 8 | Ar Dermott | 6 10 | 7 | Lv Wilmar | 6 05 |
| 8 | Lv Dermott | 6 10 | 16 | Lv Monticello | 6 25 |
| 15 | Lv Collins | 6 30 | 21 | Lv Collins | 6 57 |
| 30 | Lv Monticello | 7 02 | 28 | Ar Dermott | 7 17 |
| 39 | Lv Wilmar | 7 20 | 28 | Lv Dermott | 7 17 |
| 46 | Ar WARREN | 7 45 | 46 | Ar McGEHEE | 7 40 |

TABLE
2-20-49

41

NEELYVILLE, NAYLOR, DONIPHAN

| Miles | | 897 Mixed Ex. Sun. | Miles | | 898 Mixed Ex. Sun. |
|-------|---------------|--------------------------|-------|---------------|--------------------------|
| 0 | Lv NEELYVILLE | 1 30 | 0 | Lv DONIPHAN | 9 40 |
| 6 | Ar NAYLOR | 1 45 | 9 | Lv OXLY | 10 10 |
| 11 | Ar OXLY | 2 00 | 14 | Lv NAYLOR | 10 30 |
| 20 | Ar DONIPHAN | 3 00 | 20 | Ar NEELYVILLE | 11 30 |

▲—Via Missouri Pacific Bus Lines-rail tickets honored — Remains cannot be handled.
f—Stops on signal. ★—Stops to receive or discharge revenue passengers.



RAIL-AUTO TRAVEL PLAN

Next time you travel try the Rail-Auto Plan. Ride to your destination swiftly, safely, comfortably by train. An automobile is ready for your use at your destination. For full particulars ask any MISSOURI PACIFIC ticket agent.

TABLE
7-29-50**42****FT. SMITH AND PARIS**Via Missouri Pacific Bus Lines
Rail tickets honored—Remains cannot be handled.

| Miles | | Bus Daily | Bus Daily | Bus Daily | Miles | | Bus Daily | Bus Daily | Bus Daily |
|-------|----------------------|-----------|-----------|-----------|-------|----------------------|-----------|-----------|-----------|
| 0 | Lv FT. SMITH..... | 7.00 | 9.30 | 1.30 | 0 | Lv PARIS..... | 8.15 | 11.15 | 5.11 |
| 10 | Lv Barling..... | f | f | f | 9 | Lv Ratcliff..... | 8.29 | 11.29 | 5.25 |
| 11 | Lv Camp Chaffee..... | 7.15 | 9.45 | 1.45 | 13 | Lv Branch..... | 8.36 | 11.36 | 5.32 |
| 13 | Lv Central City..... | f | f | f | 18 | Lv Charleston..... | 8.43 | 11.43 | 5.40 |
| 18 | Lv Lavaca..... | | | 1.53 | 23 | Lv Ursula..... | f | f | f |
| 19 | Lv Bloomer..... | 7.30 | 10.00 | 2.00 | 28 | Lv Bloomer..... | 8.55 | 11.55 | 5.52 |
| 23 | Lv Ursula..... | f | f | f | 29 | Lv Lavaca..... | 9.02 | | 5.59 |
| 28 | Lv Charleston..... | 7.42 | 10.12 | 2.12 | 33 | Lv Central City..... | f | f | f |
| 33 | Lv Branch..... | 7.50 | 10.20 | 2.20 | 35 | Lv Camp Chaffee..... | 9.10 | 12.10 | 6.07 |
| 37 | Lv Ratcliff..... | 7.57 | 10.27 | 2.27 | 36 | Lv Barling..... | f | f | f |
| 46 | Ar PARIS..... | 8.12 | 10.40 | 2.42 | 46 | Ar FT. SMITH..... | 9.25 | 12.25 | 6.20 |

TABLE
7-22-50**43****HOPE AND NASHVILLE**

| Miles | | Bus Daily | Bus Daily | Miles | | Bus Daily | Bus Daily |
|-------|--------------------|-----------|-----------|-------|--------------------|-----------|-----------|
| 0 | Lv HOPE..... | 8.00 | 2.30 | 0 | Lv NASHVILLE..... | 9.40 | 4.30 |
| 9 | Lv Washington..... | 8.20 | 2.50 | 10 | Lv Ozan..... | 10.00 | 4.50 |
| 15 | Lv Ozan..... | 8.30 | 3.00 | 16 | Lv Washington..... | 10.10 | 5.00 |
| 25 | Ar NASHVILLE..... | 8.50 | 3.20 | 25 | Ar HOPE..... | 10.30 | 5.17 |

TABLE
1-16-50**44****ALGIERS AND VENICE**


| Miles | | Bus Daily | Bus Daily | Bus Daily | Miles | | Bus Daily | Bus Daily | Bus Daily |
|-------|----------------------|-----------|-----------|-----------|-------|----------------------|-----------|-----------|-----------|
| 0 | Lv ALGIERS..... | 7.50 | 11.50 | 6.50 | 0 | Lv VENICE..... | 6.35 | 12.50 | 4.50 |
| 9 | Lv Belle Chasse..... | 8.17 | 12.17 | 7.17 | 12 | Lv Triumph..... | 7.10 | 1.25 | 5.25 |
| 27 | Lv Myrtle Grove..... | 8.50 | 12.50 | 7.50 | 14 | Lv Buras..... | 7.15 | 1.30 | 5.30 |
| 47 | Lv Port Sulphur..... | 9.23 | 1.23 | 8.23 | 29 | Lv Port Sulphur..... | 7.46 | 1.59 | 6.00 |
| 62 | Lv Buras..... | 9.50 | 1.50 | 8.50 | 49 | Lv Myrtle Grove..... | 8.20 | 2.31 | 6.34 |
| 64 | Lv Triumph..... | 9.55 | 1.55 | 8.55 | 67 | Lv Belle Chasse..... | 8.51 | 3.02 | 7.05 |
| 76 | Ar VENICE..... | 10.30 | 2.30 | 9.30 | 76 | Ar ALGIERS..... | 9.15 | 3.25 | 7.25 |

TABLE
5-26-50**45****HOUSTON, ANGLETON AND FREEPORT**Via Missouri Pacific Bus Lines
Rail tickets honored—Remains cannot be handled.

| | Bus Daily | Bus Daily | Bus Daily | Bus Daily | | Bus Daily | Bus Daily | Bus Daily | Bus Daily |
|-------------------------|-----------|-----------|-----------|-----------|-------------------------|-----------|-----------|-----------|-----------|
| Lv HOUSTON (Bus Sta.).. | 7.30 | 11.45 | 3.15 | 5.45 | Lv FREEPORT..... | 8.15 | 11.45 | 3.15 | 6.45 |
| Lv Alameda..... | 7.52 | 12.08 | 3.38 | 6.08 | Lv Velasco..... | 8.20 | 11.50 | 3.20 | 6.55 |
| Lv Fresno..... | 8.00 | 12.16 | 3.46 | 6.16 | Ar Angleton..... | 8.55 | 12.25 | 3.55 | 7.30 |
| Lv Arcola..... | 8.06 | 12.22 | 3.52 | 6.21 | Lv Angleton..... | 8.55 | 12.25 | 3.55 | 7.30 |
| Lv Hawdon..... | 8.08 | 12.24 | 3.54 | 6.23 | Lv Anchor..... | | f | | |
| Lv Juliff..... | 8.12 | 12.28 | 3.58 | 6.27 | Lv Chenango..... | | 12.32 | | 7.54 |
| Lv Sandy Point..... | 8.20 | 12.36 | 4.06 | 6.35 | Lv Sandy Point..... | 9.25 | 12.50 | 4.21 | |
| Lv Chenango..... | 8.38 | | | 6.51 | Lv Juliff..... | 9.33 | 12.58 | 4.28 | |
| Lv Anchor..... | 8.44 | | | 6.57 | Lv Hawdon..... | 9.37 | 1.02 | 4.32 | |
| Ar Angleton..... | 8.50 | 1.06 | 4.37 | 7.03 | Lv Arcola..... | 9.39 | 1.04 | 4.34 | |
| Lv Angleton..... | 8.50 | 1.06 | 4.37 | 7.03 | Lv Fresno..... | 9.45 | 1.08 | 4.40 | |
| Lv Velasco..... | 9.22 | 1.30 | 5.10 | 7.38 | Lv Alameda..... | 9.50 | 1.16 | 4.46 | |
| Ar FREEPORT..... | 9.30 | 1.45 | 5.15 | 7.45 | Ar HOUSTON (Bus Sta.).. | 10.15 | 1.45 | 5.15 | 8.45 |

TABLE
6-1-50**46****PEHELPS AND HUNTSVILLE**

| Miles | | Frt. Ex. Su. | Bus Daily | Bus Daily | Miles | | Frt. Ex. Su. | Bus Daily | Bus Daily |
|-------|------------------|--------------|-----------|-----------|-------|------------------|--------------|-----------|-----------|
| 0 | Lv PHELPS..... | 2.45 | 8.35 | 5.25 | 0 | Lv HUNTSVILLE... | 7.00 | 8.00 | 4.45 |
| 7 | Ar HUNTSVILLE... | 3.15 | 9.00 | 5.50 | 7 | Ar PHELPS..... | 7.30 | 8.25 | 5.10 |

Bus Passengers handled by East Texas Motor Coaches.
Remains cannot be handled.**New Laboratory is Nerve Center for Railroads' Research Program**

An attractive, two-story building of modern functional design recently became the "command headquarters" for all the varied and far-ranging research activities in the railroad industry, conducted under the direction of the Association of American Railroads. Officially known as the A.A.R. Central Research Laboratory, the new headquarters are located in Chicago on the campus of the Illinois Institute of Technology, and the work of the laboratory is closely affiliated with that of the Institute.

The building provides ample laboratory space together with modern equipment for tests and surveys in the fields of engineering, mechanical, refrigerator car and shipping container research. In addition to facilities housed within the building there is a 600-foot impact testing track for experiments to determine the effects of shocks encountered in coupling cars.

Railroad research, of course, cannot be confined within the limits of a single building. Countless tests and experiments are constantly under way on railroads throughout the country but the new A.A.R. laboratory does serve as a control center and clearing house for the data accruing from this "on the ground" research. Its importance was emphasized by Dr. Henry T. Heald, president of the Illinois Institute of Technology, a speaker at the formal opening of the laboratory.

"Here is tangible evidence," Dr. Heald said, "of the recognition of the important role scientific and engineering research plays in the progress of American industry. Here is further proof that the vital segment of American industry represented by the railroads is alive to the continued necessity of progress through research to provide a better service to the public."



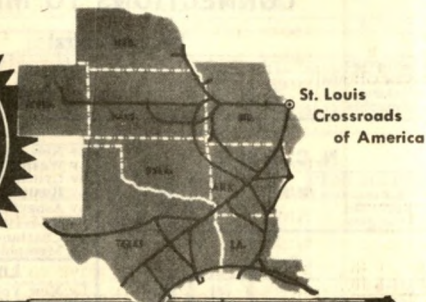
... you'll find it in the MO-PAC EMPIRE

If your business needs varied agricultural products . . . abundant timber . . . diversified minerals . . . low-cost fuels . . . a generous water supply or an ample force of skilled and unskilled labor . . . you're sure to find them in the MO-PAC Empire.

Here, in the West-Southwest area of great natural resources, the MISSOURI PACIFIC is serving countless industries of every description, large and small, *who successfully made the move to the MO-PAC Empire.*

For complete information about electrical power, labor supply, plant sites and other data about the MO-PAC Empire, write or wire . . . Industrial Development Dept., Missouri Pacific Lines, 1706 Missouri Pacific Bldg., St. Louis 3, Missouri, or Union Station, Houston 1, Texas. Inquiry will be kept in strict confidence.

**MISSOURI
PACIFIC
LINES**



ROUTE OF THE EAGLES

TABLE
9-14-46

47

MENARD — CHESTER — MT. VERNON

| Miles | | 831 Daily Ex. Su. Motor | Miles | | 832 Daily Ex. Su. Motor |
|-------|------------------|----------------------------------|-------|------------------|----------------------------------|
| 0 | Lv MENARD | 1 05 | 0 | Lv MT. VERNON | 8 45 |
| 1 | Lv Chester | 1 15 | 10 | Lv Waltonville | 9 10 |
| 11 | Lv Weige | 1 40 | 13 | Lv Scheller | 9 18 |
| 17 | Lv Steeleville | 1 55 | 22 | Lv Tamaroa | 9 37 |
| 19 | Lv Percy | 2 02 | 32 | Lv Pinckneyville | 9 59 |
| 22 | Lv Cutler | 2 07 | 37 | Lv Conants | 10 09 |
| 23 | Lv Jamestown | 2 11 | 41 | Lv Jamestown | 10 13 |
| 27 | Lv Conants | 2 16 | 42 | Lv Cutler | 10 21 |
| 32 | Lv Pinckneyville | 2 26 | 45 | Lv Percy | 10 27 |
| 42 | Lv Tamaroa | 2 49 | 47 | Lv Steeleville | 10 33 |
| 51 | Lv Scheller | 3 06 | 53 | Lv Weige | 10 44 |
| 54 | Lv Waltonville | 3 16 | 63 | Lv Chester | 11 18 |
| 64 | Ar MT. VERNON | 3 50 | 64 | Ar MENARD | 11 25 |

f—Stops on signal.

TABLE
10-31-48

48

SALEM — FLINTON

Missouri-Illinois Railroad

| Miles | | 1 Motor Daily Ex. Su. | Miles | | 2 Motor Daily Ex. Su. |
|-------|-----------------|--------------------------------|-------|-----------------|--------------------------------|
| 0 | Lv SALEM | 8 50 | 0 | Lv FLINTON | 1 02 |
| 3 | Lv Selmaville | f 8 58 | 3 | Lv Collins | f 1 09 |
| 7 | Lv Robinett | f 9 07 | 4 | Lv Rock Point | f 1 11 |
| 12 | Lv Central City | f 9 24 | 8 | Lv Clark | f 1 18 |
| 14 | Lv Centralia | 9 28 | 9 | Lv Evansville | f 1 22 |
| 18 | Lv Noltings | f 9 40 | 10 | Lv Pautler | f 1 25 |
| 21 | Lv Alda | f 9 45 | 14 | Lv Walsh | 1 25 |
| 23 | Lv Hoyleton | 9 50 | 18 | Lv Schulines | 1 35 |
| 27 | Lv Huegely | f 9 58 | 23 | Lv Sparta | 1 43 |
| 33 | Lv Nashville | 10 15 | 30 | Ar Coulterville | 1 58 |
| 36 | Lv Kempside | f 10 22 | 30 | Lv Coulterville | 2 12 |
| 38 | Lv Cordes | f 10 26 | 35 | Lv McKinley | f 2 21 |
| 41 | Lv Oakdale | 10 32 | 38 | Lv Oakdale | f 2 28 |
| 44 | Lv McKinley | f 10 39 | 41 | Lv Cordes | f 2 33 |
| 49 | Ar Coulterville | 10 47 | 43 | Lv Kempside | f 2 38 |
| 49 | Lv Sparta | 11 00 | 46 | Lv Nashville | f 2 48 |
| 56 | Lv Schulines | 11 16 | 49 | Lv Huegely | f 3 01 |
| 61 | Lv Walsh | 11 23 | 56 | Lv Hoyleton | f 3 08 |
| 65 | Lv Pautler | f 11 30 | 58 | Lv Alda | f 3 13 |
| 69 | Lv Evansville | 11 35 | 61 | Lv Noltings | f 3 19 |
| 70 | Lv Clark | f 11 39 | 65 | Lv Centralia | f 3 37 |
| 71 | Lv Rock Point | f 11 46 | 67 | Lv Central City | f 3 40 |
| 75 | Lv Collins | f 11 48 | 72 | Lv Robinett | f 3 56 |
| 76 | Lv Flinton | 11 57 | 76 | Lv Selmaville | f 4 06 |
| 79 | | | 79 | Ar SALEM | 4 15 |

FOR SHIPPING HELP
Anywhere!

use the service that's

- fast
- friendly
- convenient
- dependable
- economical

RAILWAY EXPRESS AGENCY

ALWAYS ASK THE EXPRESS MAN!

A TIP TO TRAVELERS

As a protection against loss be sure every piece of your baggage, whether carried or checked, is properly identified with a card or tag showing your name and complete address.

CONNECTIONS FROM ST. LOUIS

| Baltimore & Ohio | | | | Burlington | | | |
|-----------------------|-------|-------|-------|-----------------------|-------|-------|-------|
| Lv St. Louis | 10.10 | 1.55 | 11.20 | Lv St. Louis | 8.30 | 5.00 | 11.30 |
| Ar Louisville | 4.45 | 8.50 | 7.40 | Ar Quincy | 12.01 | 7.52 | 2.56 |
| Ar Cincinnati (E. T.) | 6.05 | 9.40 | 7.50 | Ar Burlington | 1.20 | 9.04 | 4.45 |
| Ar Columbus | 12.35 | 12.35 | | Ar Keokuk | 2.35 | 10.30 | 6.05 |
| Ar Pittsburgh | 8.10 | 8.10 | | Ar St. Paul | | 7.10 | |
| Ar Washington | 7.10 | 10.50 | 11.59 | Ar Minneapolis | | 8.00 | |
| Ar Baltimore | 8.05 | 1.53 | 1.45 | G. M. & O. | | | |
| Ar Philadelphia | 9.53 | 1.35 | 4.11 | Lv St. Louis | 8.58 | 11.52 | 45.40 |
| Ar Jersey City | 11.35 | 3.20 | 6.40 | Ar Springfield | 10.48 | 1.50 | 5.56 |
| Ar New York 42nd St. | 12.20 | 4.10 | 7.20 | Ar Chicago | 2.08 | 5.15 | 3.09 |

| New York Central System | | | |
|-------------------------|-------|-------|-------|
| Lv St. Louis | 9.20 | 1.00 | 6.00 |
| Ar Terre Haute | 12.22 | 4.00 | 9.15 |
| Ar Indianapolis | 1.40 | 5.12 | 10.30 |
| Ar Cleveland (E. T.) | 8.12 | 11.27 | 5.07 |
| Ar Buffalo | 11.40 | 2.40 | 8.25 |
| Ar Albany | 7.45 | 10.45 | 4.40 |
| Ar New York | 10.30 | 2.40 | 9.05 |
| Ar Boston | | | 8.00 |
| Ar Cincinnati | 5.20 | 8.55 | |
| Ar Richmond | 11.59 | 5.20 | |

| Pennsylvania Railroad | | | |
|-----------------------|-------|-------|-------|
| Lv St. Louis (C. T.) | 9.00 | 10.00 | 12.40 |
| Lv Terre Haute | 11.47 | 12.50 | 3.27 |
| Ar Indianapolis | 1.07 | 2.10 | 4.50 |
| Ar Columbus (E. T.) | 5.40 | 6.38 | 9.20 |
| Ar Pittsburgh | 10.00 | 10.35 | 1.13 |
| Ar Harrisburg | 3.01 | 3.39 | 6.09 |
| Ar Baltimore | 5.55 | 6.39 | 8.46 |
| Ar Washington | 6.50 | 7.30 | 9.35 |
| Ar N. Philadelphia | 4.57 | 5.32 | 8.03 |
| Ar New York | 6.30 | 7.10 | 9.30 |

| Illinois Central | | | | G. M. & O. | | | |
|-----------------------|-------|-------|-------|-------------------|-------|-------|-------|
| Lv St. Louis | 9.00 | 5.00 | 11.50 | Lv St. Louis | 6.05 | 12.01 | |
| Ar Springfield | 11.00 | 6.55 | 2.25 | Ar Jackson, Tenn. | 12.20 | 7.55 | |
| Ar Chicago | 2.10 | 10.10 | 7.00 | Ar Montgomery | 10.34 | | |
| Lv St. Louis | 6.45 | | 9.22 | Ar Mobile | 10.15 | | |
| Ar Birmingham | 8.30 | | 9.35 | | | | |
| Ar Jacksonville (ACL) | 9.00 | | 8.05 | | | | |

| Louisville & Nashville | | | | Nickel Plate Road | | | |
|------------------------|-------|------|-------|-------------------|-------|-------|-------|
| Lv St. Louis | 8.30 | 2.45 | 2.45 | Lv St. Louis | 6.00 | | |
| Ar Evansville | 1.15 | 7.30 | 7.30 | Ar Charleston | 8.58 | | |
| Ar Nashville | 6.30 | 1.10 | 12.40 | Ar Frankfort | 11.35 | | |
| Ar Birmingham | 12.02 | 7.30 | 3.45 | Ar Muncie (C. T.) | 6.00 | | |
| Ar Chattanooga (C. T.) | 5.25 | 6.10 | | Ar Lima (E. T.) | 6.00 | | |
| Ar Atlanta (E. T.) | 8.35 | 9.55 | 7.30 | Ar Findlay | 5.00 | | |
| Ar Jacksonville | | 9.00 | 7.45 | Ar Cleveland | 8.30 | | |
| Ar Miami | | 7.00 | 5.05 | | | | |
| Lv St. Louis | | 8.30 | 10.50 | | | | |
| Ar Louisville (C. T.) | | 6.45 | 7.10 | | | | |
| Ar Knoxville (E. T.) | | 3.50 | 8.30 | | | | |
| Ar Atlanta | | 8.10 | | | | | |

| Wabash | | | | Southern Ry. | | | |
|--------------------|-------|-------|-------|-------------------------|-------|-------|-------|
| Lv St. Louis | 8.55 | 12.00 | 11.30 | Lv East St. Louis | 8.20 | | |
| Ar Decatur | 2.05 | 5.17 | 2.30 | Ar Louisville (4th St.) | 6.45 | | |
| Ar Chicago | | 6.40 | 6.50 | Ar Knoxville | 6.50 | | |
| Lv St. Louis | 9.00 | 6.15 | | Ar Knoxville (E. T.) | 11.00 | | |
| Ar Ft. Wayne | 5.20 | 3.20 | | Ar Asheville (C. T.) | 6.40 | | |
| Ar Toledo (E. T.) | | 7.50 | | Lv Chattanooga (E.T.) | 6.40 | | |
| Ar Detroit (E. T.) | 9.20 | 7.50 | | Ar Atlanta | 10.40 | | |
| Lv St. Louis | | 7.15 | | Ar Jacksonville | 7.55 | | |
| Ar Des Moines | | 6.00 | | | | | |

| Illinois Terminal R. R. Station, 710 N. 12th Blvd. | | | | | | | |
|--|-------|-------|-------|------|-------|-------|-------|
| Lv St. Louis | 3.00 | 7.30 | 12.10 | 4.00 | 4.35 | 5.15 | 11.15 |
| Ar Springfield | 6.25 | 10.13 | 3.15 | 6.43 | 7.40 | 7.58 | 10.00 |
| Ar East Peoria | 8.25 | 11.55 | 5.15 | 8.25 | 10.05 | | 6.00 |
| Ar Bloomington | 10.30 | 1.57 | 5.35 | 9.30 | 12.07 | | 7.15 |
| Ar Decatur | 7.40 | 1.00 | 4.22 | 8.00 | | 8.55 | 1.18 |
| Ar Champaign | 9.00 | 2.30 | 5.50 | 9.25 | | | 2.45 |

| CONNECTIONS FROM MEMPHIS | | | | | | | |
|---------------------------|-------|-------|-------|-------|-------|-------|-------|
| Illinois Central | | | | | | | |
| Lv Memphis (C. S.) | | 2.22 | 9.10 | 5.07 | 9.30 | 7.30 | |
| Ar Jackson | | 6.00 | 2.35 | 8.44 | 3.50 | | |
| Ar New Orleans | | 9.30 | 7.15 | 11.55 | 11.30 | | |
| Ar Louisville | | | | | | | 7.00 |
| Southern Ry. | | | | | | | |
| Lv Memphis | 8.00 | 7.40 | | | | | |
| Ar Chattanooga (E.T.) | 7.00 | 4.10 | | | | | |
| Ar Knoxville | 10.45 | | | | | | |
| Ar Asheville | | 11.00 | | | | | |
| Ar Roanoke (N&W) | | 2.27 | | | | | |
| Ar Lynchburg (N&W) | | 7.15 | | | | | |
| Ar Washington | | 11.25 | | | | | |
| Ar New York (PRR) | | 4.05 | | | | | |
| Louisville & Nashville | | | | | | | |
| Lv Memphis | 11.45 | 8.15 | 7.50 | | | | |
| Ar Louisville | 1.30 | 7.45 | 5.25 | | | | |
| Ar Cincinnati (E. T.) | 7.15 | 12.05 | 9.55 | | | | |
| Ar Pittsburgh (Penna) | | 8.30 | 7.00 | | | | |
| Ar N Philadelphia (Penna) | | 4.30 | 2.54 | | | | |
| Ar New York (Penna) | | 6.05 | 4.30 | | | | |
| N. C. & St. L. | | | | | | | |
| Lv Memphis | 7.30 | 10.45 | | | | | |
| Ar Nashville | 12.30 | 7.25 | | | | | |
| Lv Nashville | 9.00 | 10.15 | | | | | |
| Ar Chattanooga (E. T.) | 3.30 | 3.45 | | | | | |
| Ar Atlanta (E. T.) | 8.25 | 7.30 | | | | | |

CONNECTIONS TO ST. LOUIS

| Baltimore & Ohio | | | | Burlington Route | | | |
|------------------------|-------|-------|-------|-----------------------|-------|-------|-------|
| Lv New York (42nd St.) | 1.15 | 4.05 | 11.15 | Lv Minneapolis | 5.00 | | |
| Lv Jersey City | 2.00 | 4.55 | 11.30 | Lv St. Paul | 5.30 | | |
| Lv Philadelphia | 3.42 | 6.38 | 2.28 | Lv Burlington | 1.35 | 7.00 | 4.10 |
| Lv Baltimore | 5.25 | 8.25 | 5.40 | Lv Keokuk | 2.53 | 8.25 | 5.21 |
| Lv Washington | 6.30 | 9.30 | 6.45 | Lv Quincy | 4.05 | 9.42 | 6.27 |
| Lv Pittsburgh | | 9.25 | | Ar St. Louis | 7.58 | 1.48 | 10.30 |
| Lv Columbus | | 3.48 | | G. M. & O. | | | |
| Lv Cincinnati | 7.30 | 10.10 | 12.10 | Lv Chicago | 8.25 | 11.45 | 4.50 |
| Lv Terre Haute (C.T.) | | 8.20 | 11.35 | Ar Springfield | 11.40 | 2.50 | 7.56 |
| Ar St. Louis | 1.00 | 4.15 | 7.40 | Ar Springfield | 1.45 | 4.55 | 10.00 |

| New York Central System | | | |
|-------------------------|-------|-------|-------|
| Lv Richmond | | 1.45 | 6.25 |
| Lv Cincinnati | | 9.20 | 3.20 |
| Lv Boston | 10.55 | | 7.45 |
| Lv New York | 2.30 | | 4.40 |
| Lv Albany | 5.10 | | 10.06 |
| Lv Buffalo | 10.55 | | 2.57 |
| Lv Cleveland | 2.13 | | 6.15 |
| Lv Indianapolis (C. T.) | 6.40 | 10.59 | 10.59 |
| Lv Terre Haute | 7.50 | 12.10 | 12.10 |
| Ar St. Louis | 11.20 | 3.50 | 3.50 |

| Pennsylvania Railroad | | | | | | | |
|-------------------------|-------|-------|-------|-------|-------|-------|-------|
| Lv New York (E. T.) | 2.45 | 7.05 | 12.55 | 5.10 | 7.35 | 8.25 | 10.25 |
| Lv North Philadelphia | 4.23 | 8.35 | 2.24 | 6.41 | 9.06 | 9.54 | 11.55 |
| Lv Washington | | 7.10 | 1.10 | 5.25 | 7.30 | 8.05 | 10.25 |
| Lv Baltimore | | 8.03 | 1.56 | 6.10 | 8.17 | 8.52 | 11.22 |
| Lv Harrisburg | 7.00 | 10.43 | 4.22 | 8.23 | 10.53 | 11.50 | 1.52 |
| Lv Pittsburgh | | 8.30 | 9.23 | 1.24 | 4.00 | 4.55 | 9.45 |
| Lv Columbus | | 8.10 | 1.45 | 5.30 | 8.00 | 9.10 | 2.20 |
| Lv Indianapolis (C. T.) | 10.30 | 3.48 | 3.48 | 8.00 | 10.32 | 11.42 | 5.40 |
| Lv Terre Haute | 12.15 | 5.07 | 5.07 | 9.16 | 11.52 | 1.02 | 7.15 |
| Ar St. Louis | 5.00 | 8.10 | 8.10 | 12.30 | 3.00 | 4.10 | 10.50 |

| Illinois Central | | | | G. M. & O. | | | |
|------------------|-------|-------|-------|-------------------|-------|-------|-------|
| Lv Jacksonville | 12.45 | | 7.45 | Lv Mobile | | 3.30 | |
| Ar St. Louis | 8.40 | | 7.00 | Lv Montgomery | | 2.65 | |
| Lv Chicago | 11.00 | 5.15 | 11.50 | Lv Jackson, Tenn. | | 1.10 | 8.25 |
| Lv Springfield | 2.00 | 8.20 | 4.25 | Ar St. Louis | | 8.05 | 4.20 |
| Ar St. Louis | 4.10 | 10.25 | 7.15 | | | | |

| Louisville & Nashville | | | | Nickel Plate Road | | | |
|------------------------|-------|-------|-------|----------------------|-------|-------|-------|
| Lv Miami | 10.00 | 1.00 | | Lv Cleveland (E. T.) | 6.00 | | |
| Lv Jacksonville | 7.45 | 9.00 | | Lv Findlay | 8.45 | | |
| Lv Atlanta (E. T.) | 7.00 | 9.25 | 6.30 | Lv Lima | 5.15 | | 11.05 |
| Lv Birmingham | | 7.45 | | Lv Muncie (C.T.) | | | 12.55 |
| Lv Nashville (C. T.) | 6.45 | 2.30 | 5.35 | Lv Frankfort | | | 3.22 |
| Lv Evansville | 12.20 | 7.30 | 3.45 | Ar St. Louis | | | 6.45 |
| Ar St. Louis | 5.15 | 12.20 | 7.50 | | | | |
| Lv Atlanta (E. T.) | | 9.25 | 7.50 | | | | |
| Lv Knoxville (E. T.) | | 5.12 | | | | | |
| Lv Louisville (C. T.) | | 11.00 | | | | | |
| Ar St. Louis | | 7.50 | | | | | |

| Wabash | | | | Southern Ry. | | | |
|---------------|-------|-------|-------|--------------------------------|-------|-------|-------|
| Lv Chicago | 11.00 | 4.35 | 11.20 | Lv Jacksonville | | 9.00 | |
| Lv Decatur | 2.04 | 7.33 | 3.25 | Lv Atlanta | | 6.55 | |
| Ar St. Louis | 4.35 | 10.00 | 7.05 | Lv Chattanooga | | 11.15 | |
| Lv Detroit | 7.35 | 8.25 | | Lv Asheville | | 5.30 | |
| Lv Toledo | | 7.55 | | Lv Knoxville (E.T.) | | 9.40 | |
| Lv Ft. Wayne | 9.17 | 10.23 | | Lv Louisville (4th St.) (C.T.) | | 7.25 | |
| Ar St. Louis | 5.05 | 7.55 | | Ar St. Louis | | 5.45 | |
| Lv Des Moines | 8.50 | | | | | | |
| Ar St. Louis | 7.35 | | | | | | |

| Illinois Terminal Railroad Station 710 N. 12th Blvd. | | | | | | | |
|--|-------|-------|-------|-------|-------|------|------|
| Lv Champaign | 12.50 | | 4.45 | 7.28 | 11.58 | 2.30 | 5.26 |
| Lv Decatur | 2.10 | 6.00 | 6.30 | 9.00 | 1.30 | 3.59 | 7.00 |
| Lv Bloomington | 9.30 | | 6.32 | | 10.50 | 2.41 | 5.56 |
| Lv East Peoria | 11.30 | | 6.45 | 9.40 | 1.00 | 3.30 | 6.00 |
| Lv Springfield | 3.15 | 6.55 | 7.00 | 8.30 | 11.32 | 2.55 | 5.15 |
| Ar St. Louis | 6.40 | 9.35 | 10.10 | 11.10 | 2.15 | 6.10 | 8.00 |

CONNECTIONS TO MEMPHIS

| Illinois Central | | | | | | | |
|--------------------------|-------|--------|-------|-------|-------|-------|-------|
| Lv Louisville | | 8.00 | 5.30 | 4.15 | | 8.30 | 9.10 |
| Lv New Orleans | | 10.58 | 12.15 | 4.17 | | 1.10 | |
| Ar Memphis | | 2.28 | 9.05 | 10.50 | 6.35 | 7.15 | |
| Southern Ry. | | | | | | | |
| Lv New York (E.T.) (PRR) | 11.30 | 12.55 | | | | | |
| Lv Washington | | 3.50 | 8.35 | | | | |
| Lv Lynchburg (N&W) | | 7.55 | 12.40 | | | | |
| Lv Roanoke | | 9.16 | 2.05 | | | | |
| Lv Asheville | | | 5.30 | | | | |
| Lv Knoxville | | 4.25</ | | | | | |

CONNECTIONS FROM KANSAS CITY

| G. M. & O. | |
|----------------|------|
| Lv Kansas City | 5.30 |
| Lv Bloomington | 6.35 |
| Ar Chicago | 9.30 |

| M.-K.-T. | |
|------------------|-----------------|
| Lv Kansas City | 8.40 9.40 10.30 |
| Ar Oklahoma City | 6.25 7.50 |
| Ar Dallas | 10.50 8.40 7.50 |
| Ar Fort Worth | 10.20 8.45 |
| Ar Waco | 1.35 12.15 |
| Ar Austin | 5.10 3.25 |
| Ar San Antonio | 7.50 5.45 |

| Union Pacific | |
|----------------|------------|
| Lv Kansas City | 11.45 9.30 |
| Ar Cheyenne | 9.25 10.00 |
| Ar Pocatello | 6.15 4.40 |
| Ar Portland | 11.46 8.05 |
| Ar Tacoma | 1.05 9.15 |
| Ar Seattle | |

| Santa Fe | |
|-----------------|-------------------------------------|
| Lv Kansas City | 9.30 8.00 2.35 9.50 10.15 |
| Ar Albuquerque | 3.15 7.30 4.55 2.20 |
| Ar Williams | 10.40 5.30 10.30 9.15 |
| Ar Grand Canyon | 7.00 8.30 7.00 7.00 |
| Ar Los Angeles | 10.30 7.00 8.45 10.40 8.30 |
| Lv Okla. City | 6.00 8.20 6.45 1.00 |
| Lv Tulsa | 1.10 2.55 5.50 7.00 2.15 2.00 11.00 |
| Lv Kan. City | 1.10 2.55 5.50 7.00 2.15 2.00 11.00 |
| Ar Chicago | 9.00 11.30 1.45 3.45 9.45 7.45 8.30 |

| Rock Island | |
|----------------|--------------------------------|
| Lv Kansas City | 1.50 4.00 8.15 9.10 8.15 11.45 |
| Ar Rock Island | 8.20 11.10 4.10 |
| Ar Chicago | 11.45 3.00 8.15 |
| Ar Des Moines | 1.10 1.00 6.00 |
| Ar St. Paul | 6.10 7.45 3.30 |
| Ar Minneapolis | 6.30 8.25 3.45 |
| Lv Kansas City | 11.55 8.00 11.10 |
| Ar El Paso | 5.45 2.20 3.20 |
| Ar Los Angeles | 6.20 10.55 7.35 |

| Burlington Route | |
|------------------|-----------|
| Lv Kansas City | 6.30 6.30 |
| Ar Billings | 8.45 8.45 |
| Ar Spokane | 9.15 6.20 |
| Ar Portland | 6.50 6.50 |
| Ar Tacoma | 9.25 7.30 |
| Ar Seattle | 7.30 7.30 |

| Frisco | |
|----------------|------------|
| Lv Kansas City | 11.35 8.30 |
| Ar Tulsa | 7.35 2.15 |
| Ar Okla. City | 1.30 |

| Kansas City Sou. | |
|------------------|------------------|
| Lv Kansas City | 10.10 9.35 4.00 |
| Ar Texarkana | 8.55 10.00 1.31 |
| Ar Shreveport | 10.50 12.10 3.00 |
| Ar Port Arthur | 8.00 9.00 |

| C. M. St. P. & P. | |
|-------------------|------------|
| Lv Kansas City | 9.00 7.45 |
| Ar Excelsior Spr | 10.05 8.25 |
| Ar Chillicothe | 11.50 9.36 |
| Ar Ottumwa | 3.16 12.22 |
| Ar Davenport | 7.10 3.30 |
| Ar Chicago | 9.10 |
| Ar Milwaukee | 10.15 |

| Chicago Gt. Western | |
|---------------------|-------|
| Lv Kansas City | 1.45 |
| Ar Des Moines | 9.15 |
| Ar Rochester | 7.35 |
| Ar St. Paul | 9.40 |
| Ar Minneapolis | 10.15 |

CONNECTIONS TO KANSAS CITY

| G. M. & O. | |
|----------------|-------|
| Lv Chicago | 11.25 |
| Lv Bloomington | |
| Ar Kansas City | 8.00 |

| M.-K.-T. R. R. | |
|------------------|----------------|
| Lv San Antonio | 11.00 12.25 |
| Lv Austin | 1.10 2.50 |
| Lv Waco | 4.25 6.00 |
| Lv Fort Worth | 7.40 9.05 |
| Lv Dallas | 7.30 9.20 |
| Lv Oklahoma City | 11.30 11.00 |
| Ar Kansas City | 9.25 8.35 8.35 |

| Union Pacific | |
|----------------|-------------|
| Lv Seattle | 12.25 11.30 |
| Lv Tacoma | 1.19 1.00 |
| Lv Portland | 8.30 8.10 |
| Lv Pocatello | 5.25 4.25 |
| Lv Cheyenne | 5.40 |
| Ar Kansas City | 10.15 7.45 |

| Santa Fe | |
|------------------|--------------------------------------|
| Lv Chicago | 9.30 12.01 1.30 6.00 7.00 8.45 10.00 |
| Ar Kansas City | 4.55 9.00 9.50 1.30 2.25 7.15 7.45 |
| Ar Tulsa | 10.10 9.35 9.00 |
| Ar Oklahoma City | 12.35 8.25 5.35 |
| Lv Los Angeles | 1.30 12.30 1.40 8.00 6.30 |
| Lv Gr. Canyon | 8.00 8.00 8.00 |
| Lv Williams | 3.25 1.44 3.40 10.25 |
| Lv Albuquerque | 10.35 1.35 8.00 |
| Ar Kansas City | 6.30 2.40 6.15 5.35 10.15 |

| Rock Island | |
|----------------|--------------------------------|
| Lv Los Angeles | 1.30 7.30 8.00 |
| Lv El Paso | 7.15 6.30 8.35 |
| Ar Kansas City | 1.25 3.30 9.50 |
| Lv Minneapolis | 12.01 7.30 10.30 |
| Lv St. Paul | 12.25 8.15 11.15 |
| Lv Des Moines | 5.03 2.25 8.25 |
| Lv Chicago | 1.20 8.30 8.30 |
| Ar Rock Island | 4.30 12.10 12.10 |
| Ar Kansas City | 10.45 7.20 7.20 9.15 7.30 3.10 |

| Burlington Route | |
|------------------|-------------|
| Lv Seattle | 10.00 10.30 |
| Lv Tacoma | 9.50 8.00 |
| Lv Portland | 9.00 |
| Lv Spokane | 8.50 8.05 |
| Ar Billings | 12.50 6.30 |
| Ar Kansas City | 1.20 1.20 |

| Frisco | |
|------------------|------------|
| Lv Oklahoma City | 1.45 7.00 |
| Lv Tulsa | 1.45 11.15 |
| Ar Kansas City | 7.30 7.00 |

| Kansas City Southern | |
|----------------------|-----------------|
| Lv Port Arthur | 10.30 4.20 |
| Lv Shreveport | 7.00 5.00 11.00 |
| Lv Texarkana | 8.50 6.55 12.26 |
| Ar Kansas City | 7.45 7.45 10.00 |

| C. M. St. P. & P. | |
|-------------------|------------|
| Lv Milwaukee | 5.00 |
| Lv Chicago | 6.25 |
| Lv Davenport | 12.06 7.35 |
| Lv Ottumwa | 2.41 11.21 |
| Lv Chillicothe | 5.13 3.38 |
| Lv Excelsior Sp. | 6.15 5.25 |
| Ar Kansas City | 7.25 6.40 |

| C. G. W. | |
|----------------|-------|
| Lv Minneapolis | 2.00 |
| Lv St. Paul | 2.35 |
| Lv Rochester | 4.00 |
| Ar Des Moines | 12.25 |
| Ar Kansas City | 7.30 |

CONNECTIONS FROM OMAHA

| Chicago & North Western | |
|-------------------------|----------------------------|
| Lv Omaha | 11.00 8.30 9.25 7.35 10.25 |
| Ar Sioux City | 11.50 8.45 1.05 |
| Ar Rochester | 7.35 9.10 9.10 |
| Ar St. Paul | 5.55 6.00 7.30 |
| Ar Minneapolis | 6.30 6.30 8.05 |
| Ar Cedar Rapids | 3.45 2.35 |
| Ar Clinton | 5.05 4.35 |

| C. G. W. | |
|----------------|------------|
| Lv Omaha | 8.15 |
| Ar Fort Dodge | 12.25 2.46 |
| Ar Mason City | 6.55 |
| Ar St. Paul | 7.35 |
| Ar Minneapolis | 7.35 |

| Rock Island | |
|----------------|------------------|
| Lv Omaha | 11.59 11.30 6.45 |
| Ar Des Moines | 2.41 2.10 11.10 |
| Ar Davenport | 5.34 5.06 3.35 |
| Ar Rock Island | 5.41 5.15 3.50 |
| Ar Moline | 6.53 5.33 4.38 |

CONNECTIONS TO OMAHA

| Chicago & North Western | |
|-------------------------|--------------------------|
| Lv Clinton | 12.45 10.25 1.05 |
| Lv Cedar Rapids | 2.35 11.46 2.38 |
| Lv Minneapolis | 11.40 9.25 11.15 |
| Lv St. Paul | 12.10 10.10 12.01 |
| Lv Rochester | 8.15 9.20 9.20 |
| Lv Sioux City | 8.30 5.00 10.15 |
| Ar Omaha | 9.30 6.30 9.00 8.40 7.45 |

| C. G. W. | |
|----------------|-------|
| Lv Minneapolis | 8.10 |
| Lv St. Paul | 8.45 |
| Lv Mason City | 12.31 |
| Lv Ft. Dodge | 2.45 |
| Ar Omaha | 7.30 |

| Rock Island | |
|----------------|-----------------|
| Lv Moline | 2.25 11.25 4.40 |
| Lv Rock Island | 2.55 11.45 4.53 |
| Lv Davenport | 3.12 11.57 4.59 |
| Lv Des Moines | 8.30 3.50 7.55 |
| Lv Des Moines | 1.30 7.25 10.51 |

CONNECTIONS FROM NEW ORLEANS

| Louisville & Nashville | |
|------------------------|----------------------------|
| Lv New Orleans | 8.20 10.55 5.00 9.00 11.00 |
| Ar Mobile | 12.10 1.48 8.30 12.40 2.30 |
| Ar Pensacola | 4.35 4.35 11.29 5.50 |
| Ar Jacksonville | 5.25 5.30 2.00 6.30 |
| Ar Montgomery | 5.30 2.00 7.25 |
| Ar Atlanta (ET) | 11.40 8.00 1.15 |
| Ar Washington | 5.45 1.25 4.15 |
| Ar Baltimore | 6.43 2.54 5.40 |
| Ar North Philadelphia | 8.25 4.45 7.35 |
| Ar New York | 9.55 6.20 9.05 |
| Lv Montgomery | 6.30 5.45 5.55 8.00 |
| Ar Birmingham | 8.45 7.35 11.50 |
| Ar Nashville | 1.55 11.35 12.40 7.25 |
| Ar Louisville | 7.15 3.23 5.25 1.30 |
| Ar Cincinnati (ET) | 12.05 7.30 9.55 7.15 |

CONNECTIONS TO NEW ORLEANS

| Louisville & Nashville | |
|------------------------|------------------------------------|
| Lv Cincinnati (ET) | 9.00 2.45 6.55 |
| Lv Louisville (CT) | 11.25 4.50 9.35 |
| Lv Nashville | 3.55 8.22 2.25 |
| Lv Birmingham | 8.35 12.09 7.55 |
| Ar Montgomery | 10.35 2.00 10.25 |
| Lv New York (ET) | 9.30 9.30 9.30 2.35 |
| Lv North Philadelphia | 11.11 11.11 10.57 4.04 |
| Lv Baltimore | 1.13 1.13 12.35 5.45 |
| Lv Washington | 2.40 2.40 2.00 6.55 |
| Lv Atlanta | 7.00 7.00 7.00 8.55 |
| Lv Montgomery (CT) | 11.05 2.07 11.05 11.00 11.00 12.01 |
| Lv Jacksonville | 5.00 5.00 9.30 2.35 |
| Lv Pensacola | 12.40 5.10 12.45 |
| Lv Mobile | 3.45 5.44 6.10 3.55 3.55 4.15 |
| Ar New Orleans | 7.10 8.50 9.00 8.00 8.00 7.45 |

| Illinois Central | |
|------------------|------------------|
| Lv New Orleans | 8.00 4.15 8.30 |
| Ar Jackson | 10.52 7.07 12.40 |
| Ar Memphis | 2.28 10.50 6.35 |
| Ar Fulton | 4.48 1.20 12.10 |
| Ar Louisville | 7.00 |

| Illinois Central | |
|------------------|---------------------------|
| Lv Louisville | |
| Lv Fulton | 11.59 2.20 5.40 4.35 5.40 |
| Lv Memphis | 2.22 9.30 9.10 9.10 9.10 |
| Lv Jackson | 6.10 4.45 2.55 2.55 2.55 |
| Ar New Orleans | 9.30 11.30 7.15 7.15 7.15 |

| Southern Ry. | |
|----------------------------|-------------------|
| Lv New Orleans | 8.00 8.00 9.00 |
| Ar Birmingham (CT) | 3.10 3.10 7.05 |
| Lv Birmingham | 3.20 3.30 7.30 |
| Ar Chattanooga (ET) | 10.35 11.59 |
| Ar Knoxville | 10.45 3.40 |
| Ar Roanoke (N&W) | 6.47 12.05 |
| Ar Washington | 9.10 11.25 6.45 |
| Ar Baltimore (PRR) | 10.16 12.41 8.00 |
| Ar Philadelphia (30th St.) | 11.46 2.21 9.42 |
| Ar New York (PRR) | 1.25 4.05 11.30 |
| Lv Birmingham (CT) | 5.50 5.50 7.30 |
| Ar Chattanooga (ET) | 10.40 10.40 11.59 |
| Ar Cincinnati | 7.55 7.55 9.55 |


| Southern Ry. | |
|----------------------------|-----------------|
| Lv Cincinnati (ET) | 8.45 9.15 9.15 |
| Lv Chattanooga (ET) | 5.30 7.25 7.25 |
| Ar Birmingham (CT) | 8.00 9.30 9.30 |
| Lv New York (PRR) (ET) | 6.50 11.30 4.35 |
| Lv Philadelphia (30th St.) | 8.40 1.09 6.25 |
| Lv Baltimore (PRR) | 10.22 2.43 7.53 |
| Lv Washington | 11.55 3.50 8.50 |
| Lv Roanoke (N&W) | 6.00 9.16 |
| Lv Knoxville | 1.50 2.25 |
| Lv Chattanooga (ET) | 5.30 7.25 |
| Ar Birmingham (CT) | 8.00 9.30 1.25 |
| Lv Birmingham | 8.30 1.35 1.35 |
| Ar New Orleans | 6.55 9.10 9.10 |

The Missouri Pacific Lines Offer You...

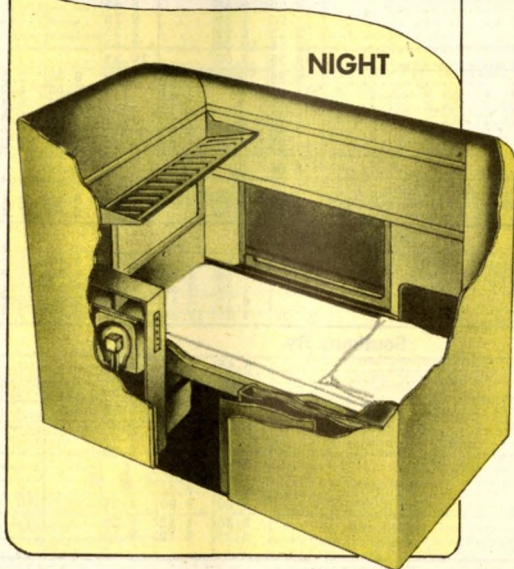
These Accommodations Are Available in 14 Roomette, 4 Double Bedroom Cars; 14 Roomette, 2 Double Bedroom, 1 Drawing Room Cars, and in 5 Double Bedroom-Lounge Cars

THE ROOMETTE

An increasingly popular accommodation for the individual traveler. Provides a completely enclosed room with private toilet facilities, washstand, wardrobe locker. Other convenience and comfort features include circulating ice water, thermostatic air-conditioning and heat controls, full length mirror, electric razor outlet, shoe locker and spacious luggage rack.



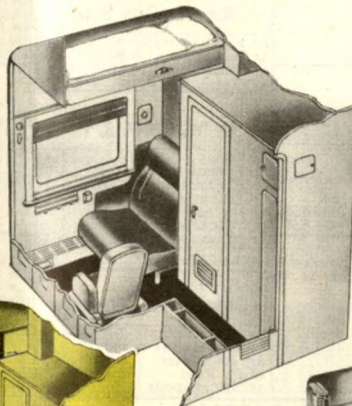
DAY



NIGHT


THE BEDROOM

DAY




THE BEDROOM provides lower and upper bed, enclosed toilet and lavatory facilities, separate air-conditioning and temperature controls, running ice water, wardrobe locker, full length mirror, electric razor outlet, shoe locker and ample luggage space. Opening the partition between two adjoining bedrooms forms the **BEDROOM SUITE** illustrated below, providing all the facilities of two double bedrooms with two lower and two upper beds, two enclosed toilets, etc.

THE BEDROOM SUITE



NIGHT

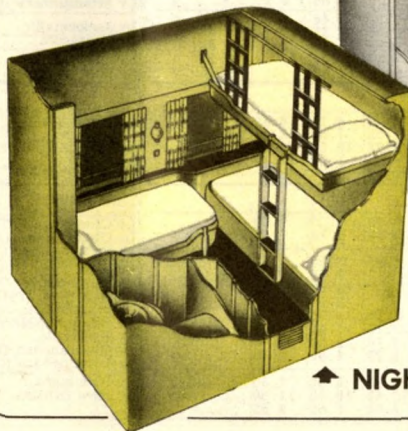


DAY


NIGHT

THE DRAWING ROOM

A spacious and luxurious living room during daylight hours with two full length beds and upper berth for sleeping accommodations at night. The private lavatory and toilet facilities are completely enclosed. These new type drawing rooms also provide fan; circulating ice water;



NIGHT



DAY

individually controlled light, ventilation, air-conditioning and heat; shoe locker; a large wardrobe and ample storage space for luggage.


... A Selection of Pullman Accommodations

The Accommodations Illustrated Below Are Provided in 6-Section,
6 Roomette, 4 Double Bedroom Cars

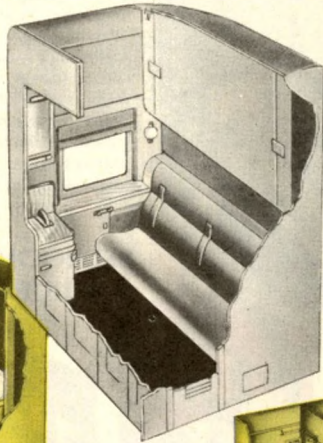
THE BEDROOM

THE BEDROOM provides lower and upper bed, separate toilet and lavatory facilities, air-


DAY →



NIGHT ←



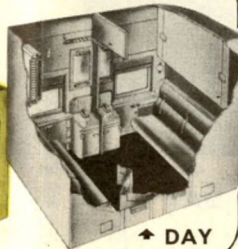
NIGHT →



conditioning and temperature controls, full length mirror, clothes locker, razor outlet, shoe locker and ample luggage space. When sliding partition between adjoining bedrooms is opened to make the **BEDROOM SUITE** illustrated below, accommodation affords all the facilities of two double bedrooms with two lower and two upper beds, two toilets, etc.


THE BEDROOM SUITE

← DAY

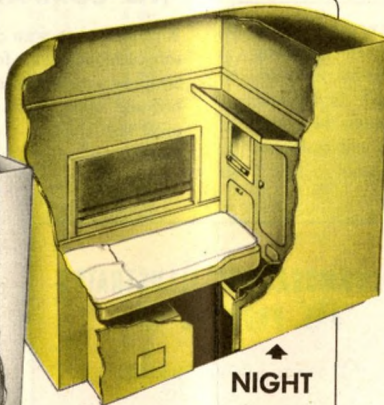


THE ROOMETTE

A private, completely enclosed room designed for the individual traveler. Contains a pre-made bed that folds into the wall. Also provides private toilet facilities, washstand, mirrored



DAY




NIGHT

cabinet for toilet articles, clothes locker, shoe locker, ample luggage space and individually controlled ventilation, air-conditioning, heat and light.



THE SECTION

Combines lower and upper berths, each a sleep-inviting bed with convenient lights, clothes hangers, shelf or hammock for sundry articles, and a bell to summon the porter at any hour. For daytime travel the section provides a pair of roomy, soft-cushioned lounge seats.



DAY →

UPPER →
AT NIGHT





LOWER
AT NIGHT
←

The Missouri Pacific Lines Offer You A Selection of Pullman Accommodations

On Trains Other Than The Streamlined Eagles

THE DRAWING ROOM


The ideal accommodation for family groups. A spacious private living room by day, at night it provides two beds and an easily accessible upper berth. Toilet and lavatory are enclosed and completely private.




← NIGHT

↑ DAY

THE SECTION



DAY



UPPER

NIGHT

LOWER

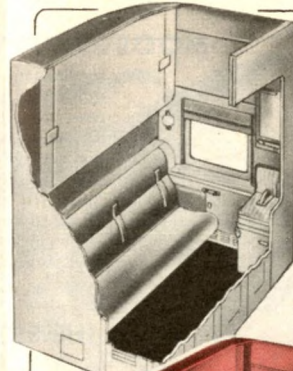
Includes upper and lower berths, both providing a comfortable, sleep-inviting bed. In daytime, section offers two commodious, soft-cushioned reserved seats.

ACCOMMODATIONS ILLUSTRATED ARE PROVIDED IN

- 12 Section, 1 Drawing Room Cars
-
- 10 Section, 1 Drawing Room, 2 Compartment Cars
-
- 8 Section, 1 Drawing Room, 2 Compartment Cars
-
- 8 Section, 5 Double Bedroom Cars
-
- 8 Section, 1 Drawing Room, 3 Double Bedroom Cars
-

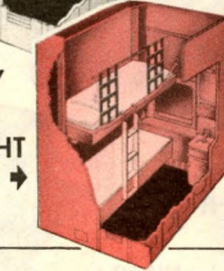
THE BEDROOM

THE BEDROOM provides lower and upper bed, separate toilet and lavatory facilities, full length mirror, clothes locker, razor outlet, shoe locker and ample luggage space. When sliding partition between adjoining bedrooms is opened to make **BEDROOM SUITE** illustrated below, accommodation affords all the facilities of two double bedrooms, two with two lower and two upper beds, two toilets, etc.

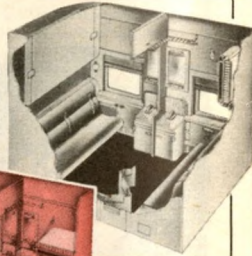


↑ DAY

NIGHT



THE BEDROOM SUITE




↑ DAY

↓ NIGHT


THE COMPARTMENT

A private room with comfortable, soft-cushioned seats for day use. Sleeping accommodations include bed and upper berth. Individual toilet and lavatory.

NIGHT →



DAY →



RAIL AND PULLMAN FARES

The Fares shown herein are those effective on August 1, 1950, and do not reflect any increase that may be authorized at a later date. These Railroad and Pullman fares are published as information only, are subject to change without notice and do not include 15% Federal and 2% Missouri taxes.

| | RAILROAD FARE | | | | PULLMAN FARES (One Way) IN STANDARD CARS | | | | | | | | | |
|-----------------------------|---------------|----------------|-------------|----------------|--|-------------|---------------------|---------------------|-----------------------|------------------------|---------------------------------|-------------------------|----------------------------------|--------------------------|
| | In Coaches | | In Pullmans | | Lower Berth | Upper Berth | Roomette One Person | Bed Room One Person | @Bed Room Two Persons | Compartment One Person | Compartment Two or More Persons | Drawing Room One Person | Drawing Room Two or More Persons | Seat Fare for Day Travel |
| | One Way | 3 Months R. T. | One Way | 3 Months R. T. | | | | | | | | | | |
| DALLAS, TEX. TO | | | | | | | | | | | | | | |
| Chicago..... Ill. | \$23.86 | \$42.95 | \$33.40 | \$55.70 | \$ 8.90 | \$ 6.80 | | | | \$20.05 | \$25.40 | \$26.70 | \$33.80 | |
| Hot Springs..... Ark. | 8.45 | 15.25 | 11.83 | 19.75 | 3.80 | 2.90 | | | | 8.55 | 10.90 | 11.40 | 14.40 | |
| Little Rock..... Ark. | 8.26 | 14.90 | 11.55 | 19.25 | 3.80 | 2.90 | 5.30 | 7.20 | 8.35 | 8.55 | 10.90 | 11.40 | 14.40 | 2.40 |
| Memphis..... Tenn. | 11.72 | 21.10 | 16.38 | 27.30 | 5.35 | 4.10 | 7.50 | 10.15 | 11.75 | 12.05 | 15.40 | 16.05 | 20.30 | |
| Mexico City..... Mex. | 30.24 | 55.60 | 44.65 | 70.60 | 14.94 | 11.76 | | | | 39.03 | 41.83 | 52.71 | 56.76 | |
| New York..... N. Y. | 41.77 | 76.46 | 58.10 | 104.08 | 14.20 | 10.80 | 19.85 | 27.00 | 31.25 | 31.95 | 39.75 | 42.60 | 54.00 | |
| St. Louis..... Mo. | 16.69 | 30.05 | 23.35 | 38.95 | 7.20 | 5.45 | 10.05 | 13.70 | 15.85 | 16.20 | 20.20 | 21.60 | 27.40 | |
| Washington..... D. C. | 35.54 | 64.00 | 49.76 | 87.40 | 12.60 | 9.55 | 17.60 | 23.95 | 27.70 | 28.35 | 35.45 | 37.80 | 47.90 | |
| FORT WORTH, TEX. TO | | | | | | | | | | | | | | |
| Chicago..... Ill. | 23.86 | 42.95 | 33.40 | 55.70 | 8.90 | 6.80 | | | | 20.05 | 25.40 | 26.70 | 33.80 | |
| Hot Springs..... Ark. | 9.20 | 16.60 | 12.87 | 21.45 | 4.10 | 3.10 | | | | 9.25 | 11.55 | 12.30 | 15.60 | |
| Little Rock..... Ark. | 9.01 | 16.25 | 12.59 | 21.00 | 4.10 | 3.10 | 5.75 | 7.80 | 9.00 | 9.25 | 11.55 | 12.30 | 15.60 | 2.60 |
| Memphis..... Tenn. | 12.47 | 22.45 | 17.42 | 29.05 | 5.70 | 4.30 | 7.95 | 10.85 | 12.55 | 12.85 | 16.00 | 17.10 | 21.70 | |
| Mexico City..... Mex. | 29.96 | 55.10 | 44.25 | 69.90 | 14.94 | 11.76 | | | | 39.03 | 41.83 | 52.71 | 56.76 | |
| New York..... N. Y. | 42.52 | 77.81 | 59.14 | 105.83 | 14.20 | 10.80 | 19.85 | 27.00 | 31.25 | 31.95 | 39.75 | 42.60 | 54.00 | |
| St. Louis..... Mo. | 17.00 | 30.60 | 23.79 | 39.65 | 7.20 | 5.45 | 10.05 | 13.70 | 15.85 | 16.20 | 20.20 | 21.60 | 27.40 | |
| Washington..... D. C. | 36.29 | 65.35 | 50.80 | 89.15 | 12.60 | 9.55 | 17.60 | 23.95 | 27.70 | 28.35 | 35.45 | 37.80 | 47.90 | |
| HOUSTON, TEX. TO | | | | | | | | | | | | | | |
| Brownsville..... Tex. | 9.29 | 16.75 | 13.01 | 21.70 | 3.80 | 2.90 | | | | 8.55 | 10.90 | 11.40 | 14.40 | |
| Chicago..... Ill. | 27.86 | 50.15 | 38.80 | 64.70 | 10.40 | 7.90 | | | | 23.40 | 29.45 | 31.20 | 39.50 | |
| Hot Springs..... Ark. | 11.90 | 21.45 | 16.64 | 27.75 | 5.35 | 4.10 | | | | 12.05 | 15.40 | 16.05 | 20.30 | |
| Little Rock..... Ark. | 11.70 | 21.10 | 16.37 | 27.30 | 5.35 | 4.10 | 7.50 | 10.15 | 11.75 | 12.05 | 15.40 | 16.05 | 20.30 | |
| Memphis..... Tenn. | 15.15 | 27.30 | 21.20 | 35.35 | 6.60 | 5.00 | 9.20 | 12.55 | 14.50 | 14.85 | 18.40 | 19.80 | 25.10 | |
| Mexico City..... Mex. | 28.25 | 52.00 | 41.89 | 66.00 | 13.99 | 11.01 | | | | 36.93 | 39.23 | 49.86 | 53.16 | |
| New Orleans..... La. | 9.52 | 17.15 | 13.01 | 21.70 | 3.50 | 2.60 | | | | 7.90 | 9.60 | 10.50 | 13.30 | 2.20 |
| New York..... N. Y. | 44.07 | 80.61 | 61.03 | 109.83 | 14.45 | 11.00 | 20.25 | 27.45 | 31.80 | 32.50 | 40.85 | 43.35 | 54.90 | |
| St. Louis..... Mo. | 20.42 | 36.80 | 28.58 | 47.65 | 8.35 | 6.35 | 11.75 | 15.85 | 18.35 | 18.80 | 23.70 | 25.05 | 31.70 | |
| Washington..... D. C. | 37.84 | 68.15 | 52.69 | 93.15 | 12.60 | 9.55 | 17.60 | 23.95 | 27.70 | 28.35 | 35.45 | 37.80 | 47.90 | |
| KANSAS CITY, MO. TO | | | | | | | | | | | | | | |
| Colorado Springs..... Colo. | 15.57 | 28.05 | 21.77 | 36.30 | 5.70 | 4.30 | 7.95 | 10.85 | 12.55 | 12.85 | 16.00 | 17.10 | 21.70 | |
| Denver..... Colo. | 15.82 | 28.50 | 22.12 | 36.90 | 5.70 | 4.30 | 7.95 | 10.85 | 12.55 | 12.85 | 16.00 | 17.10 | 21.70 | |
| Hot Springs..... Ark. | 13.28 | 23.90 | 18.59 | 31.00 | 5.70 | 4.30 | | | | 12.85 | 16.00 | 17.10 | 21.70 | 3.50 |
| Jefferson City..... Mo. | 3.97 | 7.15 | 5.53 | 9.25 | 3.50 | 2.60 | 4.85 | 6.65 | 7.70 | 7.90 | 9.60 | 10.50 | 13.30 | 1.10 |
| Lincoln..... Neb. | 5.20 | 9.40 | 7.27 | 12.15 | B3.50 | B2.60 | | | | B7.90 | B9.60 | B10.50 | B13.30 | B1.15 |
| Little Rock..... Ark. | 11.94 | 21.50 | 16.69 | 27.85 | 5.05 | 3.85 | | | | 11.35 | 14.15 | 15.15 | 19.20 | 3.15 |
| Los Angeles..... Cal. | 38.69 | 68.05 | 61.55 | 95.70 | 15.75 | 12.00 | 22.05 | 29.95 | 34.65 | 35.45 | 44.55 | 47.25 | 59.90 | |
| Memphis..... Tenn. | 12.24 | 22.05 | 17.13 | 28.55 | 4.10 | 3.10 | | | | 9.25 | 11.55 | 12.30 | 15.60 | 2.85 |
| New Orleans..... La. | 22.11 | 39.80 | 30.95 | 51.60 | 7.75 | 5.90 | | | | 17.45 | 21.90 | 23.25 | 29.50 | |
| Omaha..... Neb. | 4.99 | 9.00 | 6.97 | 11.65 | 3.50 | 2.60 | | | | 7.90 | 9.60 | 10.50 | 13.30 | 1.45 |
| Pueblo..... Colo. | 14.85 | 26.75 | 20.78 | 34.65 | 5.70 | 4.30 | 7.95 | 10.85 | 12.55 | 12.85 | 16.00 | 17.10 | 21.70 | |
| St. Louis..... Mo. | 6.98 | 12.60 | 9.76 | 16.30 | 3.50 | 2.60 | 4.85 | 6.65 | 7.70 | 7.90 | 9.60 | 10.50 | 13.30 | 1.45 |
| Salt Lake City..... Utah | 28.84 | 51.95 | 40.33 | 67.25 | 10.65 | 8.10 | | | | 23.95 | 29.95 | 31.95 | 40.50 | |
| San Francisco..... Cal. | 38.69 | 68.05 | 61.55 | 95.70 | 15.75 | 12.00 | 22.05 | 29.95 | 34.65 | 35.45 | 44.55 | 47.25 | 59.90 | |
| LITTLE ROCK, ARK. TO | | | | | | | | | | | | | | |
| Brownsville..... Tex. | 21.00 | 37.80 | 29.38 | 49.00 | 8.65 | 6.55 | | | | 19.45 | 24.20 | 25.95 | 32.90 | |
| Chicago..... Ill. | 16.19 | 29.15 | 22.45 | 37.45 | 5.70 | 4.30 | 7.95 | 10.85 | 12.55 | 12.85 | 16.00 | 17.10 | 21.70 | |
| Colorado Springs..... Colo. | 23.46 | 42.25 | 32.85 | 54.75 | 9.25 | 7.00 | | | | 20.80 | 26.05 | 27.75 | 35.20 | |
| Corpus Christi..... Tex. | 17.58 | 31.65 | 24.58 | 41.00 | 7.75 | 5.90 | | | | 17.45 | 21.90 | 23.25 | 29.50 | |
| Dallas..... Tex. | 8.26 | 14.90 | 11.55 | 19.25 | 3.80 | 2.90 | 5.30 | 7.20 | 8.35 | 8.55 | 10.90 | 11.40 | 14.40 | 2.40 |
| Denver..... Colo. | 25.00 | 45.00 | 35.00 | 58.35 | 9.25 | 7.00 | | | | 20.80 | 26.05 | 27.75 | 35.20 | |
| El Paso..... Tex. | 24.40 | 43.95 | 34.13 | 56.90 | 9.50 | 7.20 | 13.35 | 18.05 | 20.90 | 21.40 | 26.55 | 28.50 | 36.10 | |
| Ft. Worth..... Tex. | 9.01 | 16.25 | 12.59 | 21.00 | 4.10 | 3.10 | 5.75 | 7.80 | 9.00 | 9.25 | 11.55 | 12.30 | 15.60 | 2.60 |
| Galveston..... Tex. | 12.94 | 23.30 | 18.09 | 30.15 | 5.70 | 4.30 | 7.95 | 10.85 | 12.55 | 12.85 | 16.00 | 17.10 | 21.70 | |
| Hot Springs..... Ark. | 1.36 | 2.45 | 1.89 | 3.15 | | | | | | | | | | 80 |
| Houston..... Tex. | 11.70 | 21.10 | 16.37 | 27.30 | 5.35 | 4.10 | 7.50 | 10.15 | 11.75 | 12.05 | 15.40 | 16.05 | 20.30 | |
| Kansas City..... Mo. | 11.94 | 21.50 | 16.69 | 27.85 | 5.05 | 3.85 | | | | 11.35 | 14.15 | 15.15 | 19.20 | 3.15 |
| Lake Charles..... La. | 9.39 | 16.95 | 13.14 | 21.90 | 4.10 | 3.10 | | | | 9.25 | 11.55 | 12.30 | 15.60 | |
| Laredo..... Tex. | 18.28 | 32.95 | 25.57 | 42.65 | 7.75 | 5.90 | | | | 17.45 | 21.90 | 23.25 | 29.50 | |
| Los Angeles..... Cal. | 39.43 | 76.70 | 62.73 | 105.15 | 15.75 | 12.00 | 22.05 | 29.95 | 34.65 | 35.45 | 44.55 | 47.25 | 59.90 | |
| Memphis..... Tenn. | 3.47 | 6.25 | 4.83 | 8.05 | 3.50 | 2.60 | 4.85 | 6.65 | 7.70 | 7.90 | 9.60 | 10.50 | 13.30 | 1.00 |
| Mexico City..... Mex. | 37.43 | 68.55 | 54.72 | 87.40 | 17.64 | 13.81 | | | | 45.13 | 49.58 | 60.81 | 67.06 | |
| New Orleans..... La. | 11.87 | 21.40 | 16.63 | 27.75 | 4.10 | 3.10 | | | | 9.25 | 11.55 | 12.30 | 15.60 | |
| New York..... N. Y. | 34.87 | 61.61 | 48.26 | 88.25 | 11.15 | 8.55 | 15.65 | 21.20 | 24.55 | 25.10 | 31.65 | 33.45 | 42.40 | |
| Omaha..... Neb. | 16.92 | 30.50 | 23.66 | 39.45 | 7.50 | 5.70 | | | | 16.90 | 21.40 | 22.50 | 28.50 | |
| Pueblo..... Colo. | 22.34 | 40.25 | 31.27 | 52.15 | 9.25 | 7.00 | | | | 20.80 | 26.05 | 27.75 | 35.20 | |
| St. Louis..... Mo. | 8.75 | 15.75 | 12.24 | 20.40 | 3.80 | 2.90 | 5.30 | 7.20 | 8.35 | 8.55 | 10.90 | 11.40 | 14.40 | 2.50 |
| San Antonio..... Tex. | 14.45 | 26.05 | 20.20 | 33.70 | 6.60 | 5.00 | 9.20 | 12.55 | 14.50 | 14.85 | 18.40 | 19.80 | 25.10 | |
| San Francisco..... Cal. | 44.74 | 77.05 | 71.18 | 108.35 | 17.05 | 13.00 | | | | 38.35 | 48.10 | 51.15 | 64.80 | |
| Shreveport..... La. | 5.47 | 9.85 | 7.63 | 12.75 | 3.50 | 2.60 | 4.85 | 6.65 | 7.70 | 7.90 | 9.60 | 10.50 | 13.30 | |
| Washington..... D. C. | 27.29 | 49.15 | 38.21 | 68.45 | 9.50 | 7.20 | 13.35 | 18.05 | 20.90 | 21.40 | 26.55 | 28.50 | 36.10 | |
| Wichita..... Kan. | 11.42 | 20.60 | 15.99 | 26.65 | 5.05 | 3.85 | | | | 11.35 | 14.15 | 15.15 | 19.20 | |
| MEMPHIS, TENN. TO | | | | | | | | | | | | | | |
| Austin..... Tex. | 15.89 | 28.65 | 22.23 | 37.05 | 6.60 | 5.00 | 9.20 | 12.55 | 14.50 | 14.85 | 18.40 | 19.80 | 25.10 | |
| Brownsville..... Tex. | 24.45 | 44.05 | 34.20 | 57.00 | 9.50 | 7.20 | | | | 21.40 | 26.55 | 28.50 | 36.10 | |
| Colorado Springs..... Colo. | 26.33 | 47.40 | 36.86 | 61.45 | 9.25 | 7.00 | | | | 20.80 | 26.05 | 27.75 | 35.20 | |
| Corpus Christi..... Tex. | 21.02 | 37.85 | 29.41 | 49.05 | 9.25 | 7.00 | | | | 20.80 | 26.05 | 27.75 | 35.20 | |
| Dallas..... Tex. | 11.72 | 21.10 | 16.38 | 27.30 | 5.35 | 4.10 | 7.50 | 10.15 | 11.75 | 12.05 | 15.40 | 16.05 | 20.30 | 3.30 |
| Denver..... Colo. | 27.87 | 50.20 | 39.01 | 65.05 | 9.25 | 7.00 | | | | 20.80 | 26.05 | 27.75 | 35.20 | |
| El Paso..... Tex. | 27.85 | 50.15 | 38.96 | 64.95 | 10.65 | 8.10 | 14.85 | 20.25 | 23.45 | 23.95 | 29.95 | 31.95 | 40.50 | |
| Ft. Worth..... Tex. | 12.47 | 22.45 | 17.42 | 29.05 | 5.70 | 4.30 | 7.95 | 10.85 | 12.55 | 12.85 | 16.00 | 17.10 | 21.70 | 3.55 |
| Galveston..... Tex. | 16.39 | 29.55 | | | | | | | | | | | | |

RAIL AND PULLMAN FARES

The Fares shown herein are those effective on August 1, 1950, and do not reflect any increase that may be authorized at a later date. These Railroad and Pullman fares are published as information only, are subject to change without notice and do not include 15% Federal and 2% Missouri taxes.

| | RAILROAD FARES | | | | PULLMAN FARES (One Way) IN STANDARD CARS | | | | | | | | | |
|------------------------------|----------------|----------------|-------------|----------------|--|-------------|---------------------|---------------------|-----------------------|------------------------|---------------------------------|-------------------------|----------------------------------|--------------------------|
| | In Coaches | | In Pullmans | | Lower Berth | Upper Berth | Roomette One Person | Bed Room One Person | ⓐBed Room Two Persons | Compartment One Person | Compartment Two or More Persons | Drawing Room One Person | Drawing Room Two or More Persons | Seat Fare for Day Travel |
| | One Way | 3 Months R. T. | One Way | 3 Months R. T. | | | | | | | | | | |
| MEMPHIS, TENN., TO | | | | | | | | | | | | | | |
| —Concluded | | | | | | | | | | | | | | |
| Laredo.....Tex. | \$21.74 | \$39.15 | \$30.41 | \$50.70 | \$ 8.65 | \$ 6.55 | \$ 4.85 | \$ 6.65 | \$ 7.70 | \$19.45 | \$24.20 | \$25.95 | \$32.90 | \$ 1.00 |
| Little Rock.....Ark. | 3.47 | 6.25 | 4.83 | 8.05 | 3.50 | 2.60 | | | | 7.90 | 9.60 | 10.50 | 13.30 | |
| Los Angeles.....Cal. | 42.47 | 80.55 | 67.56 | 112.95 | 17.05 | 13.00 | | | | 38.35 | 48.10 | 51.15 | 64.80 | |
| Mexico City.....Mex. | 40.89 | 74.75 | 59.56 | 95.45 | 18.54 | 14.46 | | 34.24 | 38.82 | 47.13 | 51.88 | 63.51 | 70.46 | |
| Omaha.....Neb. | 17.23 | 31.05 | 24.11 | 40.20 | 6.95 | 5.25 | | | | 15.65 | 19.60 | 20.85 | 26.40 | |
| Pueblo.....Colo. | 25.21 | 45.40 | 35.28 | 58.80 | 9.25 | 7.00 | | | | 20.80 | 26.05 | 27.75 | 35.20 | |
| San Antonio.....Tex. | 17.90 | 32.25 | 25.04 | 41.75 | 7.20 | 5.45 | 10.05 | 13.70 | 15.85 | 16.20 | 20.20 | 21.60 | 27.00 | |
| San Francisco.....Cal. | 46.76 | 80.55 | 74.39 | 112.95 | 17.05 | 13.00 | | | | 38.35 | 48.10 | 51.15 | 64.80 | |
| Shreveport.....La. | 8.16 | 14.70 | 11.42 | 19.05 | 3.80 | 2.90 | | | | 8.55 | 10.90 | 11.40 | 14.40 | |
| Texarkana.....Ark. | 7.08 | 12.75 | 9.90 | 16.50 | 3.50 | 2.60 | 4.85 | 6.65 | 7.70 | | | | | 2.00 |
| NEW ORLEANS, LA., TO | | | | | | | | | | | | | | |
| Beaumont.....Tex. | 7.42 | 13.40 | 10.07 | 16.80 | 3.50 | 2.60 | 4.85 | 6.65 | 7.70 | 7.90 | 9.60 | 10.50 | 13.30 | 1.90 |
| Brownsville.....Tex. | 18.83 | 33.90 | 26.02 | 43.40 | 6.95 | 5.25 | | | | 15.65 | 19.60 | 20.85 | 26.40 | |
| Corpus Christi.....Tex. | 15.40 | 27.75 | 21.22 | 35.40 | 6.00 | 4.60 | | | | 13.50 | 17.25 | 18.00 | 22.80 | |
| Colorado Springs.....Colo. | 32.29 | 58.15 | 44.80 | 74.70 | 11.15 | 8.55 | | | | 25.10 | 31.65 | 33.45 | 42.40 | |
| Denver.....Colo. | 33.63 | 60.55 | 46.68 | 77.80 | 12.00 | 9.15 | | | | 27.00 | 33.80 | 36.00 | 45.60 | |
| Galveston.....Tex. | 10.76 | 19.40 | 14.73 | 24.55 | 4.10 | 3.10 | | | | 9.25 | 11.55 | 12.30 | 15.60 | |
| Hot Springs.....Ark. | 12.32 | 22.20 | 16.88 | 28.15 | 5.05 | 3.85 | | | | 11.35 | 14.15 | 15.15 | 19.20 | |
| Houston.....Tex. | 9.52 | 17.15 | 13.01 | 21.70 | 3.50 | 2.60 | 4.85 | 6.65 | 7.70 | 7.90 | 9.60 | 10.50 | 13.30 | 2.20 |
| Kansas City.....Mo. | 22.11 | 39.80 | 30.95 | 51.60 | 7.75 | 5.90 | | | | 17.45 | 21.90 | 23.25 | 29.50 | |
| Laredo.....Tex. | 18.62 | 33.55 | 25.75 | 42.95 | 7.20 | 5.45 | | | | 16.20 | 20.20 | 21.60 | 27.40 | |
| Little Rock.....Ark. | 11.87 | 21.40 | 16.63 | 27.75 | 4.10 | 3.10 | | | | 9.25 | 11.55 | 12.30 | 15.60 | |
| Los Angeles.....Cal. | 43.93 | 80.55 | 69.47 | 112.95 | 16.50 | 12.60 | 23.15 | 31.35 | 36.30 | 37.15 | 46.55 | 49.50 | 62.70 | |
| Mexico City.....Mex. | 37.77 | 69.15 | 54.90 | 87.70 | 17.09 | 13.36 | | | | 43.88 | 47.88 | 59.16 | 64.96 | |
| Monroe.....La. | 7.85 | 14.15 | 10.63 | 17.75 | 3.50 | 2.60 | | | | 7.90 | 9.60 | 10.50 | 13.30 | |
| Omaha.....Neb. | 27.10 | 48.80 | 37.92 | 63.20 | 10.40 | 7.90 | | | | 23.40 | 29.45 | 31.20 | 39.50 | |
| Pueblo.....Colo. | 31.16 | 56.10 | 43.23 | 72.05 | 11.15 | 8.55 | | | | 25.10 | 31.65 | 33.45 | 42.40 | |
| San Francisco.....Cal. | 48.79 | 80.55 | 77.61 | 112.95 | 16.50 | 12.60 | 23.15 | 31.35 | 36.30 | 37.15 | 46.55 | 49.50 | 62.70 | |
| OMAHA, NEB., TO | | | | | | | | | | | | | | |
| Brownsville.....Tex. | 31.42 | 56.60 | 43.96 | 73.30 | | | | | | | | | | |
| Corpus Christi.....Tex. | 28.07 | 50.55 | 39.26 | 65.45 | | | | | | | | | | |
| Galveston.....Tex. | 24.44 | 44.00 | 34.15 | 56.95 | 9.25 | 7.00 | | | | 20.80 | 26.05 | 27.75 | 35.20 | |
| Hot Springs.....Ark. | 18.27 | 32.90 | 25.56 | 42.60 | 7.75 | 5.90 | | | | 17.45 | 21.90 | 23.25 | 29.50 | |
| Houston.....Tex. | 23.20 | 41.80 | 32.42 | 54.05 | 9.25 | 7.00 | | | | 20.80 | 26.05 | 27.75 | 35.20 | |
| Kansas City.....Mo. | 4.99 | 9.00 | 6.97 | 11.65 | 3.50 | 2.60 | | | | 7.90 | 9.60 | 10.50 | 13.30 | 1.45 |
| Little Rock.....Ark. | 16.92 | 30.50 | 23.66 | 39.45 | 7.50 | 5.70 | | | | 16.90 | 21.40 | 22.50 | 28.50 | |
| Memphis.....Tenn. | 17.23 | 31.05 | 24.11 | 40.20 | 6.95 | 5.25 | | | | 16.65 | 19.60 | 20.85 | 26.40 | |
| Mexico City.....Mex. | | | 68.54 | 110.45 | 20.84 | 16.21 | | | | 52.33 | 58.18 | 70.41 | 79.16 | |
| New Orleans.....La. | 27.10 | 48.80 | 37.92 | 63.20 | 10.40 | 7.90 | | | | 23.40 | 29.45 | 31.20 | 39.50 | |
| St. Joseph.....Mo. | 3.78 | 6.85 | 5.28 | 8.80 | H3.50 | H2.60 | | | | H7.90 | H9.60 | H10.50 | H13.30 | H1.10 |
| St. Louis.....Mo. | 10.49 | 18.90 | 14.68 | 24.50 | 4.10 | 3.10 | | | | 9.25 | 11.55 | 12.30 | 15.60 | 2.50 |
| San Antonio.....Tex. | 24.33 | 43.80 | 34.02 | 56.70 | 10.05 | 7.65 | | | | 22.60 | 28.30 | 30.15 | 38.20 | |
| ST. LOUIS, MO., TO | | | | | | | | | | | | | | |
| Austin.....Tex. | 21.14 | 38.10 | 29.59 | 49.35 | 8.90 | 6.80 | 12.50 | 16.90 | 19.60 | 20.05 | 25.40 | 26.70 | 33.80 | |
| Brownsville.....Tex. | 29.73 | 53.55 | 41.60 | 69.35 | 11.15 | 8.55 | | | | 25.10 | 31.65 | 33.45 | 42.40 | |
| Colorado Springs.....Colo. | 22.53 | 40.60 | 31.53 | 52.55 | 8.65 | 6.55 | 12.10 | 16.45 | 19.05 | 19.45 | 24.20 | 25.95 | 32.90 | |
| Corpus Christi.....Tex. | 26.29 | 47.35 | 36.79 | 61.35 | 10.40 | 7.90 | | | | 23.40 | 29.45 | 31.20 | 39.50 | |
| Dallas.....Tex. | 16.69 | 30.05 | 23.35 | 38.95 | 7.20 | 5.45 | 10.05 | 13.70 | 15.85 | 16.20 | 20.20 | 21.60 | 27.40 | |
| Denver.....Colo. | 22.78 | 41.05 | 31.88 | 53.15 | 8.65 | 6.55 | 12.10 | 16.45 | 19.05 | 15.45 | 20.20 | 21.60 | 27.40 | |
| El Paso.....Tex. | 30.54 | 55.00 | 42.76 | 71.30 | 11.15 | 8.55 | 12.10 | 16.45 | 19.05 | 25.10 | 31.65 | 33.45 | 42.40 | |
| Ft. Worth.....Tex. | 17.00 | 30.60 | 23.79 | 39.65 | 7.20 | 5.45 | 10.05 | 13.70 | 15.85 | 16.20 | 20.20 | 21.60 | 27.40 | |
| Galveston.....Tex. | 21.66 | 39.00 | 30.31 | 50.55 | 8.35 | 6.35 | 11.75 | 15.85 | 18.35 | 18.80 | 23.70 | 25.05 | 31.70 | |
| Hot Springs.....Ark. | 10.09 | 18.20 | 14.12 | 23.55 | 4.10 | 3.10 | 11.75 | 15.85 | 18.35 | 9.25 | 11.55 | 12.30 | 15.60 | 2.85 |
| Houston.....Tex. | 20.42 | 36.80 | 28.58 | 47.65 | 8.35 | 6.35 | 11.75 | 15.85 | 18.35 | 18.80 | 23.70 | 25.05 | 31.70 | |
| Jefferson City.....Mo. | 3.05 | 5.50 | 4.26 | 7.10 | 3.50 | 2.60 | 4.85 | 6.65 | 7.70 | 7.90 | 9.60 | 10.50 | 13.30 | .80 |
| Kansas City.....Mo. | 6.98 | 12.60 | 9.76 | 16.30 | 3.50 | 2.60 | 4.85 | 6.65 | 7.70 | 7.90 | 9.60 | 10.50 | 13.30 | 1.45 |
| Lake Charles.....La. | 18.01 | 32.45 | 25.21 | 42.05 | 7.50 | 5.70 | | | | 14.25 | 16.50 | 16.90 | 21.40 | |
| Laredo.....Tex. | 26.98 | 48.60 | 37.76 | 62.95 | 10.65 | 8.10 | | | | 20.25 | 23.45 | 23.95 | 29.95 | |
| Lincoln.....Neb. | 11.69 | 21.05 | 16.35 | 27.25 | B4.10 | B3.10 | | | | B9.25 | B11.55 | B12.30 | B15.60 | B 2.25 |
| Little Rock.....Ark. | 8.75 | 15.75 | 12.24 | 20.40 | 3.80 | 2.90 | 5.30 | 7.20 | 8.35 | 8.55 | 10.90 | 11.40 | 14.40 | 2.50 |
| Los Angeles.....Cal. | 44.74 | 77.05 | 71.18 | 108.35 | 17.50 | 13.35 | 24.55 | 33.25 | 38.50 | 39.40 | 49.05 | 52.50 | 66.50 | |
| Mexico City.....Mex. | 46.13 | 84.20 | 66.91 | 107.70 | 20.54 | 16.01 | | | | 51.63 | 57.63 | 69.51 | 78.06 | |
| Monroe.....La. | 13.49 | 24.30 | 18.87 | 31.45 | 5.70 | 4.30 | | | | 10.85 | 12.55 | | | |
| Omaha.....Neb. | 10.49 | 18.90 | 14.68 | 24.50 | 4.10 | 3.10 | | | | 9.25 | 11.55 | 12.30 | 15.60 | 2.50 |
| Phoenix.....Ariz. | 41.46 | 74.65 | 57.99 | 96.65 | 15.00 | 11.40 | 20.95 | 28.50 | 33.00 | 33.75 | 41.85 | 45.00 | 57.00 | |
| Pueblo.....Colo. | 21.83 | 39.30 | 30.55 | 50.95 | 8.65 | 6.55 | 12.10 | 16.45 | 19.05 | 19.45 | 24.20 | 25.95 | 32.90 | |
| San Antonio.....Tex. | 23.14 | 41.70 | 32.39 | 54.00 | 9.25 | 7.00 | 12.95 | 17.60 | 20.35 | 20.80 | 26.05 | 27.75 | 35.20 | |
| San Francisco.....Cal. | 44.74 | 77.05 | 71.18 | 108.35 | 17.50 | 13.35 | | | | 39.40 | 49.05 | 52.50 | 66.50 | |
| Shreveport.....La. | 14.19 | 25.55 | 19.84 | 33.10 | 5.70 | 4.30 | 7.95 | 10.85 | 12.55 | 12.85 | 16.00 | 17.10 | 21.70 | |
| Texarkana.....Ark. | 12.35 | 22.25 | 17.28 | 28.80 | 5.05 | 3.85 | 7.15 | 9.60 | 11.10 | 11.35 | 14.15 | 15.15 | 19.20 | 3.50 |
| Wichita.....Kan. | 11.82 | 21.30 | 16.52 | 27.55 | 5.05 | 3.85 | 7.15 | 9.60 | 11.10 | 11.35 | 14.15 | 15.15 | 19.20 | |
| SAN ANTONIO, TEX., TO | | | | | | | | | | | | | | |
| Brownsville.....Tex. | 7.10 | 12.80 | 9.94 | 16.60 | 3.50 | 2.60 | | | | 7.90 | 9.60 | 10.50 | 13.30 | |
| Chicago.....Ill. | 30.58 | 55.05 | 42.60 | 71.00 | 11.15 | 8.55 | | | | 25.10 | 31.65 | 33.45 | 42.40 | |
| Hot Springs.....Ark. | 14.65 | 26.40 | 20.48 | 34.15 | 6.60 | 5.00 | | | | 14.85 | 18.40 | 19.80 | 25.10 | |
| Little Rock.....Ark. | 14.45 | 26.05 | 20.20 | 33.70 | 6.60 | 5.00 | 9.20 | 12.55 | 14.50 | 14.85 | 18.40 | 19.80 | 25.10 | |
| Memphis.....Tenn. | 17.90 | 32.25 | 25.04 | 41.75 | 7.20 | 5.45 | 10.05 | 13.70 | 15.85 | 16.20 | 20.20 | 21.60 | 27.40 | |
| Mexico City.....Mex. | 22.99 | 42.55 | 34.52 | 53.70 | 13.39 | 10.51 | | | | 35.58 | 37.28 | 48.06 | 50.86 | |
| New York.....N. Y. | 47.95 | 87.61 | 66.76 | 118.53 | 16.50 | 12.60 | 23.15 | 31.35 | 36.30 | 37.15 | 46.55 | 49.50 | 62.70 | |
| St. Louis.....Mo. | 23.14 | 41.70 | 32.39 | 54.00 | 9.25 | 7.00 | 12.95 | 17.60 | 20.35 | 20.80 | 26.05 | 27.75 | 35.20 | |
| Washington.....D. C. | 41.72 | 75.15 | 58.42 | 101.85 | 14.45 | 11.00 | 20.25 | 27.45 | 31.80 | 32.50 | 40.85 | 43.35 | 54.90 | |

ⓐFor Bedroom Suite charges consult

RAIL AND PULLMAN FARES

The Fares shown herein are those effective on August 1, 1950, and do not reflect any increase that may be authorized at a later date. These Railroad and Pullman fares are published as information only, are subject to change without notice and do not include 15% Federal and 2% Missouri taxes.

| | RAILROAD FARES | | | | PULLMAN FARES (One Way) IN STANDARD CARS | | | | | | | | | |
|----------------------------|----------------|----------------|-------------|----------------|--|-------------|---------------------|---------------------|------------------------|------------------------|----------------------------------|-------------------------|--------------------------|---------|
| | In Coaches | | In Pullmans | | Lower Berth | Upper Berth | Roomette One Person | Bed Room One Person | ① Bed Room Two Persons | Compartment One Person | Drawing Room Two or More Persons | Drawing Room One Person | Seat Fare for Day Travel | |
| | One Way | 3 Months R. T. | One Way | 3 Months R. T. | | | | | | | | | | |
| TEXARKANA, ARK., TO | | | | | | | | | | | | | | |
| Houston.....Tex. | \$ 8.08 | \$14.55 | \$11.31 | \$18.85 | \$ 3.80 | \$ 2.90 | \$ 5.30 | \$ 7.20 | \$ 8.35 | \$ 8.55 | \$10.90 | \$11.40 | \$14.40 | \$ 2.20 |
| Little Rock.....Ark. | 3.62 | 6.55 | 5.06 | 8.45 | 3.50 | 2.60 | 4.85 | 6.65 | 7.70 | 7.90 | 9.60 | 10.50 | 13.30 | 1.10 |
| Memphis.....Tenn. | 7.08 | 12.75 | 9.90 | 16.50 | 3.50 | 2.60 | 4.85 | 6.65 | 7.70 | 7.90 | 9.60 | 10.50 | 13.30 | 2.00 |
| New York.....N. Y. | 37.13 | 68.11 | 51.62 | 93.28 | 12.85 | 9.75 | 17.95 | 24.40 | 28.25 | 28.90 | 36.00 | 38.55 | 48.80 | |
| St. Louis.....Mo. | 12.35 | 22.25 | 17.28 | 28.80 | 5.05 | 3.85 | 7.15 | 9.60 | 11.10 | 11.35 | 14.15 | 15.15 | 19.20 | 3.50 |
| San Antonio.....Tex. | 10.79 | 19.45 | 15.09 | 25.15 | 5.05 | 3.85 | 7.15 | 9.60 | 11.10 | 11.35 | 14.15 | 15.15 | 19.20 | 3.10 |
| Washington.....D. C. | 30.90 | 55.65 | 43.28 | 76.60 | 10.95 | 8.30 | 15.30 | 20.80 | 24.10 | 24.65 | 30.50 | 32.85 | 41.60 | |
| WICHITA, KAN., TO | | | | | | | | | | | | | | |
| Colorado Springs.....Colo. | 12.03 | 21.70 | 16.84 | 28.10 | 5.05 | 3.85 | | 9.60 | 11.10 | 11.35 | 14.15 | 15.15 | 19.20 | |
| Denver.....Colo. | 13.59 | 24.50 | 19.01 | 31.70 | 5.05 | 3.85 | | 9.60 | 11.10 | 11.35 | 14.15 | 15.15 | 19.20 | |
| Hot Springs.....Ark. | 12.78 | 23.05 | 17.88 | 29.80 | 5.70 | 4.30 | | | | 12.85 | 16.00 | 17.10 | 21.70 | |
| Little Rock.....Ark. | 11.42 | 20.60 | 15.99 | 26.65 | 5.05 | 3.85 | | | | 11.35 | 14.15 | 15.15 | 19.20 | |
| Los Angeles.....Cal. | 34.36 | 63.00 | 54.66 | 90.75 | 14.45 | 11.00 | | | | 32.50 | 40.85 | 43.35 | 54.90 | |
| Memphis.....Tenn. | 14.29 | 25.75 | 20.01 | 33.35 | 5.70 | 4.30 | | | | 12.85 | 16.00 | 17.10 | 21.70 | |
| Pueblo.....Colo. | 10.91 | 19.65 | 15.27 | 25.45 | 5.05 | 3.85 | | 9.60 | 11.10 | 11.35 | 14.15 | 15.15 | 19.20 | |
| St. Louis.....Mo. | 11.82 | 21.30 | 16.52 | 27.55 | 5.05 | 3.85 | 7.15 | 9.60 | 11.10 | 11.35 | 14.15 | 15.15 | 19.20 | |
| San Francisco.....Cal. | 38.20 | 68.05 | 60.77 | 95.70 | 14.45 | 11.00 | | | | 32.50 | 40.85 | 43.35 | 54.90 | |

① For Bed Room Suite charges consult ticket agent.

EXCLUSIVE OCCUPANCY CHARGES FOR BED ROOMS, ROOMETTES, DRAWING ROOMS, AND COMPARTMENTS

For exclusive occupancy of night service, or night and day continuous service of drawing room in United States, minimum 1 1/4 adult one way rail fare; for compartment, 1 1/10 adult one way rail fare, and for Bed Room or Roomette only one rail fare required (except to points South of the Ohio River and East of the Mississippi River—Ask the Ticket Agent).

PULLMAN RATES FROM LAREDO, TEX. TO MEXICO

To derive through Pullman rates from points in the United States to destinations in Mexico, add rates from point of origin to Laredo, Texas, to those quoted below therefrom:

| AND | BETWEEN LAREDO, TEXAS | | Bed Room One Person * | Bed Room Two Persons * | Compt. * | Drawing Room * | Seat Fare for Day Travel |
|---------------------------|-----------------------|---------|-----------------------|------------------------|----------|----------------|--------------------------|
| | Lower | Upper | | | | | |
| Monterrey, Mex..... | \$ 2.83 | \$ 2.26 | \$ 5.09 | \$ 5.65 | \$ 7.91 | \$10.73 | \$.95 |
| Saltillo, Mex..... | 3.95 | 3.16 | 7.10 | 7.89 | 11.04 | 14.98 | |
| San Luis Potosi, Mex..... | 6.48 | 5.18 | 11.65 | 12.95 | 18.12 | 24.59 | |
| Queretaro, Mex..... | 7.65 | 6.12 | 13.77 | 15.30 | 21.42 | 29.06 | |
| Mexico City, Mex..... | 9.89 | 7.91 | 17.79 | 19.77 | 27.68 | 37.56 | |

ONLY ONE COUPON

Necessary Between

St. Louis or Memphis and Texas Via Missouri Pacific, Texas & Pacific, International-Great Northern, Gulf Coast Lines.

"The SUNSHINE ROUTE"

* For exclusive occupancy of a Bed Room in Mexico 1 1/4 Adult Railroad tickets are required; for a Bed Room Suite 2 1/2 adult railroad tickets are required; for a compartment 1 1/2 adult railroad tickets are required, and for a Drawing Room 2 adult railroad tickets are required.
The Pullman Co. charge for Drawing Room or Compartment in Mexico is the same for either single or double occupancy of such accommodations.

GENERAL INFORMATION

SCHEDULES—SERVICE

Time noon to midnight in **Heavy Figures**. Time midnight to noon in **Light Figures**. Trains do not stop where no time is shown. Junction, transfer points and important cities are shown in **bold face type**. A rule indicates a junction point.

Schedules Subject to Change—Schedules herein are subject to change without notice, and the Missouri Pacific Lines assume no responsibility for errors in time tables, inconvenience or damage resulting from delayed trains or failure to make connections.

Mileage—The mileage used in time tables is shown only for the information of passengers and is not to be used in computing fares.

Transfer from Through Train to Local Train—Passengers destined to points at which through train does not stop may use through train to last stopping point short of destination and transfer to first connecting local train therefrom. Passengers desiring this arrangement must notify first Conductor or Train Auditor when presenting tickets.

Honoring Tickets—All tickets, one-way and round-trip (except where optional or variable routes are permitted) will be honored over short line only.

TICKETS—(LOST, REDEMPTION, ETC.)

Children under five years of age free when accompanied by parent or guardian; five years of age and under twelve, one-half fare; twelve years of age or over, full fare.

Adjustment of Fares—In case of dispute with Conductors or Agents, pay the fare required; take receipt and communicate with R. J. McDermott, General Passenger Traffic Manager, St. Louis, Mo.

Lost Tickets—If you lose your railroad ticket give notice of your loss to the conductor. Pay cash fare on train or purchase another ticket, taking receipt. Forward receipt with details of the loss to the Passenger Traffic Manager of the road from which you bought the original ticket, and you will be advised whether or not any refund can properly be made.

Redemption of Tickets—Tickets unused or partly used will be redeemed under tariff regulations at proper value and should be handled with R. J. McDermott, General Passenger Traffic Manager, St. Louis, Mo.

BAGGAGE—(ALLOWANCE, LIABILITY, MARKING, ETC.)

Hand Baggage in Pullman Cars—Passengers are requested, for the convenience and comfort of themselves and other passengers on the train, to check their hand baggage whenever possible, except that actually needed for personal use enroute. There is a limitation as to the size of baggage which can be placed under Pullman seats. The following are the maximum dimensions—9x19x28 1/2 inches.

This Railroad will not guarantee to forward baggage or property on same train with passenger or within a given or specified time limit, but reserves the right to forward it upon a preceding or following train.

One hundred and fifty pounds of baggage, not exceeding \$100 in value, will be checked without charge for each adult passenger, and seventy-five pounds, not exceeding \$50 in value, for each child traveling on a half-ticket.

No single piece of baggage exceeding 300 pounds in weight or exceeding \$2,500 in value, will be checked. Free allowances subject to tariff stipulations as to contents, weight and value.

Unless a greater sum is declared by the passenger and charges paid for increased valuation at time of delivery to carrier, the value of baggage belonging to or checked for an adult passenger shall be deemed and agreed to be not in excess of \$100, and the value of the baggage belonging to or checked for a child traveling on a half ticket shall be deemed and agreed to be not in excess of \$50.

All baggage should be marked. Location of baggage delayed or astray is expedited when the container is marked with name or initials.

This railroad will not accept for transportation as baggage from any one passenger, property that is declared to exceed \$2,500 in value.

Money, jewelry, silverware, negotiable paper and like valuables, liquids, explosives, fragile or perishable articles, should not be enclosed in baggage. Under no conditions will the carriers be responsible for such articles in baggage nor for damage caused by same.

Baby Carriages, Go-carts, Bicycles and similar articles enumerated in tariff when used in connection with journey will be checked and included in weight and value of passenger's baggage.

Dogs, Cats and Birds—Dogs, cats, birds and other household pets, when in baskets or other containers, may be taken into private room accommodations of sleeping cars. Or, they may be transported in baggage service subject to tariff regulations.

Lost Articles—Inquire of R. A. Watson, General Baggage Agent, St. Louis, Mo. Articles found in and around stations or upon trains should be turned over to Agent or Conductor, or forwarded to R. A. Watson, General Baggage Agent, St. Louis, Mo.

Index of Stations

Each Time Table is numbered. The figures opposite each station in Index refer to the Tables in which that station is shown. (*) Indicates Coupon Agency Station. (**) Indicates Agency Station. (**) Station is located on the line indicated but not shown in Time Tables. Consult local agent or conductor.

| Table No. | Table No. | Table No. | Table No. | Table No. | Table No. |
|--|---|---------------------------------------|---------------------------------|--------------------------------------|--|
| Abdal, Neb. 1 | *Bald Knob, Ark. 14, 17, 18, 19, 20, 21, 22, 23. | Branch, Ark. 42 | *Centerville, Mo. 1, 2 | *Coulterville, Ill. 48 | *Eads, Colo. 3, 4 |
| Abilene, Tex. 17, 20 | *Baltimore, Md. 39 | *Brandon, Colo. 3, 4 | *Central City, Mo. 1, 2 | *Council Grove, Kan. 3, 4 | *Eagle, Neb. 1, 2 |
| Abney, Tex. 1 | *Brancoft, Tex. 1 | *Branson, Mo. U, 14 | Central City, Ark. 42 | Kan. 3, 4 | *Earle, Ark. 14, 17, 18, 19, 20, 21, 22, 25. |
| *Addis, La. 16 | *Bartlett, Tex. 35 | Bratton, Tex. 1 | Central City, Ill. 48 | *Coverdale, La. 29 | *Earnhardt, Ark. 14 |
| Admiral, Kan. 3, 4 | *Bardel, La. 35 | *Brazoria, Tex. 27 | Centralia, Ill. 48 | *Crane, Mo. 12 | East Eldorado, Kan. Ar. 27 |
| *Adrian, Mo. 5, 14 | *Barling, Ark. 42 | *Brickeys, Ark. 27 | Centralia, Kan. 12 | *Crane, Mo. 12 | *Crawford, Kan. 3, 4 |
| Alameda, Kan. 28 | *Barnes, Kan. 12 | *Bridge Jct., Ark. 17, 20, 39 | Chancellor, Mo. 15 | *Crawford, Kan. 3, 4 | *Crawford, Kan. 3, 4 |
| Alamo, Tex. 28 | *Bartolomew, Mo. 12 | *Bridgeport, Kan. 3, 4 | Chamblee, La. 1 | *Crawford, Kan. 3, 4 | *Crawford, Kan. 3, 4 |
| Alda, Ill. 48 | Spur, La. 36 | *Bringinghurst, La. 16 | *Chamolis, Mo. 1, 2 | Ark. 14, 17, 18, 19, 20, 21, 22, 25. | *Crawford, Kan. 3, 4 |
| Aldine, Tex. 19, 22, 33 | *Bartle, Ill. 36 | *Brinkley, Ark. 1 | Charleston, Ark. 42 | Creswell, Ark. 14 | *East Hapaka, La. 39 |
| *Alexander, Ark. 17, 20 | *Bartlett, Kan. 1 | *Brickeys (See St. Louis) | Charleston, Mo. 11 | *Edcouch, Tex. 1 | *Eastland, Tex. 17, 20 |
| *Alexandria, La. T, 15, 16 | *Barton, Ark. 1 | *Brook, Neb. 1 | *Chatfield, Ark. 39 | Edinburg, Tex. 1 | Eastland, Tex. 17, 20 |
| *Algiers, La. 44 | *Basile, La. 29 | *Bronaugh, Mo. 5 | Chemical, Ark. 1 | Edinburg, Tex. 1 | Edinburg, Tex. 1 |
| *Albion, Mo. 1, 2 | *Baskin, La. 35 | *Bronson, Kan. 5 | Cherokee, Kan. 1 | *Edinburg, Tex. 29 | *Edmond, Kan. 27 |
| *Albion, Tex. 27 | *Bastrop, La. 35, 36 | *Brookland, Ark. 2, 4 | *Cherry Valley, Ark. 25 | *Edmond, Tex. 27 | *Edmond, Tex. 27 |
| *Alhambra, Calif. (Pasadena) 17, 20 | *Batesville, Ark. 14 | *Brownell, Kan. 3, 4 | Chesapeake, Mo. 25 | *Edna, La. 16 | *Edro, Tex. 28 |
| *Alliceville, Ark. 15 | *Batesville, Kan. 5 | *Browns, Mo. 1 | *Chester, Ill. 47 | *Edna, La. 16 | *Edro, Tex. 28 |
| *Allice, Ark. 17, 18, 19, 20, 21, 22 | *Baton Rouge, La. V, 29 | *Brownsville, Tex. N | *Chetopa, Kan. 1 | *Edna, La. 16 | *Edro, Tex. 28 |
| *Alix, Ark. 15 | Battlefield, Mo. 1 | *Bruce, Ark. 1 | Chicago, Ill. N | *Edna, La. 16 | *Edro, Tex. 28 |
| *Allen, Kan. 3, 4 | *Baxter, Ark. 1 | *Brundage, Tex. 1 | Chickasaw, La. 1 | *Edna, La. 16 | *Edro, Tex. 28 |
| *Allenhurst, Tex. 17, 27 | *Baxter, Colo. 3, 4 | *Bryan, Tex. 33 | Chicopee, Kan. 1 | *Edna, La. 16 | *Edro, Tex. 28 |
| *Allenton, Mo. 1, 2 | *Bay City, Tex. 27 | *Bryant, Ark. 17, 20 | Chillicothe, Mo. 1 | *Edna, La. 16 | *Edro, Tex. 28 |
| *Allenville, Mo. 1 | *Bayview, Kan. 1 | *Buckeye, Tex. 1 | Chillicothe, Mo. 1 | *Edna, La. 16 | *Edro, Tex. 28 |
| *Alligator Bayou, La. 39 | *Baytown, Tex. 31 | *Buckner, Mo. 8 | Chillicothe, Mo. 1 | *Edna, La. 16 | *Edro, Tex. 28 |
| *Allis, Ark. 1 | *Bayview, Tex. 1 | *Bucyrus, Kan. 15 | Chillicothe, Mo. 1 | *Edna, La. 16 | *Edro, Tex. 28 |
| *Alma, Ark. 15 | *Beaumont, Tex. V, 16, 29 | *Buda, Tex. 26 | Chillicothe, Mo. 1 | *Edna, La. 16 | *Edro, Tex. 28 |
| *Almeda, Tex. 39 | Bedford, Kan. 1 | *Buell, Ark. 14 | Chillicothe, Mo. 1 | *Edna, La. 16 | *Edro, Tex. 28 |
| *Alsea, La. 39 | *Bedford, Kan. 1 | *Buffalo, Ark. 14 | Chillicothe, Mo. 1 | *Edna, La. 16 | *Edro, Tex. 28 |
| *Alton, Kan. 1 | *Bedford, Kan. 1 | *Buffalo, Tex. 26 | Chillicothe, Mo. 1 | *Edna, La. 16 | *Edro, Tex. 28 |
| *Alton, Tex. 1 | *Bel, La. 29 | *Buffville, Kan. 15 | Chillicothe, Mo. 1 | *Edna, La. 16 | *Edro, Tex. 28 |
| *Altoona, Kan. 15 | *Belfast, Ark. 1 | *Buford, Ark. 14 | Chillicothe, Mo. 1 | *Edna, La. 16 | *Edro, Tex. 28 |
| *Alvin, Tex. 27 | *Bellair, Ark. 1 | *Buna, Tex. 1 | Chillicothe, Mo. 1 | *Edna, La. 16 | *Edro, Tex. 28 |
| Amanoa, Ark. 1 | *Bellair, Ark. 1 | *Bunker Hill, Tex. 1 | Chillicothe, Mo. 1 | *Edna, La. 16 | *Edro, Tex. 28 |
| *Ames, Kan. 12 | *Bellevue, La. 43 | *Bunkle, La. 16 | Chillicothe, Mo. 1 | *Edna, La. 16 | *Edro, Tex. 28 |
| *Amity, Ark. 1 | *Belle Plaine, Kan. 1 | *Buras, La. 44 | Chillicothe, Mo. 1 | *Edna, La. 16 | *Edro, Tex. 28 |
| *Anchorage, La. 29 | *Belmont, Kan. 1 | *Burnside, La. 29 | Chillicothe, Mo. 1 | *Edna, La. 16 | *Edro, Tex. 28 |
| *Anchor, Tex. 45 | *Beloit, Kan. 15 | *Clevor, Mo. 1 | Chillicothe, Mo. 1 | *Edna, La. 16 | *Edro, Tex. 28 |
| *Andale, Kan. 6 | *Benedict, Kan. 12 | *Clifford, Ill. 1 | Chillicothe, Mo. 1 | *Edna, La. 16 | *Edro, Tex. 28 |
| *Angleton, Tex. 27, 45 | *Benton, Ark. 17, 18, 19, 20, 21, 22, 23, 24 | *Clifton, Kan. 12 | Chillicothe, Mo. 1 | *Edna, La. 16 | *Edro, Tex. 28 |
| *Annapolis, Mo. 17, 18, 19, 20, 21, 22, 23, 25 | *Benton, Ill. 5 | *Clifton, Kan. 12 | Chillicothe, Mo. 1 | *Edna, La. 16 | *Edro, Tex. 28 |
| *Annelly, Kan. 1 | *Benton, Kan. 5 | *Clifton, Kan. 12 | Chillicothe, Mo. 1 | *Edna, La. 16 | *Edro, Tex. 28 |
| *Anson, Kan. 1 | *Benzal, Ark. 39 | *Clifton, Kan. 12 | Chillicothe, Mo. 1 | *Edna, La. 16 | *Edro, Tex. 28 |
| *Anthony, Kan. 1 | *Berger, Mo. 1, 2 | *Clifton, Kan. 12 | Chillicothe, Mo. 1 | *Edna, La. 16 | *Edro, Tex. 28 |
| *Antoine, Ark. 1 | *Bergman, Ark. 14 | *Clifton, Kan. 12 | Chillicothe, Mo. 1 | *Edna, La. 16 | *Edro, Tex. 28 |
| *Antonia, La. 16 | *Berry, Ark. 11 | *Clifton, Kan. 12 | Chillicothe, Mo. 1 | *Edna, La. 16 | *Edro, Tex. 28 |
| *Arcadia-Ironton, Mo. 17, 18, 19, 20, 21, 22, 23, 25 | *Bertrand, Mo. 14 | *Clifton, Kan. 12 | Chillicothe, Mo. 1 | *Edna, La. 16 | *Edro, Tex. 28 |
| *Archbald, La. 35 | *Bessamy, Tex. 1 | *Clifton, Kan. 12 | Chillicothe, Mo. 1 | *Edna, La. 16 | *Edro, Tex. 28 |
| *Arlene, Mo. 5, 14 | *Bessville, Mo. 1 | *Clifton, Kan. 12 | Chillicothe, Mo. 1 | *Edna, La. 16 | *Edro, Tex. 28 |
| *Aroola, Tex. 45 | *Bigelow, Kan. 12 | *Clifton, Kan. 12 | Chillicothe, Mo. 1 | *Edna, La. 16 | *Edro, Tex. 28 |
| *Argonia, Kan. 1 | *Big River, Mo. 1 | *Clifton, Kan. 12 | Chillicothe, Mo. 1 | *Edna, La. 16 | *Edro, Tex. 28 |
| *Argonne, Mo. 1 | *Big Springs, Tex. 17, 20 | *Clifton, Kan. 12 | Chillicothe, Mo. 1 | *Edna, La. 16 | *Edro, Tex. 28 |
| *Arkadelphia, Ark. 17, 18, 19, 20, 21, 22 | *Big Wells, Tex. 17, 20 | *Clifton, Kan. 12 | Chillicothe, Mo. 1 | *Edna, La. 16 | *Edro, Tex. 28 |
| *Arkansas City, Ark. 1 | *Bishop, Tex. 27 | *Clifton, Kan. 12 | Chillicothe, Mo. 1 | *Edna, La. 16 | *Edro, Tex. 28 |
| *Arkansas City, Kan. 13 | *Bismarck, Mo. 17, 18, 19, 20, 21, 22, 23, 24 | *Clifton, Kan. 12 | Chillicothe, Mo. 1 | *Edna, La. 16 | *Edro, Tex. 28 |
| *Arkia, Ark. 16 | *Blackton, Kan. 3, 4 | *Clifton, Kan. 12 | Chillicothe, Mo. 1 | *Edna, La. 16 | *Edro, Tex. 28 |
| *Arlington, Colo. 3, 4 | *Blackwater, Mo. 7 | *Clifton, Kan. 12 | Chillicothe, Mo. 1 | *Edna, La. 16 | *Edro, Tex. 28 |
| *Arma, Kan. 1 | *Blackwell, Mo. 17, 18, 19, 20, 21, 22 | *Clifton, Kan. 12 | Chillicothe, Mo. 1 | *Edna, La. 16 | *Edro, Tex. 28 |
| *Armstrong, Tex. 25 | *Blickwood, Tex. 1 | *Clifton, Kan. 12 | Chillicothe, Mo. 1 | *Edna, La. 16 | *Edro, Tex. 28 |
| *Arnauville, La. 1 | *Blossing, Tex. 27 | *Clifton, Kan. 12 | Chillicothe, Mo. 1 | *Edna, La. 16 | *Edro, Tex. 28 |
| *Arnold, Kan. 3, 4 | *Blodgett, Mo. 1 | *Clifton, Kan. 12 | Chillicothe, Mo. 1 | *Edna, La. 16 | *Edro, Tex. 28 |
| *Arp, Tex. 19, 22, 26 | *Bloomer, Ark. 42 | *Clifton, Kan. 12 | Chillicothe, Mo. 1 | *Edna, La. 16 | *Edro, Tex. 28 |
| *Artesia Wells, Tex. 26 | *Bloomington, Kan. 1 | *Clifton, Kan. 12 | Chillicothe, Mo. 1 | *Edna, La. 16 | *Edro, Tex. 28 |
| *Arthur, Mo. 14 | *Bloomington, Mo. 27 | *Clifton, Kan. 12 | Chillicothe, Mo. 1 | *Edna, La. 16 | *Edro, Tex. 28 |
| *Arve Spur, Mo. 1 | *Blosser, Mo. 1 | *Clifton, Kan. 12 | Chillicothe, Mo. 1 | *Edna, La. 16 | *Edro, Tex. 28 |
| *Asbury, Mo. 1 | *Blue Rapids, Kan. 12 | *Clifton, Kan. 12 | Chillicothe, Mo. 1 | *Edna, La. 16 | *Edro, Tex. 28 |
| *Ashburn, Tex. 1 | *Bluffs, Okla. 15 | *Clifton, Kan. 12 | Chillicothe, Mo. 1 | *Edna, La. 16 | *Edro, Tex. 28 |
| *Ash Hill, Mo. 11 | *Bolding, Ark. 36 | *Clifton, Kan. 12 | Chillicothe, Mo. 1 | *Edna, La. 16 | *Edro, Tex. 28 |
| *Atchison, Kan. 1, 2, 10, 12 | *Bon Air, La. 14 | *Clifton, Kan. 12 | Chillicothe, Mo. 1 | *Edna, La. 16 | *Edro, Tex. 28 |
| *Athens, Kan. 5 | *Bonham, Mo. 16 | *Clifton, Kan. 12 | Chillicothe, Mo. 1 | *Edna, La. 16 | *Edro, Tex. 28 |
| *Athol, Mo. 14 | *Bonita, La. 16 | *Clifton, Kan. 12 | Chillicothe, Mo. 1 | *Edna, La. 16 | *Edro, Tex. 28 |
| *Atkins, Ark. 15 | *Bonne Terre, Mo. 1 | *Clifton, Kan. 12 | Chillicothe, Mo. 1 | *Edna, La. 16 | *Edro, Tex. 28 |
| *Auburn, Neb. 1, 2 | *Bonnot's Mill, 1, 2 | *Clifton, Kan. 12 | Chillicothe, Mo. 1 | *Edna, La. 16 | *Edro, Tex. 28 |
| *Aullville, Mo. 1 | *Boone, Colo. 3, 4 | *Clifton, Kan. 12 | Chillicothe, Mo. 1 | *Edna, La. 16 | *Edro, Tex. 28 |
| *Aurora, Mo. 14 | *Boonville, Mo. 7 | *Clifton, Kan. 12 | Chillicothe, Mo. 1 | *Edna, La. 16 | *Edro, Tex. 28 |
| *Austin, Ark. 17, 18, 19, 20, 21, 22 | *Bosco, La. 16 | *Clifton, Kan. 12 | Chillicothe, Mo. 1 | *Edna, La. 16 | *Edro, Tex. 28 |
| *Austin, Tex. L, 18, 21, 26 | *Boston, Mo. 14 | *Clifton, Kan. 12 | Chillicothe, Mo. 1 | *Edna, La. 16 | *Edro, Tex. 28 |
| *Austinell, Tex. 1 | *Boswell, Ark. 14 | *Clifton, Kan. 12 | Chillicothe, Mo. 1 | *Edna, La. 16 | *Edro, Tex. 28 |
| *Avoca, Neb. 1 | *Boughton, Ark. 1 | *Clifton, Kan. 12 | Chillicothe, Mo. 1 | *Edna, La. 16 | *Edro, Tex. 28 |
| *Avondale, Colo. 3, 4 | *Bovine, Ark. 1 | *Clifton, Kan. 12 | Chillicothe, Mo. 1 | *Edna, La. 16 | *Edro, Tex. 28 |
| *Avondale, La. 16 | *Boyd, Kan. 3, 4 | *Clifton, Kan. 12 | Chillicothe, Mo. 1 | *Edna, La. 16 | *Edro, Tex. 28 |
| *Azucena, Mo. 39 | *Boydell, Ark. 16 | *Clifton, Kan. 12 | Chillicothe, Mo. 1 | *Edna, La. 16 | *Edro, Tex. 28 |
| | *Bracken, Tex. 26 | *Clifton, Kan. 12 | Chillicothe, Mo. 1 | *Edna, La. 16 | *Edro, Tex. 28 |
| | *Bradford, Ark. 17, 18, 19, 20, 21, 22 | *Clifton, Kan. 12 | Chillicothe, Mo. 1 | *Edna, La. 16 | *Edro, Tex. 28 |
| *Bagnell Dam, Mo. 9 | *Braggs, Okla. 15 | *Clifton, Kan. 12 | Chillicothe, Mo. 1 | *Edna, La. 16 | *Edro, Tex. 28 |
| *Baird, Tex. 17, 20 | *Brainerd, Kan. 1 | *Clifton, Kan. 12 | Chillicothe, Mo. 1 | *Edna, La. 16 | *Edro, Tex. 28 |
| *Baker, Kan. 1, 2 | | *Clifton, Kan. 12 | Chillicothe, Mo. 1 | *Edna, La. 16 | *Edro, Tex. 28 |

(Cont'd on next page)

Index to Stations—Continued

| Table No. | Table No. | Table No. | Table No. |
|--------------------------------------|--------------------------------------|------------------------------------|--|
| *Ste. Genevieve, Mo. 7,20 | Sprague, Neb. ... 22 | *Trinity, Tex. ... 19,22 | *Warren, Ark. 40 |
| *Sabula, Mo. 17,20 | *Sprink, Tex. ... 19,22,33 | *Trippe Jct., Ark. 39 | *Warrensburg, Mo. 1,2,3,4 |
| *Sacramento, Cal. 3,4,6 | *Springfield, Mo. ... 9 | *Triumph, La. 44 | *Warwick, Kan. ... † |
| *Sagee, Okla. 15 | *Springfield, Neb. ... † | *Troup, Tex. ... 18,19,21,22,26,32 | *Washington, Ark. 43 |
| *Salem, Ill. 48 | *Sprott, Mo. 47 | *Tucker, Tex. 26 | *Washington, Mo. 1,2,3,4 |
| *Salina, Kan. 3,4 | *Stafford, Kan. ... † | *Tucson, Ariz. ... K-17-20 | *Waterloo, Mo. ... † |
| *Sallisaw, Okla. ... 15 | *Standard, La. ... 16 | *Tullos, La. 16 | *Waterproof La. 39 |
| *Salmon, Tex. ... 19,22 | *Stanhope, Mo. ... † | *Tunnell, Mo. † | *Waterville, Kan. 12 |
| *Saltito, Mex. ... 18,21 | *Stanhope, Ill. ... † | *Turkey, Ark. ... 14 | *Watson, Ark. ... 39 |
| *Salt Lake City, Utah ... B,G,3,4,6 | *Stella, Neb. ... 1,2 | *Turon, Kan. ... † | *Waucheta, Kan. 13 |
| *Sam Fordyce, Tex. † | *Sterling, Kan. ... 6 | *Twin Creek, Ark. 14 | *Waverly, Mo. ... † |
| *Samples, Ark. ... 16 | *Stevenson, La. ... 36 | *Tyler, Tex. ... 26,32 | *Weatherford, Tex. ... 17,20 |
| *San Antonio, Tex. L,X,18,21,26,28 | *Stilwell, Kan. ... 15 | *Tyro, Kan. 13 | *Webb City, Mo. 5,14 |
| *San Benito, Tex. 27 | *Stockton, Cal. ... 3,4,6 | *Tyrone, La. 29 | Webster, Tex. 19,22 |
| *San Francisco, Cal. ... B,G,V,3,4,6 | *Stockton, Kan. ... † | | *Webster Groves, Mo. 1,2,3,4 |
| *San Jose, Tex. ... 28 | *Stoneham, Tex. 33 | | *Weeping Water, Neb. 1,2 |
| *San Juan, Tex. ... 28 | *Stonewall, Ark. 25 | | *Wentzton, Mo. ... † |
| *San Luis Potosi, Mex. ... 18,21,26 | *Strain, Tex. ... 29 | | *Weige, Ill. 47 |
| *San Marcos, Tex. ... 18,21,26 | *Strasburg, Mo. 1,2 | | *Wellington, Mo. ... 8 |
| *Sandune, Tex. ... 29 | *Strong, Ark. ... 36 | | *Weslaco, Tex. ... 28 |
| *Sandy Bend, Ark. 36 | *Stuart, Colo. ... 3,4 | | *Westbury, Tex. 29 |
| *Sandy Hook, Mo. 7 | *Stuart Place, Tex. 28 | | *Westfield, Tex. 18,21 |
| *Sandy Point, Tex. 45 | *Subbas, Kan. ... † | | *Westover, La. ... 29 |
| *San Perilla, Tex. † | *Sugar City, Colo. ... 3,4 | | *Westphalia, Kan. 15 |
| *Santa Maria, Tex. † | *Sugar Land, Tex. † | | *Wetmore, Kan. 12 |
| *Santa Monica, Tex. † | *Sulphur Rock, Ark. ... 14 | | *Wetmore, Tex. 26 |
| *Sarita, Tex. ... 27 | *Sulphur Springs, Mo. ... 17,20 | | *Whelan Springs, Ark. ... 36 |
| *Savoy, La. 36 | *Summit, Mo. ... 17,20 | | *White, Ark. ... 36 |
| *Sayre, Ark. ... 37 | *Summit, Ark. ... † | | *Whitehall, Ark. 25 |
| *Scandia, Kan. ... † | *Sunniland, Tex. 28 | | *Whitsett, Tex. ... 28 |
| *Scheller, Ill. ... 47 | *Superior, Neb. ... † | | *White House, Mo. ... 17,20 |
| *Schulines, Ill. ... 48 | *Swartz, Ark. ... 36 | | *White Castle, La. 16 |
| *Scott, Mo. 1,2 | *Sweeny, Tex. ... 27 | | *WhiteWater, Kan. † |
| *Scott City, Kan. 3,4 | *Sweet Home, Ark. ... 16 | | *WhiteWater, Mo. † |
| *Scottsville, Kan. 12 | *Sweet Springs, Ark. ... † | | *Whiting, Kan. 12 |
| *Sea Drift, Tex. ... † | *Sweetwater, Tex. ... 17,20 | | *Whitman, Kan. ... † |
| *Seary, Ark. ... 17,18,19,20,21,22 | *Swifton, Ark. ... 17,18,19,20,21,22 | | *Wichita, Kan. ... B,E,G,J,5,6,15 |
| *Sebastian, Tex. ... 27 | *Swissvale, Kan. ... † | | *Williams, Kan. ... 12 |
| *Sedalia, Mo. ... A,F,1,2,3,4 | *Sycamore, Ill. ... 15 | | *Williamsville, Mo. 17,18,19,20,21,22,23,24,25 |
| *Sedan, Kan. 13 | *Sylmarose, Ark. ... 14 | | *Willis, Kan. ... 1,2 |
| *Self, Ark. 13 | *Syracuse, Mo. ... 1,2 | | *Willis, Tex. ... 19,22 |
| *Selkirck, Kan. ... 3,4 | | | *Wilmar, Ark. ... 40 |
| *Selma, La. 16 | | | *Wilmot, Ark. ... 16 |
| *Selmaville, Ill. ... 48 | | | *Wilson Springs, Ark. ... 3,4 |
| *Seward, Kan. ... † | | | *Wilson Creek, Mo. † |
| *Sexton, Kan. ... † | | | *Wimber, Ark. ... 39 |
| *Shady Side, La. † | | | *Winchester, Ark. 16 |
| *Shannon, Kan. ... 1,2 | | | *Winfield, Kan. ... † |
| *Shawmut, Ark. ... † | | | *Winnsboro, La. 35 |
| *Sheehan, Mo. ... 16 | | | *Winter Haven, Tex. ... † |
| *Shelburn, La. ... 39 | | | *Wisner, La. ... 35 |
| *Sheldon, Mo. ... 5,14 | | | *Witherspoon, Ark. ... 17,20 |
| *Sheppard, Ark. ... 17,20 | | | *Wolcott, Kan. ... 1,2 |
| | | | *Wolf Lake, Ill. ... † |
| | | | *Woodlawn, La. 16 |
| | | | *Woodstock, Tex. 27 |
| | | | *Woodson, Ark. ... 16 |
| | | | *Woodston, Kan. ... † |
| | | | *Woodward, Tex. ... † |
| | | | *Woodworth, La. 16 |
| | | | *Woolridge, Mo. ... 7 |
| | | | *Work, Kan. ... † |
| | | | *Wrightsville, Ark. 16 |
| | | | *Wycamp, Ark. ... 25 |
| | | | *Wyane, Ark. 14,17,18,19,20,21,22,25 |
| | | | *Wyoming, Neb. ... 1,2 |

GUY A. THOMPSON, TRUSTEE
MISSOURI PACIFIC RAILROAD CO.,
GULF COAST LINES --
INTERNATIONAL-GREAT NORTHERN, Debtors

P. J. NEFF, CHIEF EXECUTIVE OFFICER, ST. LOUIS, MO.
H. M. JOHNSON, Executive Assistant St. Louis, Mo.
F. E. BATES, Executive Assistant Houston, Tex.

TRAFFIC DEPARTMENT

H. L. SCHAEFFER, Chief Traffic Officer St. Louis, Mo.
 C. D. BORDELON, Executive Asst. to Chief Traffic Officer St. Louis, Mo.
 B. W. TREMAYNE, Asst. to Chief Traffic Officer St. Louis, Mo.

PASSENGER DEPARTMENT

R. J. McDERMOTT, General Passenger Traffic Manager St. Louis, Mo.
 T. D. MOSS, Assistant Passenger Traffic Manager St. Louis, Mo.
 J. B. REYNOLDS, General Passenger Agent St. Louis, Mo.
 E. E. SPENCER, Assistant General Passenger Agent St. Louis, Mo.
 C. L. SHORTRIDGE, Assistant Passenger Traffic Manager Houston, Tex.
 A. C. JACKSON, Assistant General Passenger Agent Houston, Tex.
 G. C. FOX, Assistant General Passenger Agent Houston, Tex.
 WM. H. A. TURNER, Assistant Traffic Manager Kansas City, Mo.
 J. F. DOLLINS, Assistant General Passenger Agent Kansas City, Mo.
 O. W. WILLIAMS, Assistant Traffic Manager Little Rock, Ark.
 H. R. KASTMAN, Assistant General Passenger Agent Little Rock, Ark.
 T. S. GLASS, Assistant General Passenger Agent Memphis, Tenn.
 R. S. NELSON, General Passenger Agent Palestine, Tex.
 H. G. CLEVELAND, Assistant General Passenger Agent San Antonio, Tex.
 I. G. MILLER, General Passenger Agent San Francisco, Calif.
 W. F. ZIERVOGEL, Superintendent Dining & Parlor Cars St. Louis, Mo.
 A. C. DRUI, Assistant Superintendent Dining & Parlor Cars St. Louis, Mo.
 W. A. GALL, Assistant Superintendent Dining & Parlor Cars Houston, Tex.
 R. A. WATSON, General Baggage Agent St. Louis, Mo.
 J. F. RECTOR, Director Convention and Tour Dept. St. Louis, Mo.

FREIGHT DEPARTMENT

C. L. BUTLER, General Freight Traffic Manager St. Louis, Mo.
 R. I. WELLS, Freight Traffic Manager (Solicitation) St. Louis, Mo.
 J. S. SMITH, Freight Traffic Manager (Rates) St. Louis, Mo.
 E. J. FALK, Freight Traffic Manager Houston, Tex.
 G. L. EASTMAN, Assistant Freight Traffic Manager St. Louis, Mo.
 C. C. HAHNE, Assistant Freight Traffic Manager St. Louis, Mo.
 R. T. OLIVER, Assistant Freight Traffic Manager St. Louis, Mo.
 A. W. AYLIN, Foreign Freight Traffic Manager St. Louis, Mo.
 L. A. SACKBAUER, Coal Traffic Manager St. Louis, Mo.
 J. M. HREBEC, Merchandise Traffic Manager St. Louis, Mo.
 R. T. WATT, Perishable Traffic Manager St. Louis, Mo.
 H. W. KASSLING, General Freight Agent Houston, Tex.
 WM. H. A. TURNER, Assistant Traffic Manager Kansas City, Mo.
 O. W. WILLIAMS, Assistant Traffic Manager Little Rock, Ark.
 A. O. SELOVER, General Live Stock Agent Kansas City, Mo.

INDUSTRIAL DEPARTMENT

E. SMITH REED, Director of Industrial Development St. Louis, Mo.
 C. C. LUCKEL, Director of Industrial Development Houston, Tex.

AGRICULTURAL DEPARTMENT

A. P. BOLES, Director of Agricultural Development St. Louis, Mo.
 W. B. COOK, Agricultural Agent Houston, Tex.

TRAFFIC REPRESENTATIVES

ALEXANDRIA 2, LA.—

Lobby Hotel Bentley, Phone 6656.
W. B. KEY.....Div. Frt. & Pass. Agt.

ATCHISON, KAN.—

201 So. 5th St., Phone 49.
R. D. PIERCE.....Div. Frt. & Pass. Agt.

ATLANTA 3, GA.—

1321 Healey Bldg., Phone Walnut 2422.
J. A. FETZ.....General Agent
J. A. BLOODWORTH.....Dist. Pass. & Frt. Agt.

AUSTIN 3, TEX.—

M. P. Pas. Station, 1101 W. Third, Phone 8-7755.
A. R. FOX.....Gen. Agt. Pass. Dept.
W. U. FULLER.....City Pass. Agt.
OTTO GREIN.....Depot Ticket Agt.
M. P. Freight Station, Phone 7-6861.
H. J. HOLZMANN.....Gen. Agt. Frt. Dept.

BATON ROUGE 10, LA.—

201 I. C. Passenger Station, Phone 4-8521
F. W. NASON.....Div. Frt. & Pass. Agt.
C. T. BASKIN.....Traffic Rep.

BEAUMONT, TEX.—

M. P. Frt. Station, Phone 2-0209.
F. L. EVANS.....General Agent
Hotel Beaumont, Phone 4-6344.
W. B. GEORGE.....City Pass. & Ticket Agt.

BIRMINGHAM 3, ALA.—

708 Empire Building, Phone 4-1667.
P. B. DUDEK.....General Agent
W. E. SHUEMAKE.....Dist. Pass. & Frt. Agt.

BOSTON 8, MASS.—

515 Old South Bldg., Phone Liberty 2-8744.
H. A. BUDREAU.....General Agent.

BROWNSVILLE, TEX.—

M. P. Pass. Station, Gen. Agt. Phone 2-4432—Ticket
Agent Phone 2-4441.
R. J. BALL.....General Agent
S. F. LAMONT.....Pass. & Tkt. Agt.

BUFFALO 2, N. Y.—

Room 913 Liberty Bank Bldg., Phone Madison
2513.
E. S. DOUGALL.....Gen. Agt. Frt. Dept.

CAIRO, ILL.—

M. P. Station, Phone 789.
E. G. COWELL.....General Agent

CAPE GIRARDEAU, MO.—

M. P. Station, Phone 225.
J. C. TINSLEY.....Gen. Agt. Frt. Dept.

CHATTANOOGA 2, TENN.—

417 Chattanooga Bank Bldg., Phone 6-4762.
E. E. ROETHEMEIER.....General Agent

CHICAGO 3, ILL.—

812 Bankers Bldg., 105 West Adams St., Phone
State 2-5130.
H. C. WESTBROOK.....Asst. Traffic Manager
J. J. McQUEEN.....Gen. Agt. Pass. Dept.
E. R. SAUERBERG.....Gen. Agt. Frt. Dept.
A. ELKINS.....Dist. Pass. Agt.
K. S. HINES.....Traffic Rep.
T. F. CARMODY.....Traffic Rep.
E. E. McDANIELS.....Traffic Rep.
EARL W. BASS.....Com'l. Agt.
A. H. ASCHENBRENNER.....Foreign Frt. Agt.

CHICAGO 8, ILL.—

1425 S. Racine Ave., Phone State 2-5130.
W. J. KAVANAUGH.....Dist. Mgr. Perish'le Traf.

CINCINNATI 2, OHIO—

2004 Carew Tower, Phone Main 4248.
D. W. JORDAN.....General Agent
A. R. SPANGENBERG.....Dist. Pass. Agt.

CLEVELAND 13, OHIO—

1325 Terminal Tower, Phone Main 1-0339.
B. A. GILLILAND.....General Agent

COLORADO SPRINGS, COLO.—

6 S. Tejon St., Phone Main 136.
E. H. MARTIN.....General Agent

CORPUS CHRISTI, TEX.—

M. P. Lines, Passenger Station, Phone 9415.
O. K. DOWELL.....General Agent
W. B. CRAIG.....Traffic Rep.
W. F. MURPHY.....Depot Tkt. Agt.
Phone 2-1756

DALLAS 1, TEXAS—

1601 Kirby Bldg., Phone Central 4575.
J. H. LANG.....General Agent
C. W. OLIVE.....Dist. Pass. Agt.

DENVER 2, COLO.—

515 Seventeenth St., Phone Main 3239.
M. P. ECKMAN.....Exec. Representative
J. W. BATEMAN.....General Agent
W. W. HAMMANN.....Dist. Pass. Agt.
L. J. DETWILER.....Traffic Rep.

DETROIT 2, MICH.—

7-160 General Motors Bldg., Phone Trinity 3-5400
W. J. SIERING.....Asst. Traffic Mgr.
W. W. HOTT.....General Agent
E. G. RUNKLE.....Com'l Agent

EAST ST. LOUIS, ILL.—

1001 Spivey Bldg., Phone Upton 4-1880
JOHN R. MILLS.....Div. Frt. Agt.

EL DORADO, ARK.—

M. P. Pass. Station, Phone 3-8158.
B. S. BETTS.....Div. Frt. & Pass. Agt.

EL PASO, TEX.—

509 Mills Bldg., Phone 2-7352.
A. T. PEERS.....General Agent

EUGENE, OREGON

302 Hampton Bldg., Phone Eugene 5-4447.
G. L. HARMON.....General Agent

FT. SMITH, ARK.—

M. P. Pass. Station, Phone 5163.
H. W. HAINES.....Div. Frt. & Pass. Agt.

FT. WORTH 2, TEX.—

808 Commercial Standard Bldg., Phone 2-6121.
G. O. OLIVER.....General Agent
H. L. CLARK.....Pass. Traf. Rep.
Houston at 7th St.
R. C. JENKINS.....City Ticket Agt.

FT. WORTH 6, TEX.—

215 Live Stock Exchange.
G. C. JONES.....Live Stock Agent

FRESNO 1, CAL.—

208 T. W. Patterson Bldg., Phone 2-3869.
S. O. SELDER.....Commercial Agent

GALVESTON, TEX.—

407—22nd St., Phone 5-5514.
E. M. WEINBERGER.....General Agent

GRAND JUNCTION, COLO.—

129 South 6th St., Phone 250.
A. J. LOWE.....General Agent

HARLINGEN, TEX.—

M. P. Frt. Station, Phone 800.
J. J. MULHOLLAND.....Executive General Agent
M. P. Pass. Station, Phone 800.
G. W. WILSON.....Dist. Pass. Agt.
V. A. SPIEGELHAUER.....Pass. & Tkt. Agt.

HAVANA, CUBA—

Edificio Lonja, 409, Apartado 272, Cable Address
"MOPALI" Phone A 8652.
MRS. G. M. FERNANDEZ.....General Agent

HELENA, ARK.—

M. P. Pass. Station, Phone Main 1001.
J. H. DWYER.....Div. Frt. & Pass. Agt.

HOT SPRINGS, ARK.—

M. P. Pass. Sta., Phone 3325.
C. G. FELTON.....Pass. & Tkt. Agt.

HOUSTON 2, TEXAS—

Rice Hotel Bldg., 911 Texas Ave., Phone Preston
3151.
G. C. FOX.....Asst Gen. Pass. Agt.
D. W. MORRIS.....Div. Pass. Agt.
W. T. MORRISON.....City Pass. Agt.
C. W. GIDDENS.....City Tkt. Agt.

HOUSTON 1, TEXAS—

402 Union Station, Phone Preston 3151.
M. E. DEALY.....Trav. Pass. Agt.
W. M. GENTRY.....Depot Tkt. Agt.
JOHN SHELTON.....Depot Pass. Agt.
J. N. SANDERS.....Gen. Frt. Agt.
G. A. DICKINSON.....Gen. Agt. Frt. Dept.
C. F. AUSLEY.....Live Stock Agt.

HUTCHINSON, KAN.—

M. P. Sta., 301 S. Main St., Phone 1247.
D. I. BURWELL.....Div. Frt. & Pass. Agt.

INDIANAPOLIS 4, IND.—

605 Merchants Bank Bldg., Phone Market 5339.
L. W. SARGENT.....General Agent
D. H. EATON.....Dist. Pass. Agt.

JOPLIN, MO.—

M. P. Passenger Station, Phone No. 79.
C. M. O'BEIRNE.....Div. Frt. & Pass. Agt.

KANSAS CITY, KAN.—

907 N. 6th St., Phone ATwater 1550.
A. B. NOWELL.....Consolidated Tkt. Office

KANSAS CITY 6, MO.—

616-630 Ry. Exch. Bldg., Phone Victor 6100.
F. E. PENNINGTON.....Exec. Gen. Agt.
WM. H. A. TURNER.....Asst. Traffic Mgr.
J. J. BURKE.....Asst. Gen. Frt. Agt.
C. H. GOEHNER.....Divn. Frt. Agt.
J. F. DOLLINS.....Asst. Gen. Pass. Agt.
W. D. JONES.....Trav. Pass. Agent
City Ticket Office 1029 Grand Ave., Phone Victor
6100.
H. E. WEISER.....Gen. Agt. Pass. Dept.
E. V. SMITH.....City Pass. Agent
W. R. BOOKER.....City Pass. Agent
W. E. DANDRIDGE.....City Pass. Agent
W. F. ATKINS.....City Ticket Agent.

KANSAS CITY 8, MO.—

Union Station
W. D. TRUEBLOOD.....Station Pass. Agt.

KANSAS CITY 15, MO.—

861 Live Stock Exchange.
A. O. SELOVER.....Gen. Live Stock Agt.

LAKE CHARLES, LA.—

319 Pujot St., Phone 2772
A. J. BATLINER.....Asst. Gen. Frt. & Pass. Agt.

LAREDO, TEX.—

Mo. Pac. Pass. Sta., Phone 277.
H. W. JOHNSTON.....General Agent
M. P. Pass. Sta., Phone 464.
ANTONIO MATA.....Pass. & Tkt. Agt.
F. E. HALE, JR.....Border Pass. Agt.

LINCOLN 8, NEB.—

Ninth and S Sts., Phone 2-3277.
J. N. CLARK.....General Agent

LITTLE ROCK, ARK.—

M. P. Pass. Station, Markham & Victory Sts.,
Phone 2-6221.
O. W. WILLIAMS.....Asst. Traffic Mgr.
H. R. KASTMAN.....Asst. Gen. Pass. Agt.
B. W. HOUSE.....City Pass. Agt.
E. E. BARRETT.....Trav. Pass. Agt.
CHARLES WITSELL.....Depot Ticket Agt.
W. F. NIEMANN.....Asst. Gen. Frt. Agt.
A. M. HARRIS.....Div. Frt. Agt.
Passenger Terminal.
T. S. ARMSTRONG.....Sta. Pass. Agent

LOS ANGELES 14, CALIF.—

512 Oviatt Bldg., 617 South Olive St., Phone
Madison 1426.
GLEE C. SMITH.....Asst. Trf. Mgr.
RAY KLUSEMAN.....Dist. Pass. Agt.
O. W. ROWLAND.....Dist. Mgr. Perish'le Traf.
M. W. DANCY.....Spl. Rep. Perish'le Traf.
FRANK J. LEARY.....Traffic Rep.

TRAFFIC REPRESENTATIVES—Continued

LOUISVILLE 2, KY.—

394 Starks Bldg., Phone Wabash 1638.
M. F. COORSEN.....General Agent

MEMPHIS 2, TENN.—

Union Station.
W. E. LAMB.....Executive General Agent

MEMPHIS 3, TENN.—

151 Union Avenue, Phone 8-7611.
T. S. GLASS.....Asst. Gen. Pass. Agt.
T. J. DARRELL.....Dist. Pass. Agt.
J. M. PHELPS.....City Pass. & Tkt. Agt.
628 Exchange Bldg., Phone 8-7611.
R. W. MOSS.....Ass't Gen. Frt. Agt.

MEXICO CITY, MEX.—

Cinco de Mayo, 6-B Phones 12-01-42, 35-61-71.
F. MIRANDA.....Exec. Representative
H. CERVANTES.....Gen. Agt. Pass. Dept.

MILWAUKEE 3, WIS.—

1003 Majestic Bldg., Phone Marquette 8-6418.
W. R. HUHNER.....Gen. Agt. Frt. Dept.

MINNEAPOLIS 2, MINN.—

800 Rand Tower Bldg., Phone Main 5375.
H. S. SNEDEKER.....General Agent

MONROE, LA.—

Virginia Hotel, Phone 2400.
M. E. PICKETT.....Div. Frt. & Pass. Agt.
J. A. COMBS.....City Pass. & Tkt. Agt.

MONTERREY, MEX.—

Gorostieta Bldg., Matamoris 516, Phone 510 OTE.
J. CARDENAS, JR.....General Agent

NASHVILLE 3, TENN.—

935 3rd Nat'l Bank Bldg., Phone 6-4830.
J. A. MILLS.....General Agent

NATCHEZ, MISS.—

M. P. Frt. Sta., Phone 359.
H. A. DOHERTY.....General Agent

NATIONAL STOCK YARDS, ILL.—

Live Stock Exchange, Phone UP 5-0144
W. A. GROGAN.....Asst. Gen. Live Stock Agt.
O. L. SUTER.....Live Stock Agent

NEW IBERIA, LA.—

M. P. Frt. Sta., Phone 2260.
D. E. SNOW.....Gen. Agt. Frt. Dept.

NEW ORLEANS 12, LA.—

704 Richards Bldg., Phone Raymond 8244.
G. C. STOHLMAN.....Exec. Gen. Agt.
708 Richards Bldg., Phone Raymond 8244.
G. B. RIGGAN.....Asst. Traffic Mgr.
J. T. LEZE.....Gen. Agt. Pass. Dept.
C. J. INDEST, JR.....City Pass. Agent
R. J. CONLEY.....City Pass. Agent
W. R. HANNA.....Asst. Gen. Frt. Agt.
C. W. MICHEL.....Foreign Frt. Agt.
207 St. Charles St., Phone Raymond 3181.
P. E. TUMA.....City Tkt. Agt.

NEW YORK 7, N. Y.—

225 Broadway Transportation Bldg., Phone
Dixby 9-0255.
GEORGE BRUNNER.....Eastern Traffic Mgr.
W. F. VITT.....Gen. Agt. Pass. Dept.
J. B. MOONEY.....Dist. Pass. Agt.
E. C. BARKER.....City Pass. Agt.
L. J. MOYLE.....City Pass. Agt.
L. J. CARLEY.....Trav. Pass. Agt.
CHARLES HOFER.....General Agent
R. M. HUTCHISON.....Foreign Frt. Agt.

NEW YORK 13, N. Y.—

204 Franklin St., Phone Walker 5-2424.
C. M. FREY.....Dist. Mgr. Per. Traf.

OAKLAND 12, CALIF.—

211 Financial Center Bldg., 405 14th St.,
Phone Glencourt 1-8144
HAROLD FLY.....Commercial Agent

OKLAHOMA CITY 2, OKLA.—

1600 Apco Tower, Phone 3-2520.
C. C. HART.....General Agent

OMAHA 2, NEB.—

1611 Farnam St., Phone Jackson 4543.
H. B. NEWCOMB.....Gen. Agt. Pass. Dept.
C. F. BRADY.....City Tkt. Agt.
719 Omaha Grain Exchange Bldg., Phone
Jackson 4543.
L. F. BINKLEY.....Asst. Gen. Frt. Agt.

PARAGOULD, ARK.—

M. P. Station, Phone 15.
T. O. FLIPPIN.....Com'l Frt. & Pass. Agt.

PHILADELPHIA 2, PA.—

1103 Finance Bldg., Phone Rittenhouse 6-8365.
R. S. CROSSMAN.....General Agent
R. L. ROBERTS.....Dist. Pass. & Frt. Agt.

PHOENIX, ARIZ.—

600 Security Bldg., Phone 3-5414.
C. W. HARDY.....General Agent

PINE BLUFF, ARK.—

209 National Bldg., Phone 4600-4601.
F. J. BORN.....Div. Frt. & Pass. Agt.

PITTSBURGH 19, PA.—

1310 Gulf Bldg., Phone Atlantic 1-3820.
V. C. FAGAN.....General Agent
E. J. DOERSTE.....Dist. Pass. Agt.

PITTSBURGH 22, PA.—

No. 9 Pennsylvania Bldg., Phone AT 1-8739.
H. J. HENRICH.....Per. Frt. Agt.

POPLAR BLUFF, MO.—

Mo. Pac. Station, Phone 721-22-23.
W. J. WHITAKER.....Div. Frt. & Pass. Agt.

PORTLAND 4, ORE.—

642 Pacific Bldg., Phone Beacon 3752.
E. Y. BUTLER.....General Agent

PUEBLO, COLO.—

City Ticket Office, 201 North Main St., Phone
183 or 5880.
O. L. STRIEBY.....Asst. Gen. Frt. & Pass. Agt.
JOSEPH WEISIGER.....Dist. Pass. & Frt. Agt.
J. E. ANDERSON.....City Pass. & Tkt. Agt.

SACRAMENTO 14, CALIF.—

724-726 Forum Bldg., 1107 9th St., Phone Gilbert
3-5415.
F. C. DEVINE.....Commercial Agent

ST. JOSEPH 9, MO.—

601 Corby Bldg., Phone 4-2765.
R. E. HASTINGS.....Exec. General Agent
J. J. RICHEY.....General Agent

ST. LOUIS 3, MO.—

1600 Missouri Pacific Bldg., Phone Main 1000.
W. F. MILLER.....Gen. Agt. Pass. Dept.
A. J. CONNORS.....Asst. Gen. Agt. Pass. Dept.
C. E. SALE.....City Pass. Agt.
C. E. HARTMANN.....City Pass. Agt.
F. W. LASKWITZ.....City Pass. Agt.
Union Station.
R. P. BASLER.....Sta. Pass. Agt.
Lobby Mo. Pac. Bldg.
E. J. BRANGLE.....Gen. Agt.
318 No. Broadway.
C. A. BRUNS.....City Tkt. Agt.
100 Mo. Pac. Bldg.
W. H. RABE.....Gen. Frt. Agt.
W. B. MUELLER.....Gen. Agt. Frt. Dept.

SALINA, KAN.—

M. P. Sta., Phone 2275.
A. L. WEBB.....Div. Frt. & Pass. Agt.

SALT LAKE CITY 1, UTAH—

201 Judge Bldg., Phone 4-1928.
S. L. LOVE.....Gen. Agt.

SAN ANTONIO 5, TEXAS—

423 Majestic Bldg., Phone Fannin 3292.
W. E. BABEL.....Exec. General Agent
E. J. ROTTENSTEIN.....Gen. Agt. Frt. Dept.

SAN ANTONIO 5, TEXAS—

318 North St. Mary's St., Phone Fannin 3292.
H. G. CLEVELAND.....Asst. Gen. Pass. Agt.
W. C. LANE.....Dist. Pass. Agt.
J. F. SMITH.....City Pass. Agt.
A. W. JOHNSON.....Trav. Pass. Agt.
G. P. DUBOSE.....City Tkt. Agt.
Mo. Pac. Pass. Sta., Phone Fannin 3292.
ROMINE HILTON.....Depot Pass. & Tkt. Agt.
L. M. FERGUS.....Asst. Gen. Live Stock Agt.

SAN BENITO, TEX.—

Mo. Pac. Station.
W. W. DEEN.....Pass. & Tkt. Agt.

SAN FRANCISCO 5, CALIF.—

593 Monadnock Bldg., Phone Sutter 1-1220.
J. J. KAVANAUGH.....Western Traffic Mgr.
I. G. MILLER.....Gen. Pass. Agt.
L. L. SMITH.....Asst. Trf. Mgr.
I. J. KEYES.....Dist. Mgr. Peris'ble Traf.

SEATTLE 1, WASH.—

852 Stuart Bldg., Phone Eliot 7040.
J. S. ROGERS.....General Agent

SEDALIA, MO.—

M. P. Pass. Station, Phone 182.
J. F. DOWNS.....Div. Frt. & Pass. Agent
Ticket Agent Phone 88.
C. E. MCKENZIE.....Depot Tkt. Agt.

SHREVEPORT 45, LA.—

409 Medical Arts Bldg., 624 Travis, Phone 3-7374.
W. C. JACOBS.....General Agent
S. LOWE.....Traffic Rep.

SIoux CITY 9, IOWA—

406 Commerce Bldg., Phone 86234.
R. G. HAINES.....General Agent

SOUTH OMAHA, NEB.—

126 Live Stock Exchange.
R. H. KURT.....Live Stock Agent

SPRINGFIELD, MO.—

M. P. Sta., Phone 4-0729.
V. J. COURTWRIGHT.....Div. Frt. & Pass. Agt.

STOCKTON 5, CALIF.—

American Trust Bldg., 22 N. San Joaquin, Phone
2-0469.
JULIUS GAEDTKE.....Commercial Agent

TEXARKANA, ARK.—

M. P. Frt. Sta., Phone 2-6121 & 2.
W. J. FANT.....Div. Frt. & Pass. Agt.

TOPEKA, KAN.—

M. P. Frt. Sta., Phone 6528.
E. D. STRATTON.....General Agent

TULSA 3, OKLA.—

225 Kennedy Bldg., Phone 4-9485.
H. B. WARD.....General Agent

TYLER, TEXAS—

M. P. Frt. Sta., Phone 4-7269.
H. C. CARSWELL, JR.....General Agent

WACO, TEXAS—

711 Service Mut. Bldg., Phone 2-2587.
H. R. SMITH.....General Agent

WASHINGTON 4, D. C.—

931 National Press Bldg., Phone National 2921.
F. E. RICHTER.....General Agent
R. T. SCHLUDE.....Asst. Gen. Agt.
T. A. BAXTER.....Traffic Representative
R. J. HALEY.....Traffic Representative

WICHITA 2, KAN.—

M. P. Pass. Sta., 302 W. Douglas St., Phone
5-2651.
G. W. CARLETON.....Asst. Gen. Frt. & Pass. Agt.
R. T. WEBB.....General Agent
R. H. LE PELL.....Dist. Pass. Agent

WINSTON-SALEM 3, N. C.—

1112 Reynolds Bldg., Phone 2-5352.
J. M. BRYAN.....General Agent

Condensed FREIGHT SCHEDULES

Between the St. Louis Gateway and...

Read Down

DALLAS, FT. WORTH, EL PASO and LOS ANGELES

Read Up

| Train 65 and Connections | Train T&P 67 and Connections | | Train 60 and Connections | Train 72 and Connections |
|--------------------------|------------------------------|---------------------------|--------------------------|--------------------------|
| 3:00AM Tu | 9:30PM Mo | Lv. Dupo (East St. Louis) | 8:00PM We | 2:00AM Th |
| 5:00AM We | 12:30AM We | Ar. Dallas (Via T&P) | 5:30AM Tu | 9:20PM Tu |
| 7:00AM We | 3:00AM We | Lv. Ft. Worth | 4:00AM Tu | 8:10PM Tu |
| 11:59AM Th | 8:00AM Th | Ar. El Paso | 12:01AM Mo | 12:01PM Mo |
| | | Ar. Los Angeles | | |

PALESTINE, WACO, SAN ANTONIO, CORPUS CHRISTI and LAREDO

| Train 65 and Connections | Train 67 and Connections | | Train 60 and Connections | |
|--------------------------|--------------------------|---------------------------|--------------------------|--|
| 3:00AM Tu | 9:00PM Mo | Lv. Dupo (East St. Louis) | 8:00PM Th | |
| 8:30PM Tu | 1:30PM Tu | Ar. Texarkana | 3:45PM We | |
| 9:00AM We | 9:30PM Tu | Lv. Palestine | 4:30AM We | |
| | 12:30PM We | Ar. Waco | 12:30PM Mo | |
| 1:00AM Th | 7:50AM We | Lv. San Antonio | 9:15AM Tu | |
| 5:30AM Fri | 5:30AM Th | Ar. Corpus Christi | 8:00PM Mo | |
| 6:30AM Fri | 6:30AM Th | Ar. Laredo | 9:00PM Mo | |

BEAUMONT, HOUSTON, GALVESTON, CORPUS CHRISTI and BROWNSVILLE

| Train 361 and Connections | Train I-GN 67 and Connections | Train 369 and Connections | Train 65 and Connections | | Train 60 and Connections | Train 72 and Connections | Train 360 and Connections | Train 370 and Connections |
|---------------------------|-------------------------------|---------------------------|--------------------------|---------------------------|--------------------------|--------------------------|---------------------------|---------------------------|
| 7:00PM Mo | 9:00PM Mo | 3:00AM Tu | 3:00AM Tu | Lv. Dupo (East St. Louis) | 8:00PM We | 2:00AM Th | 3:00AM Th | 7:45PM Th |
| 8:00PM Tu | 1:30PM Tu | | 8:30PM Tu | Ar. Texarkana | 3:45PM Tu | 5:30AM We | | |
| 7:30PM Tu | 2:00PM Tu | | 10:40PM Tu | Lv. Texarkana | 1:30PM Tu | 3:30AM We | | |
| 8:00PM Tu | | 8:45AM We | | Ar. Alexandria | | | 5:00PM Tu | 9:20AM We |
| 2:15AM We | | 11:00AM We | | Lv. Alexandria | | | 2:30PM Tu | 5:00AM We |
| 6:00AM We | 4:00AM We | 7:10PM We | 5:00PM We | Ar. Beaumont | | | 6:50AM Tu | 7:10PM Tu |
| 1:45PM We | 1:45PM We | 1:45PM Th | 3:30AM Th | Ar. Houston | 8:30PM Mo | 9:30AM Tu | 9:00PM Mo | 2:30PM Tu |
| 5:30AM Th | 5:30AM Th | 5:30AM Fr | | Ar. Galveston | 7:00AM Mo | 9:00PM Mo | 9:00PM Mo | 7:00AM Tu |
| 2:00PM Th | 2:00PM Th | 2:00PM Fr | | Ar. Corpus Christi | 8:00PM Su | 1:00AM Mo | 1:00AM Mo | 8:00PM Mo |
| | | | | Ar. Brownsville | | | | |

PUEBLO, DENVER, SALT LAKE CITY, OGDEN and SAN FRANCISCO

| Train 81 and Connections | Train 61 and Connections | | Train 62 and Connections | Train 68 |
|--------------------------|--------------------------|------------------------------------|--------------------------|-----------|
| 1:30AM Mo | 9:30PM Mo | Lv. St. Louis | 8:00PM Sa | 5:30AM We |
| 8:00PM Tu | 10:00AM We | Ar. Pueblo (M. T.) | 3:30AM Fr | 5:00PM Mo |
| 3:00AM We | 7:00PM We | Lv. Denver (D&RGW) (M. T.) | 8:00PM Th | |
| | 3:00PM Th | Ar. Salt Lake City (D&RGW) (M. T.) | 4:00PM We | |
| | 5:30PM Th | Ar. Ogden (D&RGW) (M. T.) | 9:40PM We | |
| | | Ar. San Francisco | | |

KANSAS CITY, ATCHISON, ST. JOSEPH, LINCOLN and OMAHA

| Train 81 and Connections | Train 75 and Connections | Train 71 and Connections | | Train 70 and Connections | Train 66 and Connections | Train 80 and Connections | Train 62 and Connections |
|--------------------------|--------------------------|--------------------------|-----------------|--------------------------|--------------------------|--------------------------|--------------------------|
| 1:30AM Mo | 2:00PM Mo | 7:00PM Mo | Lv. St. Louis | 6:30AM Tu | 10:30AM Tu | 3:00AM We | 8:00PM Mo |
| 11:30AM Mo | 1:00AM Tu | 5:00AM Tu | Ar. Kansas City | 8:00PM Mo | 2:00AM Tu | 12:30PM Tu | 7:00AM Mo |
| 8:32PM Mo | 6:20AM Tu | 8:50AM Tu | Ar. Atchison | 5:00PM Mo | 11:45PM Mo | 6:00AM Tu | |
| 5:00AM Tu | 10:00AM Tu | 10:00AM Tu | Ar. St. Joseph | 4:00PM Mo | 7:45PM Mo | | |
| 6:45AM Tu | 6:45AM We | 6:45AM We | Ar. Lincoln | 11:00PM Su | | | |
| 6:15AM Tu | 5:45PM Tu | 2:00AM We | Ar. Omaha | 6:00AM Tu | 4:15PM Mo | 8:00PM Mo | |

JOPLIN, WICHITA, HUTCHINSON, TOPEKA and SALINA

| Train 81 and Connections | Train 79 and Connections | Train 61 and Connections | | Train 62 and Connections | Train 78-80 and Conn. |
|--------------------------|--------------------------|--------------------------|----------------|--------------------------|-----------------------|
| 1:30AM Mo | 7:30PM Mo | 9:30PM Mo | Lv. St. Louis | 8:00PM We | 3:00AM We |
| | 12:30PM Tu | | Ar. Joplin | 2:30PM Tu | |
| | 4:00PM Tu | | Ar. Wichita | | 9:15PM Mo |
| | 7:00PM Tu | | Ar. Hutchinson | | 11:30AM Mo |
| 6:30AM Tu | | 6:30AM We | Ar. Topeka | | 6:30PM Mo |
| 5:45AM Tu | | 5:45AM We | Ar. Salina | 6:00AM Tu | |

MEMPHIS, HELENA, BATON ROUGE, NEW ORLEANS and LAKE CHARLES

| Train 63 and Connections | Train 361 and Connections | Train 369 and Connections | | Train 360 and Connections | Train 370 and Connections | Trains 367-368 & Conn. |
|--------------------------|---------------------------|---------------------------|---------------------------|---------------------------|---------------------------|------------------------|
| 6:40PM Mo | 7:00PM Mo | 3:00AM Tu | Lv. St. Louis | 3:00AM We | 7:45PM We | 6:30PM Tu |
| 8:00AM Tu | 8:00AM Tu | 5:30PM Tu | Ar. Dupo (East St. Louis) | 1:30AM Tu | | 5:00PM Tu |
| 8:10AM Tu | 8:10AM Tu | | Ar. Memphis | 11:15PM Mo | | 10:30PM Mo |
| 7:30PM Tu | 7:30PM Tu | 8:45AM We | Ar. Helena | 5:00PM Mo | 9:20AM Tu | |
| 5:30AM We | 5:30AM We | 4:30PM We | Ar. New Orleans | 2:00AM Mo | 9:00PM Mo | |
| 7:00AM We | 7:00AM We | 11:10PM We | Ar. Lake Charles | 7:00AM Mo | 9:30PM Mo | |
| 5:00PM We | 5:00PM We | | Ar. Baton Rouge | 12:01AM Mo | 12:01PM Mo | |

- Ⓐ—Connection at El Paso with Southern Pacific to and from Los Angeles.
- Ⓑ—Connection at Salt Lake City with Western Pacific to and from San Francisco.
- Ⓒ—Connection at Ogden with Southern Pacific to and from San Francisco.

These schedules are subject to change without notice.

