

Starting April 25th—

# Faster STREAMLINER Schedules Chicago-California



## Golden State

CHICAGO - LOS ANGELES VIA  
EL PASO, TUCSON, PHOENIX

1 hour 50 minutes faster eastbound

1 hour faster westbound

Fine service and equipment

The smooth riding streamliner on  
the direct, low altitude route

## San Francisco OVERLAND

CHICAGO - SAN FRANCISCO VIA  
OMAHA, CHEYENNE, OGDEN, RENO

1 hour faster eastbound

1 hour faster westbound

Through New York and St. Louis cars

See the spectacular High Sierra  
mountain scenery by day



AMERICA'S MOST MODERN TRAINS

# Your Friendly Railroad



The 100,000 men and women of Southern Pacific and Affiliated Companies, the West's greatest railroad, extend a friendly invitation to see twice as much on your trip across America. . . . Southern Pacific is the only railroad offering you a choice of Four Scenic Routes for transcontinental travel: Sunset Route (New Orleans-Los Angeles-San Francisco), Golden State Route (Chicago-Los Angeles), Overland Route (Chicago-San Francisco) and Shasta Route (San Francisco-Portland). By going on one of these routes and returning on another S.P. route, you see *twice* as much for not 1 cent extra rail fare (in most cases).

## Suggestions for Reading Your Time Table

Find the station in which you are interested, in the alphabetically arranged station index (pages 3, 4, 5) and turn to the table or tables indicated. Numbers shown refer to table numbers and not page numbers.

All trains operate daily except where otherwise indicated. Time from 12:01 midnight to 12:00 noon (A.M. time) is shown in light faced figures; time from 12:01 noon to 12:00 midnight (P.M. time) is shown in dark faced figures.

Note carefully any symbols in the schedule columns and their explanation in the reference notes on each page; they indicate exceptions. Numbers following station names in certain time tables refer

to other tables showing connecting service. In time tables where stations are in middle column, with time on both sides, read the figures down on the left and up on the right.

Condensed schedules are of assistance in planning local and extended trips on the Southern Pacific and connecting lines. A statement of accommodations provided, such as sleeping cars, dining cars, lounge cars, chair cars, coaches, etc., of through trains is shown in connection with condensed tables.

If further information is desired, any Southern Pacific Agent or representative will be glad to assist you.

All schedules are subject to change without notice.

## GENERAL INDEX

### TRAIN NAME INDEX

#### \*-INDICATES STREAMLINER

Name	Train Numbers	Page
Acadian	3, 4	10, 13, 15
Argonaut	5, 6, 6, 7, 10, 11, 12, 13	
★ Cascade	11, 12	26, 27, 28, 29
★ City of San Francisco	101, 102	18, 19, 20, 22
★ Coast Daylight	98, 99	31, 32
★ Daylight, Coast	98, 99	31, 32
★ Daylight, Oakland	250, 255	31, 32
★ Daylight, Sacramento	53, 54	34, 35
★ Daylight, San Joaquin	51, 52	34, 35
★ Daylight, Shasta	9, 10	26, 27, 28, 29
Del Monte	77, 78	31, 32
★ Diesel Car (RDC)	229, 246	37
El Dorado	247, 248	37
Gold Coast	23, 24	18, 19, 20, 22
★ Golden State	3, 4	8, 9, 10, 11, 12, 13
★ Governor (RDC)	229	37
★ Hustler	15, 16	15, 16
★ Imperial	39, 40	8, 9, 10, 11, 12, 13
★ Klamath	19, 20	26, 27, 28, 29
★ Lark	75, 76	31, 32
★ Oakland Daylight	250, 255	31, 32
★ Oakland Lark	73, 74	31, 32
★ Overland, San Francisco	27, 28	18, 19, 20, 22
★ Owl (San Francisco-Los Angeles)	57, 58	34, 35, 36
Owl (Houston-Dallas)	17, 18	15
Rogue River	329, 330	26, 27, 28, 29
★ Sacramento Daylight	53, 54	34, 35
★ San Francisco Overland	27, 28	18, 19, 20, 22
★ San Joaquin Daylight	51, 52	34, 35
Senator	223, 224	37
★ Shasta Daylight	9, 10	26, 27, 28, 29
Sierra	241	37
★ Starlight (Coast)	94, 95	31, 32
★ Statesman (RDC)	246	37
★ Sunbeam	13, 14	15
★ West Limited	1, 2	6, 7, 10, 11, 12, 13
★ Sunset Coast	59, 60	34, 35

### CONDENSED THROUGH TRAIN SCHEDULES

	Page
SUNSET ROUTE—New Orleans, Houston, San Antonio, St. Louis, El Paso, Los Angeles, San Francisco	6, 7
SUNSET ROUTE—Miscellaneous Condensed	15, 16, 17
Los Angeles, Phoenix, El Paso, Mexico City	16
New Orleans, Houston, San Antonio, Mexico City	16
GOLDEN STATE ROUTE—New York, Chicago, St. Louis, Kansas City, El Paso, Los Angeles	8, 9, 22, 23
OVERLAND ROUTE—New York, Chicago, Omaha, St. Louis, Kansas City, Ogden, Reno, Sacramento, San Francisco	18, 19, 22, 23
SHASTA ROUTE—Seattle, Tacoma, Portland, Sacramento, San Francisco, Los Angeles	26, 27

### DETAILED THROUGH TRAIN SCHEDULES

	Page
SUNSET ROUTE Westbound—New Orleans, Houston, San Antonio, El Paso, Tucson, Phoenix, Los Angeles, San Francisco	10, 11
SUNSET ROUTE Eastbound—San Francisco, Los Angeles, Phoenix, Tucson, El Paso, San Antonio, Houston, New Orleans	12, 13
GOLDEN STATE ROUTE Westbound—Chicago, El Paso, Tucson, Phoenix, Los Angeles	10, 11
GOLDEN STATE ROUTE Eastbound—Los Angeles, Phoenix, Tucson, El Paso, Chicago	12, 13
OVERLAND ROUTE—Ogden, Reno, Truckee, Sacramento, San Francisco	20, 21
SHASTA ROUTE—Portland, Eugene, Klamath Falls, Medford, Redding, Marysville, Sacramento, San Francisco, 28, 29	
COAST LINE—Los Angeles, Santa Barbara, Del Monte, Monterey, Santa Cruz, San Jose, San Francisco	31, 32, 33
SAN JOAQUIN VALLEY LINE (Yosemite Park Route)—Los Angeles, Bakersfield, Fresno, Stockton, Sacramento, San Francisco	34, 35, 36

### DETAILED LOCAL TRAIN SCHEDULES

	Page
ARIZONA LINES	11, 12, 14
CALIFORNIA LINES—	
“ San Francisco, Sacramento	37
“ Crockett, Calistoga, Santa Rosa	30
“ San Francisco, Palo Alto, San Jose	38, 39
“ San Francisco, Los Gatos, Santa Cruz	33
“ San Francisco, Del Monte, Monterey, Pacific Grove	31
LOUISIANA AND TEXAS LINES	10, 13, 15, 16, 17
MEXICO LINES	17
NEVADA LINES	20, 21
NEW MEXICO LINES	10, 11, 12, 13, 14
OREGON LINES	28, 29, 30
UTAH LINES	20, 21
NORTHWESTERN PACIFIC RAILROAD	40
REDWOOD EMPIRE	40
METROPOLITAN COACH LINES (Los Angeles and Suburbs)	41
COTTON BELT ROUTE	17

### MISCELLANEOUS

	Page
Southern Pacific Traffic Officers and Agents	46, 47
Southern Pacific City Ticket Offices	45
General Offices—Southern Pacific Lines	46
Map of the United States	24, 25
Station Index	3, 4, 5
General Information	42
Carlsbad Caverns National Park	14
Railroad Fares	43
Pullman Fares	44, 45
Parlor Car Seat Fares	44
Special Service Charge—Coach Seats	44



MILES OF ROAD OPERATED IN 1953  
Southern Pacific and Affiliated Companies  
Miles of Road Operated.....15,021

# STATION INDEX


★ INDICATES RAIL-AUTO SERVICE AVAILABLE AT THESE POINTS

Table No.	Table No.	Table No.	Table No.	Table No.	Table No.	Table No.
<b>A</b>						
Abilene, Tex. . . . . 42	Bayou Sale, La. . . . . 5, 17	Calistoga, Cal. . . . . 91	Corning, Cal. . . . . 79, 80	Davis, Cal. . . . . 62, 63	Duran, N. M. . . . . 7, 18	Fairbank, Ariz. . . . . 8, 15, 24, 25
Afton, N. M. . . . . 8, 15	Bayshore, Cal. . . . . 125, 126	Calva, Ariz. . . . . 23	Corona, N. M. . . . . 7, 18	Overland Route . . . . . 62, 63	Durand, Mich. . . . . 75	Fairbanks, Tex. . . . . 38
Agnew, Cal. . . . . 101	Beaumont, Cal. . . . . 9, 14	Calvert, Tex. . . . . 38	Corral, Mex. . . . . 58	Shasta Route . . . . . 76, 77, 79, 80	Durham, Cal. . . . . 79, 80	Fallon, Nev. . . . . 68, 69
Agua Caliente, Mex. . . . . 19	Beaumont, Tex. . . . . 5, 17, 37, 56	Camarillo, Cal. . . . . 95, 96	Corpus Christi, Tex. ★ . . . . 53	San Joaquin Valley . . . . . 109, 111, 112	Dutch Flat, Cal. . . . . 62, 63	Fall River Mills, Cal. . . . . 67
Agua Caliente Springs, Ariz. (Hyder) . . . . . 8, 15	Bellflower, Cal. . . . . 133	Camden, Ark. . . . . 50	Corrigan, Tex. . . . . 43	Local . . . . . 123, 124		Famous, Cal. . . . . 111, 112
Agua Prieta, Mex. . . . . 30	Bellingham, Wash. . . . . 83	Camp Marwedel, Cal. . . . . 130	Corsicana, Tex. . . . . 38	Dayton, Tex. . . . . 5, 17	<b>E</b>	Fernbridge, Cal. . . . . 127
Aguascalientes, Mex. . . . . 40	Belmont, Cal. . . . . 125, 126	Campstone, Ariz. . . . . 25	Cortavilla, Ore. . . . . 78, 81	Decatur, Ill. . . . . 75	Eagle Lake, Tex. . . . . 5, 17	Fernley, Nev. . . . . 62, 63
Ajo, Ariz. . . . . 31	Belmont Shore, Cal. . . . . 133	Canby, Cal. . . . . 67	Cottage Grove, Ore. . . . . 78, 81	Death, Nev. . . . . 62, 63	Eagle Pass, Tex. . . . . 51, 52	Ferris, Tex. . . . . 38
Akron, Ohio . . . . . 75	Benchley, Tex. . . . . 38	Canby, Ore. . . . . 78, 81	Cottonwood, Cal. . . . . 79, 80	Delano, Cal. . . . . 111, 112	Earlimart, Cal. . . . . 111, 112	Finlay, Tex. . . . . 6, 16
Alameda, Cal. reached locally from Oakland, Cal.	Bend, Ore. . . . . 85	Canoga Park, Cal. . . . . 134	Courtney, Tex. . . . . 38	Delavan, Cal. . . . . 79, 80	East Applegate, Cal. . . . . 63	Firebaugh, Cal. . . . . 114
Alamogordo, N. M. . . . . 7, 18, 29, 36	Benicia, Cal. . . . . 110	Capitola, Cal. . . . . 104	Covina, Cal. . . . . 132	Delhi, Cal. . . . . 111, 112	East Bernard, Tex. . . . . 5, 17	Flotation, Tex. . . . . 5, 17
Alazon, Nev. . . . . 62, 63	Benson, Ariz. . . . . 102	Carlin, Nev. . . . . 62, 63	Crater Lake, Ore. . . . . 87	Del Monte, Cal. . . . . 10, 12, 93, 94, 95, 96	East Los Angeles, Cal. . . . . 133	Floriston, Cal. . . . . 62, 63
Albany, N. Y. . . . . 74	Beowawe, Nev. . . . . 62, 63	Carlsbad, N. M. . . . . 33	Crescent City, Cal. ★ . . . . 128, 129	Del Rio, Tex. . . . . 6, 16, 52	East Olympia, Wash. . . . . 82	Folsom, Cal. . . . . 65
Albany, Ore. 76, 77, 78, 81	Berkeley, Cal. ★ . . . . 60, 61, 62, 63	Carlsbad Caverns, N. M. . . . . 33	Crescent Lake, Ore. 78, 81	Delta, Cal. . . . . 79, 80	Edgewood, Cal. . . . . 78, 81	Fontana, Cal. . . . . 132
Alderpoint, Cal. . . . . 127	Overland Route . . . . . 60, 61, 62, 63	Carmel, Cal. ★ . . . . 102	Cresswell, Ore. . . . . 78, 81	Deming, N. M. . . . . 2, 3, 8, 15, 20, 73	El Centro, Cal. ★ . . . . 3, 4, 9, 14, 73	Fortuna, Cal. . . . . 127
Algodones, Mex. . . . . 19	Shasta Route . . . . . 76, 77, 79, 80	Carpinteria, Cal. . . . . 95, 96	Crockett, Cal. . . . . 78, 81	Denny, Tex. . . . . 38	El Dorado, Cal. . . . . 65	Fort Bayard, N. M. 20, 21
Algodones, Mex. . . . . 19	San Joaquin Valley . . . . . 108, 111, 112, 114	Carrizozo, N. M. . . . . 7, 18	Overland Route . . . . . 62, 63	Denver, Colo. . . . . 7, 18, 38, 60, 61, 72	Eldridge, Cal. . . . . 91	Fort Bliss, Tex. . . . . 7, 18
Alhambra, Cal. 1, 2, 3, 4, 9, 14, 73, 131, 132	Sacramento . . . . . 123, 124	Carson City, Nev. . . . . 71	Shasta Route 79, 80, 91	Des Allemands, La. . . . . 5, 17	Elko, Nev. . . . . 62, 63	Fort Bragg, Cal. . . . . 130
Alleyton, Tex. . . . . 5, 17	Berwick, La. . . . . 5, 17	Carthay Center, Cal. . . . . 134	San Joaquin Valley . . . . . 110, 111, 112, 114	Des Moines, Ia. . . . . 3, 7, 18	Ellis, Kan. . . . . 72	Fort Hancock, Tex. . . . . 6, 16
Alma, Tex. . . . . 38	Beverly Hills, Cal. . . . . 134	Casa Grande, Ariz. . . . . 8, 15	Local . . . . . 123, 124	Detroit, Mich. . . . . 75	Elmira, Cal. . . . . 123, 124	Fort Ord, Cal. . . . . 93, 94, 95, 96
Alpine, Tex. . . . . 6, 16, 57	Bieber, Cal. . . . . 67	Cascade Summit, Ore. . . . . 78, 81	Crosby, Tex. . . . . 5, 17	Devers, Tex. . . . . 5, 17	El Monte, Cal. ★ 9, 14, 132	Fort Stanton, N. M. . . . . (Carrizozo, N. M.) 7, 18
Alta, Cal. . . . . 62, 63	Big Bend National Park, Tex. . . . . 57	Catalina Island, Cal. . . . . 133	Crowley, La. . . . . 5, 17	Devil's River, Tex. . . . . 5, 16	El Paso, Tex. ★ 1, 2, 3, 4, 6, 7, 8, 15, 16, 18, 23, 27, 33, 36, 40, 42, 73	Fort Thomas, Ariz. . . . . 23
Alton, Ill. . . . . 75	Big Spring, Tex. . . . . 42	Centralia, Wash. . . . . 82	Cucamonga, Cal. . . . . 132	D'Hanis, Tex. . . . . 6, 16	El Portal, Cal. . . . . 120	Fort Worth, Tex. . . . . 1, 2, 38, 42
Altoona, Pa. . . . . 74	Binghamton, N. Y. . . . . 75	Central Pt. Ore. . . . . 78, 81	Cuervo, N. M. . . . . 7, 18	Diamond Springs, Cal. . . . . 65	El Reno, Okla. . . . . 7, 18	Fowler, Cal. . . . . 111, 112
Alturas, Cal. . . . . 67, 85	Birmingham, Ala. 1, 2, 41	Central Valley, Cal. 79, 80	Culver City, Cal. . . . . 134	Dillard, Ore. . . . . 78, 81	El Segundo, Cal. . . . . 134	Franklin, La. . . . . 5, 17
Alviso, Cal. . . . . 101	Bisbee, Ariz. . . . . 1, 2, 3, 4, 8, 15, 28, 73	Chandler, Ariz. 1, 2, 8, 15	Cupertino, Cal. . . . . 100	Dixon, Cal. . . . . 62, 63, 79, 80, 123, 124	Ely, Nev. . . . . 68, 70	French, N. M. . . . . 27
Amarillo, Tex. ★ . . . . 7, 18	Bisbee Jct., Ariz. . . . . 1, 2, 3, 4, 8, 15, 28, 73	Chandler, Ariz. 1, 2, 8, 15	Currie, Nev. . . . . 69	Dorris, Cal. . . . . 79, 80	Emerson, Tex. . . . . 6, 16	Fresno, Cal. ★ . . . . 11, 13
Anacacho, Tex. . . . . 6, 16	Black Butte, Cal. . . . . 78, 79, 80, 81	Chandler, Ariz. 1, 2, 8, 15	Cutter, Ariz. . . . . 23	Dos Palos, Cal. . . . . 114	Emigrant Gap, Cal. . . . . 62, 63	Golden State Route . . . . . 11, 13
Anaheim, Cal. . . . . 133	Bloomington, Cal. . . . . 9, 14	Chattanooga, Tenn. . . . . 1, 2, 41	Cypress, Tex. . . . . 38	Dos Rios, Cal. . . . . 127	Empalme, Mex. . . . . 58	Overland Route . . . . . 62, 63
Anapra, N. M. . . . . 15	Bloomington, Ill. . . . . 75	Chehalis, Wash. . . . . 82	<b>D</b>	Douglas, Ariz. . . . . 1, 2, 3, 4, 8, 15, 30, 73	Englewood, Ill. . . . . 7, 18	Shasta Route . . . . . 76, 77, 79, 80
Ancho, N. M. . . . . 7, 18	Blue Canon, Cal. . . . . 62, 63	Chemawa, Ore. . . . . 78, 81	Dalhart, Tex. . . . . 3, 4, 7, 18, 73	Downey, Cal. . . . . 133	Ennis, Tex. . . . . 38	San Joaquin Valley . . . . . 108, 109, 111, 112, 113, 114, 115, 116, 119, 120
Anderson, Cal. . . . . 79, 80	Boise, Ida. . . . . 66, 70	Chemult, Ore. . . . . 78, 81	Dallas, Tex. ★ 1, 2, 37	Dragon, Ariz. . . . . 8, 15	Ethiwan, Cal. ★ . . . . 132	Golden State Route . . . . . 11, 13
Angus, Tex. . . . . 38	Boston, Mass. . . . . 74	Cheneyne, Wyo. 60, 61, 72	Dallas, Tex. ★ 1, 2, 37	Drain, Ore. . . . . 78, 81, 88	Eugene, Ore. ★ . . . . 76, 77, 78, 81, 83, 128, 129	Overland Route . . . . . 62, 63
Animas, N. M. . . . . 8, 15	Boutte, La. . . . . 5, 17	Chicago, Ill. . . . . 1, 2, 41, 45	Danville, Ill. . . . . 75	Dryden, Tex. . . . . 6, 16	Eureka, Cal. ★ . . . . 90, 127, 128, 129	Shasta Route . . . . . 76, 77, 79, 80
Ann Arbor, Mich. . . . . 75	Bowie, Ariz. . . . . 2, 3, 8, 15, 73	Sunset Route . . . . . 1, 2, 41, 45	Danville, Va. . . . . 1, 2	Duarte, Cal. . . . . 132	Evansville, Ind. . . . . 41, 75	San Joaquin Valley . . . . . 108, 109, 111, 112, 113, 114, 115, 116, 119, 120
Antioch, Cal. . . . . 111, 112	Bowman, Cal. . . . . 62, 63	Golden State Route . . . . . 3, 4, 7, 18, 73	Darling, Tex. . . . . 51	Duncan, Ariz. . . . . 22	Exeter, Cal. . . . . 115	Fruitvale, Cal. . . . . 92, 95, 96, 101, 103
Apache Trail, Ariz. . . . . 35	Boyes Springs, Cal. . . . . 91	Overland Route . . . . . 60, 61, 62, 63, 72, 74, 75	Davenport, Cal. . . . . 105	Dunlay, Tex. . . . . 6, 16		Fullerton, Cal. . . . . 133
Appleby, Tex. . . . . 43	Bradley, Cal. . . . . 95, 96	Chico, Cal. . . . . 76, 77, 79, 80		Dunnigan, Cal. . . . . 79, 80		Fulton, Cal. . . . . 127
Aptos, Cal. . . . . 104	Brawley, Cal. . . . . 3, 4, 9, 14, 73	Chihuahua, Mex. . . . . 40		Dunsuir, Cal. . . . . 76, 77, 79, 80, 109		Fulton, Ky. . . . . 41
Arbuckle, Cal. . . . . 79, 80	Bray, Cal. . . . . 79, 80	Chiloquin, Ore. . . . . 78, 81				Funston, La. . . . . 43
Arcadia, Cal. . . . . 132	Bremont, Tex. . . . . 38, 49	Chowchilla, Cal. . . . . 111, 112				
Arcata, Cal. . . . . 128	Brentwood, Cal. . . . . 111, 112	Chualar, Cal. . . . . 95, 96				
Arlight, Cal. . . . . 95, 96	Brinkley, Ark. . . . . 50	Cincinnati, Ohio 1, 2, 41, 75				
Arlington, Cal. . . . . 131	Broadway, Cal. . . . . 125, 126	Cisco, Cal. . . . . 62, 63				
Armstead, Ida. . . . . 66	Brooks, Ore. . . . . 78, 81	Cisco, Tex. . . . . 42				
Artois, Cal. . . . . 79, 80	Broussard, La. . . . . 5, 17	Ciudad Juarez, Mex. . . . . 40				
Ashland, Ore. . . . . 76, 77, 78, 81, 85	Bryan, Tex. . . . . 38	Clackamas, Ore. . . . . 78, 81				
Asilomar, Cal. . . . . 94	Buckeye, Ariz. . . . . 8, 15	Claremont, Cal. . . . . 132				
Atascadero, Cal. . . . . 95, 96	Buffalo, N. Y. . . . . 74, 75	Clarendon, Ark. . . . . 50				
Atherton, Cal. . . . . 125, 126	Buhl, Ida. . . . . 66	Cleveland, Ohio . . . . . 74, 75				
Atlanta, Ga. . . . . 1, 2	Bullis, Tex. . . . . 6, 16	Cleveland, Tex. . . . . 43				
Atwater, Cal. . . . . 111, 112	Burbank, Cal. . . . . 95, 96, 111, 112, 134	Clifton, Ariz. . . . . 22				
Auburn, Cal. . . . . 62, 63, 71	Burke, Tex. . . . . 43	Cline, Tex. . . . . 6, 16				
Aurora, Ore. . . . . 78, 81	Burlingame, Cal. . . . . 98, 125, 126	Clint, Tex. . . . . 6, 16				
Austin, Nev. . . . . 68	Burney, Cal. . . . . 67	Clipper Gap, Cal. . . . . 62, 63				
Austin, Tex. ★ . . . . 49	Butler Road, Cal. 125, 126	Cloverdale, Cal. . . . . 127				
Avalon, Cal. . . . . 133	Butte, Mont. . . . . 66	Coachella, Cal. . . . . 9, 14				
Avon, Cal. . . . . 111, 112	Bylas, Ariz. . . . . 23	Cobre, Nev. . . . . 62, 63				
Astec, Ariz. . . . . 8, 15	Byron, Cal. . . . . 111, 112	Cochise, Ariz. . . . . 8, 15				
Azusa, Cal. . . . . 132	<b>C</b>	Cofax, Cal. . . . . 62, 63, 71				
	Cabazon, Cal. . . . . 9	College Park, Cal. 125, 126				
	Cade, La. . . . . 5, 17	College Station, Tex. . . . . 38				
	Caldwell, Ida. . . . . 70	Colorado Springs, Colo. . . . . 7, 18, 38, 72				
	Calixico, Cal. . . . . 3, 4, 9, 14, 73	Colton, Cal. . . . . 1, 2, 9, 14, 131				
	Caliente, Cal. . . . . 111, 112	Columbus, N. M. . . . . 8, 15				
	California Ave., Cal. . . . . 98, 100, 125, 126	Columbus, Tex. . . . . 5, 17				
	Calipatria, Cal. . . . . 9, 14	Colusa, Cal. . . . . 79, 80, 86				
		Compton, Cal. . . . . 133				
		Constock, Tex. . . . . 6, 16				
		Concepcion, Cal. . . . . 95, 96				
		Converse, Tex. . . . . 5, 17				
		Cooldige, Ariz. . . . . 8, 15				
		Cooldige Dam, Ariz. . . . . 23				
		Coos Bay, Ore. . . . . 76, 77, 88, 129				
		Coos Jct., Ore. . . . . 88				
		Coquille, Ore. . . . . 88, 129				



**it's fun** to ride the streamlined "Golden State." This great streamliner offers luxurious lounge and dining cars, all types of modern Pullman accommodations, comfortable reclining chair cars. Fast service over the low altitude route between Chicago and Los Angeles via Southern Arizona.





**it's fun** to ride the **Sunset Limited** between New Orleans and Los Angeles. Relax and enjoy yourself in the fascinating French Quarter Lounge. And savor the wonderful food of the Audubon Dining Room—a match for the best in New Orleans eating. It all adds up to as picturesque and enjoyable a trip as you could wish for.

Table No.

San Leandro, Cal.	103
San Lucas, Cal.	95, 96
San Luis Obispo, Cal.	10, 12, 92, 94, 95, 96
San Mateo, Ariz.	34
San Mateo, Cal.	95, 96, 98, 125, 126
San Miguel, Cal.	95, 96
San Pablo, Cal.	123, 124
San Pedro, Cal.	133
San Rafael, Cal.	127, 128
San Simon, Ariz.	8, 15
Santa Ana, Cal.	133
Santa Anita, Cal.	132
Santa Barbara, Cal.	132
Sunset Route.	1, 2, 10, 12
Golden State Route.	10, 12
Shasta Route.	109
Coast Line.	92, 94
95, 96, 104, 109	
Santa Cruz.	104
Santa Catalina Island.	133
Santa Clara, Cal.	125, 126
Santa Cruz, Cal.	10, 12, 98, 99, 104
Davenport.	105
Los Angeles.	104
Santa Fe Springs, Cal.	133
Santa Margarita, Cal.	95, 96
Santa Monica, Cal.	134
Santa Rosa, Cal.	91, 127
Santa Rosa, N. M.	7, 18
Santa Susana, Cal.	95, 96
Sargent, Cal.	95, 96
Sateuma, Tex.	38
Saugus, Cal.	111, 112
Schertz, Tex.	5, 17
Schriever, Tex.	5, 17
Schulenburg, Tex.	5, 17
Schurz, Nev.	69
Scotts, Cal.	127
Sea Beach, Cal.	133
Seaside, Cal.	93, 94, 95, 96
Seattle, Wash.	76, 77, 82, 83
Seco, Tex.	6, 16
Seguin, Tex.	5, 17
Selby, Cal.	123, 124
Selma, Cal.	111, 112
Sentinel, Ariz.	8, 15
Separ, N. M.	8, 15
Sequoyia Natl. Park, Cal.	121
Shasta Dam.	86
Shasta Springs, Cal.	79, 80
Shedd, Ore.	78, 81
Shelbyville, Ind.	75
Shepherd, Tex.	43
Sherridan, Cal.	79, 80
Shoshone, Ida.	66
Shreveport, La.	37, 43
Shumla, Tex.	6, 16
Sierra Blanca, Tex.	6, 16
Sierra Madre, Cal.	132
Silver City, N. M.	20, 21
Siskiyou, Ore.	78, 81
Small, Tex.	6, 16
Soda Springs, Cal.	62, 63
Solana, N. M.	27
Soladad, Cal.	95, 96
Solomon, Ariz.	23
Sonoma, Cal.	91
Sonoma State Home.	91
South Arcadia, Cal.	132
South Bend, Ind.	75
South Fork, Cal.	127
South San Francisco, Cal.	125, 126
Sparks, Nev.	60, 61, 62, 63, 69
Spartanburg, S. C.	1, 2
Spindora, Tex.	43
Spofford, Tex.	6, 16, 51
Spokane, Wash.	66, 77, 78, 81
Springfield, Ill.	75
Springfield, Ore.	78, 81
Stanford University—See Palo Alto, Cal.	
St. Helena, Cal.	100, 101, 103, 125, 126

Table No.

St. Louis, Mo.	20
Sunset Route.	1, 2, 42, 45, 50
Golden State Route.	3, 4, 7, 18, 73
Overland Route.	60, 61, 72, 75
St. Paul, Minn.	3, 4, 7, 18, 72, 73
Steger, Cal.	123, 124
Steins, N. M.	8, 15
Stockton, Cal.	62, 63
Overland Route.	62, 63
Shasta Route.	76, 77, 79, 80
San Joaquin Valley.	108, 111, 112, 113, 115, 118, 119
Strathmore, Cal.	115
Stuttgart, Ark.	50
Sugar Bowl, Cal.	62, 63
Sugar Land, Tex.	5, 17
Suisun-Fairfield, Cal.	62, 63, 79, 80, 123, 124
Sulphur, La.	5, 17
Sunland, Cal.	133
Sunnyvale, Cal.	125, 126
Sunset Beach, Cal.	133
Surf, Cal.	95, 96
Susanville, Cal.	67
Sutherland, Ore.	78, 81
Sweetwater, Tex.	42
Syracuse, N. Y.	74
Tacoma, Wash.	76, 77, 82
Talent, Ore.	78, 81
Tangair, Cal.	95, 96
Tangent, Ore.	78, 81
Tavener, Tex.	5, 17
Taylor, N. M.	27
Tecate, Mex.	19
Tecoma, Nev.	62, 63
Tehachapi, Cal.	111, 112
Tehama, Cal.	79, 80
Tempe, Ariz.	8, 15
Temple City, Cal.	132
Templeton, Cal.	95, 96
Tenaha, Tex.	43
Tepec, Mex.	58
Terlingua, Tex.	57
Terre Haute, Ind.	75
Tesusa, Tex.	6, 16
Texarkana, Tex.	42, 50
Thatcher, Ariz.	23
The Dalles, Ore.	84, 85
Thermal, Cal.	9, 14
Thorne, Nev.	69
Thornton, Tex.	38
Three Rivers, N. M.	7, 18
Tijuana, Mex.	19
Timpson, Tex.	43
Tipton, Cal.	111, 112
Toledo, Ohio.	75
Tolenas, Cal.	123, 124
Toltec, Ariz.	8, 15
Tombstone, Ariz.	24
Topeka, Kan.	3, 4, 7, 18, 72, 73
Torney, Cal.	123, 124
Tornillo, Tex.	6, 16
Toronto, Ont.	75
Torreon, Mex.	40
Towle, Cal.	62, 63
Tracy, Cal.	108, 109, 111, 112, 114, 115, 116, 119
Traver, Cal.	111, 112
Trenton, N. J.	74
Trinidad, Cal.	128
Truckee, Cal.	60, 61, 62, 63
Tucson, Ariz.	1, 2, 3, 4, 8, 15, 23, 34, 40, 58, 73
Tucuman, N. M.	3, 4, 7, 18, 27, 73
Tujunga, Cal.	133
Tulare, Cal.	108, 111, 112, 113, 114, 115, 116, 121
Tularosa, N. M.	7, 18
Tule Lake, Cal.	67, 85
Turlock, Cal.	111, 112
Turner, Ore.	78, 81
Tuscaloosa, Ala.	41

Table No.

Twenty Nine Palms	26
Twenty-third St., Cal.	125, 126
Twin Falls, Ida.	66, 69
U	
Ukiah, Cal.	127
Umli, Ore.	78, 81
Upland, Cal.	9, 14, 132
Urbana, Tex.	43
Uvalde, Tex.	6, 16
V	
Vail, Ariz.	8, 15
Valentine, Tex.	6, 16
Vallejo, Cal.	91
110, 111, 112, 123, 124	
Vancouver, B. C.	76, 77, 83
Vancouver, Wash.	82
Van Nuys, Cal.	134
Vasons Jct., Cal.	98
Vaughn, N. M.	7, 18
Venice, Cal.	134
Ventura, Cal.	92, 94, 95, 96, 107
Verdi, Nev.	62, 63
Victoria, B. C.	83
Vina, Cal.	79, 80
Vinton, La.	5, 17
Visalia, Cal.	115, 121
W	
Wabuska, Nev.	69
Waco, Tex.	49
Waelder, Tex.	5, 17
Wakefield, Tex.	43
Walla Walla, Wash.	84
Waller, Tex.	38
Washington, D. C.	1, 2, 74, 75
Watsonville, Cal.	10, 12, 104
Watsonville Jct., Cal.	10, 12, 92, 93, 95, 96
Watts, Cal.	133
Weaverville, Cal.	90
Weed, Cal.	78, 81
Weimar, Cal.	62, 63
Weimar, Tex.	5, 17
Wellborn, Tex.	38
Wells, Nev.	62, 63, 70
Wellton, Ariz.	8, 15
Welsh, La.	5, 17
Weso, Nev.	62, 63
West Applegate, Cal.	62
Westfir, Ore.	78, 81
West Fork, Ore.	78, 81
West Hollywood, Cal.	134
West Los Angeles, Cal.	134
Westwood, Cal.	67
Westwood, (M.C.L.), Cal.	134
Wheatland, Cal.	79, 80
Whetstone, Ariz.	8, 15
White Sands National Monument, N. M.	29
Whittier, Cal.	133
Willcox, Ariz.	8, 15, 23
Williams, Cal.	79, 80, 86
Willits, Cal.	127, 130
Willows, Cal.	79, 80
Wilmer, Tex.	38
Wilmington, Cal.	133
Windsor, Cal.	127
Windsor, Ont.	75
Winnemucca, Nev.	62, 63, 70
Wolf Creek, Ore.	78, 81
Woodburn, Ore.	78, 81
Woodford, Cal.	111, 112
Woodland, Cal.	79, 80
Wortham, Tex.	38
Y	
Yamasa, Ore.	78, 81
Yerington, Nev.	71
Yolo, Cal.	79, 80
Yoncalis, Ore.	78, 81
Yosemite National Park	120
Yosemite Valley, Cal.	120
Youngstown, Ohio.	75
Yountville, Cal.	91
Yreka Inn, Cal.	78, 81
Ysleta, Tex.	6, 16
Yuma, Ariz.	1, 2, 3, 4, 8, 9, 14, 15, 73
Z	
Zamorra, Cal.	79, 80

Table No.

Paduach, Ky.	41
Paisano, Tex.	6, 16
Paisiade, Nev.	62, 63
Palmdale, Cal.	111, 112
Palmer, Tex.	38
Palms, Cal.	134
Palm Springs, Cal.	1, 2, 3, 4, 9, 14, 32, 73
Palm Springs Village.	32
Palo Alto, Cal.	10, 12, 92, 93, 95, 96, 98, 100, 125, 126
Paloma, Tex.	125, 126
Panama, Tex.	51
Pantano, Ariz.	15
Paragould, Ark.	50
Pasadena, Cal.	9, 14, 131
Paso Robles, Cal.	94, 95, 96
Pastura, N. M.	7, 18
Patagonia, Ariz.	25
Patterson, Cal.	111, 112, 114
Patterson, La.	5, 17
Paul Ave, Cal.	125, 126
Faxton, Tex.	43
Pendleton, Ore.	84
Penryn, Cal.	62
Peridot, Ariz.	23
Petaluma, Cal.	127
Philadelphia, Pa.	1, 2, 74, 75
Phoenix, Ariz.	1, 2, 3, 4, 8, 15, 35, 40, 73
Picacho, Ariz.	8, 15
Pico, Cal.	133
Pima, Ariz.	23
Pine Bluff, Ark.	50
Pine Ridge, Ore.	78
Pismo, Cal.	123, 124
Pismo, Cal.	95, 96
Pittsburg, Cal.	111, 112
Pittsburgh, Pa.	74, 75
Pixley, Cal.	111, 112
Placerville, Cal.	65
Playa del Rey, Cal.	134
Pleasanton, Cal.	116, 117
Pocatello, Ida.	66
Pomona, Cal.	3, 4, 132
Port Arthur, Tex.	56
Port Chicago, Cal.	111, 112

Table No.

Port Costa.	123, 124
Porter, Tex.	43
Porterville, Cal.	115
Portland, Ore.	76, 77, 78, 81, 82, 84, 88, 128, 129
Shasta Route.	66
San Joaquin Valley.	109, 111, 112
Port Orford, Ore.	129
Prairie View, Tex.	38
Preston, La.	43
Promontory Point, Utah	62, 63
Pueblo, Colo.	7, 18, 73
Puente, Cal.	9, 14
Pumpville, Tex.	6, 16
Q	
Queretaro, Mex.	40
R	
Raceland Jct., La.	5, 17
Randolph Field, Tex.	5, 17
Ravendale, Cal.	67
Rawlins, Wyo.	72
Rayna, La.	5, 17
Red Bluff, Cal.	79, 80
Redding, Cal.	67, 77, 79, 80, 86, 90
Red House, Nev.	63
Redlands, Cal.	9, 14, 131
Redondo, Mex.	134
Redondo Beach, Cal.	134
Redwood City, Cal.	95, 96, 98, 125, 126
Redwood Empire Tour.	128
Reedsport, Ore.	88
Reno, Nev.	60, 61, 62, 63, 67, 68, 71
Rialto, Cal.	132
Rice, Tex.	38
Richfield, Cal.	79, 80
Richland, Tex.	38
Richmond, Cal.	62, 63
Overland Route.	62, 63
Shasta Route.	79, 80
San Joaquin Valley.	108, 111, 112, 113, 115, 118, 119
S. F.—Sacramento	123, 124
Safford, Ariz.	23
Salem, Ore.	76, 77, 78, 81
Salida, Cal.	111, 112
Salinas, Cal.	10, 12, 92, 93, 94, 95, 96, 104
Salt Lake City, Utah	60, 61, 62, 63, 66
Salton, Cal.	9, 14
San Antonio, Tex.	1, 2, 5, 6, 16, 17, 37, 40, 45, 53

Table No.

Richmond, Ind.	75
Richmond, Tex.	5, 17
Richmond, Va.	75
Richvale, Cal.	79, 80
Riddle, Ore.	78, 81
Ridge, Cal.	127
Ripon, Ariz.	8, 15
Ripon, Cal.	111, 112
Riverside, Cal.	131, 132
Roanoke, La.	5, 17
Rock Island, Ill.	7, 18
Rocklin, Cal.	62, 63
Rockwood, Cal.	9, 14
Rodeo, Cal.	123, 124
Rodeo, N. M.	8, 15
Rogue River, Ore.	78, 81
Roseburg, Ore.	78, 81, 87
Roseburg, Tex.	5, 17
Rosefield, Tex.	6, 16
Roseville, Cal.	62, 63, 79, 80
Roswell, N. M.	36
Roy, N. M.	27
Royal Gorge, Colo.	72
S	
Sabinal, Tex.	6, 16
Sacramento, Cal.	60, 61, 62, 63, 65, 67, 71, 72
Overland Route.	60, 61, 62, 63, 65, 67, 71, 72
Shasta Route.	76, 77, 79, 80
San Joaquin Valley.	108, 111, 112, 113, 115, 118, 119
S. F.—Sacramento	123, 124
Safford, Ariz.	23
Salem, Ore.	76, 77, 78, 81
Salida, Cal.	111, 112
Salinas, Cal.	10, 12, 92, 93, 94, 95, 96, 104
Salt Lake City, Utah	60, 61, 62, 63, 66
Salton, Cal.	9, 14
San Antonio, Tex.	1, 2, 5, 6, 16, 17, 37, 40, 45, 53

Table No.

San Ardo, Cal.	95, 96
San Bernardino, Cal.	131, 132
San Bruno, Cal.	125, 126
San Carlos, Ariz.	23
San Carlos, Cal.	125, 126
Sanderson, Tex.	6, 16
San Diego, Cal.	92, 97, 108
San Dimas, Cal.	132
San Fernando, Cal.	111, 112, 134
San Francisco, Market St.	79, 80
Sunset Route.	1, 2, 11, 13
Overland Route.	60, 61, 62, 63, 67, 72
Shasta Route.	76, 77, 79, 80
Coast Line.	10, 12, 92, 95, 96, 101
San Joaquin Valley.	108, 109, 111, 112, 115, 117
Los Banos-Fresno.	114
Yosemite Valley.	119
Martinez-Sacramento	123, 124
N.W.P.	127, 128
S. F.—San Jose	101
San Francisco, 3rd St., Cal.	91
Sunset Route.	1, 2, 10, 12
Coast Line.	92, 93, 95, 96, 109
Santa Cruz.	98
S.F.—San Jose	100, 125, 126
San Gabriel, Cal.	9, 14, 132
San Jose, Cal.	91
Sunset & Golden State Routes.	10, 12
Coast Line.	92, 93, 95, 96, 109
San Joaquin Valley.	109, 116
Santa Cruz.	98, 99
San Francisco	100, 101, 103, 125, 126

# TIMES SHOWN BELOW ARE STANDARD TIME

## SUNSET ROUTE • WESTBOUND

NEW ORLEANS - HOUSTON - SAN ANTONIO - EL PASO - SOUTHERN ARIZONA - LOS ANGELES (SAN DIEGO)

Table 1 (A)	Sunset Limited No. 1 Daily Example	Argonaut No. 5 Daily Example		
Lv New Orleans, La. (C.T.)...Sou.Pac.	11 45 Su	10 30 Sa	Sa	Sa
Lv Houston, Tex.....	7 40 Su	8 35 Su	Su	Su
Lv San Antonio, Tex. (C.T.).....	12 15 Su	2 50 Su	Su	Su
Ar El Paso, Tex. (M.T.).....	11 40 Su	6 40 Su	Su	Su
Lv Dallas, Tex. (C.T.).....T.&P.	7 50 Su	9 40 Sa	Sa	Sa
Lv Fort Worth, Tex.....	9 30 Su	11 00 Sa	Sa	Sa
Ar El Paso, Tex. (M.T.).....T.&P.	10 30 Su	1 15 Su	Su	Su
Lv El Paso, Tex. (M.T.).....Sou.Pac.	11 55 Su	7 20 Su	Su	Su
Lv Deming, N. M.....				
Lv Lordsburg, N. M.....				
Lv Bowie, Ariz.....				
Lv Douglas, Ariz.....	3 40 Mo	12 05 Mo	Mo	Mo
Ar Bisbee Jct., Ariz.....	4 08 Mo	12 42 Mo	Mo	Mo
Ar Bisbee, Ariz.....Bus	4 33 Mo	1 07 Mo	Mo	Mo
Lv Bisbee, Ariz.....	3 33 Mo	12 12 Mo	Mo	Mo
Ar Tucson, Ariz.....Sou.Pac.	5 55 Mo	3 10 Mo	Mo	Mo
Lv Tucson, Ariz.....	6 05 Mo	3 35 Mo	Mo	Mo
Ar Chandler, Ariz.....	d 7 40 Mo			
Ar Mesa, Ariz.....	c 7 49 Mo			
Ar Phoenix, Ariz.....	8 20 Mo			
Ar Maricopa, Ariz.....		5 26 Mo	Mo	Mo
Ar Yuma, Ariz. (M.T.).....	11 30 Mo	9 30 Mo	Mo	Mo
Lv Yuma, Ariz. (P.T.).....	10 45 Mo	8 55 Mo	Mo	Mo
Ar Indio, Cal.....	12 42 Mo	11 04 Mo	Mo	Mo
Ar Palm Springs, Cal.....	f 1 19 Mo	11 55 Mo	Mo	Mo
Ar Colton, Cal.....	2 28 Mo	1 13 Mo	Mo	Mo
Ar Alhambra, Cal. (Pasadena) #	3 50 Mo	2 50 Mo	Mo	Mo
Ar Los Angeles, Cal. (Un. Sta.)	4 15 Mo	3 15 Mo	Mo	Mo

Frequent Service to San Diego (see Table 92).

**Los Angeles, Santa Barbara, San Francisco**

Daily Service	No. 51	No. 99	No. 57	No. 95	No. 75
Lv Los Angeles (Union Sta.)	6 20	7 15	4 50	6 45	8 00
Ar Santa Barbara, Cal.....	9 30	9 30	9 10	10 27	
Ar San Francisco (3rd St.)	5 00	5 45	8 00		
Ar San Francisco (Mkt. St.)	6 20	7 15	8 00	8 50	

EXTRA FARES—"SUNSET LIMITED"		Coach Class (One-Way)	First Class (One-Way)
Between (Example Fares)			
New Orleans and Beaumont.....	\$ .50	\$ 1.00	
New Orleans and El Paso.....	1.50	4.50	
New Orleans and Houston.....	.50	1.00	
New Orleans and Los Angeles.....	3.50	10.00	
New Orleans and Palm Springs.....	3.00	9.00	
New Orleans and Phoenix.....	2.00	6.00	
New Orleans and San Antonio.....	.75	1.50	
Beaumont and Los Angeles.....	3.00	9.00	
Beaumont and Phoenix.....	1.75	5.50	
Houston and Los Angeles.....	3.00	9.00	
Houston and Palm Springs.....	2.50	8.00	
Houston and Phoenix.....	1.75	5.50	
San Antonio and Los Angeles.....	2.75	8.50	
San Antonio and Palm Springs.....	2.25	7.50	
San Antonio and Phoenix.....	1.50	4.50	
El Paso and Los Angeles.....	2.00	5.50	
El Paso and Phoenix.....	1.00	2.75	
Phoenix and Los Angeles.....	1.50	4.00	
Phoenix and Palm Springs.....	1.00	3.00	

(10% Federal Tax not included)

Examples of fares shown are for adults; half of adult service charges for children 5 years of age and under 12. No charge for children under 5 when accompanied by parent or guardian.

**TRAIN 1 STREAMLINER SUNSET LIMITED—EXTRA FARE**

**New Orleans, El Paso, Los Angeles**  
(Open for occupancy 10:00 PM. at New Orleans)

**Full Lounge Car:** ★ New Orleans to Los Angeles. (For Pullman passengers.) (Shower Bath and Valet Service.)

**Standard Sleepers:**  
★ New Orleans to Los Angeles.  
(6 BR., 10 Rmts.) Car 15.  
(6 BR., 10 Rmts.) Car 16.  
(6 BR., 10 Rmts.) Car 17.  
(6 BR., 10 Rmts.) Car 19.

★ Dallas to Los Angeles. (On T. & P. No. 1 to El Paso.) (6 BR., 10 Rmts.) Car 14.

**Chair Cars:** Please reserve seats in advance.  
★ New Orleans to Los Angeles. Cars 10-11-12.  
★ New Orleans to San Antonio. Car 14.  
★ El Paso to Los Angeles. Car 13.  
Pillow service available at nominal charge.

**Dining Car:** ★ New Orleans to Los Angeles.  
**Coffee Shop Lounge Car:** ★ New Orleans to Los Angeles. (For Chair Car passengers)

**News Agent Service.**  
Tickets Honored: Ask Agents.

**TRAIN 5 ARGONAUT**

**New Orleans, El Paso, Los Angeles**

**Full Lounge Car:** ★ New Orleans to Los Angeles. (For Pullman passengers.)

**Standard Sleepers:** ★ New Orleans to Los Angeles. (8 Sec., 5 BR.) Car 53.

★ New Orleans to Los Angeles. (10 Sec., 1 DR., 2 Compts.) Car 54  
★ New Orleans to San Antonio. (10 Sec., 1 DR., 2 Compts.) Car 55 (occupancy at San Antonio until 8:00AM).  
★ San Antonio to Los Angeles. (10 Sec., 1 DR., 2 Compts.) Car 55 (occupancy at San Antonio 9:30PM).

**Diner:** ★ New Orleans to Los Angeles.  
**Chair Cars:** ★ New Orleans to Los Angeles.  
Pillow service available at nominal charge.

**News Agent Service:**  
Tickets Honored: All classes.

**(B) CONNECTIONS AT NEW ORLEANS**

WESTBOUND	Daily Example	Daily Example	Daily Example
Lv New York, N. Y. (E.T.) B. & O.	11 00 Fr	5 20 Th	
Lv Philadelphia, Pa. (E.T.)	1 30 Fr	7 47 Th	
Ar Washington, D. C. (E. T.)	4 05 Fr	10 25 Th	
Ar New Orleans, La. (C.T.) Sou.-L&N	6 45 Sa	8 05 Sa	
Lv New York, N. Y. (E.T.) P. R. R.	11 30 Fr	4 25 Fr	7 30 Th
Lv Chattanooga, Tenn. (E.T.) Sou.Ry.	7 25 Sa	5 25 Fr	7 00 Sa
Ar New Orleans, La. (C.T.)	8 50 Sa	8 50 Sa	
Lv Chicago, Ill. (C.T.) I. C.	7 50 Fr	6 00 Fr	7 45 Fr
Lv St. Louis, Mo. (C.T.)	9 40 Fr	6 45 Fr	11 17 Fr
Lv Memphis, Tenn. (C.T.)	5 25 Fr	2 30 Sa	9 00 Sa
Ar New Orleans, La. (C.T.)	12 15 Sa	9 30 Sa	5 20 Sa
Lv Cincinnati, O. (E.T.) Sou. Ry.	8 00 Fr	8 45 Fr	
Ar New Orleans, La. (C.T.)	8 50 Sa	7 00 Sa	
Lv Cincinnati, O. (E.T.) B. & O.	6 30 Fr	10 10 Fr	
Ar New Orleans, La. (C.T.) I. C.	5 20 Sa	8 45 Sa	
Lv Cincinnati, O. (E.T.) L. & N.	9 00 Fr	8 00 Fr	
Ar New Orleans, La. (C.T.)	7 10 Sa	3 10 Sa	
Lv Miami, Fla. (E.T.) SAL	9 00 Fr		
Lv Jacksonville, Fla. (E.T.) SAL	5 00 Fr		
Ar New Orleans, La. (C.T.) L. & N.	7 10 Sa		

**COAST TO COAST SERVICE**

**(C) WASHINGTON-SUNSET ROUTE**

**New York, Washington, Atlanta, Montgomery, New Orleans, El Paso, Los Angeles**

Daily Service	No. 37	No. 33
Lv New York, N. Y. (E.T.) Penn.	6 20 Fr	10 25 Th
Lv Philadelphia (North), Pa.....	6 32 Fr	12 01 Th
Lv Baltimore, Md.....	6 15 Fr	1 40 Fr
Lv Washington, D. C.....Sou. Ry.	6 10 Fr	3 00 Fr
Lv Danville, Va.....	6 11 Fr	8 35 Fr
Lv Greensboro, N. C.....	6 12 Sa	9 55 Fr
Lv Spartanburg, S. C.....	6 34 Sa	2 02 Fr
Lv Atlanta, Ga. (E.T.) A. & W. P.	8 35 Sa	7 15 Fr
Lv Montgomery, Ala. (C.T.) L. & N.	11 40 Sa	11 10 Fr
Ar New Orleans, La. (C.T.)	6 45 Sa	8 05 Sa
Daily Service	No. 5	No. 6
Lv New Orleans, La. (C.T.) S. P.	11 45 Sa	10 30 Sa
Ar Houston, Tex.....	7 20 Su	8 00 Sa
Ar San Antonio, Tex. (C.T.)	11 59 Su	2 15 Su
Ar El Paso, Tex. (M.T.)	11 40 Su	6 40 Su
Ar Los Angeles (Union Sta.) (P.T.)	4 15 Mo	3 15 Mo

**(D) "SOUTHERNER"-SUNSET ROUTE**

**New York, Washington, Birmingham, New Orleans, El Paso, Los Angeles**

The Southerner (Streamlined Train)—Daily		No. 47
Lv New York, N. Y. (E.T.)	The Southerner Penn.	4 25 Fr
Lv Philadelphia (North), Pa.....	"	5 56 Fr
Lv Baltimore, Md.....	"	7 35 Fr
Lv Washington, D. C.....	Sou. Ry.	8 30 Fr
Lv Danville, Va.....	"	1 14 Sa
Lv Greensboro, N. C.....	"	2 14 Sa
Lv Spartanburg, S. C.....	"	5 40 Sa
Lv Atlanta, Ga. (E.T.)	"	10 00 Sa
Lv Birmingham, Ala. (C.T.)	"	1 15 Sa
Ar New Orleans, La. (C.T.)	The Southerner	8 50 Sa
Daily Service		No. 1
Lv New Orleans, La. (C.T.)	Sunset Ltd. S. P.	11 45 Sa
Ar Houston, Tex.....	"	7 20 Su
Ar San Antonio, Tex. (C.T.)	"	11 59 Su
Ar El Paso, Tex. (M.T.)	"	11 40 Su
Ar Los Angeles (Un. Station) (P.T.)	Sunset Ltd.	4 15 Mo

★ Regularly assigned cars are air-conditioned.  
All PM time in Dark faced figures.  
E.T.—Eastern Standard Time.  
C.T.—Central Standard Time.  
M.T.—Mountain Standard Time.  
P.T.—Pacific Standard Time.  
●—No. 17—Change Birmingham to "The Southerner" No. 47.

◆—Operates via San Joaquin Valley Line, arriving San Francisco (Market St. Station).  
○—Train 75-73.  
■—Coach seats reserved—Reservation charge applying.  
■—Open for occupancy 10:00PM.  
■—Coach passengers leave New York 8:30AM, North Philadelphia 9:57AM, Baltimore 11:35AM, Washington 1:30PM, Greensboro 9:15PM, Ar Atlanta 6:30AM (E.T.)

■—Stops on flag to entrain pay passengers for Palm Springs or beyond; discharge from El Paso or beyond.  
■—Stops on flag to detrain pay passengers from El Paso or beyond; also entrain for Colton or beyond.  
■—Open for occupancy 9:30PM.  
■—Flag stop.  
■—On call taxi service between Alhambra and Pasadena City Ticket office, 148 East Colorado Blvd. Consult Agent for details.

TIMES SHOWN BELOW ARE STANDARD TIME

# SUNSET ROUTE • EASTBOUND

LOS ANGELES (SAN DIEGO) - SOUTHERN ARIZONA - EL PASO - SAN ANTONIO - HOUSTON - NEW ORLEANS

Table 2		Sunset Limited No. 2 Daily Example	Argonaut No. 6 Daily Example
(A)			
Lv Los Angeles, Cal. (Un. Sta.) Sou. Pac.		8 00 Su	9 00 Su
Lv Alhambra, Cal. (Pasadena) #		8 20 Su	9 20 Su
Lv Colton, Cal.		9 24 Su	10 35 Su
Lv Palm Springs, Cal.		10 30 Su	11 56 Su
Lv Indio, Cal.		11 02 Su	12 40 Mo
Ar Yuma, Ariz. (P.T.)		1 15 Mo	3 35 Mo
Ar Yuma, Ariz. (M.T.)		2 25 Mo	4 55 Mo
Lv Maricopa, Ariz.			8 57 Mo
Ar Phoenix, Ariz.		5 15 Mo	
Lv Phoenix, Ariz.		5 30 Mo	
Ar Mesa, Ariz.		5 55 Mo	
Ar Chandler, Ariz.		6 05 Mo	
Ar Tucson, Ariz.		7 45 Mo	10 55 Mo
Lv Tucson, Ariz.		7 55 Mo	11 30 Mo
Ar Bisbee Jct., Ariz.		10 01 Mo	
Ar Bisbee, Ariz.	Bus	10 26 Mo	
Lv Bisbee, Ariz.		9 26 Mo	
Lv Douglas, Ariz. Sou. Pac.		10 35 Mo	
Ar Bowie, Ariz.			2 55 Mo
Ar Lordsburg, N. M.			4 10 Mo
Ar Deming, N. M.			5 25 Mo
Ar El Paso, Tex. (M.T.)		2 10 Mo	7 20 Mo
Lv El Paso, Tex. (M.T.) T.&P.		2 55 Mo	12 50 Tu
Ar Fort Worth, Tex. (C.T.)		6 00 Tu	3 55 Tu
Ar Dallas, Tex. (C.T.)		7 15 Tu	5 50 Tu
Lv El Paso, Tex. (M.T.) Sou. Pac.		2 30 Mo	8 05 Mo
Ar San Antonio, Tex. (C.T.)		3 40 Tu	2 10 Tu
Ar Houston, Tex.		8 20 Tu	8 45 Tu
Ar New Orleans, La. (C.S.T.)		4 15 Tu	7 00 We

## SUNSET LIMITED

NEW ORLEANS  
LOS ANGELES



FRENCH QUARTER LOUNGE

One of America's finest and most modern trains.

### TRAIN 2 STREAMLINER, SUNSET LIMITED—EXTRA FARE

**Los Angeles, El Paso, New Orleans**  
**Full Lounge Car:** ★ Los Angeles to New Orleans. (For Pullman passengers.) (Shower Bath and Valet Service.)  
**Standard Sleepers:** ★ Los Angeles to New Orleans.  
 (6 BR., 10 Rmts.) Car 26.  
 (6 BR., 10 Rmts.) Car 27.  
 (6 BR., 10 Rmts.) Car 29.  
 ★ Los Angeles to San Antonio. (Occupancy at San Antonio until 8:00 AM.) (6 BR., 10 Rmts.) Car 25.  
 ★ San Antonio to New Orleans (open at San Antonio 9:30 PM). (6 BR., 10 Rmts.) Car 25.  
 ★ Los Angeles to Dallas. (On T. & P. No. 8 from El Paso.) (6 BR., 10 Rmts.) Car 24.  
**Chair Cars:** Please reserve seats in advance.  
 ★ Los Angeles to New Orleans. Cars 20-21-22.  
 ★ Los Angeles to El Paso. Car 23.  
 ★ San Antonio to New Orleans. Car 23.  
 Pillow service available at nominal charge.  
**Dining Car:** ★ Los Angeles to New Orleans.  
**Coffee Shop Lounge Car:** ★ Los Angeles to New Orleans. (For chair car passengers.)  
**News Agent Service.**  
**Tickets Honored:** Ask Agents.

### TRAIN 6 ARGONAUT

**Los Angeles, El Paso, New Orleans**  
**Full Lounge Car:** ★ Los Angeles to New Orleans. (For Pullman passengers.)  
**Standard Sleepers:** ★ Los Angeles to New Orleans. (8 Sec., 5 BR.) Car 64.  
 ★ Los Angeles to New Orleans. (10 Sec., 1 DR., 2 Compts.) Car 65.  
 ★ Los Angeles to New Orleans. (10 Sec., 1 DR., 2 Compts.) Car 66.  
 ★ Houston to New Orleans. (8 Sec., 5 BR.) Car 67.  
**Dining Car:** ★ Los Angeles to New Orleans. (No dinner service from Los Angeles.)  
**Chair Cars:** ★ Los Angeles to New Orleans.  
 Pillow service available at nominal charge.  
**News Agent Service.**  
**Tickets Honored:** All Classes.

### San Francisco, Santa Barbara, Los Angeles

Daily Service	No. 52	No. 98	No. 94	No. 58	No. 76
Lv San Francisco (3rd St.)	7 15	6 45		8 00	
Lv San Francisco (Mkt. St.)	6 20			7 00	
Lv Santa Barbara, Cal.	2 42	3 07		5 10	
Ar Los Angeles (Union St.)	6 30	5 00	5 45	10 30	8 00

★ Argonaut and Sunset Limited are air-conditioned and AIR-COOLED All Year

## COAST TO COAST SERVICE

### (B) CONNECTIONS AT NEW ORLEANS

EASTBOUND	Daily Example	Daily Example	Daily Example
Lv New Orleans, La. (C.T.) L.&N. Sou.	10 40 We	11 00 Tu	
Lv Washington, D. C. (E.T.) B.&O.	11 59 Fr	7 00 Th	
Ar Philadelphia, Pa. (E.T.)	3 22 Fr	9 27 Th	
Ar New York, N.Y. (E.T.) 42d St.	6 35 Fr	11 55 Th	
Lv New Orleans, La. (C.T.) Sou. Ry.	8 00 We	9 00 Tu	8 00 We
Ar Chattanooga, Tenn. (E.T.)	8 20 We	11 59 We	
Ar New York, N.Y. (E.T.) PRR	4 45 Th	11 45 Th	1 20 Th
Lv New Orleans, La. (C.T.) L.C.	7 15 We	4 15 Tu	
Ar Memphis, Tenn. (C.T.)	1 45 We	10 50 Tu	
Ar St. Louis, Mo. (C.T.)	9 00 We	7 38 We	
Ar Chicago, Ill. (C.T.)	11 40 We	8 45 We	
Lv New Orleans, La. (C.T.) Sou. Ry.	6 80 We	9 00 Tu	
Ar Cincinnati, O. (E.T.)	7 55 Th	8 45 We	
Lv New Orleans, La. (C.T.) I.C.	7 15 We	4 15 Tu	
Ar Cincinnati, O. (E.T.) B&O	12 30 Th	5 35 We	
Lv New Orleans, La. (C.T.) L.&N.	10 40 We	9 00 Tu	
Ar Cincinnati, O. (E.T.)	7 45 Th	9 15 We	
Lv New Orleans, La. (C.T.) L&N	5 00 We	11 00 Tu	
Ar Jacksonville, Fla. (E.T.) SAL	8 45 Th	5 30 We	
Ar Miami, Fla. (E.T.) SAL	4 25 Th	8 30 Th	

★ Regularly assigned cars are air-conditioned.  
 All PM time in Dark faced figures.  
 P.T.—Pacific Standard Time.  
 M.T.—Mountain Standard Time.  
 C.T.—Central Standard Time.  
 E.T.—Eastern Standard Time.  
 a—Open for occupancy 10:00 PM.  
 b—Sleepers may be occupied until 7:00 AM.

### (C) WASHINGTON-SUNSET ROUTE

#### Los Angeles, El Paso, New Orleans, Montgomery, Atlanta, Washington, New York

Daily Service	No. 2	No. 2	No. 6
Lv Los Angeles (Union Station) S.P.	8 00 Su	8 00 Su	9 00 Su
Lv El Paso, Tex. (M.T.)	2 30 Mo	2 30 Mo	8 05 Mo
Lv San Antonio, Tex. (C.T.)	4 00 Tu	4 00 Tu	2 50 Tu
Lv Houston, Tex.	8 35 Tu	8 35 Tu	9 45 Tu
Ar New Orleans, La. (C.T.)	4 15 Tu	4 15 Tu	7 00 We
Daily Service	No. 34	No. 38	No. 6
Lv New Orleans, La. (C.T.) L.&N.	5 00 Tu	11 00 Tu	10 40 We
Ar Montgomery, Ala. (C.T.)	1 45 We	7 15 We	5 15 We
Ar Atlanta, Ga. (E.T.) A.&W.P.	7 50 We	1 15 We	11 25 We
Ar Spartanburg, S. C. Sou. Ry.	1 50 We	4 35 We	5 50 Th
Ar Greensboro, N. C.	6 20 We	29 15 We	10 35 Th
Ar Danville, Va.	7 37 We	10 20 We	11 45 Th
Ar Washington, D. C.	61 15 Th	64 15 Th	5 25 Th
Ar Baltimore, Md.	2 50 Th	45 36 Th	7 12 Th
Ar Philadelphia (North), Pa.	4 50 Th	47 24 Th	9 10 Th
Ar New York, N. Y. (E.T.)	6 25 Th	48 55 Th	10 45 Th

c—Stops on flag to entrain pay passengers for El Paso or beyond.  
 d—Coach passengers Lv Atlanta 1:55 PM (E.T.), Ar Washington 6:40 AM, New York 10:55 AM.  
 e—Stops on flag to entrain Pay Passengers for El Paso or beyond and detrain from Colton or beyond.  
 f—Flag stop.  
 h—"The Southerner" No. 48—Change at Birmingham.  
 j—Arrive New York 10:15 PM on Sunday.

### (D) SUNSET ROUTE—"SOUTHERNER"

#### Los Angeles, El Paso, New Orleans, Birmingham, Washington, New York

Daily Service	No. 2	No. 6
Lv Los Angeles (Union Station) S. P.	8 00 Su	9 00 Su
Lv El Paso, Tex. (M.T.)	2 30 Mo	8 05 Mo
Lv San Antonio, Tex. (C.T.)	4 00 Tu	2 50 Tu
Lv Houston, Tex.	8 35 Tu	9 45 Tu
Ar New Orleans, La. (C.T.)	4 15 Tu	7 00 We
The Southerner (Streamlined Train)—Daily	No. 48	
Lv New Orleans, La. (C.T.) The Southerner Sou. Ry.	8 00 We	8 00 We
Ar Birmingham, Ala. (C.T.)	3 05 We	3 05 We
Ar Atlanta, Ga. (E.T.)	8 20 We	8 20 We
Ar Spartanburg, S. C.	12 16 Th	12 16 Th
Ar Greensboro, N. C.	3 34 Th	3 34 Th
Ar Danville, Va.	4 28 Th	4 28 Th
Ar Washington, D. C.	9 10 Th	9 10 Th
Ar Baltimore, Md.		Penn. 10 15 Th
Ar Philadelphia (North), Pa.		11 52 Th
Ar New York, N. Y. (E.T.) The Southerner		1 20 Th

• No. 18—Change Birmingham from "The Southerner" No. 48.  
 ♦ Leaves from San Francisco Market St. Station, operating via San Joaquin Valley Line.  
 ○ Train 74-76.  
 ■ Coach seats reserved—Reservation charge applying.  
 \*—On call taxi service between Alhambra and Pasadena City Ticket Office, 148 East Colorado Blvd. Consult Agent for details.

TIMES SHOWN BELOW ARE STANDARD TIME

# GOLDEN STATE ROUTE • WESTBOUND

NEW YORK - CHICAGO - ST. LOUIS - KANSAS CITY - EL PASO - SOUTHERN ARIZONA - LOS ANGELES (SAN DIEGO)

(A) Table 3	Golden State No. 3 Daily Example	Imperial No. 39 Daily Example	Passenger No. 43 Daily Example	TRAIN 3 STREAMLINER GOLDEN STATE—Extra Fare Via R. I. and S. P.
Lv Chicago, Ill. (C.T.).....	2 15 Su	9 00 Su		<p>Full Lounge Car: ★Chicago to Los Angeles. (For Pullman Car passengers.) (Does not operate on days Buffet-Obs. operates.) (Valet Service.)</p> <p>Standard Sleepers:                      ★Chicago to Los Angeles. (6 BR., 10 Rmths.) (Operates 3 days out of 5.) Car 31. Consult Agent. (4 BR., 4 Compts., 2 DR.) Car 35.                      ★Chicago to Los Angeles. (Buffet-Obs., 2 BR., 1 DR.) Car 30. (Operates 3 days out of 5; remaining 2 days car is 6 BR., 10 Rmths.) Consult Agent.                      ★Chicago to Phoenix. (4 BR., 4 Compts., 2 DR.) Car 34. Occupancy until 7:30AM.                      ★Chicago to Tucson. (12 BR., 4 days out of 5. 4 BR., 4 Compts., 2 DR., 1 day out of 5.) Car 33. Occupancy until 7:30AM. Last date from Chicago May 29.                      ★Minneapolis to Los Angeles. Via R. I. No. 507 to Kansas City, R.I.-S.P. No. 3. (6 Sec. 6 Rmths., 4 BR.) Car 575.                      ★St. Louis to Los Angeles. Via Mo.Pac. No. 11 to Kansas City, R.I.-S.P. No. 3 (6 Sec., 6 Rmths., 4 BR.) Car 115.</p> <p>Chair Cars: (Please reserve seats in advance.)                      ★Chicago to Los Angeles. Cars 37, 38, 39.                      ★Minneapolis to Los Angeles. Via R.I. No. 507 to Kansas City, R.I.-S.P. No. 3. Car 36. Pillow service.</p> <p>Dining Car: ★Chicago to Los Angeles.                      Coffee Shop Lounge Car: ★Chicago to Los Angeles. (For Coach passengers).                      News Agent Service: (Tucumcari to Los Angeles.)                      Baggage: Checked service only from certain stations east of Tucumcari. Consult Agent.                      Tickets Honored: Ask Agents.</p>
Ar Kansas City, Mo.....	11 05 Su	7 30 Su		
Lv St. Louis, Mo.....	4 00 Su	11 50 Su		
Ar Kansas City, Mo.....	9 00 Su	7 20 Su		
Lv Minneapolis, Minn.....	11 45 Su	6 30 Su		
Lv St. Paul, Minn.....	12 10 Su	7 10 Su		
Ar Kansas City, Mo.....	9 15 Su	7 15 Su		
Lv Kansas City, Mo.....	11 25 Su	8 00 Mo		
Lv Topeka, Kan.....	12 35 Mo	9 15 Mo		
Lv Dalhart, Tex.....	8 52 Mo	6 10 Mo		
Ar Tucumcari, N. M. (C.T.).....	10 35 Mo	7 55 Mo		
Lv Memphis, Tenn.....		7 30 Su		
Lv Little Rock, Ark.....		10 45 Su		
Lv Oklahoma City, Okla.....		8 50 Mo		
Ar Tucumcari, N. M. (C.T.).....		7 30 Mo		
Lv Tucumcari, N. M. (M.T.).....	9 50 Mo	7 20 Mo	8 05 Mo	
Ar El Paso, Tex. (M.T.).....	3 10 Mo	1 40 Tu	4 25 Tu	
Lv El Paso, Tex. (M.T.).....	3 25 Mo	1 55 Tu	5 30 Tu	
Ar Douglas, Ariz.....	6 54 Mo	5 44 Tu		
Ar Bisbee, Ariz.....	7 23 Mo	6 24 Tu		
Ar Bisbee, Ariz.....	7 48 Mo	6 49 Tu		
Lv Bisbee, Ariz.....	6 48 Mo	5 54 Tu		
Ar Deming, N. M.....			7 30 Tu	
Ar Lordsburg, N. M.....			8 55 Tu	
Ar Bowie, Ariz.....			10 15 Tu	
Ar Benson, Ariz.....			12 12 Tu	
Ar Tucson, Ariz.....	9 02 Mo	8 15 Tu	1 30 Tu	
Ar Phoenix, Ariz.....	11 30 Mo	11 05 Tu	5 00 Tu	
Ar Yuma, Ariz. (M.T.).....	2 45 Tu	2 20 Tu	9 45 Tu	
Lv Yuma, Ariz. (P.T.).....	1 55 Tu	1 35 Tu	9 20 Tu	
Lv Calexico, Cal. (Train No. 347).....			8 30 Tu	
Lv El Centro, Cal.....			9 00 Tu	
Lv Brawley, Cal.....			9 23 Tu	
Ar Niland, Cal.....			10 00 Tu	
Lv Niland, Cal.....	2 58 Tu	2 43 Tu	11 00 Tu	
Ar Indio, Cal.....	3 59 Tu	3 36 Tu	12 59 We	
Ar Palm Springs, Cal.....	4 41 Tu	4 27 Tu	2 10 We	
Ar Alhambra, Cal. (Pasadena) *.....	7 05 Tu	6 55 Tu	5 30 We	
Ar Los Angeles, Cal. (Un. Sta.).....	7 30 Tu	7 20 Tu	6 00 We	

Frequent Service to San Diego (See Table 92)

### TRAIN 39 IMPERIAL Via R. I. and S. P.

Lounge Car: ★Chicago to Los Angeles.  
 Standard Sleepers: ★Chicago to Los Angeles. (12 Rmths., 1 SBR., 4 DBR.) Car 398.  
 ★Chicago to Los Angeles. (10 Sec., 1 DR., 2 Compts.) Car 397.  
 ★Memphis to Los Angeles. (On R.I. Train 111 to Tucumcari.) (10 Sec., 1 DR., 2 Compts.) Car 1115.  
 ★Chicago to Phoenix. (6 Sec., 6 BR.) Car 394.  
 Chair Cars: ★Chicago to Los Angeles.  
 ★Memphis to Los Angeles.  
 Diner: ★Chicago to Los Angeles. News Agent Service.  
 Diner: ★McAlester to Tucumcari. Tickets Honored: All Classes.

### TRAIN 43 PASSENGER Via R. I. and S. P.

Coach: ★Tucumcari to Los Angeles.  
 ★Calexico to Niland on Train 347. Transfer to No. 43.  
 Standard Sleeper: ★Calexico to Los Angeles. (On No. 347 to Niland.) (8 Sec., 5 BR.) Car 430.

(B) NEW YORK—CHICAGO Daily Service	(C) KANSAS CITY—MINNEAPOLIS (Via C. R. I. & P. Ry.) Daily Service
5 20 11 00 Lv New York (E.T.) (42nd St.) B&O Ar	9 15 7 15 3 10
2 05 7 00 Ar Chicago (C.T.) " " Lv	4 58 2 05 8 40
10 10 6 00 Lv New York (E.T.) " " N.Y.C. Ar	7 10 7 10 11 25
2 25 11 20 Ar Chicago (C.T.) " " " Lv	12 10 7 10 11 25
7 50 4 00 Lv New York (E.T.) " " Penn. Ar	11 45 6 30 10 30
1 05 7 2 Ar Chicago (C.T.) " " " Lv	
6 05 7 40 Lv New York (E.T.) " " Erie Ar	
3 10 6 55 Ar Chicago (C.T.) " " " Lv	

For complete schedules, see Tables 74 and 75.

### EXTRA FARES—"GOLDEN STATE" Examples of Fares

Between	Coach Class (one-way)	First Class (one-way)
Los Angeles and Chicago.....	\$3.50	\$7.50
Los Angeles and El Paso.....	2.00	5.50
Los Angeles and Kansas City.....	3.50	7.50
Los Angeles and Phoenix.....	1.50	4.00
Los Angeles and Tucson.....	1.50	4.00
Phoenix and Chicago.....	2.75	6.00
Phoenix and Kansas City.....	2.75	6.00
Tucson and Chicago.....	2.50	6.00
Tucson and Kansas City.....	2.50	6.00

(10% Federal Tax not included)

Examples of Fares shown are for adults, half of adult service charges for children 5 years of age and under 12. No charge for children under 5 when accompanied by parent or guardian.

★—Regularly assigned cars are air-conditioned.

All PM time in Dark faced figures.  
 E.T.—Eastern Standard Time.  
 C.T.—Central Standard Time.  
 M.T.—Mountain Standard Time.  
 P.T.—Pacific Standard Time.  
 b—Daily except Saturday.  
 d—Stops to detrain pay passengers from Phoenix or beyond; also entrain for Alhambra or beyond.  
 e—Stops to detrain pay passengers from Tucumcari or beyond.  
 f—Flag stop.  
 g—Passengers enroute to or from Benson will be handled to and from Whetstone.  
 □—La Salle Street Station (La Salle & Van Buren Sts.)  
 †—Grand Central Station (Harrison and Wells Sts.)  
 ‡—Union Passenger Station (Canal, Adams and Jackson Sts.)  
 ○○—Dearborn Station (Dearborn and Polk Sts.)  
 \*—On call taxi service between Alhambra and Pasadena City Ticket office, 148 East Colorado Blvd. Consult Agent for details.



TIMES SHOWN BELOW ARE STANDARD TIME

**GOLDEN STATE ROUTE • EASTBOUND**

LOS ANGELES (SAN DIEGO) - SOUTHERN ARIZONA - EL PASO - KANSAS CITY - ST. LOUIS - CHICAGO - NEW YORK

Table 4 Frequent service from San Diego (See Table 92)		Golden State No. 4 Daily Example		Passenger No. 44 Daily Example		Imperial No. 40 Daily Example	
Lv Los Angeles, Cal. (Un. Sta.)	S.P.	1 30	Su	7 30	Su	12 15	Su
Lv Alhambra (Pasadena) *	"	1 49	Su	7 50	Su	12 34	Su
Lv Palm Springs, Cal.	"	A3 48	Su	10 23	Su	2 54	Su
Lv Indio, Cal.	"	A4 15	Su	11 17	Su	3 32	Su
Ar Niland, Cal.	"	5 06	Su	12 25	Mo	4 34	Su
Lv Niland, Cal. (Train No. 348)	S.P.					5 00	Su
Lv Brawley, Cal.	"					5 45	Su
Lv El Centro, Cal.	"					6 30	Su
Ar Calexico, Cal.	"					6 50	Su
Ar Yuma, Ariz. (P.T.)	S.P.	6 07	Su	2 10	Mo	6 05	Su
Lv Yuma, Ariz. (M.T.)	"	7 17	Su	3 30	Mo	7 20	Su
Lv Phoenix, Ariz.	"	10 08	Su	7 15	Mo	10 50	Su
Lv Tucson, Ariz.	"	12 18	Mo	11 00	Mo	1 45	Su
Lv Benson, Ariz.	"						
Lv Bowie, Ariz.	"						
Lv Lordsburg, N. M.	"						
Lv Deming, N. M.	"						
Ar Bisbee Junction, Ariz.	S.P.	f 2 23	Mo	1 35	Mo	f 4 02	Su
Ar Bisbee, Ariz.	Bus	2 48	Mo	2 00	Mo	4 27	Su
Lv Bisbee, Ariz.	"	1 48	Mo	1 05	Mo	3 32	Su
Lv Douglas, Ariz.	S.P.	2 52	Mo	2 15	Mo	4 45	Su
Ar El Paso, Tex. (M.T.)	"	6 20	Mo	6 45	Mo	9 00	Su
Lv El Paso, Tex. (M.T.)	"	6 35	Mo	7 40	Mo	9 15	Su
Ar Tucumcari, N. M. (M.T.)	S.P.	12 40	Mo	4 10	Tu	4 35	Mo
Lv Tucumcari, N. M. (C.T.)	R.I.					6 30	Mo
Ar Oklahoma City, Okla.	"					4 50	Mo
Ar Little Rock, Ark.	"					3 00	Tu
Ar Memphis, Tenn.	"					6 50	Tu
Lv Tucumcari, N. M. (C.T.)	R.I.	1 46	Mo			6 15	Mo
Lv Dalhart, Tex.	"	3 21	Mo			8 10	Mo
Ar Topeka, Kan.	"	10 44	Mo			5 44	Mo
Ar Kansas City, Mo.	R.I.	12 01	Tu			7 15	Mo
Lv Kansas City, Mo.	Mo.Pac.	1 45	Tu			11 30	Mo
Ar St. Louis, Mo.	Mo.Pac.	8 05	Tu			7 28	Tu
Lv Kansas City, Mo.	R.I.	9 10	Tu			8 15	Mo
Ar St. Paul, Minn.	"	6 00	Tu			8 15	Tu
Ar Minneapolis, Minn.	R.I.	6 40	Tu			9 00	Tu
Lv Kansas City, Mo.	R.I.	12 20	Tu			8 00	Mo
Ar Chicago, Ill. (C.T.)	□R.I.	9 55	Tu			7 05	Tu

**TRAIN 4 STREAMLINER  
GOLDEN STATE—Extra Fare  
Via S. P. and R. I.**

Full Lounge Car: ★Los Angeles to Chicago. (For Pullman passengers.) (Does not operate on days Buffet-Obs. operates.) (Valet Service.)

**Standard Sleepers:**

★Los Angeles to Chicago. (6 BR., 10 Rmets.) Car 40. (4 BR., 4 Compts., 2 DR.) Car 43.

★Los Angeles to Chicago. (Buffet-Obs., 2 BR., 1 DR.) Car OB-4. (Operates 3 days out of 5.) Consult Agent.

★Los Angeles to St. Louis S.P.-R.I. No. 4 to Kansas City, Mo.Pac. No. 20 to St. Louis.

(6 Sec., 6 Rmets., 4 BR.) Car 44.

★Los Angeles to Minneapolis. S.P.-R.I. No. 4 to Kansas City, R.I. No. 508 to Minneapolis. (6 Sec., 6 Rmets., 4 BR.) Car 45.

★Phoenix to Chicago. (4 BR., 4 Compts., 2 DR.) Car 42. Occupancy at 9:00PM.

★Tucson to Chicago. (12 BR., 4 days out of 5. 4 BR., 4 Compts., 2 DR., 1 day out of 5.)

Car 41. Occupancy at 9:00PM. Last date from Tucson, June 1.

**Chair Cars: (Please reserve seats in advance.)**

★Los Angeles to Chicago. (Cars 47, 48, 49.)

★Los Angeles to Minneapolis. S.P.-R.I. No. 4 to Kansas City, R. I. No. 508 to Minneapolis. Car 46.

Pillow service.

Dining Car: ★Los Angeles to Chicago.

Coffee Shop Lounge Car: ★Los Angeles to Chicago. (For coach passengers.)

News Agent Service: (Los Angeles to Tucumcari.)

Baggage: Checked service only to certain stations east of Tucumcari. Consult Agent.

Tickets Honored: Ask Agents.

**TRAIN 40 IMPERIAL  
Via S. P. and R. I.**

(Open for occupancy at 9:00PM)

Lounge Car: ★Los Angeles to Chicago.

Standard Sleepers: ★Los Angeles to Chicago. (12 Rmets., 1 SBR., 4 DBR.) Car 406. (Occupancy until 7:00AM.)

★Los Angeles to Chicago. (10 Sec., 1 DR., 2 Compts.) Car 405. (Occupancy until 7:00AM.)

★Los Angeles to Memphis. (On R.I. 112 from Tucumcari.) (10 Sec., 1 DR., 2 Compts.) Car 404.

★Phoenix to Chicago. (6 Sec., 6 BR.) Car 402. (Occupancy until 7:00AM.)

★Los Angeles-Calexico. (8 Sec., 5 BR.) Car 400. (On Train No. 348, Niland to Calexico.)

**Chair Cars: ★Los Angeles to Chicago.**

★Los Angeles to Memphis.

Pillow service available at nominal charge.

Diner: ★Los Angeles to Chicago.

Diner: ★Tucumcari to McAlester.

News Agent Service.

Tickets Honored: All classes.

**TRAIN 44 PASSENGER  
Via S. P. and R. I.**

Coach: ★Los Angeles to Tucumcari.

Tickets Honored: All classes.

★—Regularly assigned cars are air-conditioned.

All PM time in Dark faced figures.

‡—Open for occupancy at 9:00PM.

P.T.—Pacific Standard time.

M.T.—Mountain Standard time.

C.T.—Central Standard time.

□—La Salle Street Station (La Salle and Van Buren Sts.)

e—Passengers enroute to or from Benson will be handled to and from Whetstone.

f—Flag stop to entrain or detrain passengers.

h—Stops on flag to entrain pay passengers for Phoenix or beyond; also detrain from Alhambra or beyond.

\*—On call taxi service between Alhambra and Pasadena City Ticket office, 148 East Colorado Blvd. Consult Agent for details.

Starting April 25th—

**"GOLDEN STATE" FASTER THAN EVER**

One hour and 50 minutes faster eastbound.

One hour faster westbound.

Same extra fine service. Same smooth ride.

Same low altitude route between Chicago and Los Angeles, via El Paso, Southern Arizona.

The "GOLDEN STATE" is the same fine train in every way, but it's FASTER.

TIMES SHOWN BELOW ARE STANDARD TIME

# SUNSET ROUTE

NEW ORLEANS, HOUSTON, SAN ANTONIO, EL PASO

# GOLDEN STATE ROUTE

CHICAGO, ST. LOUIS, KANSAS CITY, EL PASO

WESTBOUND					WESTBOUND										
Table 5					Table 6					Table 7					
Elev.	Mls.	Sunset Limited No. 1 Daily	Argonaut No. 5 Daily	Acadian No. 3 Daily	Elev.	Mls.	Sunset Limited No. 1 Daily	Argonaut No. 5 Daily	Elev.	Mls.	Golden State No. 3 Daily	Imperial No. 39 Daily	Passenger No. 43 Daily		
12	Lv New Orleans, La. (C.T.)	0	11 45	10 30	8 30	661	Lv San Antonio (S.P. Sta.)	573	12 15	2 50	606	Lv Chicago, Ill. (CT)	0	2 15	9 00
10	“ East Bridge Junction	6	12 02	10 48	8 48	631	“ Maccona	591			609	“ Englewood, Ill.	6	2 25	9 13
10	“ Mississippi River Bridge					721	“ Lacoste	598			570	“ Rock Island, Ill.	181	5 23	12 35
10	“ West Bridge Junction	11	12 18	11 06	9 06	778	“ Noonan	605			779	“ Kansas City, Mo.	510	11 05	7 30
8	Boutte	25				992	“ Dunlay	613							
9	Des Allemands	33				890	“ Hondo	622			844	Lv Minneapolis, Minn.	0	11 45	6 30
8	Raceland Junction	41			9 47	881	“ D'Hanis	631			722	“ St. Paul, Minn.	11	12 10	7 10
25	Lafourche	52				1065	“ Seco	636			796	“ Des Moines, Ia.	270	4 58	2 05
17	Schriever	56		12 07	10 23	957	“ Sabinal	643			779	“ Kansas City, Mo.	493	9 15	7 15
11	Gibson	67				985	“ Knippa	654							
13	Boeuf	74				931	“ Uvalde	663			457	Lv St. Louis, Mo.	0	4 00	11 50
14	Morgan City	81		12 51	11 02	939	“ Hacienda	683			779	“ Kansas City, Mo.	279	9 00	7 20
15	Berwick	82		1 00	11 05	997	“ Cline	689			457	Lv St. Louis, Mo.	0	4 00	11 40
9	Patterson	87				1102	“ Odlaw	698			779	“ Kansas City, Mo.	278	9 00	7 25
12	Bayou Sale	96				975	“ Anacacho	706			779	Lv Kansas City, Mo.	510	11 25	8 00
10	Franklin	102		1 26	11 34	1009	“ Spofford (57)	743			905	“ Topeka, Kan.	579	7 05	9 15
13	Baldwin	106				964	“ Ar Del Rio (52)	743			1340	“ Herington, Kan.	661	2 25	11 00
19	Jeanerette	115			11 53	923	“ McKees	751			1506	“ McPherson, Kan.	707		11 15
21	New Iberia	126		2 13	12 19	955	“ Devil's River	757			1541	“ Hutchinson, Kan.	735	3 45	12 25
34	Cade	133				1130	“ Bullis	763			2847	“ Liberal, Kan.	919	6 59	3 65
38	Broussard	139				1545	“ Comstock	778			3130	“ Guymon, Okla.	958		j
39	Lafayette	145	3 02	2 45	12 47	1382	“ High Bridge (Peecos River)	792			3984	“ Ar Dalhart, Tex. (CT)	1030	8 48	6 00
39	Lv Lafayette	145	3 07	2 55	1 10	1413	“ Shumla	792			5183	Lv Denver, Colo. (MT)	0	7 10	7 10
35	Rayne	161			1 31	1397	“ Langtry	807			5984	“ Colorado Springs, Colo.	74	9 05	9 05
23	Crowley	167			3 28	1815	“ Pumphville	827			4656	“ Pueblo, Colo.	118	10 15	10 15
18	Midland	175				2106	“ Dryden	849			3984	“ Ar Dalhart, Tex. (CT)	384	6 27	6 27
16	Mermentau	181				2771	“ Ar Sanderson	871			1030	Lv Dalhart, Tex.	1030	8 52	6 10
29	Jennings	186		3 56	2 15	2771	“ Ar Sanderson	879			4075	“ Ar Tucumcari, N. M. (CT)	1124	10 35	7 55
29	Roonoke	191				3093	“ Emerson	887			262	Lv Memphis, Tenn.	0		7 30
23	Welsh	196			2 27	3368	“ Longfellow	896			267	“ Little Rock, Ark.	133		10 45
24	Iowa	207				3663	“ Rosenfeld	907			1194	“ Oklahoma City, Okla.	487		8 50
16	Lake Charles	219	4 31	4 49	3 23	3725	“ Tesnus	907			1361	“ El Reno, Okla.	513		9 50
19	Sulphur	229			3 45	3831	“ Haymond	915			1236	“ Amarillo, Tex.	761		4 25
16	Vinton, Louisiana	242			4 04	4043	“ Marathon	931			4075	“ Ar Tucumcari, N. M. (CT)	874		7 30
10	Orange, Texas	257	5 19	5 45	4 39	4484	“ Alpine	962			4319	Lv Tucumcari, N. M. (MT) (27) S.P.	1124	9 50	7 20
22	Beaumont (56)	279	5 48	6 20	5 17	5074	“ Paisano (Summit)	978			4075	“ Montoya	1145		8 05
45	Nome	299				4694	“ Maria	985			4319	“ Newkirk	1157		8 32
60	Devers	309			5 51	4432	“ Ar Valentine	1023			4553	“ Cuervo	1166		8 57
34	Liberty	321			6 11	4432	“ Ar Valentine	1023			4834	“ Santa Rosa	1183		9 25
85	Dayton	327				3942	“ Lobo	1051			4600	“ Pastura	1204		10 00
51	Crosby	342				4281	“ Hot Wells	1069			5285	“ Vaughn	1226		10 40
47	Ar Houston (Gd. Cen. Sta.)	363	7 20	8 00	7 10	4117	“ Sierra Blanca	1092			5942	“ Duran	1241		11 00
47	Ar Houston (58, 49)	363	7 40	8 35		3949	“ Small	1114			6666	“ Corona	1261		11 30
82	Sugar Land	389				3568	“ McNary	1126			6115	“ Ancho	1288		12 04
90	Richmond	397				3592	“ Fort Hancock	1131			5439	“ Ar Carrizozo (To Ft. Stanton)	1312	12 50	10 55
107	Rosenberg	400				3583	“ Tornillo	1149			5439	“ Ar Carrizozo	1312	12 54	11 00
117	Tavener	411				3615	“ Fabens	1155			5562	“ Three Rivers	1339		1 35
126	East Bernard	416				3632	“ Clint	1162			5641	“ Tularosa	1356		2 00
156	Lissie	426				3664	“ Ysleta (C.T.)	1172			4170	“ Alamogordo	1369	1 44	12 02
174	Eagle Lake	432			10 28	3720	“ Ar El Paso, Tex. (MT) (Union Station)	1184	11 40	6 40	3990	“ Orogrande	1406		12 40
189	Alleyton	445									3889	“ Newman, N. M.	1435		1 30
202	Columbus	448									3990	“ Fort Bliss	1450		1 45
410	Weimar	463									3720	“ Ar El Paso, Tex. (MT) #	1456	3 10	1 40
345	Schulenburg	471													
452	Flatonja	484													
367	Waelder	495													
456	Harwood (54)	508													
407	Luling	517													
605	Kingsbury	528													
550	Seguin	538													
643	Marion	549													
713	Schertz	557													
712	Randolph Field (Airport)	558													
712	Converse	561													
626	Ar San Antonio, Tex. (S.P.)	573	11 59	2 15											

## NEW TRAIN-TO-TRAIN BAGGAGE TRANSFER

in Chicago (Eastbound or Westbound) between Pullman space on the "Golden State" and the "20th Century Limited" or the "Commodore Vanderbilt" leaving Chicago the same day—ask your Pullman porter.

All PM time in Dark faced figures. †—Does not stop.  
C.T.—Central Standard Time. Δ—Air mail dispatched.  
M.T.—Mountain Standard Time.

•—Open for occupancy 10:00 P.M.  
a—No. 1—Stops on flag at Rosenberg and Uvalde to entrain revenue passengers to El Paso and points west where scheduled to stop. Also stops at Uvalde to detrain passengers from Houston and beyond.  
b—No. 5—Stops on flag between New Orleans and Houston to detrain revenue passengers on through tickets beyond New Orleans, also stops on flag between New Orleans and Vinton to entrain to points on SP west of Houston.

c—No. 5—Stops on flag at stations between Houston and El Paso to entrain or detrain revenue passengers to or from any station.  
e—No. 3 Stops on flag at all stations between New Orleans and Houston to entrain revenue passengers destined Houston and beyond, and to detrain revenue passengers enroute to or beyond New Orleans.  
f—Flag stop to entrain or detrain revenue passengers.

j—Stops to entrain for west of Tucumcari; also detrain from Kansas City or beyond.  
k—Stops on flag to entrain revenue passengers for El Paso or beyond; also detrain from Dalhart-Amarillo or beyond.  
p—Stops on flag to entrain Pullman passengers for Tucumcari or beyond; revenue Coach passengers for Calif. points; also detrain Pullman passengers from Kansas City or beyond.  
r—Stops on flag to detrain revenue passengers from Tucumcari and East, also entrain for Douglas and West.  
u—Stops on flag to entrain revenue passengers for Colton or beyond; also detrain from Kansas City or beyond.



TIMES SHOWN BELOW ARE STANDARD TIME

# SUNSET ROUTE • GOLDEN STATE ROUTE

SAN FRANCISCO - OAKLAND - LOS ANGELES - PHOENIX - TUCSON - DOUGLAS - DEMING - EL PASO

## EASTBOUND

Elev	Mls.	Coast Daylight No. 38 Daily	No. 250-38 Daily	Star-light No. 94 Daily	S. F. Lark No. 76 Daily	Oakland Lark No. 74-76 Daily
15	0	7 15		6 45	8 00	
26	16			7 10	8 23	
59	30			7 27	8 42	
97	47	8 08		7 49	9 03	
6	0					7 00
14	4		6 25			7 30
14	7		6 38			7 43
97	47		7 50			8 50
97	47	8 12	8 12	7 56	9 15	9 15
21	97			8 56	10 20	10 20
8	0	▲7 50	▲7 50	▲7 30	▲7 30	▲7 30
22	19	▲8 32	▲8 32	▲8 08	▲8 08	▲8 08
43	41	▲9 17	▲9 17	▲8 41	▲8 41	▲8 41
45	0	▲8 10	▲8 10	▲8 10	▲9 25	▲9 25
3	3	▲8 38	▲8 38	▲8 37	▲9 47	▲9 47
7	5					
43	24	▲9 26	▲9 26	▲9 20	▲10 35	▲10 35
48	114	9 35	9 35	9 32	10 58	10 58
239	248	12 20	12 20	12 37	2 25	2 25
7	367	2 42	2 42	3 07	5 10	5 10
425	464	4 42	4 42	5 25	7 42	7 42
293	470	5 00	5 00	5 45	8 00	8 00

Elev	Mls.	No. 52	No. 58	No. 60
6	0	* 6 20	* 8 00	#
10	6	7 00	8 50	
230	205	11 32	2 35	12 05
414	313	1 41	4 55	2 20
425	477	6 10	10 10	7 20
290	482	6 30	10 30	7 40

Elev	Mls.	Golden State No. 4 Daily	Sunset Limited No. 2 Daily	Passenger No. 44 Daily	Argonaut No. 6 Daily	Imperial No. 40 Daily	No. 348 Daily
290	470	1 30	8 00	7 30	9 00	12 15	
459	476	1 49	8 20	7 50	9 20	12 34	
409	479						
285	483			8 00	9 30		
287	485						
320	489						
855	502	2 19	8 54	8 23	9 56	1 05	
980	508			8 30	10 06		
952	512						
1082	523						
964	527	2 45	9 24	8 59	10 35	1 38	
1071	531						
1307	534						
2559	550			9 39	11 15	2 15	
2318	556			9 47	11 28		
1125	571	3 48	10 30	10 23	11 56	2 54	
= 20	599	4 15	11 02	11 17	12 40	3 32	
= 72	603						
= 127	606						
= 197	612						
= 202	626						
= 130	656	5 06	11 58	12 25	1 50	4 34	
= 130	0						5 00
= 183	8						5 18
= 160	14						5 45
= 117	19						6 05
= 68	28						6 30
= 49	32						6 30
= 49	32						6 30
= 16	37						6 37
= 2	41						6 50
= 1	41						6 50
= 2	42						6 50
= 130	656	5 06	11 58	12 25	1 50	4 34	
142	721	6 07	1 15	2 10	3 35	6 05	

### AIR-CONDITIONING

Air-conditioned cars are operated in regular sections of trains as indicated in these timetables. However, it is necessary to include non-air-conditioned cars in the consists of regular trains as well as extra trains, at times of unusual volume of traffic or in the case of emergencies.

\*-Daily.

P.T.—Pac. Std. Time.  
M.T.—Mt. Std. Time.

△—Air Mail dispatched.

▲—P.G.L. Bus.

●—P.G.L. Station.

—Below Sea Level.

†—Train No. 348.

#—Leaves Sacramento 7:45PM.

■—Stops on flag to entrain pay passengers for points East of Wellton.

□—Stops on flag to entrain pay passengers for Yuma or beyond.

○—Stops on flag to entrain pay passengers for El Paso or beyond; also to detrain from Colton or beyond.

◇—Stops on flag to entrain pay passengers for El Paso or beyond; also to detrain from Colton or beyond.

▽—Stops on flag to entrain pay passengers for El Paso or beyond; also to detrain from Colton or beyond.

△—Stops on flag to entrain pay passengers for El Paso or beyond; also to detrain from Colton or beyond.

▽—Stops on flag to entrain pay passengers for El Paso or beyond; also to detrain from Colton or beyond.

▽—Stops on flag to entrain pay passengers for El Paso or beyond; also to detrain from Colton or beyond.

▽—Stops on flag to entrain pay passengers for El Paso or beyond; also to detrain from Colton or beyond.

▽—Stops on flag to entrain pay passengers for El Paso or beyond; also to detrain from Colton or beyond.

▽—Stops on flag to entrain pay passengers for El Paso or beyond; also to detrain from Colton or beyond.

▽—Stops on flag to entrain pay passengers for El Paso or beyond; also to detrain from Colton or beyond.

▽—Stops on flag to entrain pay passengers for El Paso or beyond; also to detrain from Colton or beyond.

▽—Stops on flag to entrain pay passengers for El Paso or beyond; also to detrain from Colton or beyond.

▽—Stops on flag to entrain pay passengers for El Paso or beyond; also to detrain from Colton or beyond.

▽—Stops on flag to entrain pay passengers for El Paso or beyond; also to detrain from Colton or beyond.

▽—Stops on flag to entrain pay passengers for El Paso or beyond; also to detrain from Colton or beyond.

▽—Stops on flag to entrain pay passengers for El Paso or beyond; also to detrain from Colton or beyond.

▽—Stops on flag to entrain pay passengers for El Paso or beyond; also to detrain from Colton or beyond.

▽—Stops on flag to entrain pay passengers for El Paso or beyond; also to detrain from Colton or beyond.

▽—Stops on flag to entrain pay passengers for El Paso or beyond; also to detrain from Colton or beyond.

▽—Stops on flag to entrain pay passengers for El Paso or beyond; also to detrain from Colton or beyond.

▽—Stops on flag to entrain pay passengers for El Paso or beyond; also to detrain from Colton or beyond.

▽—Stops on flag to entrain pay passengers for El Paso or beyond; also to detrain from Colton or beyond.

▽—Stops on flag to entrain pay passengers for El Paso or beyond; also to detrain from Colton or beyond.

▽—Stops on flag to entrain pay passengers for El Paso or beyond; also to detrain from Colton or beyond.

▽—Stops on flag to entrain pay passengers for El Paso or beyond; also to detrain from Colton or beyond.

▽—Stops on flag to entrain pay passengers for El Paso or beyond; also to detrain from Colton or beyond.

▽—Stops on flag to entrain pay passengers for El Paso or beyond; also to detrain from Colton or beyond.

▽—Stops on flag to entrain pay passengers for El Paso or beyond; also to detrain from Colton or beyond.

## EASTBOUND

Elev	Mls.	Golden State No. 4 Daily	Sunset Limited No. 2 Daily	Passenger No. 44 Daily	Argonaut No. 6 Daily	Imperial No. 40 Daily
142	721	7 17	2 25	3 30	4 55	7 20
255	758			4 17	5 45	
540	781				6 21	
494	800				6 48	
687	814				7 10	
736	844				7 55	
1173	886				8 57	
1395	907				9 28	
1508	916				9 40	
1562	926				9 52	
1616	926				9 58	
255	758			4 17		
535	810			5 06		
876	856				6 05	9 55
888	864				6 19	
971	878				6 45	10 30
1084	894				7 15	10 50
1084	894				7 37	11 08
1161	902				7 49	11 22
1229	910				8 17	11 34
1214	917				8 40	11 48
1425	950				9 01	12 09
1616	969					
1616	969					
2057	29				10 31	1 20
2386	46				10 55	1 45
2386	46				11 58	
3238	991					
3547	1001					
4064	1012					
4071	1018					
3853	1038					
4183	1058					
4580	1071					
4676	1074					
4676	1074					
5294	1082					
5294	1082					
4676	1074					
3970	1096					
4119	1148					
4396	1165					
4511	1196					
4057	1240					
3833	1307					
3580	1021					
4613	1042					
4225	1051					
4167	1062					
3761	1086					
3611	1102					
4347	1116					
4244	1136					
4244	1136					
4503	1155					
4489	1176					
4334	1195					
4211	1247					
3720	1283					

### LOS ANGELES, EL CENTRO, CALEXICO

\*Coach (change at Niland); and ★Standard Sleeper

Nos. 40-348	Daily Service	Nos. 347-43
x 12 15	Lv Los Angeles (Un. Sta.)	Ar 6 00
12 34	Lv Alhambra	Ar 5 30
1 38	Lv Colton	Ar 3 45
3 32	Lv Indio	Ar 12 59
5 00	Lv Niland	Lv 11 00
5 45	Ar Brawley	Lv 9 28
6 30	Ar El Centro	Lv 9 00
6 50	Ar Calexico	Lv 8 30

On call taxi service between Alhambra and Pasadena City Ticket Office, 148 East Colorado Blvd. Consult Agent for details.

# SUNSET ROUTE

EL PASO, SAN ANTONIO, HOUSTON, NEW ORLEANS

# GOLDEN STATE ROUTE

EL PASO, KANSAS CITY, ST. LOUIS, CHICAGO

## EASTBOUND

Elev.	Table 16	Mls.	Sunset	Argonaut	Elev.	Table 17	Mls.	Sunset	Argonaut	Acadian
			No. 2 Daily	No. 6 Daily				No. 2 Daily	No. 6 Daily	No. 4 Daily
3720	Lv El Paso, Tex. (MT.) Δ	1233	2 30	8 05	661	Lv San Antonio, Tex. (S.P.) Δ	1894	4 00	2 50	.....
3664	" (Union Sta.) Set watch ahead one hour				712	Converse	1907			.....
3632	" Yleta (C.T.)	1236	f 9 31		712	Randolph Field	1909		22	.....
3615	" Clint	1305	f 9 44		713	Schertz	1911		24	.....
3583	" Fabens	1312	f 9 54		643	Marion	1919		33	.....
3592	" Tornillo	1318	f 10 01		550	Seguin	1930		54	.....
3563	" Fort Hancock	1336	f 10 40		605	Kingsbury	1939		4 08	.....
3949	" McNary	1341	f 10 46		407	Luling	1950		4 33	.....
4117	" Finlay	1354	f 11 05		456	Harwood (54)	1960		5 08	.....
4519	" Small	1359	f 11 20		367	Waelder	1972		5 08	.....
4281	" Sierra Blanca	1376	f 12 04		452	Flatonja	1984		5 21	.....
3942	" Hot Wells	1399	f 12 30		345	Schulenburg	1997		5 50	.....
4432	" Lobo	1417	f 12 54		410	Weimar	2005		6 00	.....
4432	Ar Valentine	1445	f 1 40		202	Columbus	2019		6 28	.....
4634	Lv Valentine	1445	f 1 55		183	Alleyton	2022		6 55	.....
5074	" Maria	1480	f 2 48		174	Eagle Lake	2035		7 05	.....
4484	" Paisano (Summit)	1493	f 3 09		156	Lissie	2042		7 05	.....
4043	" Alpine	1505	f 3 31		126	East Bernard	2052		7 18	.....
3831	" Marathon	1537	f 4 15		107	Tavener	2057		7 22	.....
3763	" Haymond	1552	f 4 38		90	Rosenberg	2068	x 7 22	7 38	.....
3625	" Tesnus	1561	f 4 45		82	Richmond	2071		7 43	.....
3668	" Rosenfeld	1572	f 4 59		47	Sugar Land	2080		7 55	.....
3033	" Longfellow	1580	f 5 19		51	Ar Houston (Ed. Cen. Sta.) Δ	2105	8 20	8 45	.....
2771	" Emerson	1588	f 5 28		85	Lv Houston (38, 49)	2105	8 35	9 45	.....
2771	Ar Sanderson	1597	f 5 45		34	Crosby	2126		bb	8 00
2136	Lv Sanderson	1597	f 6 00		34	Dayton	2140		bb	8 47
1815	" Dryden	1618	f 6 31		60	Liberty	2146		bb	8 54
1397	" Pumpville	1647	f 7 11		45	Devers	2159		bb	.....
1413	" Langtry	1661	f 7 29		22	Nome	2169		bb	.....
1342	" Shumla	1673	f 7 45		10	Beaumont (58)	2189	10 06	11 33	10 00
1585	" High Bridge (Peos River)	1677	f 11 11	a 8 00	16	" Orange, Texas	2210	10 31	11 59	10 30
1130	" Comstock	1690	f 11 11	a 8 38	19	Vinton, Louisiana	2225		bb	e
955	" Bullis	1705	f 11 11	a 9 08	16	Sulphur	2238		bb	f 11 14
923	" Devil's River	1710	f 11 11	a 9 38	24	Lake Charles	2248	11 19	12 56	11 43
964	Ar McKees	1716	f 11 11	a 10 08	23	Iowa	2260		bb	e
964	Lv Del Rio (52)	1725	f 11 11	a 10 23	29	Welsh	2272		bb	f 12 13
1009	" Del Rio	1725	f 11 11	a 10 23	29	Roanoke	2276		bb	e
975	" Spofford (51)	1762	f 11 11	a 10 34	16	Jennings	2282		1 37	12 34
1102	" Anacacho	1770	f 11 11	a 10 44	18	Mermentau	2287		bb	e
997	" Ollaw	1779	f 11 11	a 10 54	25	Midland	2292		bb	e
939	" Chine	1784	f 11 11	a 11 01	33	Crowley	2300		1 59	1 06
931	" Hacienda	1796	f 11 11	a 11 11	39	Rayne	2307		bb	f 1 15
985	" Uvalde	1803	f 11 11	a 11 31	39	Ar Lafayette	2322	12 45	2 35	1 45
957	" Knipps	1813	f 11 11	a 11 43	38	Lv Lafayette	2322	12 50	2 45	2 00
1065	" Sabinal	1824	f 11 11	a 11 58	34	Broussard	2329		bb	e
881	" Seo	1832	f 11 11	a 12 01	21	Cade	2334		bb	e
890	" D'Hanis	1837	f 11 11	a 12 14	19	New Iberia	2341		3 22	2 33
992	" Hondo	1845	f 11 11	a 12 28	13	Jeannerette	2353		bb	f 2 53
778	" Dunlay	1855	f 11 11	a 12 41	10	Baldwin	2362		bb	e
721	" Noonan	1863	f 11 11	a 12 54	12	Franklin	2366		bb	f 3 12
631	" Lacoste	1870	f 11 11	a 1 20	9	Bayou Sale	2371		bb	e
661	" Macdona	1877	f 11 11	a 1 33	15	Patterson	2380		bb	e
	" San Antonio, Tex. (S. P. station) Δ	1894	f 11 11	a 2 10	14	Berwick	2386		bb	e
					13	Morgan City	2387		bb	3 53
					11	Gboof	2394		bb	e
					17	Gibson	2401		bb	f 4 11
					25	Schriever	2412		5 06	4 37
					8	Lafourche	2415		bb	e
					9	Raceland Junction	2427		5 24	5 09
					8	Des Allemands	2435		bb	e
					10	Boutte	2443		bb	e
					10	West Bridge Junction	2456	3 31	6 07	5 53
					10	Mississippi River Bridge				
					12	East Bridge Junction	2462	3 48	6 25	6 12
					12	Ar New Orleans, La. (C.T.)				
						(Union Passenger Terminal) Δ	2468	4 15	7 00	6 45

**EASY TRAIN-TO-TRAIN  
BAGGAGE TRANSFER IN  
NEW ORLEANS & HOUSTON**

Ask the Red Cap Porter  
who meets your train!

## EASTBOUND

Elev.	Table 18	Mls.	Im-	Golden	Pass-
			perial No. 40 Daily	State No. 4 Daily	enger No. 44 Daily
3720	Lv El Paso, Tex. (MT.) Δ	1233	9 15	6 35	7 40
3889	" Fort Bliss, Tex.	1236	9 15	6 35	7 40
3990	" Newman, N. M.	1305	9 15	6 35	7 40
4170	" Orogrande	1312	9 15	6 35	7 40
4323	" Alamogordo	1318	9 15	6 35	7 40
4441	" Tularosa	1336	9 15	6 35	7 40
4562	" Three Rivers	1341	9 15	6 35	7 40
5439	Ar Carrizozo (To Ft. Stanton)	1341	9 15	6 35	7 40
5439	Lv Carrizozo	1341	9 15	6 35	7 40
6115	" Ancho	1359	9 15	6 35	7 40
6666	" Corona	1376	9 15	6 35	7 40
6268	" Duran	1399	9 15	6 35	7 40
5942	" Vaughn	1417	9 15	6 35	7 40
5285	" Pastura	1445	9 15	6 35	7 40
4600	" Santa Rosa	1445	9 15	6 35	7 40
4834	" Cuervo	1480	9 15	6 35	7 40
4553	" Newkirk	1493	9 15	6 35	7 40
4319	" Montoya	1505	9 15	6 35	7 40
4075	Ar Tucumcari, N.M. (MT) (37)	1537	9 15	6 35	7 40
4075	Lv Tucumcari, N.M. (CT) CRI&P	1552	6 30	1 46	3 17
3665	Ar Amarillo, Tex.	1561	6 30	1 46	3 17
1361	" El Reno, Okla.	1572	6 30	1 46	3 17
1194	" Oklahoma City, Okla.	1580	6 30	1 46	3 17
267	" Little Rock, Ark.	1588	6 30	1 46	3 17
262	Ar Memphis, Tenn.	1597	6 30	1 46	3 17
4075	Lv Tucumcari, N.M. (CT) CRI&P	1597	6 15	1 46	3 17
3984	Ar Dalhart, Tex.	1597	6 15	1 46	3 17
3984	Lv Dalhart, Tex. (CT) FW&D	1597	10 40	11 05	7 00
4656	Ar Pueblo, Colo. (MT) C&S	1597	4 45	4 10	5 15
5984	" Colorado Springs, Colo.	1597	6 10	5 15	7 00
5183	Ar Denver, Colo. (MT)	1597	8 05	7 00	.....
3984	Lv Dalhart, Tex. (CT) CRI&P	1597	6 15	3 21	.....
3130	" Guymon, Okla.	1597	6 15	3 21	.....
2847	" Liberal, Kan.	1597	10 25	5 00	.....
1541	" Hutchinson, Kan.	1597	2 10	7 54	.....
1506	" McPherson, Kan.	1597	2 45	w	.....
1340	" Herington, Kan.	1597	4 05	9 22	.....
905	" Topeka, Kan.	1597	5 44	10 44	.....
779	Ar Kansas City, Mo.	1597	7 15	12 01	.....
779	Lv Kansas City, Mo. Mo. Pac.	1597	11 30	1 45	.....
457	Ar St. Louis, Mo.	1597	7 28	8 05	.....
779	Lv Kansas City, Mo. Wabash	1597	11 59	7 30	.....
457	Ar St. Louis, Mo.	1597	7 35	12 29	.....
779	Lv Kansas City, Mo. CRI&P	1597	8 15	9 10	.....
796	Ar Des Moines, Ia.	1597	1 15	1 15	.....
722	" St. Paul, Minn.	1597	8 15	6 00	.....
844	Ar Minneapolis, Minn.	1597	9 00	6 40	.....
779	Lv Kansas City, Mo. CRI&P	1597	8 00	12 20	.....
570	Ar Rock Island, Ill.	1597	3 00	6 30	.....
609	Ar Englewood, Ill.	1597	6 50	9 40	.....
636	Ar Chicago, Ill. (CT)	1597	7 05	9 55	.....

All PM time in Dark faced figures. Δ - Air Mail dispatched.  
C.T. - Central Standard Time, M.T. - Mountain Stan. Time.

‡ - Does not stop.

e - No. 6 - Stops on flag at stations between El Paso and Houston to entrain or detrain revenue passengers to or from any station.  
bb - No. 6 - Stops on flag between Houston and New Orleans to detrain revenue passengers from beyond Houston, including connecting Lines and S. P. train 14 at Houston.

e - No. 4 - Stops on flag at all stations between Vinton and New Orleans to entrain revenue passengers to New Orleans or beyond, and detrain from Houston.

f - Flag stop to entrain or detrain revenue passengers

g - Stops to entrain pay passengers for Dalhart-Amarillo or beyond; also detrain from El Paso or beyond.

m - Stops to detrain revenue passengers from west of Tucumcari; also entrain for Kansas City or beyond.

p - Stops on flag to detrain revenue passengers from Douglas and West, also entrain for Tucumcari and East.

u - Stops on flag to entrain revenue passengers for Kansas City or beyond; also detrain from Colton or beyond.

w - Stops to entrain revenue Pullman passengers for Englewood and Chicago; also to detrain Pullman passengers from El Paso and West; revenue coach passengers from California points.

x - No. 2 - Stops on flag at Uvalde to entrain revenue passengers to or beyond Houston and points East where scheduled to stop and detrain revenue passengers from or beyond El Paso. Also stops on flag at Rosenberg to detrain from or beyond El Paso.

TIMES SHOWN BELOW ARE STANDARD TIME

# SUNSET ROUTE • GOLDEN STATE ROUTE

CONNECTIONS IN CALIFORNIA - ARIZONA - NEW MEXICO - TEXAS

**Table 19 TIA JUANA TECATE—INTER-CALIFORNIA RY.**

452-358					357-451
8 40	Lv Tijuana (Mex.)	Ar	4 23		
	Lv Agua Caliente (Mex.)	Lv			
9 08	Lv Garcia (Mex.)	Lv	3 57		
9 20	Lv Matanuca (Mex.)	Lv	3 46		
9 45	Lv Redondo (Mex.)	Lv	3 16		
11 20	Lv Tecate (Mex.)	Lv	2 26		
8 20	Lv Mexicali	Ar	3 00		
11 00	Ar Algodones	Lv	12 25		

**Table 20 DEMING, SILVER CITY (Parrish Stages) (Rail Tickets Not Honored.)**

7 10	3 10	10 40	Lv Deming (8, 15)	Ar	7 35	12 20	3 35
7 55	3 55	11 25	Ar Hurley	Lv	6 50	11 35	2 50
8 15	4 15	11 45	Ar Ft. Bayard	Lv	6 30	11 15	2 30
8 30	4 30	12 01	Ar Silver City	Lv	6 15	11 00	2 15

**Table 21 LORDSBURG, HOT SPRINGS (Parrish Stages) (Rail Tickets Not Honored.)**

* 7 15	Lv Lordsburg (8, 15)	Ar	4 45
8 15	Ar Silver City	Lv	3 45
8 40	Ar Ft. Bayard	Lv	3 20
10 40	Ar Hillsboro	Lv	1 10
11 30	Ar Hot Springs, N. M.	Lv	* 12 30

**LORDSBURG, CLIFTON**

952 Mixed	Mls.		<b>Table 22</b>		953 Mixed
† 8 35	0	Lv Lordsburg (8, 15)	Ar	3 30	
9 55	38	Ar Dunean	Lv	2 00	
11 35	70	Ar Clifton, Ariz.	Lv	* 12 20	

**(A) Table 23 EL PASO, LORDSBURG, FORT THOMAS, COOLIDGE DAM, SAN CARLOS, GLOBE Pacific Greyhound Lines (Rail Tickets Honored)**

* 10 45	Lv El Paso	Ar	3 35
2 55	Ar Lordsburg	Lv	11 28
4 12	Ar Solomon	Lv	10 03
4 35	Ar Safford	Lv	9 43
4 34	Ar Thatcher	Lv	9 39
4 41	Ar Pima	Lv	9 32
4 55	Ar Fort Thomas	Lv	9 18
5 00	Ar Geronimo	Lv	9 13
5 08	Ar Bylas	Lv	9 05
5 17	Ar Calva	Lv	8 54
5 43	Ar Coolidge Dam	Lv	8 30
* 5 45	Ar Coolidge Dam	Ar	8 25
6 05	Ar Peridot	Lv	8 05
6 10	Ar San Carlos	Lv	8 00
6 35	Ar Cutter	Lv	8 05
6 50	Ar Globe	Lv	* 7 50
0	Lv Globe	Ar	
10	Ar Miami	Lv	

Daily Bus leaves every hour on the half hour, 6 30 to 12 30.

**(B) SAFFORD, WILLCOX, TUCSON Spoon Brothers Stage Line (Rail Tickets Honored)**

* 2 20	Lv Safford	Ar	6 50
3 30	Ar Willcox	Lv	* 5 42

**Pacific Greyhound Lines (Rail Tickets Honored)**

* 4 05	Lv Willcox	Ar	5 02
5 50	Ar Tucson	Lv	* 3 15

**BAGGAGE ARRANGEMENTS:**

Hand baggage will be handled on bus with passenger. Checked baggage and remains from or to Miami, Globe, San Carlos, Pima and Safford will be handled via Tucson and Pacific Motor Trucking Company, except that between Globe and San Carlos, handling will be by Walliman Truck Service.

**Table 24 BENSON, FAIRBANK, TOMBSTONE**

11 00	10 05	8 00	0	Lv Benson	Ar	4 05	4 30	5 25
11 45	10 50	8 45	7	Lv Curtiss	Ar	3 55	4 00	4 55
12 30	11 35	9 30	20	Ar Fairbank	Lv	2 40	3 05	4 00
1 10			20	Lv Fairbank	Ar	2 30		
1 40			29	Ar Tombstone	Lv	2 00		

**Table 25 FAIRBANK, PATAGONIA**

c 10 00	0	Lv Fairbank (8, 15)	Ar	3 30
f 10 40	11	Ar Campstone	Lv	* 2 50
c 12 30	44	Ar Patagonia	Lv	* 1 01

**Table 26 BANNING-29 PALMS (29 Palms Stages) (Rail Tickets Not Honored.)**

* 2 30	Lv Banning (8, 14)	Ar	11 00
4 40	Ar 29 Palms	Lv	* 9 15

**Table 27 EL PASO, TUCUMCARI, FRENCH**

* 9 15	0	Lv El Paso, Tex.	Ar	1 40
4 35	332	Ar Tucumcari (7, 18)	Lv	* 7 20
6 10	332	Lv Tucumcari, N. M.	Ar	3 25
8 20	382	Ar Mosquero	Lv	12 59
8 37	390	Ar Solana	Lv	12 42
9 00	400	Ar Roy	Ar	12 22
9 21	411	Ar Mills	Lv	11 58
10 09	434	Ar Taylor	Lv	11 10
10 35	445	Ar French	Lv	10 45

**BISBEE JUNC. AND BISBEE**

**Table 28 BUS (Daily) (Rail Tickets Connection Honored.) (8, 15)**

Lv Bisbee Jct.	12 47	2 24	13	6 29	10 06	1 40	4 04	7 27	28
Ar Bisbee, Ariz.	1 07	2 48	33	6 49	10 26	2 00	4 27	7 48	
Lv Bisbee, Ariz.	12 12	1 48	33	5 54	9 26	1 05	3 26	4 48	
Ar Bisbee Jct.	12 37	1 33	58	6 19	9 51	1 30	3 57	5 13	

**Table 29 WHITE SANDS NATIONAL MONUMENT Taxi service available between Alamogordo and The White Sands.**

**Table 30 DOUGLAS, NACOZARI Nacozari Ry. Note: Taxi connection between Douglas and Agua Prieta.**

0	Lv Douglas, Ariz. (8, 15)	Ar		
d 1 30	1	Ar Agua Prieta, Mex.	12 30	
5 40	78	Ar Nacozari	Lv	8 00

**Table 31 GILA, AJO Tucson, Cornelia & Gila Bond R. R. Co.**

† 8 15	0	Lv Gila (8, 15)	Ar	7 05
10 00	43	Ar Ajo	Lv	† 5 20

**Table 32 TANNER MOTOR TOURS SERVICE (Tables 9, 14)**

Auto Bus will meet trains Nos. 1, 2, 3 and 4 for passengers between Palm Springs Station and Palm Springs Village in each direction, also all other trains between hours 6:00AM and 6:00PM from Nov. 1 to May 1. One-way fare, \$1.30 plus Federal tax, per person.

During period May 1 to Nov. 1, Trains will be met on call. Regular service rates will apply.

**Table 33 CARLSBAD CAVERNS**

Side trip is made by comfortable air conditioned motor coach from El Paso.

**Daily Schedule—CARLSBAD CAVERN COACHES**

Leave El Paso (Union Railroad Station)	8 30AM
Arrive Carlsbad Caverns	12 06PM
Leave Carlsbad Caverns	4 15PM
Arrive El Paso (Union Railroad Station)	7 45PM

* 7 20	* 3 55	* 11 15	* 5 15	Lv El Paso (Bus Station)	Ar	6 15	12 45	7 45	1 15
11 05	7 30	2 50	8 50	Ar Carlsbad	Lv	* 2 45	* 9 00	* 4 00	* 9 45

**(A) Table 34 TUCSON-NOGALES (Citizen Auto Stage Co.) Daily (Rail Tickets Honored)**

Lv Tucson (8, 15)	7 05	9 00	11 15	1 15	3 30	5 00	6 30	8 15	10 15
Ar Nogales	8 45	10 40	12 55	2 55	5 10	6 40	8 10	9 55	11 55
Lv Nogales	7 00	9 15	11 15	1 15	3 00	4 00	6 00	8 15	10 15
Ar Tucson	8 40	10 55	12 55	2 55	4 40	5 40	7 40	9 55	11 55

**(B) ARIZONA BUS LINES—(Daily) (Rail Tickets Not Honored)**

5 10	0	Lv Tucson (P.G.L. Bus Sta.)	Ar	10 55
6 30	45	Ar San Manuel	Lv	9 30

**Table 35 APACHE TRAIL TOURS**

One-day "on call" sightseeing tour from Phoenix over historic Apache Trail to Globe, Ariz., via Roosevelt Dam and Cliff Dwellings, returning to Phoenix via Superior Highway and world's largest copper mines. 205 miles scenic tour via Arizona Tours Inc. (American Sightseeing Assn., Inc.), or Tanner Gray Line Tours.

Adult fare with minimum 2 adult passengers. \$10.00  
 Children over 4 and under 12 5.00  
 Children 4 and under Free  
 Minimum charge for private limousine 50.00  
 (10% Federal tax not included)

Railroad Exchange orders should be drawn on Arizona Tours Inc., or Tanner Gray Line Tours.

**Table 36 EL PASO, ALAMOGORDO, ROSWELL New Mexico Transportation Co. (Motor Coach) (Rail Tickets Not Honored.)**

* 11 35	* 6 00	* 11 15	* 5 15	Lv El Paso	Ar	9 15	5 05	9 50	2 20
1 30	8 15	1 25	7 10	Ar Alamogordo (7, 18)	Lv	7 15	3 10	7 50	12 25
4 05	11 00	4 05	9 50	Ar Roswell	Lv	* 2 10	* 12 15	* 5 00	* 9 45

All PM Time in Dark-faced figures. e—Wednesday and Saturday.  
 \*—Daily. f—Flag stop to entrain or detrain passengers.  
 †—Daily except Sunday. g—To and from S. P. Depot.  
 b—Monday and Thursday. h—Saturday only.  
 c—Tuesday and Friday. i—Tuesday, Thursday, Saturday.



**SUNSET LIMITED**  
 New Orleans-  
 Los Angeles

via Houston, San Antonio, El Paso, Southern Arizona and Palm Springs.

AUDUBON DINING ROOM

TIMES SHOWN BELOW ARE STANDARD TIME

# SUNSET ROUTE

TEXAS AND LOUISIANA LINES

Table 37

NEW ORLEANS, BEAUMONT, HOUSTON, SAN ANTONIO, DALLAS AND SHREVEPORT (Daily)

READ DOWN				READ UP				
1	3	5	Mis.	4	6	2		
11 45	8 30	10 30	0	Lv New Orleans†(C.T.)	Ar	6 45	7 00	4 15
5 48	5 17	6 20	279	Lv Beaumont	Ar	10 00	11 33	10 06
7 20	7 10	8 00	363	Ar Houston	Lv	8 00	9 45	8 35
7 40	8 35	363	Lv Houston	Ar	8 45	8 20		
11 59	2 15	573	Ar San Antonio	Lv	2 50	4 00		
13	15	17				16	14	18
4 45	8 25	10 45	0	Lv Houston	Ar	2 05	9 25	6 30
9 10	2 15	6 30	264	Ar Dallas †	Lv	8 10	5 00	11 00
26	26	28				25	25	27
9 10	9 10	10 45	0	Lv Houston	Ar	7 45	7 45	6 45
4 15	4 15	6 15	232	Ar Shreveport	Lv	12 40	12 40	11 30

**Train 3—ACADIAN—Daily—New Orleans—Houston**

- Standard Sleepers:★New Orleans to Houston. (10 Sec., 1 DR., 2 Compts.) Car 31.
- ★New Orleans to Houston. (8 Sec., 5 Double Bedrooms.) Car 33. (Sleeper occupancy at Houston until 8:00 a.m.)
- ★New Orleans to Lake Charles. (Occupancy Lake Charles until 8:00 a.m.) (8 Sec., 1 DR., 2 Compts.) Car 34.
- ★Lounge Car: New Orleans to Houston. Refreshments, etc.
- Chair Car and Coach:★New Orleans to Houston.

**Train 4—ACADIAN—Daily—Houston—New Orleans**

- Standard Sleepers:★Houston to New Orleans. (10 Sec., 1 DR., 2 Compts.) Car 42.
- ★Lake Charles to New Orleans. (8 Sec., 1 DR., 2 Compts.) Car 43. (Open for occupancy 9:00 p.m.)
- ★Lounge Car: Houston to New Orleans. Refreshments, etc.
- ★Chair Car and Coach: Houston to New Orleans.

**TRAIN 13—Streamlined SUNBEAM—Train 14—Daily**

- ★Chair Cars: Houston and Dallas.
- ★Parlor Car: Houston and Dallas (operated by Southern Pacific). Car 130 to Dallas, Car 140 to Houston.
- All Seats in Parlor Car on the SUNBEAM must be reserved in Advance.
- ★Diner-Lounge-Observation Car: Houston and Dallas. Car 131 to Dallas, Car 141 to Houston.

**Train 15—Streamlined HUSTLER—Train 16—Daily**

- ★Chair Cars: Houston and Dallas.
- ★Snack-Lounge Car: Houston-Dallas.

**Train 17—OWL—Daily**

- Standard Sleeper:★Houston to Dallas. (8 Sec., 5 Bedrooms.) Car 171.
- Sleeper open 9:30 p.m. Occupancy at Dallas until 8:15 a.m.
- Coaches:★Houston to Dallas.

**Train 18—OWL—Daily**

- Standard Sleeper:★Dallas to Houston. (8 Sec., 5 Bedrooms.) Car 181.
- (Sleeper open for occupancy at 9:30 p.m. Occupancy at Houston until 8:00 a.m.)
- Coaches:★Dallas to Houston. (Open at Dallas, 10:00 p.m.)

**Train 27—Daily—Train 28—Shreveport and Houston**

- Standard Sleeper:★Shreveport and Houston. (10 Sec., 1 DR., 2 Compts.) Car 270 to Houston, Car 280 to Shreveport. (Sleeper open at 9:30 p.m. Occupancy at Houston and Shreveport until 8:00 a.m.)
- Coaches:★Shreveport and Houston. (Open at Shreveport, 10:30 p.m.)

Table 38

HOUSTON, DALLAS, COLORADO SPRINGS, DENVER

5-17 Daily	1-13 Daily	3-15 Daily	Mis.		18-2 Daily	16-4 Daily	14-6 Daily
10 30	11 45	8 30	0	Lv New Orleans, La.†(C.T.)	Ar	4 15	6 45
8 00	7 20	7 10	363	Ar Houston, Tex.‡	Lv	8 35	8 00
10 45	4 45	8 25	0	Lv Houston, Tex. §	Ar	6 30	2 05
		8 47	11	“ Fairbanks	Lv		2 45
		8 59	17	“ Satsuma	“		“
		9 08	25	“ Cypress	“		“
		9 13	35	“ Hockley	“		“
		9 13	40	“ Waller	“		“
11 40		9 23	44	“ Prairie View	“	5 25	“
11 51		9 23	50	“ Hempstead	“	5 17	“
		9 36	54	“ Howth	“		“
12 09		9 49	61	“ Courtney	“	5 04	“
12 26		9 49	70	“ Navasota	“	4 51	“
		9 58	75	“ Nelsva	“		“
12 42		10 07	79	“ Millican	“	4 31	“
12 54		10 07	84	“ Wellborn	“	4 20	“
1 06	6 12	10 18	94	“ College Station	“	4 09	“
1 24		10 28	99	“ Bryan	“	3 56	“
1 37		10 36	106	Lv Benchley	Ar	3 38	“
1 57		10 53	120	Ar Hearne	Lv	3 20	“
1 57		10 53	120	Lv Hearne	Ar	3 10	“
2 16		11 04	127	“ Calvert	Lv	2 59	“
		11 25	136	“ Hammond	“		“
2 42		11 25	142	“ Bremond †	“	2 42	“
		11 38	147	“ Denny	“		“
2 59		11 47	152	“ Kosse	“	2 19	“
3 12		12 00	160	“ Thornton	“	2 07	“
3 26		12 00	168	“ Groesbeck	“	1 54	“
3 48		12 15	180	“ Mexia	“	1 38	“
3 58		12 24	187	“ Wortham	“	1 19	“
		12 35	193	“ Currie	“		“
		12 53	197	“ Richland	“		“
		1 20	203	“ Angus	“		“
4 38		1 20	209	“ Corsicana	“	12 54	“
		1 20	220	“ Rice	“		“
5 03	p	1 20	224	Lv Alma	Ar	12 17	“
5 20	p	1 25	230	Ar Ennis	Lv	12 03	“
5 35		1 36	238	Lv Ennis	Ar	11 52	“
5 51		1 46	245	“ Palmer	Lv	11 37	“
5 59		1 51	249	“ Ferris	“	11 29	“
6 08		1 56	253	“ Wilmer	“	11 21	“
6 30	9 10	2 15	264	Lv Hutchins	Ar	11 00	“
			264	Ar Dallas, Tex. † ‡	Lv	11 00	“
1 00	9 15		0	Lv Dallas, Tex. F.W&D	Ar	6 00	7 15
2 00	10 35		0	Lv Ft. Worth, Tex. “	Ar	4 45	6 00
5 15	6 10		727	Ar Colorado Springs	Lv	9 05	1 40
7 00	8 05		802	Ar Denver, Colo. C. & S.	Lv	7 10	12 01

All PM time in Dark faced figures.

\*-Daily. ★Air conditioned.

C.T.—Central Standard Time.

‡-Grand Central Station.

†-Union Station.

◆-Stops on flag to entrain or detrain revenue passengers. No baggage handled on this train to or from this station. (Will be handled on other train.)

△-Air mail dispatched.

c-Open for occupancy 10:00 P.M.

f-Flag stop to entrain or detrain revenue passengers.

g-Bus to and from Waco connects at Bremond with trains 15 and 16.

n-Stops on flag to entrain or detrain revenue passengers only destined to or originating at Dallas, Houston or points beyond. No checked baggage will be handled on this train.

p-Will entrain or detrain revenue passengers to or from Ennis to Dallas, College Station, Houston or beyond. No baggage will be checked to or from Ennis (will be handled on other train).

Frequent service between Dallas, Denison and intermediate points by Continental Bus System and the Southwestern Greyhound Line.

**Tickets (except those sold under Family Fare Plans) reading via any railroad between Houston and Dallas, in either direction, will be honored at option of passenger by Southern Pacific Lines without additional cost.**

TIMES SHOWN BELOW ARE STANDARD TIME

# SUNSET ROUTE

TEXAS AND LOUISIANA LINES—LOCAL SERVICE AND CONNECTIONS

(A) **Table 40** LOS ANGELES, PHOENIX, EL PASO, MEXICO CITY  
Via Southern Pacific-National Rys of Mexico

Nos. 4-8	Daily Service	Nos. 7-5
Su 1 30	Lv Los Angeles (P.T.)..... Sou. Pac. Ar	3 15 Th
Su 10 35	Lv Phoenix (M.T.)..... " Ar	3 10 Th
Mo 12 50	Lv Tucson..... " Ar	7 20 We
Mo 7 05	Ar El Paso (M.T.)..... " Lv	
Mo 10 00	Lv El Paso, Tex. (M.T.)..... Nat. Rys. Ar	3 30 We
Mo 11 00	Lv El Paso, Tex. (C.T.)..... " Ar	4 30 We
Mo 1 30	Lv Ciudad Juarez, Mex. (C.T.)..... " Ar	3 30 We
Mo 8 50	Lv Chihuahua..... " Lv	8 45 We
Tu 2 20	Lv Jimenez..... " Lv	3 15 We
Tu 7 35	Lv Torreón..... " Lv	10 05 Tu
Tu 7 55	Lv Aguascalientes..... " Lv	10 20 Tu
We 1 10	Lv Irapuato..... " Lv	5 00 Tu
We 3 19	Lv Queretaro..... " Lv	2 26 Tu
We 9 20	Ar Mexico City, Mex..... " Lv	8 40 Mo

(B) NEW ORLEANS, HOUSTON, SAN ANTONIO, MEXICO CITY, VIA LAREDO Daily

11 45	Lv New Orleans..... Sou. Pac. Ar	7 00
7 20	Ar Houston..... Sou. Pac. Lv	9 45
7 40	Ar Houston..... Sou. Pac. Ar	8 45
11 59	Ar San Antonio..... Sou. Pac. Lv	2 50
12 50	Lv San Antonio, Tex..... Mo. Pac. Ar	1 30
4 50	Ar Laredo, Tex. (C.T.)..... Mo. Pac. Lv	9 05
6 00	Lv Nuevo Laredo (C.T.)..... Nat. Rys. Ar	8 00
8 00	Ar Mexico City, Mex..... " Lv	8 20

(A) **Table 41** Illinois Central R. R.  
NEW ORLEANS, LOUISVILLE, CINCINNATI

8	46	*2-4 -104	Daily	45	63-103 16-3
8 25	4 15	7 15	Lv New Orleans, La., I. C. Ar	9 30	5 20
12 50	7 15	10 13	Ar Jackson, Miss..... " Lv	6 10	1 30
3 39	9 09	12 07	Ar Grenada, Miss..... " Lv	4 09	10 50
6 05	10 50	1 45	Ar Memphis, Tenn..... " Lv	2 30	9 00
	1 15	10 50	Ar Fulton, Ky..... " Lv	11 59	4 45
		12 31	Ar Paducah, Ky..... " Lv		3 15
		7 30	Ar Louisville, Ky..... " Lv		9 10
		12 30	Ar Cincinnati, O. (E.T.) B.&O. Lv		6 30

NEW ORLEANS, NASHVILLE, CHICAGO, LOUISVILLE AND CINCINNATI

c38-2	98	6	4	99	5	1	37
Daily	Daily	Daily	Daily	Daily	Daily	Daily	Daily
11 00	9 00	10 40	8 20	Lv New Orleans, La. L.& N. Ar	7 10	3 10	7 30
2 30	12 40	1 33	11 59	Ar Mobile, Ala..... " Ar	3 45	11 55	3 40
7 15	5 35	5 15	5 10	Ar Montgomery, Ala..... " Lv	10 40	8 10	10 50
11 00	7 55	7 20	8 30	Ar Birmingham, Ala..... " Lv	8 20	6 05	7 45
6 20	12 30	11 20	1 45	Ar Nashville, Tenn..... " Lv	3 35	2 05	2 30
11 59	5 45	12 05	2 30	Lv Nashville, Tenn..... " Ar	10 05	1 40	1 40
3 25	10 40	3 45	7 45	Lv Evansville, Ind. C.&E.I. Ar	5 30	10 00	10 00
8 55	5 30	9 15	2 00	Ar Chicago, Ill. C.&E.I. Lv	11 05	4 30	4 30
12 50	4 50	3 30	7 05	Ar Louisville, Ky. L.&N. Lv	11 25	10 05	9 45
6 45	9 15	7 45	12 05	Ar Cincinnati, O. (E.T.) " Lv	9 00	8 00	7 05

NEW ORLEANS, BIRMINGHAM, CHATTANOOGA, CINCINNATI

42-4	48-13-2	3-41	1-17-47		
Daily	Daily	Daily	Daily		
9 00	8 00	0	Lv New Orleans, La. Sou. Ry. Sys. Ar	7 00	8 50
2 30	12 10	202	Ar Meridian, Miss..... " Lv	1 10	4 25
5 25	1 55	299	Ar Tuscaloosa, Ala..... " Ar	10 03	2 26
7 05	3 05	355	Ar Birmingham, Ala. (C.I.) " Lv	8 25	1 15
11 59	8 20	498	Ar Chattanooga, Tenn. (H.) " Lv	6 25	7 25
6 40	4 57	754	Ar Lexington, Ky. (C.T.) " Lv	9 40	8 55
9 40	7 55	836	Ar Cincinnati, O. (E.T.) " Lv	8 45	8 00

EL PASO, DALLAS, ST. LOUIS  
Texas and Pacific Ry.—Missouri Pacific

8 Daily	2 Daily	Table 42	7 Daily	1 Daily
2 55	12 50	Lv El Paso, Tex. (M.T.) T.&P. Ar	1 15	10 30
3 55	1 50	Lv El Paso, Tex. (C.T.) " Ar	2 15	11 30
11 45	9 40	Lv Big Spring..... " Ar	5 35	3 45
1 05	10 56	Lv Sweetwater..... " Ar	3 55	2 19
1 55	11 50	Lv Abilene..... " Ar	3 10	1 24
3 10	1 05	Lv Cisco..... " Ar	1 42	12 08
6 00	3 55	Ar Fort Worth..... " Lv	11 00	9 30
7 15	5 50	Ar Dallas..... " Lv	9 40	7 50
10 40	9 10	Ar Marshall..... " Lv	5 05	4 52
12 01	10 30	Ar Texarkana, Tex. T. & P. Lv	3 00	3 40
12 20	10 40	Ar Texarkana, Tex. Mo. Pac. Ar	2 30	3 10
3 20	1 10	Ar Little Rock, Ark..... " Lv	11 25	12 30
7 00	6 30	Ar Memphis, Tenn..... " Lv	8 00	8 30
11 00	8 10	Ar St. Louis, Mo..... " Lv	12 45	5 30

HOUSTON, NACOGDOCHES, SHREVEPORT

28 Daily	26 Daily	Mls.	Table 43	25 Daily	27 Daily
10 45	9 10	0	Lv Houston, Tex. &..... Ar	7 45	6 45
11 22	9 46	18	" Humble..... " Ar	7 03	6 05
		25	" Porter..... " Ar		
11 39	10 04	29	" New Caney..... " Ar	6 44	5 46
		35	" Splendora..... " Ar		
12 01	10 24	44	" Cleveland..... " Ar	6 22	5 24
12 23	10 44	56	" Shepherd..... " Ar	6 58	5 02
		61	" Urbans..... " Ar	5 48	
12 36	10 56	64	" Goodrich..... " Ar	5 43	4 49
12 54	11 11	72	" Livingston..... " Ar	5 29	4 36
f 1 04	11 21	78	" New Willard..... " Ar	5 19	4 26
		80	" Leggett..... " Ar		
f 1 22	11 38	88	" Moscow..... " Ar	5 02	4 07
1 33	11 49	94	" Corrigan..... " Ar	4 52	3 54
		101	" Wakefield..... " Ar		
1 55	12 10	107	" Diboll..... " Ar	4 29	3 30
		111	" Burke..... " Ar		
2 20	12 35	119	Ar Lufkin..... Lv	4 10	3 10
2 20	12 35	119	Ar Lufkin..... Ar	4 10	3 10
3 10	1 15	139	" Nacogdoches..... Ar	3 28	2 28
3 30	1 33	148	" Appleby..... " Ar	3 07	2 03
3 49	1 52	159	" Garrison..... " Ar	2 51	1 45
4 04	2 05	168	" Timpson..... " Ar	2 38	1 30
4 24	2 20	177	" Tenaha..... " Ar	2 20	1 10
f 2 30	182		" Paxton..... " Ar	2 12	
f 2 40	189		" Joaquin..... " Ar	2 51	12 48
f 2 45	191		" Haslam, Tex..... " Ar	1 06	
4 52	2 54	192	" Logansport, La..... " Ar	1 52	12 42
5 08	3 11	201	" Longstreet..... " Ar	1 37	12 26
5 20	3 22	208	" Keachie..... " Ar	1 27	12 16
f 3 31	213		" Preston..... " Ar	1 17	12 06
f 3 39	219		" Keithville..... " Ar	1 07	11 56
6 15	4 15	232	Ar Shreveport, La. (Un. Sta.) Lv	12 40	11 30

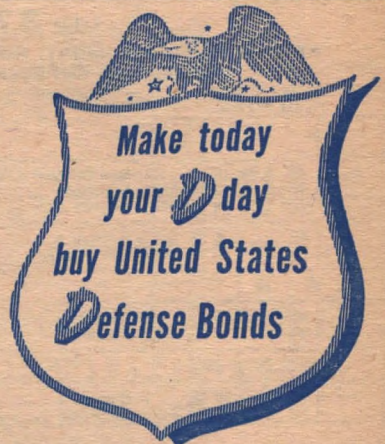
Trains 27-28: ★Standard Sleeper—Shreveport-Houston (Sec. Compts., DR.) (Open 9:30 p.m., occupancy at Houston and Shreveport 8:00 a.m.) (Car 270 to Houston. Car 280 to Shreveport.)

★Coaches—Shreveport-Houston.

Trains 25-26: ★Coaches—Shreveport-Houston.

All PM time in dark faced figures. \*—Daily.  
P.T.—Pacific Standard Time. †—Coaches only.  
M.T.—Mountain Standard Time. ‡—Daily except Sunday.  
C.T.—Central Standard Time. ★—Air-Conditioned.  
E.T.—Eastern Standard Time. †—Grand Central Station.  
■—Coach Seats Reserved—Reservation Charge Applying.

‡—Flag stop to entrain or detrain revenue passengers.  
c—Open for occupancy 10:00 P.M.  
†—Panama Limited; All Pullman.  
‡—Flag stop to entrain or detrain passengers.



(A) **Table 45** NEW ORLEANS, HOUSTON, DALLAS (S.P.)

1-13	5-17	3-15	Daily	18-2	14-6	16-4
11 45	10 30	8 30	Lv New Orleans..... Ar	4 15	7 00	6 45
7 20	8 00	7 10	Ar Houston..... Lv	8 35	9 45	8 00
4 45	10 45	8 25	Lv Houston..... Ar	6 30	9 25	2 05
9 10	6 30	2 15	Ar Dallas..... Lv	11 00	5 00	8 10

(B) HOUSTON, CHICAGO

2-46	Daily	75-45-5
8 35	Lv Houston..... S.P. Ar	8 00
4 15	Ar New Orleans..... S.P. Lv	10 30
4 15	Lv New Orleans..... I.C. Ar	9 30
10 50	Ar Memphis..... I.C. Lv	2 30
7 45	Ar St. Louis..... I.C. Lv	6 45
9 30	Ar Chicago..... I.C. Lv	5 00

(C) CHICAGO, HOUSTON, SAN ANTONIO

*1-1	*45-5	3-3	Daily	6-2	2-46
7 50	5 00	7 45	Lv Chicago..... I.C. Ar	11 40	8 45
12 15	9 30	5 20	Ar New Orleans..... I.C. Lv	7 15	4 15
11 45	10 30	8 30	Lv New Orleans..... S.P. Ar	7 00	4 15
7 20	8 00	7 10	Ar Houston..... S.P. Lv	9 45	8 35
11 59	2 15		Ar San Antonio..... S.P. Lv	2 50	4 00

(A) **Table 49**  
HOUSTON-BREMOND-WACO Rail Bus (Daily Service)

Note.—Southwestern Greyhound Lines will honor all rail tickets reading via Southern Pacific Lines between Bremond and Waco. As no arrangement for handling checked baggage by Southwestern Greyhound Lines, baggage must be checked to and from Bremond only.

15	Mls.	16
8 25	0	Lv Houston..... Ar
11 25	142	Ar Bremond..... Ar
Bus		Southwestern Greyhound Lines
11 30	0	Lv Bremond..... Ar
12 50	44	Ar Waco..... Ar

HOUSTON AND AUSTIN (Daily)  
KERRVILLE BUS CO. Inc. (Rail Tickets Honored)

Note.—Kerrville Bus Line will honor all rail tickets which are routed via Southern Pacific Lines between Houston and Austin. Baggage may be checked through and will be handled by Southern Pacific Transport.

Leave Houston 12.30, 7.00, 10.15, 12.30, 1.10, 4.15, 6.30, 6.55.  
Arrive Austin 5.30, 11.35, 2.15, 5.10, 5.55, 8.15, 10.05, 11.35.  
Leave Austin 12.50, 5.55, 7.20, 9.20, 12.30, 1.50, 4.30, 5.55.  
Arrive Houston 5.15, 10.30, 11.55, 1.20, 5.10, 6.30, 8.30, 10.30.  
Bus stops on flag at SP Grand Central Station, Houston.



TIMES SHOWN BELOW ARE STANDARD TIME

# SUNSET ROUTE

TEXAS AND LOUISIANA LINES

## COTTON BELT ROUTE

DALLAS, ST. LOUIS

Table 50		7 Daily
8 Daily	Mis.	
10 00	0	Lv Dallas, Tex. Ar 5 40
2 00	132	Ar Mt. Pleasant, Tex. Lv 2 00
2 10	132	Lv Mt. Pleasant, Tex. Ar 1 45
4 00	193	Lv Texarkana Ar 11 55
4 43	223	Lv Lewisville, Ark. Ar 10 45
5 10	244	Lv McNeil Ar 10 17
5 55	275	Lv Camden Ar 9 40
6 32	305	Lv Fordyce Ar 8 58
7 55	344	Ar Pine Bluff Lv 8 10
9 04	378	Lv Stuttgart Ar 6 44
9 48	397	Lv Clarendon Ar 6 05
10 15	412	Lv Brinkley Ar 5 40
11 55	487	Lv Jonesboro Ar 3 50
12 35	508	Lv Paragould Ar 3 10
1 50	554	Lv Malden, Mo. Ar 1 55
3 45	618	Lv Illino. Ar 12 20
7 10	746	Ar St. Louis, Mo. Lv 9 02

Table 51		228 Mixed
227 Mixed	Mis.	
* 5 00	0	Lv Spofford, Tex. (6, 16) Ar 4 30
f 5 30	12	" Darling Ar 3 53
f 5 45	20	" Paloma Ar 3 35
f 6 02	28	" Olmos Ar 3 10
6 30	33	Ar Eagle Pass, Tex. Lv * 3 00

Trains 227-228: Coach.

EAGLE PASS, SPOFFORD (Winter Garden Bus Line)

(B) (Rail Tickets Honored)  
Note.—Winter Garden Bus Line will honor all rail tickets which are routed via Southern Pacific Lines between Spofford and Eagle Pass. Baggage may be checked through and will be handled by Southern Pacific.

* 9 00	Lv Eagle Pass	Ar 1 00
10 00	Ar Spofford	Lv * 12 15

## Table 52

DEL RIO, EAGLE PASS (Winter Garden Bus Line)  
(Rail Tickets Honored)

Note.—Winter Garden Bus Line will honor all rail tickets which are routed via Southern Pacific Lines to or from Eagle Pass. Baggage may be checked through and will be handled by Southern Pacific.

* 9 00	* 7 00	0	Lv Del Rio, Tex. 6 16	Ar 1 00	7 30
3 25	8 20	56	Ar Eagle Pass, Tex.	Lv * 11 30	* 6 05

(A) Table 53  
SAN ANTONIO AND CORPUS CHRISTI. Southwestern Greyhound Lines. (Daily)  
(Rail Tickets Honored)

Note.—Southwestern Greyhound Lines will honor all rail tickets which are routed via Southern Pacific Lines between San Antonio and Corpus Christi. As no arrangement for handling checked baggage by Southwestern Greyhound Lines, baggage must be checked to and from San Antonio only.

Leave San Antonio	2.15, 8.30, 12.15, 3.15, 6.15, 8.45.
Arrive Corpus Christi	6.30, 12.53, 4.38, 7.38, 10.35, 12.50.
Leave Corpus Christi	12.15, 7.00, 10.40, 1.50, 5.30, 8.40.
Arrive San Antonio	4.20, 11.19, 2.55, 6.05, 9.53, 12.45.

(B) SAN ANTONIO AND CORPUS CHRISTI. Continental Bus Lines. (Daily) (Rail Tickets Honored)

Note.—Continental Bus Lines will honor all rail tickets which are routed via Southern Pacific Lines between San Antonio and Corpus Christi. As no arrangement for handling checked baggage by Continental Bus Lines, baggage must be checked to and from San Antonio only.

Leave San Antonio	12.30, 8.00, 11.45, 4.30, 6.05, 8.30.
Arrive Corpus Christi	4.30, 11.40, 4.05, 8.35, 9.45, 12.30.
Leave Corpus Christi	1.40, 6.00, 8.15, 11.45, 6.00, 9.40.
Arrive San Antonio	5.40, 10.20, 11.55, 4.20, 9.45, 1.45.

(C) SAN ANTONIO AND McALLEN. Union Bus Lines. (Daily) (Rail Tickets Honored)

Note.—Union Bus Line will honor all rail tickets which are routed via Southern Pacific Lines between San Antonio and McAllen. As no arrangement for handling checked baggage by Union Bus Lines, baggage must be checked to and from San Antonio only.

Leave San Antonio	12.30, 8.00, 11.45, 4.30, 8.30.
Arrive McAllen	6.25, 2.02, 5.42, 10.30, 2.12.
Leave McAllen	11.55, 8.05, 10.30, 3.45, 8.00.
Arrive San Antonio	5.40, 1.55, 4.20, 9.45, 1.45.

## Table 54

HARWOOD, GONZALES

219 Mixed	217 Mixed	Mis.	216 Mixed	218 Mixed
† 4 45	† 1 25	0	Lv Harwood, Tex. 5, 17	Ar 1 10
5 15	1 55	12	Ar Gonzales, Tex.	Lv † 12 40

Trains 216-217 and 218-219: Coach.

Table 55  
HOUSTON AND GALVESTON TEXAS BUS LINES  
(Rail Tickets Honored) Daily.

Note.—Tickets reading via Southern Pacific Lines between Houston and Galveston will be honored between those points by the Texas Bus Lines. As no arrangement for handling checked baggage by Texas Bus Lines, baggage must be checked to and from Houston only.

Leave Houston	(Continental Station) 12.15, 5.15, 6.50, 8.00, 9.15, 10.45, 11.15, 12.15, 1.50, 2.40, 3.30, 4.15, 5.00, 5.30, 6.15, 7.45, 9.15, 10.15.
Arrive Galveston	2.00, 7.00, 8.25, 9.45, 11.05, 12.30, 12.40, 2.00, 3.25, 4.20, 4.55, 6.05, 6.45, 7.20, 8.00, 9.20, 10.45, 12.05.
Leave Galveston	12.05, 5.30, 6.50, 8.25, 9.15, 10.20, 11.30, 12.45, 1.30, 2.50, 3.45, 4.30, 5.10, 6.45, 6.30, 7.30, 9.00, 10.30.
Arrive Houston	(Continental Station) 1.50, 7.30, 8.35, 10.05, 10.50, 11.50, 12.50, 2.25, 3.05, 4.30, 5.05, 6.05, 6.40, 7.30, 8.10, 9.05, 10.40, 12.15.

Table 56  
BEAUMONT AND PORT ARTHUR  
Southwestern Greyhound Lines—Daily  
(Rail Tickets Honored)

Note.—Southwestern Greyhound Lines will honor all rail tickets which are routed via Southern Pacific between Beaumont and Port Arthur. Baggage may be checked through, and will be handled on Southern Pacific Transport between Beaumont and Port Arthur.

Leave Beaumont	6.05, 7.30, 10.30, 1.15, 2.30, 4.00, 5.00, 7.00, 9.00, 10.30.
Leave Port Arthur	6.15, 7.10, 8.10, 9.30, 11.45, 12.40, 2.45, 5.30, 8.05, 11.20.

Running Time 1 Hour

## Table 57

MARFA, ALPINE, BIG BEND NATIONAL PARK  
(Baygett Coaches)

† 8 00	† 8 00	Lv Marfa, Tex.	Ar 5 45	5 45
8 55	8 55	Lv Alpine.	Ar 5 00	5 05
	9 35	Lv Marathon.	Lv 4 25	4 25
	10 40	Lv Cooper's Store.	Lv 3 20	3 20
12 15		Lv Terlingua.	Lv 1 35	1 35
1 15	11 59	Ar Park Headquarters.	Lv 12 30	† 1 55

# PACIFIC RAILROAD OF MEXICO

READ DOWN

READ UP

Table 58				Elev.								
40	6	44	2	4	Mis.	5	1	39	43	3		
* 12 15	* 9 00	* 7 30	* 8 00	* 1 30	0	Lv Los Angeles S.P. (P.T.)	Ar 290	3 15	4 15	7 20	6 00	7 30
1 20	10 55	10 30	7 45	12 08	502	Ar Tucson S.P. (M.T.)	Lv 2386	* 3 35	* 6 05	* 8 35	* 2 05	* 9 15

CITIZEN AUTO STAGES (Daily) Rail Tickets Honored

						0	Lv Tucson.	Ar 2386	8 40	10 55	† 12 55	2 55	4 40	5 40	7 40	9 55	11 55
						66	Ar Nogales, Ariz. (M.T.)	Lv 3863	7 00	9 15	† 11 15	1 15	3 00	4 00	6 00	8 15	10 15

No. 10 (Daily)				Mountain Standard Time				No. 9 (Daily)			
(Example)	Mo	10 00	0	Kms.	Mis.	Elev.	4 40 Tu	(Example)			
		5 25	281	175	0	Lv Nogales, Mex. (M.T.)	Ar 3869	9 24			
		9 00	423	263	Lv Empalme	Ar 5	4 30				
		9 20	432	269	Ar Guaymas	Lv 2	4 10				
		8 00	0	0	Lv Guaymas	Ar 2	5 40				
		8 20	9	6	Ar Empalme	Lv 5	5 20				
		9 20	423	263	Lv Empalme	Ar 5	4 50				
		11 36	525	327	Lv Corral	Ar 122	2 25	Tu			
	Tu	7 30	1186	737	Lv Mazatlan	Ar 4	6 40	Mo			
	We	6 25	1503	934	Lv Tepic	Ar 3001	7 42				
	We	5 00	1779	1106	Ar Guadalajara (C.T.)	Lv 5036	11 40	Su			
No. 6.				National Rys. of Mexico				No. 5			
		6 30	0	0	Lv Guadalajara (C.T.)	Ar 5036	7 30	Su			
	Th	8 20	612	381	Ar Mexico City (C.T.)	Lv 7349	6 15	Sa			

Coaches: Nogales and Guadalajara (non-air-conditioned).

†—Fridays only.  
 †—Mondays only.  
 †—Mixed Train—Daily except Sunday.  
 †—Flag stop to entrain or detrain passengers.  
 All PM time in Dark Faced figures.  
 \*—Daily.  
 †—To and From S. P. Depot.  
 †—Open for occupancy 9:00PM.  
 Kms.—Kilometers. †6214 of a mile.  
 M.T.—Mountain Standard Time.  
 P.T.—Pacific Standard Time.  
 C.T.—Central Standard Time.

# TIMES SHOWN BELOW ARE STANDARD TIME

## OVERLAND ROUTE • WESTBOUND

NEW YORK - CHICAGO - OMAHA - OGDEN - RENO - SACRAMENTO - OAKLAND - SAN FRANCISCO  
ST. LOUIS - KANSAS CITY - DENVER - SALT LAKE CITY

Table 60		Gold Coast No. 23 Daily Example	Streamliner City of San Francisco No. 101 Daily Example	San Francisco Overland No. 27 Daily Example
Lv New York (E.T.) (74).....	N.Y.C.			6 00 Sa
Ar Chicago (C.T.).....	"			11 20 Su
Lv New York (E.T.) (74).....	Penna.			5 55 Sa
Ar Chicago (C.T.).....	"			9 45 Su
Lv CHICAGO (C.T.).....	C&NW	10 30 Su	7 00 Su	4 00 Su
Lv St. Louis.....	Wab.	8 00 Su		
Ar Omaha.....	"	7 55 Mo		
Lv Omaha.....	U.P.	10 00 Mo	2 55 Mo	1 30 Mo
Ar Cheyenne (M.T.).....	"	7 35 Mo	9 10 Mo	10 00 Mo
Lv St. Louis (C.T.).....	Wab.	11 40 Su		64 00 Su
Lv Kansas City.....	U.P.	8 30 Mo		9 30 Su
Lv Denver (M.T.).....	"	7 30 Mo		8 25 Mo
Ar Cheyenne.....	"	"		" Mo
Ar Ogden (M.T.).....	"	7 30 Tu		8 35 Mo
Lv Cheyenne.....	U.P.	7 45 Mo	9 20 Mo	10 10 Mo
Ar Ogden (M.T.).....	"	7 30 Tu	6 05 Mo	8 45 Mo
Lv Salt Lake City.....	U.P.	5 30 Tu		7 15 Mo
Ar Ogden (M.T.) (66).....	"	6 20 Tu		8 05 Mo
Lv Salt Lake City.....	O.G.L.		▲ 5 00 Mo	
Ar Ogden (M.T.).....	"		▲ 6 00 Mo	
Lv Ogden (M.T.).....	S.P.	8 10 Tu	6 22 Mo	9 10 Mo
Lv Sparks (P.T.).....	"			7 35 Su
Lv Reno.....	"	9 45 Tu	2 17 Tu	6 40 Tu
Lv Truckee.....	"	10 50 Tu		7 35 Tu
Ar Sacramento.....	"	3 20 We	6 42 Tu	11 32 Tu
Ar Berkeley.....	"	5 40 We	8 21 Tu	1 24 Tu
Ar Oakland (16th St.).....	"	5 50 We	8 31 Tu	1 35 Tu
Ar Oakland Pier.....	Ferry	6 00 We	8 40 Tu	1 45 Tu
Ar SAN FRANCISCO (Market St.).....	"	6 35 We	9 15 Tu	2 20 Tu

Starting April 25th—

## FASTER SCHEDULE FOR "San Francisco OVERLAND"

One hour faster—eastbound and westbound.  
See spectacular High Sierra mountains by day.  
Smooth riding, comfortable, modern cars.  
Chicago - Omaha - Cheyenne - Reno - San Francisco.

Mail No. 21 Daily Example	Passenger No. 25 Daily Example
7 35 Su	9 35 Su
6 17 Su	10 00 Su
7 16 Su	11 10 Su
11 25 Su	4 05 Mo
1 56 Mo	
2 20 Mo	
3 10 Mo	

### TRAIN 23 GOLD COAST

Via C. & N. W. Omaha; U. P. Ogden; S. P.

Full Lounge Car: ★Chicago to San Francisco.

Standard Sleepers:

- ★Chicago to San Francisco. (Sections, Drawing Room.) Car 235.
- ★Kansas City to San Francisco. (On U.P. No. 17 to Green River.) (12 Sec., 1 DR.) Car 173.
- ★Ogden to San Francisco. (Sections, Drawing Room.) Car 231.
- ★Reno to San Francisco. (Occupancy upon arrival Reno.) (Returns on Train 26.) (10 Sec., 1 DR., 2 Compts.) Car 239.

Chair Cars:★Chicago to San Francisco.

- ★Kansas City to San Francisco. (On U. P. No. 17 to Green River.)

Pillow service available at nominal charge.

Dining Car:★Cedar Rapids to San Francisco.

News Agent Car:★Ogden to San Francisco.

Tickets Honored: All classes.

### TRAIN 21 MAIL

Via S. P.

### TRAIN 25 PASSENGER

Via S. P.

Coch: Sparks to Sacramento.

All PM time in Dark faced figures.

- ★Regularly assigned cars are air-conditioned.
- C.&N.W. Passenger Station (Madison, Canal & Clinton Sts.).
- E.T.—Eastern Standard Time.
- M.T.—Mountain Standard Time.
- C.T.—Central Standard Time.
- P.T.—Pacific Standard Time.
- ▲—Bus leaves and arrives O.G.L. Depot. Union Pacific Interstate tickets honored.
- Operates via Borie cut-off; not via Cheyenne.
- ↳—Seat reservations required in Coaches on Train No. 9 between St. Louis and Ogden.

### PASSENGERS USE FERRY STEAMER FROM OAKLAND PIER TO SAN FRANCISCO.

#### TRAIN 101 STREAMLINER

**CITY OF SAN FRANCISCO—Extra Fare**  
Via C. & N. W. Omaha; U. P. Ogden; S. P.

Radio Lounge: (For Pullman Car Passengers.) (Shower Bath and Valet Service.)

★Chicago to San Francisco.

Standard Sleepers:★Chicago to San Francisco. (Sections, Roomettes, Bedrooms, Compartments, Drawing-Rooms.)

Lounge Car:★Chicago to San Francisco. (For Coach Passengers.)

Chair Cars:★Chicago to San Francisco. (Please reserve seats in advance.)  
Pillow service available at nominal charge.

Dining Car:★Chicago to San Francisco.

Coffee Shop:★Chicago to San Francisco.

Baggage: Checked baggage service from Omaha, Nebr. and east, Cheyenne, Wyo., Green River, Wyo., and Ogden, Utah, destined Reno, Nev., and west.

Tickets Honored: Ask Agents.

#### EXTRA FARES "CITY OF SAN FRANCISCO"

Between (Example Fares)	Coach Class (one-way)	First Class (one-way)
San Francisco, Reno and Chicago...	\$5.00	\$15.00
San Francisco and Ogden.....	2.00	6.00
San Francisco Reno and Omaha...	3.75	11.25
Reno and Ogden.....	1.25	3.75
San Francisco and Reno.....	1.25	3.75
San Francisco, Reno and Cheyenne	2.50	7.50
Ogden and Cheyenne.....	1.25	3.75

(10% Federal Tax Not Included)

Examples of fares shown are for adults, half of adult service charges for children 5 years of age and under 12. No charge for children under 5 when accompanied by parent or guardian.

#### TRAIN 27 STREAMLINER

#### SAN FRANCISCO OVERLAND

Via C. & N. W. Omaha; U. P. Ogden; S. P.

Full Lounge Car:★Chicago to San Francisco. (For Pullman Car Passengers.) (Valet Service.)

Standard Sleepers: ★New York to San Francisco. (On N.Y.C. 17, leaving on odd days in May and Aug., even days in June, July and Sept.) (10 Rmts., 6 BR.) Car 1727.

★New York to San Francisco. (On Penna. 1, leaving on even days in May and Aug., odd days in June, July and Sept.) (10 Rmts., 6 BR.) Car PA-1.

★Chicago to San Francisco. (4 Compts., 4 BR., 2 DR.) Car 273. (6 Sec., 6 Rmts., 4 BR.) Car 274. (10 Rmts., 6 BR.) Car 275.

★St. Louis to San Francisco. (On Wabash No. 9 to Kansas City U.P. No. 9 to Ogden, thence S.P. No. 27.) (6 Sec., 6 Rmts., 4 BR.) Car 92.

★Salt Lake City to San Francisco. (On U.P. No. 6-S.P.) (6 Sec., 6 Rmts., 4 BR.) Car 627.

Chair Cars: (Please reserve seats in advance.)

★Chicago to San Francisco. Cars 270, 271, 272.

★St. Louis to San Francisco. (Please reserve seats in advance.) (Via Wabash No. 9 to Kansas City. U.P. No. 9 to Ogden, thence S.P. No. 27.) Car 97.

★Reno To San Francisco. Car RC-1.

Pillow service available at nominal charge.

Lounge Car:★Chicago to San Francisco. (For Chair Car passengers.)

Dining Car:★Chicago to San Francisco.

Coffee Shop Car:★Ogden to San Francisco.

News Agent Service (Ogden to San Francisco).


Baggage: Baggage car not regularly handled. No checked service to or from intermediate stations Ogden to Oakland Pier.

Tickets Honored: Ask Agents.

# TIMES SHOWN BELOW ARE STANDARD TIME OVERLAND ROUTE • EASTBOUND

SAN FRANCISCO - OAKLAND - SACRAMENTO - RENO - OGDEN - OMAHA - CHICAGO  
NEW YORK - SALT LAKE CITY - DENVER - KANSAS CITY - ST. LOUIS

Table 61	San Francisco Overland No. 28 Daily Example	Streamliner City of San Francisco No. 102 Daily Example	Gold Coast No. 24 Daily Example	Mail No. 22 Daily Example	Passenger No. 26 Daily Example	TRAIN 102 STREAMLINER	
						CITY OF SAN FRANCISCO—Extra Fare Via S. P. Ogden; U. P. Omaha; C. & N. W. Chicago	
Lv SAN FRANCISCO } Market St. .... S.P.	11 30 Su	5 00 Su	6 30 Su	9 00 Su	9 00 Su	<p><b>Radio.</b> Lounge: (For Pullman Car Passengers.) (Shower Bath and Valet Service.) ★San Francisco to Chicago. Standard Sleepers: ★San Francisco to Chicago. (Sections, Roomettes, Bedrooms, Compartments, Drawing-Rooms.) Lounge Car: ★San Francisco to Chicago. (For Coach Passengers.) Chair Cars: ★San Francisco to Chicago. (Please reserve seats in advance.) Pillow service available at nominal charge. Dining Car: ★San Francisco to Chicago. Coffee Shop: ★San Francisco to Chicago. Baggage: Checked baggage service from Reno, Nev., and west, destined Ogden, Utah, Green River, Wyo., Cheyenne, Wyo., Omaha, Nebr., and east. Tickets Honored. Ask Agents.</p> <p style="text-align: center;"><b>TRAIN 28 STREAMLINER</b> <b>SAN FRANCISCO OVERLAND</b> Via S. P. Ogden; U. P. Omaha; C. &amp; N. W. Chicago</p> <p>Full Lounge Car: ★San Francisco to Chicago. (For Pullman Car Passengers.) (Valet Service.) Standard Sleepers: ★San Francisco to New York. (On N.Y.C. 22, leaving on even days in May and August, odd days in June, July and Sept.) (10 Rmts., 6 BR.) Car N287. ★San Francisco to New York. (On Penna. 2, except Sat., and 70 Sat. only, leaving on odd days in May and August, even days in June, July and Sept.) (10 Rmts., 6 BR.) Car P287. ★San Francisco to Chicago. (4 Compts., 4BR., 2 DR.) Car 283. (6 Sec., 6 Rmts., 4 BR.) Car 285. (10 Rmts., 6 BR.) Car 286. ★San Francisco to St. Louis. (On No. 28 to Ogden, U.P. No. 10 via Denver to Kansas City, Wabash No. 10 to St. Louis.) (6 Sec., 6 Rmts., 4 BR.) Car 288. ★San Francisco to Salt Lake City. (On S.P.-U.P. No. 30) (6 Sec., 6 Rmts., 4 BR.) Car 289. Chair Cars: (Please reserve seats in advance.) ★San Francisco to Chicago. Cars 279, 280, 281. ★San Francisco to St. Louis. (Please reserve seats in advance.) (Via No. 28 to Ogden, U.P. No. 10 via Denver to Kansas City, Wabash No. 10.) Car 282. ★San Francisco to Reno. Car RC-1. Pillow service available at nominal charge. Lounge Car: ★San Francisco to Chicago. (For Chair Car passengers.) Dining Car: ★San Francisco to Chicago. Coffee Shop Car: ★San Francisco to Ogden. News Agent Service (San Francisco to Ogden). Baggage: Baggage car not regularly handled. No checked service to or from intermediate stations Oakland Pier to Ogden. Tickets Honored: Ask Agents.</p>	
Lv Oakland Pier } Ferry .....	11 58 Su	5 30 Su	7 00 Su	9 30 Su	9 35 Su		
Lv Oakland (16th St.) .....	12 06 Su	5 37 Su	7 08 Su	9 38 Su	9 45 Su		
Lv Berkeley .....	12 14 Su	5 45 Su	7 17 Su	9 47 Su	9 55 Su		
Lv Sacramento .....	2 05 Su	7 25 Su	9 40 Su	12 05 Mo	12 45 Mo		
Ar Truckee .....	5 52 Su		1 58 Mo	4 25 Mo	5 45 Mo		
Ar Reno .....	6 56 Su	11 51 Su	3 20 Mo	5 55 Mo	7 30 Mo		
Ar Sparks (P.T.) .....					7 45 Mo		
Ar Ogden (M.T.) .....	6 25 Mo	9 40 Mo	6 30 Mo	7 05 Mo			
Lv Ogden (M.T.) (86) .....	7 30 Mo		8 50 Mo				
Ar Salt Lake City (M.T.) .....	8 25 Mo		9 45 Mo				
Lv Ogden (M.T.) .....		▲11 40 Mo	7▲00 Mo				
Ar Salt Lake City (M.T.) .....		▲12 40 Mo	8▲00 Mo				
Lv Ogden (M.T.) .....	7 00 Mo	9 55 Mo	7 15 Mo				
Ar Cheyenne .....	5 05 Mo	6 30 Mo	8 15 Tu				
Lv Ogden (M.T.) .....	b 6 50 Mo		7 10 Mo				
Lv Cheyenne .....	a		8 00 Tu				
Ar Denver .....	6 20 Mo		10 30 Tu				
Ar Kansas City (C.T.) .....	7 15 Tu		7 35 We				
Ar St. Louis .....	12 29 Tu						
Lv Cheyenne (M.T.) .....	5 20 Mo	6 40 Mo	8 30 Tu				
Ar Omaha (C.T.) .....	3 15 Tu	2 50 Tu	7 50 Tu				
Ar CHICAGO (C.T.) O. .... C.&N.W.	1 00 Tu	11 00 Tu	7 00 We				
Lv Chicago (C.T.) (74) .....	4 30 Tu						
Ar New York (E.T.) .....	e10 10 We						
Lv Chicago (C.T.) (74) .....	6 20 Tu						
Ar New York (E.T.) .....	1 03 We						



THE "CITY OF SAN FRANCISCO" is the fastest train over any route between Chicago and San Francisco. Enjoy privacy and comfort of modern Pullman rooms, congenial atmosphere in Lounge and Dining Cars.

**EASY TRAIN-TO-TRAIN BAGGAGE TRANSFER AT CHICAGO** between Pullman space on "CITY OF SAN FRANCISCO" and "20th Century Ltd.", "Commodore Vanderbilt", "Capitol Ltd.", "Broadway Ltd.", "The General", "Liberty Ltd.". Ask your Pullman porter about this convenient service available both eastbound and westbound.

### TRAIN 24 GOLD COAST

Via S. P. Ogden; U. P. Omaha; C. & N. W. Chicago

Full Lounge Car: ★San Francisco to Chicago.

Standard Sleepers:

- ★San Francisco to Chicago. (Sections, Drawing-Rooms.) Cars 245, 247.
  - ★San Francisco to Kansas City. (On U. P. No. 38-18 from Ogden.) (12 Sec., 1 D.R.) Car 243.
  - ★San Francisco to Ogden. (Sections, Drawing-Room.) Car 241.
- Chair Cars: ★San Francisco to Chicago.  
★San Francisco to Kansas City. (On U.P. No. 38-18 from Ogden.)  
Pillow service available at nominal charge.  
Dining Car: ★San Francisco to Omaha.  
News Agent Car: ★San Francisco to Ogden.  
Tickets Honored: All classes.

### TRAIN 22 MAIL Via S. P.

### TRAIN 26 PASSENGER

Standard Sleeper: ★San Francisco to Reno (10 Sec., 1 DR., 2 Compts.) Car 260. (Returns on Train 23.)  
Coach: San Francisco to Sparks.  
Baggage: No checked service to or from intermediate stations Oakland Pier to Sacramento.

All PM time in Dark faced agures.

★—Regularly assigned cars are air-conditioned.

○—C.&N.W. Passenger Station (Madison, Canal & Clinton Sts.)

P.T.—Pacific Standard Time.

C.T.—Central Standard Time.

M.T.—Mountain Standard Time.

E.T.—Eastern Standard Time.

▲—Bus leaves and arrives O.G.L. Depot, Union Pacific Interstate tickets honored.

a—Operates via Borie cut-off; not via Cheyenne.

b—Seat reservations required in Coaches on Train No. 10 between Ogden and St. Louis.

c—Arrive N. Y. on Sunday at 12:00 Noon.

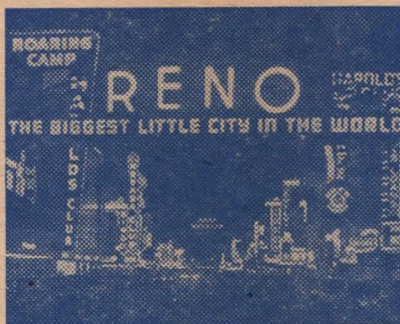
f—Flag stop to entrain or detrain pay passengers.

# TIMES SHOWN BELOW ARE STANDARD TIME OVERLAND ROUTE

SAN FRANCISCO - SACRAMENTO - RENO - OGDEN - SALT LAKE CITY - OMAHA - CHICAGO

## WESTBOUND

Table 62		Mls.	Gold Coast No. 23 Daily	City of San Francisco No. 101 Daily	San Francisco Overland No. 27 Daily	Mail No. 21 Daily
Lv Chicago (C.T.)... C. & N.W.	0	0	7 00	4 00	4 00	
Ar Ogdén (M.T.)... Un. Pac.	1478	7 30	6 05	8 45		
Lv Salt Lake City... Un. Pac.	0	5 30		7 15		
Ar Ogdén (M.T.)... " "	36	6 20		8 05		
Lv Salt Lake City... O.G.L.	0		▲5 00			
Ar Ogdén (M.T.)... " "	37		▲6 00			
Lv Ogdén, Ut. (M.T.)... S.P.▲	0	8 10	6 22	9 10	7 35	
<i>Set watch back one hour</i>						
" Promontory Point (P.T.)	24	f	f	f	f	
" Lucin, Utah	103	f 9 55				
" Tecoma, Nevada	115	f				
" Montello	121	10 28		f 9 10		
" Cobre	138				10 33	
" Wells (70)	176	12 08				
" Alazon	180	12 15				
" Deeth	194	12 35				
" Halleck	206	12 50				
" Elko	227	1 25		g 12 54		
" Carlin	249	1 05	9 39	1 28	12 05	
" Palisade	257	f 2 20				
" Beowawe	275	f 2 42				
" Battle Mountain (s)	307	f 2 26				
" Iron Point	335	f 2 59				
" Golconda	349	f 4 18				
" Weso	362	f 4 33				
" Winnemucca (70)	366	f 4 43		m 3 23		
" Mill City	394	f 5 15				
" Imlay	399	f 5 28		f 3 58	f 2 35	
" Lovelock	439	f 6 18			f 3 19	
" Hazen (69)	495	f 7 28				
" Fernley	507	f				
" Sparks	538				9 35	
Ar Reno	540	9 45	2 17	6 40	6 17	10 00
Lv Reno (71)	540	9 45	2 17	6 40	6 17	10 00
" Verdi, Nevada	551	10 02				10 17
" Floriston, Cal.	561	10 18				
Ar Truckee	575	10 50		7 35	7 16	11 10
Lv Truckee	575	10 50		7 35	7 16	11 10
" Norden (Sugar Bowl)	591	11 26				11 49
" Soda Springs	592	c				
" Cisco	603	c				
" Emigrant Gap	611	c 12 07				12 33
" Blue Canon	616	c				12 44
" Towle	625	c				
" Alta	626	c				
" Dutch Flat	628	c				
" Gold Run	630	c 12 46				f 1 15
" Colfax	640	1 16			9 31	1 45
" New England Mills (Weimar)	645	c				
" West Applegate	648	c				
" Clipper Gap	651	c				
" Bowman	654	c 1 44				f 2 15
" Auburn (R. R. St.) (71)	658	1 54				f 2 27
" Newcastle	663	c 2 04				f 2 39
" Penryn	666	c				
" Loomis	668	c 2 16				f 2 52
" Rocklin	672	c 2 23				f 3 00
" Roseville	676	2 45		10 58	10 47	3 30
Ar Sacramento	693	3 20	6 42	11 32	11 25	4 05
Lv Sacramento	0	7 00	7 00	7 45	7 00	
Ar Stockton	48	8 20	8 20	8 56	8 20	
Ar Fresno	170	11 25	11 25	11 50	11 25	
Ar Bakersfield	278	1 34	1 34	2 10	1 34	
Ar Los Angeles (Un. Sta.)	447	6 30	6 30	7 40	6 30	
Lv Sacramento	693	3 40	6 48	11 37	11 55	
" Davis	707	c 3 56			f 12 11	
" Dixon	715	c 4 05				
" Suisun-Fairfield	733	c 4 24		c 12 17	12 40	
" Martinez (To Benicia)	751	4 47		c 12 38		
" Crockett (To Vallejo)	756	5 02		12 49	1 15	
" Richmond	770	5 26		1 10	1 40	
" Berkeley	776	5 40	8 21	1 24	1 56	
Ar Oakland (16th St.)	780	5 50	8 31	1 35	f 2 10	
Ar Oakland Pier	782	6 00	8 40	1 45	f 2 20	
Lv Oakland Pier   Ferry	782	6 15	8 55	2 00	2 50	
Ar San Francisco   Mkt. St.	785	6 35	9 25	2 20	3 10	
<b>TRAIN NUMBERS</b>						
	23	101	27	21	25	



**VISIT RENO — "FUN CENTER OF THE WEST."** The "Biggest Little City in the World" offers top-flight entertainment, luxurious hotels, summer and winter recreation. Nearby are lovely Lake Tahoe and historic Virginia City, center of the Comstock Lode mining country. Southern Pacific's Overland Route trains serve Reno exclusively.

All PM time in Dark faced figures.  
 P.T.—Pacific Standard Time.  
 M.T.—Mountain Standard Time  
 C.T.—Central Standard Time.  
 ▲—Air Mail dispatched.  
 ■—To or from Weimar.  
 ▲—Bus leaves and arrives O.G.L. Depot. Union Pacific Interstate tickets honored.  
 a—Stops on flag to entrain pay passengers for Ogdén or beyond; also detrain from Reno or beyond.  
 c—Stops on flag to detrain pay passengers from Ogdén or beyond.  
 f—Flag stop to entrain or detrain passengers.  
 g—Stops on flag to entrain pay passengers for Reno and beyond; also detrain from Ogdén or beyond.  
 h—Stops on flag to entrain pay passengers for Ogdén or beyond.  
 k—Stops on flag to entrain pay passengers for Ogdén and beyond; also detrain from Sacramento and beyond.  
 m—Stops on flag to entrain pay passengers for Sacramento and beyond; also detrain from Ogdén and beyond.  
 s—Between Battle Mountain and North Battle Mountain motor vehicles provided by S.P. for connection only with Train No. 24.

## EASTBOUND

Table 63		Mls.	San Francisco Overland No. 28 Daily	City of San Francisco No. 102 Daily	Gold Coast No. 24 Daily	Mail No. 22 Daily	Passenger No. 26 Daily
Elev							
6	Lv SAN FRANCISCO Mkt. St. ▲	0	11 30	5 00	6 30	9 00	9 00
14	Ar Oakland Pier   Ferry... ▲	4	11 50	5 20	6 50	9 20	9 20
14	Lv Oakland Pier... ▲	4	11 58	6 30	7 00	9 30	9 35
10	Lv Oakland (16th St.)... ▲	6	12 06	6 37	7 08	9 38	9 45
18	" Berkeley... ▲	9	12 14	6 45	7 17	9 47	9 55
41	" Richmond... ▲	15	12 24		7 27	9 58	10 07
14	" Crockett (To Vallejo)... ▲	29	12 45		7 52	10 21	10 31
10	" Martinez (To Benicia)... ▲	35	12 56		8 05	10 35	10 45
12	" Suisun-Fairfield... ▲	52	1 17		8 27	10 58	11 10
67	" Dixon... ▲	70					f 11 34
52	" Davis... ▲	79			8 58		f 11 50
35	Ar Sacramento... ▲	92	2 00	7 20	9 20	11 45	12 10
290	Lv Los Angeles (Un.Sta.)	0	6 55	6 20	6 20	6 20	6 20
414	Lv Bakersfield	169	12 25	11 13	11 13	11 13	11 13
290	Lv Fresno	277	3 15	1 17	1 17	1 17	1 17
24	Lv Stockton	399	6 15	4 05	4 05	4 05	4 05
35	Ar Sacramento	447	7 30	5 20	5 20	5 20	5 20
35	Lv Sacramento	32	2 05	7 25	9 40	12 05	12 45
162	" Roseville	110	2 39		10 17	12 44	1 30
249	" Rocklin	114					2 30
956	" Newcastle	123					f 1 57
1267	" Auburn (Nev. St.) (71)	127			10 50		2 11
1625	" Bowman	132					f 2 19
1745	" Clipper Gap	134					
1965	" East Applegate	137					f 2 29
2213	" New England Mills (M)	141					
2418	" Colfax	145	3 31		11 25	1 55	2 55
3227	" Gold Run	155					f 3 25
3330	" Dutch Flat	157					f
3607	" Alta	159					f
3700	" Towle	160					f
4693	" Blue Canon	170					4 00
5218	" Emigrant Gap	174					f 4 15
5933	" Cisco	182					f
6752	" Soda Springs	193					f
6880	" Norden (Sugar Bowl)	194			f 1 23		5 15
5819	Ar Truckee	209	5 52		1 58	4 25	5 45
5819	Lv Truckee	209	5 52		1 58	4 25	6 00
5320	" Floriston, Cal.	223					f 6 40
4918	" Verdi, Nevada	233					f
4500	Ar Reno (71)	244	6 56	11 51	3 20	5 55	7 30
4500	Lv Reno	244	6 56	11 51	3 20	5 55	7 30
4427	Ar Sparks	246					7 45
4159	Lv Fernley	277					f
4014	" Hazen (69)	289			f 4 48		7 15
3982	" Lovelock	345			6 05	8 21	
4199	" Imlay	385	f 9 38		6 55	9 06	
4231	" Mill City	389			f 7 01		f
4336	" Winnemucca (70)	418	10 12		7 39	9 49	
4306	" Weso	421			f 7 47		
4345	" Golconda	434			f 8 02		
4384	" Red House	447			f 8 17		
4495	" Nor. Battle Mntn. (s)	475			8 47	10 52	
4690	" Beowawe	504			f 9 30		
4854	" Palisade	521			f 9 57		
4896	" Carlin	530	12 14	4 23	10 22	12 10	
5062	" Elko	551	12 36		10 55	12 34	
5236	" Halleck	574			f 11 26		f
5346	" Deeth	585			f 11 40		f
5605	" Alazon	599			f 11 55		f
5633	" Wells (70)	603			12 15	1 42	
5924	" Cobre	640					
4880	" Montello	657			f 1 49	3 02	
4809	" Tecoma, Nevada	664			f 1 59		f
4476	" Lucin, Utah	675			f 2 15		f
4219	" Promontory Point (P.T.) <i>Set watch ahead one hour</i>	754					f
4300	Ar Ogdén (M.T.)... S.P.▲	778	6 25	9 40	6 30	7 05	
4300	Lv Ogdén (M.T.) Un. Pac.	0	7 30		8 50	8 50	
4251	Ar Salt Lake City " "	36	8 25		9 45	9 45	
4300	Lv Ogdén (M.T.) O.G.L.	0		11 40	7 40		
4251	Ar Salt Lake City " "	36		12 40	8 40		
4300	Lv Ogdén, Ut. (M.T.) U.P.	778	7 00	9 55	7 15		
614	Ar Chicago (C.T.)... C&N.W.	2256	1 00	11 00	7 00		
<b>TRAIN NUMBERS</b>							
			28	102	24	22	26

**TIMES SHOWN BELOW ARE STANDARD TIME**

**OVERLAND ROUTE**

MISCELLANEOUS SERVICE IN CALIFORNIA AND NEVADA

**IT'S EASY TO EXPRESS IT ANYWHERE!**

Whatever it is, wherever it's going, the convenient way to ship it is Railway Express.



**Table 65**

**SACRAMENTO, FOLSOM, PLACERVILLE**

Pacific Greyhound Lines  
(Rail Tickets Honored between Sacramento and Placerville)

* 4 45	1 15	8 15	Lv Sacramento (PGLSta.)	Ar	7 45	11 35	4 30
5 20	1 50	8 50	Lv Folsom	Ar	7 10	10 55	3 50
5 50	2 25	9 25	Lv El Dorado	Ar	6 35	10 25	20
6 00	2 30	9 30	Lv Diamond Springs	Ar	6 30	10 20	15
6 15	2 45	9 45	Lv Placerville	Ar	6 15	10 05	3 00

**(A) Table 66 OGDEN, SALT LAKE CITY**  
Union Pacific—Daily

0	Lv Salt Lake City	5 05	5 30	5 45	8 50	5 30	6 00	7 15
36	Ar Ogden (M.T.)	6 05	6 20	6 30	9 35	6 25	6 50	8 05
0	Lv Ogden (M.T.)	6 35	7 30	8 10	8 15	6 25	8 50	9 05
36	Ar Salt Lake City	7 35	8 25	8 55	9 10	7 10	9 45	10 00

**(B) OGDEN, HUNTINGTON, SPOKANE, PORTLAND**  
Union Pacific Daily

23-11		33-17		12-30		18-34			
Mo	7 20	Mo	6 50	Lv Ogden (M.T.)	U.P. Ar	7 30	Tu	8 30	Mo
Mo	10 45	Mo	10 10	Ar Pocatello	Lv	4 05	Tu	5 10	Mo
Mo	11 15	Mo	10 35	Lv Pocatello	Ar	3 00	Tu	4 45	Mo
Tu	12 18	Mo	11 45	Ar Minidoka	Lv	1 40	Tu	3 35	Mo
Tu	7 40			Ar Twin Falls	Lv	7 00	Mo		
Tu	8 20			Ar Buhl	Lv	6 15	Mo		
Tu	1 05	Mo	12 40	Ar Shoshone	Lv	12 50	Tu	2 40	Mo
Tu	3 59	Mo	3 45	Lv Boise	Lv	9 55	Mo	11 50	Mo
Tu	4 36	Mo	4 25	Lv Nampa	Lv	9 05	Mo	11 20	Mo
Tu	6 35	Mo	6 25	Lv Huntington (M.T.)	Ar	7 10	Mo	9 25	Mo
Tu	5 45	Mo	5 35	Lv Huntington (P.T.)	Ar	6 00	Mo	8 15	Mo
Tu	8 25	Mo	8 20	Lv La Grande	Lv	3 25	Mo	5 35	Mo
Tu	11 25	Mo	11 50	Ar Hinkle	Lv	12 15	Mo	2 00	Mo
		Tu	6 30	Ar Spokane	Lv			9 00	Su
Tu	4 00	Tu	5 30	Ar Portland	Lv	8 05	Mo	9 30	Su

**(C) OGDEN, POCATELLO, BUTTE—Union Pacific**

33 Daily		29 Daily		30 Daily		34 Daily			
Su	6 50	Su	7 20	Lv Ogden (M.T.)	Ar	7 10	Mo	8 30	Su
Su	10 10	Su	10 45	Ar Pocatello	Lv	3 55	Mo	5 10	Su
Su	12 25	Mo	12 55	Ar Idaho Falls	Lv	1 25	Mo	3 00	Su
		Mo	4 15	Ar Armstead	Lv	9 58	Mo		
		Mo	7 10	Ar Butte	Lv	7 15	Su		

**SAN FRANCISCO, SACRAMENTO, RENO, SUSANVILLE, ALTURAS, LAKEVIEW, KLAMATH FALLS**

24 Daily (A) Table 67		27 Daily	
6 30	Lv San Francisco (M.M. St. Ar)	2 20	
7 00	Ar Oakland Pier (Ferry Ar)	1 45	
7 03	Ar Oakland (16th Street)	1 35	
9 40	Lv Sacramento	11 32	
3 20	Ar Reno	6 40	
▲ 7 45	Lv Reno (S. P. Station)	11 20	
10 01	Ar Susanville	9 25	
11 25	Ar Ravendale	7 53	
11 50	Ar Madeline	7 28	
12 10	Ar Likely	7 08	
12 35	Ar Alturas	6 40	
1 15	Lv Alturas	6 10	
1 45	Ar Canby	5 40	
2 45	Ar Tule Lake	4 30	
▲ 3 30	Ar Klamath Falls	▲ 3 45	

**(B) REDDING, ALTURAS, LAKEVIEW**

Redding-Lakeview Stages (Rail Tickets Not Honored)

* 7 00	Lv Redding	Ar	* 4 40
8 00	Lv Montgomery Creek	Lv	3 50
8 55	Lv Burney	Lv	3 05
9 40	Lv Fall River Mills	Lv	2 25
9 45	Lv McArthur	Lv	2 20
10 15	Lv Nubieber	Lv	1 50
10 25	Lv Bieber	Lv	1 45
* 11 50	Ar Alturas	Lv	* 12 25
▲ 12 25	Lv Alturas	Ar	▲ 12 15
▲ 1 55	Ar Lakeview	Lv	▲ 1 30

**(C) LAKEVIEW, KLAMATH FALLS**

Red Ball Stage Line Rail Tickets Not Honored

† 6 30	* 12 30	Lv Lakeview	Ar	12 00	5 30
9 30	3 30	Ar Klamath Falls	Lv	* 9 00	2 30

**(D) SUSANVILLE, WESTWOOD**

Mt. Lassen Transit Co. (Bus) Rail Tickets Honored

	* 8 00	Lv Susanville	Ar	6 00
	8 30	Ar Westwood	Lv	* 5 15

**Table 68 RENO, FALLON, ELY**

Nevada Central Motor Lines, Inc.

(Rail Tickets Not Honored Beyond Fallon)

7 00	13 30	8 00	8 00	Lv Reno	Ar	8 30	5 00	11 30	6 00
8 30	5 00	9 30	9 30	Ar Fallon	Lv	17 00	3 30	10 00	4 30
				10 05	Lv Fallon	Ar	3 15		
				12 30	Ar Austin	Lv	1 00		
				2 37	Ar Eureka	Lv	10 53		
				4 50	Ar Ely	Lv	18 45		

All PM time in Dark faced figures.

\*—Daily.

†—Daily except Sunday.

‡—Saturday only.

‡—P.G.L. Depot.

§—One block from SP Station.

▲—P.G.L. Bus. (Rail tickets honored).

a—Daily except Saturday.

b—Daily except Sunday.

c—Sunday only.

d—Daily except Sundays and Holidays.

e—Daily except Saturdays, Sundays, and Holidays.

f—Flag stop to entrain or detrain passengers.

h—Daily except Wednesdays and Thursdays.

P. T.—Pacific Standard Time.

M. T.—Mountain Standard Time.

**Table 69**

**SPARKS, HAZEN, WABUSKA, THORNE, MINA**

(A)		606 Mixed		605 Mixed	
a 11 25	0	Lv Sparks (62, 63)	Ar	b 6 45	
b 12 45	42	Ar Hazen	Lv	b 5 35	
b 1 01	0	Lv Hazen	Ar	b 5 35	
3 03	40	Lv Wabuska	Lv	3 50	
4 25	66	Ar Schurz	Ar	2 24	
6 06	96	Ar Thorne	Ar	1 01	
7 37	120	Ar Luning	Ar	11 55	
b 8 05	129	Ar Mina	Lv	b 11 30	

**(B) HAZEN AND FALLON**

(B)		608 Mixed		607 Mixed	
b 7 45	0	Lv Hazen	Ar	b 12 25	
b 8 25	22	Ar Fallon	Lv	b 11 45	

**(A) Table 70 WELLS, ELY**  
Nevada Northern R. Stages

* 1 00	Lv Wells (62, 63)	Ar	9 00
2 15	Ar Currie	Lv	7 30
3 30	Ar McGill	Lv	6 15
4 15	Ar Ely	Lv	* 5 45

**(B) BOISE, WINNEMUCCA STAGES**

* 9 50	* 12 15	Lv Winnemucca (62, 63) (P.T.)	Ar	3 30	1 40
11 20	1 40	Ar McDermitt	Lv	2 00	12 15
2 50	4 50	Ar Jordan Valley (M.T.)	Lv	12 50	11 05
4 50	6 40	Ar Caldwell	Lv	10 35	9 30
5 18	7 02	Ar Nampa	Lv	10 10	9 05
5 55	7 45	Ar Boise (M.T.)	Lv	* 9 30	* 8 30

**(C) TWIN FALLS, WELLS STAGE LINE**

* 1 50	* 5 45	Lv Wells (P. T.) (62, 63)	Ar	12 30	8 30
5 20	9 30	Ar Twin Falls (M. T.)	Lv	* 11 01	* 7 00

**Table 71 RENO, CARSON CITY, MINDEN, GARDNERVILLE, YERINGTON**

Virginia-Truckee Transit Co. Bus

(Rail Tickets Not Honored—Consult Agent)

2 15	* 7 20	Lv Reno (62, 63)	Ar	12 45	7 40
3 05	8 03	Ar Carson City	Lv	12 00	6 55
3 08	8 05	Lv Carson City	Ar	11 55	6 50
3 30	8 23	Lv Minden	Lv	11 33	6 30
3 38	8 37	Ar Gardnerville	Lv	* 11 30	6 25
4 47		Ar Yerington	Lv		5 20

**SACRAMENTO, AUBURN, GRASS VALLEY, NEVADA CITY**

Pacific Greyhound Lines (Daily)

(Rail Tickets honored between Sacramento and Auburn)  
(Rail Tickets not honored between Auburn and Nevada City)

(B)		9 15		4 15	
Lv Sacramento (62, 63)		10 20	5 24		
Ar Auburn (62, 63)		10 25	5 30		
Lv Auburn		11 10	6 15		
Lv Grass Valley		11 30	6 35		
Ar Nevada City					
Lv Nevada City		8 25	2 30		
Lv Grass Valley		8 45	2 50		
Ar Auburn		9 30	3 35		
Lv Auburn		9 35	3 40		
Ar Sacramento		10 35	4 45		

TIMES SHOWN BELOW ARE STANDARD TIME

# CONNECTIONS AT CHICAGO

## OVERLAND ROUTE GOLDEN STATE ROUTE

SAN FRANCISCO-OGDEN-DENVER-KANSAS CITY-ST. LOUIS  
OMAHA-CHICAGO-NEW YORK-ST. PAUL-MINNEAPOLIS

LOS ANGELES - SOUTHERN ARIZONA - EL PASO - KANSAS CITY  
ST. LOUIS - CHICAGO - NEW YORK

Table 72				Table 73								
24 Daily	102 Daily	28 Daily	Mls.	23 Daily	101 Daily	27 Daily	40 Daily	44 Daily	4 Daily	3 Daily	39 Daily	43 Daily
6 30	5 00	11 30	0	6 35	9 15	2 20	12 15	7 30	1 30	7 30	7 20	6 00
7 08	5 37	12 06	6	5 50	8 31	1 35	12 34	7 50	1 49	7 05	6 55	5 30
9 40	7 25	2 05	92	Ar 3 20	6 42	11 32	2 54	10 23	3 48	Ar 4 41	4 27	2 10
6 30	9 40	6 25	778	Ar 8 10	6 22	9 10	4 34	12 25	5 06	Ar 2 58	2 43	11 00
7 15	9 55	7 00	778	Ar 7 30	6 05	8 45	6 05	2 10	6 07	Ar 1 55	1 35	9 20
12 15	1 15	10 55	954	Ar 3 40	2 50	4 45	7 20	3 30	7 17	Ar 2 45	2 20	9 45
3 20	3 30	1 30	1088	Ar 12 18	12 30	2 00	10 50	7 15	10 08	Ar 11 30	11 05	5 00
6 35	5 20	3 43	1205	Ar 9 40	10 40	11 50	1 45	11 00	12 18	Ar 9 02	8 15	1 30
8 15	6 30	5 05	1262	Ar 7 45	9 20	10 10	4 27	2 00	2 48	Ar 7 23	6 24	.....
8 00	.....	6 20	1368	Ar 7 30	.....	8 25	3 32	1 05	1 48	Ar 7 40	6 20	.....
9 00	.....	6 50	1368	Ar 7 00	.....	7 55	4 45	2 15	2 52	Ar 7 40	6 15	.....
2 55	.....	12 12	1705	Ar 1 14	.....	2 09	9 05	1 35	2 23	Ar 7 40	6 20	.....
4 05	.....	1 21	1705	Ar 2 05	.....	3 00	4 27	2 00	2 48	Ar 7 40	6 15	.....
8 55	.....	5 53	1940	Ar 9 38	.....	10 37	4 45	2 15	2 52	Ar 7 40	6 15	.....
10 30	.....	7 15	2008	Ar 8 30	.....	9 30	9 05	1 05	1 48	Ar 7 40	6 15	.....
11 59	.....	7 30	2008	Ar 7 25	.....	9 00	4 27	2 00	2 48	Ar 7 40	6 15	.....
7 35	.....	12 29	2236	Ar 11 40	.....	4 00	3 32	1 05	1 48	Ar 7 40	6 15	.....
8 15	.....	.....	778	Ar 7 30	.....	8 25	4 45	2 15	2 52	Ar 7 40	6 15	.....
5 30	.....	.....	Ar 12 18	.....	.....	11 50	9 05	1 05	1 48	Ar 7 40	6 15	.....
10 31	.....	.....	Ar 1394	.....	.....	10 45	9 15	1 05	1 48	Ar 7 40	6 15	.....
12 20	.....	.....	Ar 1440	.....	.....	10 45	9 05	1 05	1 48	Ar 7 40	6 15	.....
1 23	.....	.....	Ar 1485	.....	.....	9 00	9 15	1 05	1 48	Ar 7 40	6 15	.....
3 15	.....	.....	Ar 1560	.....	.....	9 00	9 05	1 05	1 48	Ar 7 40	6 15	.....
8 30	6 40	5 20	1262	Ar 7 35	9 10	10 00	6 30	.....	.....	Ar 7 40	6 15	.....
12 30	9 43	8 53	1487	Ar 3 00	5 45	5 25	4 50	.....	.....	Ar 7 40	6 15	.....
1 40	10 48	10 03	1487	Ar 3 50	6 40	6 15	6 50	.....	.....	Ar 7 40	6 15	.....
4 45	12 40	12 15	1624	Ar 1 05	4 55	4 10	6 15	.....	.....	Ar 7 40	6 15	.....
7 50	2 50	3 15	1769	Ar 10 00	2 55	1 30	6 15	.....	.....	Ar 7 40	6 15	.....
8 30	3 00	3 40	1769	Ar 9 25	2 45	1 00	8 10	.....	.....	Ar 7 40	6 15	.....
7 00	11 00	1 00	2236	Ar 10 30	7 00	4 00	5 44	.....	.....	Ar 7 40	6 15	.....
.....	.....	6 20	2256	Ar 7 55	.....	11 20	7 15	.....	.....	Ar 7 40	6 15	.....
.....	.....	12 59	3217	Ar 8 00	.....	11 20	8 15	.....	.....	Ar 7 40	6 15	.....
.....	.....	4 10	3163	Ar 9 05	.....	11 40	8 15	.....	.....	Ar 7 40	6 15	.....
7 30	.....	.....	414	Ar 9 50	.....	12 10	9 00	.....	.....	Ar 7 40	6 15	.....
.....	.....	.....	367	Ar 9 05	.....	11 40	8 15	.....	.....	Ar 7 40	6 15	.....
9 30	9 25	9 25	377	Ar 7 30	.....	.....	9 00	.....	.....	Ar 7 40	6 15	.....
8 20	6 15	6 15	377	Ar 8 45	.....	.....	8 15	.....	.....	Ar 7 40	6 15	.....
8 45	6 50	6 50	348	Ar 8 10	.....	.....	9 00	.....	.....	Ar 7 40	6 15	.....
8 15	.....	.....	358	Ar 8 10	.....	.....	8 00	.....	.....	Ar 7 40	6 15	.....
6 55	.....	.....	.....	Ar 8 10	.....	.....	7 05	.....	.....	Ar 7 40	6 15	.....
7 35	.....	.....	.....	Ar 8 10	.....	.....	7 05	.....	.....	Ar 7 40	6 15	.....

Table 74																	
54	62	70	2	28	458	448	22	52	63	23	49	59	29	1	71	55	53
11 20	9 00	5 30	4 30	4 00	3 30	3 00	11 30	8 30	6 10	6 20	7 25	7 35	7 45	9 45	1 05	3 40	8 10
1 44	11 27	8 08	3 08	6 15	5 50	5 26	2 00	11 07	Ar 3 20	3 43	4 49	5 01	5 22	7 03	10 10	3 10	5 15
8 48	7 00	3 13	1 33	12 36	12 23	12 07	9 20	7 15	Ar 10 00	10 45	12 12	12 22	12 49	2 15	4 40	8 10	*11 00
9 00	.....	3 13	1 33	12 36	12 23	12 07	9 40	.....	Ar 10 45	12 12	12 22	12 49	2 15	4 20	7 55	.....	.....
11 38	.....	5 58	4 06	3 03	2 52	2 39	12 10	.....	Ar 7 56	9 43	9 53	10 21	11 43	1 49	5 18	.....	.....
2 04	.....	8 32	6 28	5 18	5 10	5 00	2 53	.....	Ar 5 20	7 20	7 38	8 06	9 27	11 18	2 52	.....	.....
4 33	.....	.....	8 52	7 38	.....	.....	6 28	.....	Ar 5 15	.....	.....	.....	6 12	7 47	10 32	.....	.....
5 20	.....	9 40	.....	8 25	.....	.....	7 20	.....	Ar 4 30	.....	.....	.....	5 25	7 00	9 40	.....	.....
2 12	.....	8 40	6 45	5 18	.....	5 00	2 53	.....	Ar 5 08	7 20	.....	.....	8 06	9 12	11 06	2 52	.....
4 00	.....	10 24	8 34	7 03	.....	6 48	4 45	.....	Ar 3 14	5 33	.....	.....	6 21	7 25	9 19	12 55	.....
.....	.....	10 58	.....	.....	.....	7 19	5 26	.....	Ar 2 49	5 04	.....	.....	6 56	8 51	.....	.....	.....
.....	.....	11 43	9 54	8 10	.....	8 04	6 14	.....	Ar 2 00	4 17	.....	.....	5 14	6 10	8 05	11 45	.....
6 25	.....	12 00	10 10	8 30	.....	8 20	6 30	.....	Ar 1 45	4 00	.....	.....	5 00	6 55	7 50	*11 30	.....
7 50	3 20	.....	.....	.....	.....	.....	.....	.....	Ar 1 45	4 00	.....	.....	5 00	6 55	7 50	*11 30	.....

Table 74																	
90	22	26	68	2	66	8	28	6	46	65	27	67	25	17	19	59	35
10 30	6 20	4 00	3 30	3 00	3 00	1 45	2 00	11 45	Ar 8 45	7 00	7 00	7 30	7 45	11 20	11 00	2 25	4 35
5 21	.....	.....	.....	.....	.....	.....	.....	6 57	Ar 5 30	11 10	11 36	.....	.....	2 15	5 15	9 28	11 05
9 25	4 20	.....	.....	.....	.....	12 50	11 38	10 40	Ar 9 45	8 36	8 36	9 08	.....	11 37	11 09	.....	4 01
12 25	6 51	.....	.....	.....	.....	3 39	1 28	.....	Ar 12 35	5 55	5 55	.....	.....	8 58	8 32	.....	1 05
3 15	9 41	.....	.....	5 51	5 51	6 04	.....	6 50	Ar 3 10	3 00	3 00	.....	.....	6 00	5 15	*10 10	.....
6 25	12 59	8 30	8 00	8 45	8 45	.....	.....	.....	Ar 8 45	.....	.....	.....	.....	2 30	2 30	.....	6 45
7 50	3 20	.....	.....	.....	.....	.....	.....	.....	Ar 8 45	.....	.....	.....	.....	2 30	2 30	.....	6 45

All PM time in Dark faced figures.  
 \* - Daily.  
 E.T. - Eastern Standard Time. C.T. - Central Standard Time.  
 M.T. - Mountain Standard Time. P.T. - Pacific Standard Time.  
 △ - Sleeping cars.  
 † - Reserved seat coaches. - Special service charge.  
 ‡ - Through sleeper operates on alternate days. See consist.  
 § - Service charge.  
 † - Pullman and reserve seat coaches.  
 ‡ - Daily except Saturday.  
 § - On Sat. Lv New York 5:00 PM, Ar Chicago Sun. 7:45 AM.  
 † - Pullman cars only.  
 ‡ - Stops to detain pay passengers from Phoenix or beyond, also entrain for Alhambra or beyond.  
 § - Arrive N. Y. on Sunday at 12:00 Noon.  
 † - Flag stop to entrain or detrain passengers.  
 ‡ - On Sun. arrive Ft. Wayne 1:29 PM, Chicago 4:05 PM.  
 § - Stops on flag to entrain pay passengers for Phoenix or beyond, also detrain from Alhambra or beyond.  
 † - Via Borie. Lv. Ogden U.P. No. 38 at 7:10 PM.  
 ‡ - Via Borie.  
 § - Via Borie. Lv. Ogden U.P. No. 10 at 6:50 AM.  
 † - Via Borie.  
 ‡ - Open for occupancy 9:00 PM.

# TIMES SHOWN BELOW ARE STANDARD TIME CONNECTIONS AT CHICAGO

Table 75

**(A) BALTIMORE & OHIO R. R.**  
CHICAGO, WASHINGTON, NEW YORK

Grand Central Station #				27-9	5	5-25	7		
*10 00	*3 45	*4 15	*11 00	Lv Chicago (C.T.)	Ar	6 30	7 00	7 25	2 05
5 15	11 06	11 25	7 25	Ar Akron (E.T.)	Lv	11 50	.....	1 45	8 32
6 15	12 03	12 20	8 25	Ar Youngstown	Lv	10 30	.....	12 46	7 32
7 50	1 33	1 48	10 03	Ar Pittsburgh (E.T.)	Lv	8 55	11 02	11 24	6 05
3 30	8 25	8 40	6 20	Ar Washington	Lv	1 15	4 30	4 40	10 55
4 38	9 38	9 38	7 38	Ar Baltimore	Lv	11 38	3 13	3 13	9 32
6 30	11 31	11 31	9 27	Ar Philadelphia	Lv	10 10	1 30	1 30	7 47
8 29	1 30	1 30	11 25	Ar New York (E.T.) (Liberty St.)	Lv	* 8 15	*11 30	*11 30	* 5 50

**(B) PENNSYLVANIA RAILROAD**  
CHICAGO-CINCINNATI

Union Station				215	207	201	
*11 00	* 1 45	* 9 30	Lv Chicago (C.T.)	Ar	2 10	9 00	7 10
1 10	4 00	11 50	Ar Logansport	Lv	11 28	6 32	4 20
4 00	6 27	2 15	Ar Richmond	Lv	9 10	4 02	1 00
7 20	9 20	5 15	Ar Cincinnati (E.T.)	Lv	* 8 30	* 3 25	*11 50

CHICAGO-LOUISVILLE

306	308	304	315	303	305		
*11 10	* 1 45	* 9 00	Lv Chicago (C.T.)	Ar	2 10	6 55	6 45
3 20	5 50	12 42	Ar Indianapolis	Lv	10 00	3 05	2 20
6 15	8 10	2 50	Ar Louisville (C.T.)	Lv	* 7 42	*12 40	*11 30

PENN. R. R.—N. & W. RY.  
CHICAGO-CINCINNATI-NORFOLK

200-26	208-4	208-4	25-201	3-215	
*11 00	* 1 45	Lv Chicago (C.T.)	Ar	* 7 10	2 10
7 20	9 20	Ar Cincinnati (E.T.)	Lv	11 55	8 30
11 40	5 30	Ar Norfolk (E.T.)	Lv	* 7 15	* 1 45

**(C) NEW YORK CENTRAL SYSTEM**  
CHICAGO-INDIANAPOLIS-CINCINNATI

410	44	406	416	Central Station	43	415	419	405	437	
10 45	4 20	* 1 15	* 9 50	Lv Chicago	Ar	1 10	2 15	5 40	8 40	5 40
11 55	5 25	2 22	11 00	Ar Kankakee	Lv	12 05	1 10	4 30	7 35	4 30
1 50	6 44	3 44	12 28	Ar Lafayette	Lv	10 40	11 39	2 45	6 04	2 45
3 18	7 50	5 00	1 43	Ar Indianapolis	Lv	9 35	10 28	* 1 15	4 50	1 00
4 23	.....	5 56	2 37	Ar Shelbyville	Lv	.....	9 40	.....	4 06	12 01
4 55	.....	6 25	3 08	Ar Greensburg	Lv	.....	9 16	.....	3 45	11 35
7 15	11 00	8 45	5 30	Ar Cincinnati (E.T.)	Lv	* 8 30	* 9 00	.....	* 3 30	*11 15

CHICAGO, DETROIT, TORONTO, MONTREAL  
Central Station (M.C.-Can. Pac.)

316-38	358-20	376-22	5-315	15-39	21-31		
*11 59	* 7 50	* 8 30	Lv Chicago (C.T.)	Ar	6 45	8 10	8 55
7 45	2 45	2 45	Ar Detroit (E.T.)	Lv	11 40	3 20	4 45
9 10	3 25	4 10	Ar Windsor, Ont. (C.P.)	Lv	11 15	2 55	2 05
3 05	8 40	10 00	Ar Toronto (C.P.)	Lv	5 40	10 00	8 00
10 15	5 45	6 55	Ar Montreal (C.P.) (C.N.)	Lv	* 9 15	* 3 30	*10 15

CHICAGO-DETROIT  
Central Station

358	30	8	44	376	39	17	375	355	31		
*7 50	3 45	*1 45	* 9 40	* 8 30	Lv Chicago (C.T.)	Ar	8 10	11 20	12 55	4 40	8 55
11 50	7 13	5 05	1 37	12 01	Ar Kalamazoo (E.T.)	Lv	6 07	9 40	11 10	2 55	7 18
12 17	8 08	5 35	2 04	12 30	Ar Battle Creek	Lv	5 35	9 10	10 45	2 24	6 50
1 10	8 54	6 25	3 10	1 15	Ar Jackson	Lv	4 45	8 27	9 53	1 37	6 06
1 53	9 33	7 05	3 55	1 58	Ar Ann Arbor	Lv	.....	7 46	9 12	12 56	5 26
2 45	10 15	7 55	4 50	2 45	Ar Detroit	Lv	* 3 20	* 7 05	* 8 30	*12 15	* 4 45

**(D) N.Y.C.—CHESAPEAKE & OHIO LINES**  
CHICAGO-CINCINNATI-WASHINGTON-NORFOLK

Central Station				5	1	3	
* 1 15	*11 00	* 9 50	Lv Chicago (C.T.)	Ar	11 00	2 15	8 40
5 00	4 52	.....	Ar Toledo	Lv	7 18	.....	.....
8 45	.....	1 43	Ar Indianapolis	Lv	.....	10 28	4 50
2 30	2 30	6 30	Ar Cincinnati (E.T.)	Lv	.....	9 00	3 30
2 10	2 10	8 00	Ar Washington	Lv	11 00	6 01	10 55
5 30	5 30	11 25	Ar Norfolk (E.T.)	Lv	* 8 00	* 2 00	* 6 50

Union Station.....Canal, Adams & Jackson Sts. (Phone Franklin 2-6700)  
 La Salle Street Station.....La Salle & Van Buren Sts. (Phone Wabash 2-4200)  
 Central Station.....135 East 11th Place (Phone Wabash 2-4811)  
 Grand Central Station.....Harrison & Wells Sts. (Phone Harrison 7-0815)  
 Dearborn Station.....Dearborn & Polk Sts. (Phone Harrison 7-7500)  
 C.&N.W. Passenger Station.....Madison, Canal and Clinton Sts. (Phone Dearborn 2-3850)

All PM time in Dark faced figures.  
 (C.T.)—Central Standard Time.  
 \*—Daily. §—Sundays only.  
 —All seats reserved in advance.  
 †—Central Station.  
 †—Daily except Sunday.  
 ‡—Reserved seat coaches only. Special service charge.  
 †—Windsor Station.

**(E) GRAND TRUNK-CANADIAN NATIONAL RYS. O**  
CHICAGO, TORONTO, MONTREAL

6	14	20-16	5	15	17		
*11 00	* 8 10	* 9 40	Lv Chicago (C.T.)	Ar	7 00	8 00	8 20
2 12	7 48	9 23	Ar Hamilton (E.T.)	Lv	7 05	10 58	9 32
3 25	8 55	10 05	Ar Toronto	Lv	6 00	10 00	8 30
10 15	5 45	7 30	Ar Montreal (E.T.)	Lv	* 9 15	*13 30	*11 00

CHICAGO-DETROIT

6	14	20	17	5		
*11 00	* 8 10	* 9 40	Lv Chicago (C.T.)	Ar	8 20	7 00
1 15	10 00	11 40	Ar South Bend	Lv	6 15	4 35
2 50	11 22	1 13	Ar Battle Creek	Lv	4 35	2 40
5 05	1 30	3 08	Ar Lansing (E.T.)	Lv	4 28	2 30
6 00	* 2 08	3 55	Ar Durand	Lv	3 40	1 40
7 50	7 35	6 00	Ar Detroit (E.T.)	Lv	* 1 40	*11 30

**(F) ERIE R. R.**  
CHICAGO-NEW YORK  
Dearborn Station

8	2	6	1	5	7		
*10 00	* 5 00	* 9 25	Lv Chicago (C.T.)	Ar	6 55	3 10	12 25
12 43	7 49	11 51	Ar Huntington	Lv	4 09	12 41	9 26
6 38	2 16	4 52	Ar Akron (E.T.)	Lv	12 15	9 45	4 50
7 53	3 39	6 00	Ar Youngstown	Lv	10 46	8 35	3 12
5 07	12 28	2 15	Ar Binghamton	Lv	2 01	12 09	5 41
10 55	6 30	8 00	Ar New York (E.T.)	Lv	* 7 40	* 6 05	*10 20

**(G) GULF MOBILE & OHIO R. R.**  
CHICAGO-ST. LOUIS  
Union Station

7	505	5	3	1	19	2	4	18	6	8		
11 25	8 55	5 00	* 4 50	11 45	* 8 25	Lv Chicago (C.T.)	Ar	2 08	5 15	9 40	5 00	7 00
12 15	7 48	6 03	45 30	12 45	9 05	Ar Joliet	Lv	1 19	4 27	8 50	3 40	6 00
2 20	9 35	8 10	6 57	1 53	10 41	Lv Bloomington	Lv	11 51	2 55	7 23	1 20	3 55
4 05	10 35	9 30	7 59	2 53	11 45	Ar Springfield	Lv	10 48	1 54	6 21	11 52	2 20
6 08	12 14	10 50	9 07	4 03	12 55	Ar Alton	Lv	9 38	12 37	6 10	10 31	12 38
7 08	1 15	11 55	10 00	4 55	1 45	Ar St. Louis (C.T.)	Lv	* 8 58	11 55	* 4 30	* 9 50	11 45

**(H) ILLINOIS CENTRAL R. R.**  
CHICAGO-ST. LOUIS

17	21	19	22	20	18		
*11 50	* 4 45	*10 30	Lv Chicago (C.T.)	Ar	2 30	10 15	7 00
4 22	8 03	1 35	Ar Springfield	Lv	11 10	6 50	2 25
7 15	10 15	4 00	Ar St. Louis (C.T.)	Lv	* 9 00	* 4 45	*11 50

**(I) WABASH RY. O**  
CHICAGO-ST. LOUIS

17	21	11	24	10	18		
*11 20	* 4 35	*11 30	Lv Chicago (C.T.)	Ar	2 05	6 35	6 50
3 02	7 24	2 31	Ar Decatur	Lv	11 10	2 20	2 30
6 55	10 00	4 59	Ar St. Louis (C.T.)	Lv	* 8 55	*12 00	*11 30

**(J) NICKEL PLATE—D. L. & W.**  
CHICAGO, CLEVELAND, NEW YORK  
La Salle Street Station

6	8	6	7		
*10 35	* 9 20	Lv Chicago (C.T.)	Ar	6 30	2 40
11 13	10 14	Ar Hammond	Lv	5 22	1 52
1 46	12 30	Ar Fort Wayne	Lv	2 35	11 09
7 05	5 30	Ar Cleveland (E. T.)	Lv	10 55	8 05
11 40	9 35	Ar Buffalo	Lv	6 30	4 20
4 55	6 55	Ar New York DL&W (E.T.)	Lv	* 9 15	* 6 45

**(K) CHICAGO & EASTERN ILLINOIS RAILROAD O**  
CHICAGO-EVANSVILLE

5	3	*17	*7	*69	8	4	*10	2	6		
*11 05	* 8 00	* 4 30	* 4 00	5 9 10	Lv Chicago (C.T.)	Ar	8 25	1 50	6 30	8 55	5 30
1 20	10 21	7 35	6 04	11 12	Ar Danville	Lv	6 05	11 25	4 10	6 35	2 50
2 36	11 37	7 42	7 09	12 24	Ar Terre Haute	Lv	4 56	10 06	2 58	6 25	1 25
5 30	2 15	10 00	9 20	2 35	Ar Evansville (C.T.)	Lv	* 2 55	* 7 45	1 00	* 3 00	*10 40

**(L) C. I. & L. (MONON) O**  
CHICAGO, INDIANAPOLIS, LOUISVILLE

15	5	11	12	6	14		
* 5 15	* 1 00	* 8 15	Lv Chicago (C.T.)	Ar	10 35	9 30	8 10
9 10	.....	12 20	Ar Indianapolis	Lv	* 6 30	.....	* 4 15
.....	9 00	.....	Ar Louisville (C.T.)	Lv	* 2 00	.....	.....

Passengers holding through tickets and wishing to visit in Chicago and having three hours or more between trains, may on arrival in Chicago, deliver their hand baggage to Parmelee Company's Agent and secure claim check for it. The baggage will be transferred to parcel room of the station from which departure will be made and should be claimed on presentation of claim check.  
 Only charge is usual Parcel checking fee.

**STOPPING AT—CHICAGO?**  
 (E.T.)—Eastern Standard Time.  
 †—Service charge, (operates every third day).  
 c—All Pullman Train.  
 d—Daily except Sat. and Sun.  
 h—Stops to pick up pay passengers for Springfield and beyond.

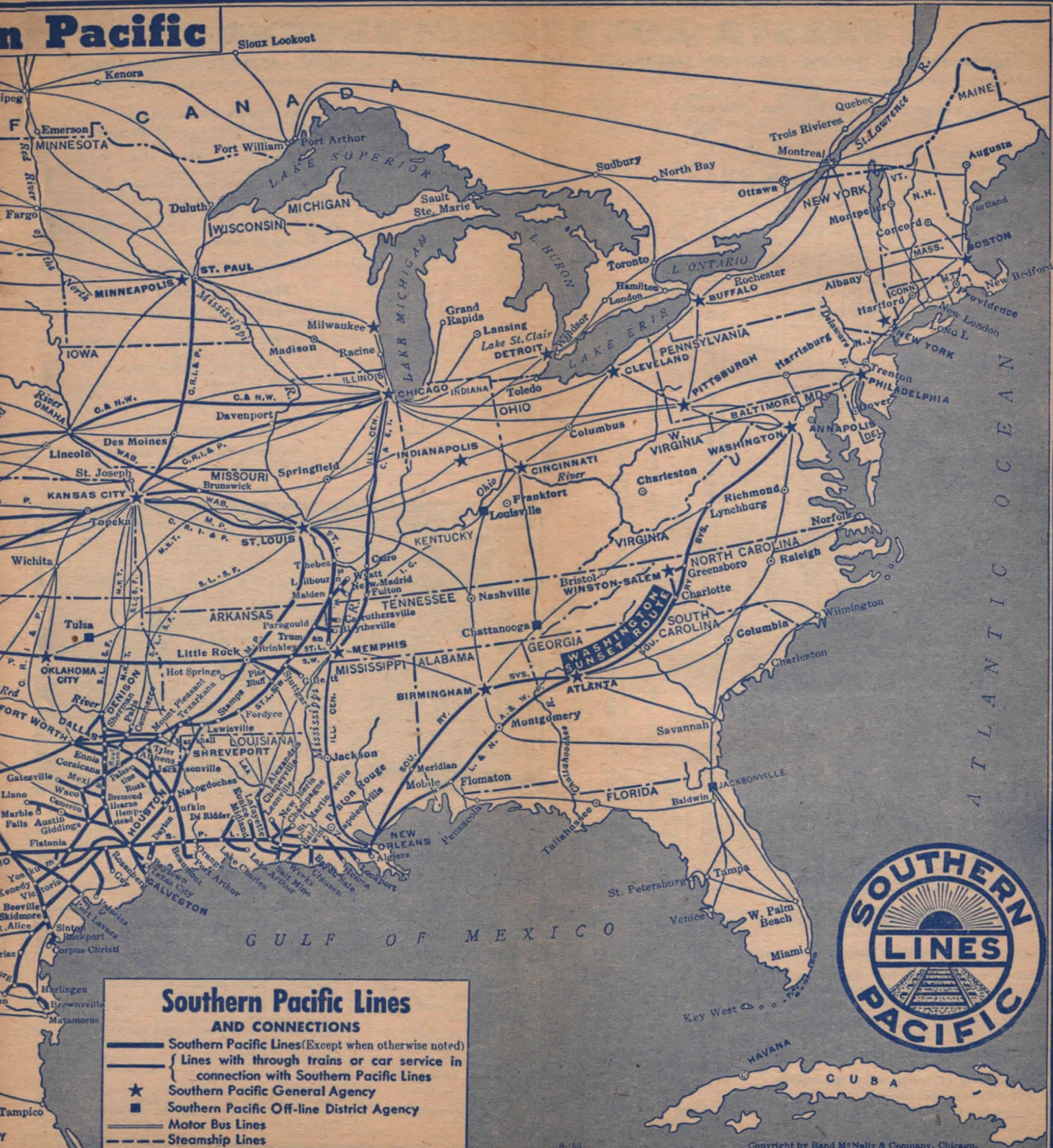


**How to see  
TWICE AS MUCH**







Shown on this map are Southern Pacific's four scenic routes across America—the Overland, Golden State, Sunset and Shasta Routes. By going on one of these routes and returning on another, you see **TWICE AS MUCH** of America. All of these routes are served by fine, new S.P. streamliners.



# Southern Pacific



## Southern Pacific Lines AND CONNECTIONS

-  Southern Pacific Lines (Except when otherwise noted)
-  Lines with through trains or car service in connection with Southern Pacific Lines
-  Southern Pacific General Agency
-  Southern Pacific Off-line District Agency
-  Motor Bus Lines
-  Steamship Lines



TIMES SHOWN BELOW ARE STANDARD TIME

# SHASTA ROUTE • SOUTHBOUND

SEATTLE - TACOMA - SPOKANE - PORTLAND - SACRAMENTO - OAKLAND - SAN FRANCISCO - FRESNO - BAKERSFIELD - LOS ANGELES

Table 76	Shasta Daylight (Streamlined) No. 9 Daily Example		Cascade (Streamlined) No. 11 Daily Example		Klamath No. 19 Daily Example		Rogue River No. 329 Daily Example	
	6 15	Sa	8 25	Su	12 30	Su	8 25	Su
Lv Vancouver, B. C. . . . . G.N.	6 15	Sa	8 25	Su	12 30	Su	8 25	Su
Ar Seattle . . . . . "	10 10	Sa	12 15	Su	4 25	Su	12 15	Su
Lv Seattle (Union Sta.) . . . . . U.P.	11 45	Sa	12 30	Su	4 45	Su	12 30	Su
Lv Seattle (King St.) . . . . . G.N.-N.P.	1 15	Su	1 26	Su	5 52	Su	1 26	Su
Lv Tacoma . . . . . "	6 45	Su	4 30	Su	9 15	Su	4 30	Su
Ar Portland . . . . . G.N.-N.P.-U.P.								
Lv Spokane . . . . . U.P.	9 00	Sa	9 00	Sa				
Ar Portland . . . . . "	6 10	Su	6 10	Su				
Lv Spokane . . . . . (N.P.) S.P.&S.	9 10	Sa	7 15	Su	7 15	Su	7 15	Su
Lv Spokane . . . . . (G.N.) S.P.&S.	9 45	Sa	4 25	Su	4 25	Su	4 25	Su
Ar Portland . . . . . S.P.&S.	6 00	Su						
Lv Portland . . . . . S.P.	7 45	Su	4 45	Su	10 05	Su	7 30	Su
Lv Salem . . . . . "	8 55	Su	5 55	Su	11 56	Su	9 20	Su
Lv Albany . . . . . "	9 24	Su	6 27	Su	12 45	Mo	10 32	Su
Ar Eugene . . . . . "	10 05	Su	7 09	Su	1 40	Mo	11 42	Su
Lv Eugene . . . . . "							12 01	Mo
Lv Grants Pass . . . . . "							7 12	Mo
Lv Medford . . . . . "							8 30	Mo
Ar Ashland . . . . . "							9 05	Mo
Lv Eugene . . . . . "							▲ 4 05	Mo
Ar North Bend . . . . . "							▲ 7 30	Mo
Ar Coos Bay . . . . . "							▲ 7 40	Mo
Lv Eugene . . . . . "	10 11	Su	7 14	Su	2 00	Mo		
Lv Klamath Falls . . . . . "	2 29	Su	11 40	Su	8 05	Mo		
Ar Dunsmuir . . . . . "	4 55	Su	2 20	Mo	11 10	Mo		
Lv Grants Pass . . . . . "	▲ 11 55	Su						
Lv Medford . . . . . "	▲ 12 50	Su						
Lv Ashland . . . . . "	▲ 1 18	Su						
Ar Dunsmuir . . . . . "	▲ 4 30	Su						
Lv Dunsmuir . . . . . "	5 05	Su	2 30	Mo	11 35	Mo		
Lv Redding . . . . . "	6 36	Su	4 07	Mo	1 45	Mo		
Ar Gerber . . . . . "	7 22	Su	4 55	Mo	3 00	Mo		
Ar Davis . . . . . "	9 08	Su	6 42	Mo	6 02	Mo		
Lv Davis (S. P. Depot) . . . . . "	▲ 9 20	Su	▲ 7 00	Mo	▲ 7 00	Mo		
Ar Sacramento (S. P. Depot) . . . . . "	▲ 9 50	Su	▲ 7 25	Mo	▲ 7 30	Mo		
Lv Gerber No. 201 . . . . . "					3 15	Mo		
Lv Chico . . . . . "					4 00	Mo		
Lv Marysville . . . . . "					5 17	Mo		
Ar Sacramento No. 201 . . . . . "					6 45	Mo		
Lv Sacramento No. 60 . . . . . "					7 45	Mo		
Ar Stockton . . . . . "					8 56	Mo		
Ar Fresno . . . . . "					11 50	Tu		
Ar Bakersfield . . . . . "					2 10	Tu		
Ar Los Angeles No. 60 . . . . . "					7 40	Tu		
Lv Sacramento . . . . . "								
Lv Davis . . . . . "	9 11	Su	6 47	Mo	6 07	Mo		
Ar Martinez . . . . . "	9 57	Su	7 33	Mo	6 58	Mo		
Lv Martinez . . . . . "	10 08	Su	7 53	Mo	10 08	Mo		
Ar Fresno . . . . . "	2 15	Mo	11 25	Mo	2 15	Tu		
Ar Bakersfield . . . . . "	4 45	Mo	1 34	Mo	4 45	Tu		
Ar Los Angeles . . . . . "	10 30	Mo	6 30	Mo	10 30	Tu		
Ar Berkeley . . . . . "	10 35	Su	8 14	Mo	7 49	Mo		
Ar Oakland (16th St.) . . . . . "	10 45	Su	8 25	Mo	8 00	Mo		
Ar Oakland Pier.   Ferry . . . . . "	10 55	Su	8 35	Mo	8 10	Mo		
Ar San Francisco   Market St. . . . . "	11 30	Su	9 15	Mo	8 50	Mo		

**TRAIN 19 KLAMATH**  
 Standard Sleepers: ★Portland to San Francisco. (10 Sec., 1 DR., 2 Compts.) Car 190.  
 ★Portland to San Francisco. (12 Sec., 1 DR.,) Car 191.  
 Chair Cars: ★Portland to San Francisco.  
 Pillow service available at nominal charge.  
 News Agent Car: ★Portland to San Francisco.  
 Diner-Lounge: ★(Serving Coffee Shop-type meals.) (Dinner not served from Portland.) ★Portland to San Francisco.  
 Tickets Honored: All classes.

**TRAIN 329 ROGUE RIVER**  
 Standard Sleeper: ★Portland to Ashland. (10 Sec., 1 DR., 2 Compts.) Car 323.  
 Snack Lounge: ★Portland to Ashland. Minimum meal service.  
 Chair Cars: ★Portland to Ashland.  
 Pillow service available at nominal charge.  
 Tickets Honored: All classes.

**TRAIN 201**  
**Gerber, Marysville, Sacramento**  
 Coaches: ★Gerber to Sacramento.



**ON THE CASCADE** you can relax in the roomy luxury of your favorite Pullman accommodation, or join congenial companions for fun, games and refreshments in the **Cascade Club**—the **Cascade's** beautiful double-length Diner-Lounge. Enjoy friendly, efficient service and mouth-watering meals.

**PASSENGERS USE FERRY STEAMER FROM OAKLAND PIER TO SAN FRANCISCO**

**TRAIN 9 STREAMLINER SHASTA DAYLIGHT**  
 Streamlined Air-Conditioned Train. Please reserve seats in advance. Special service charge applicable in chair cars—See Note A. Passenger Agent and Porter Service. Radio.  
 Parlor-Observation Car: ★Portland to San Francisco. (Railroad owned.) Car S-99.  
 Chair Cars: ★Portland to San Francisco. Cars 90 to 98 incl. and 100.  
 Tavern Refreshment Car: ★Portland to San Francisco.  
 Diner: ★Portland to San Francisco.  
 Coffee Shop Car: ★Portland to San Francisco.  
 Tickets Honored: Ask Agents.

**TRAIN 11 STREAMLINER CASCADE**  
 Public Telephone.  
 Full Lounge Car: ★Portland to San Francisco.  
 Standard Sleepers: ★Seattle to San Francisco (on N. P. No 408 to Portland.) (22 Rmts.) Car 112. (6 BR., 10 Rmts.) Cars 113-114. (4 Compts., 4 BR., 2 DR.) Car 115.  
 ★Portland to San Francisco.  
 (6 BR., 10 Rmts.) Cars 111-116. (12 BR.,) Car 117. (22 Rmts.) Car 118.  
 Chair Cars: ★Portland to San Francisco. Cars 12-13.  
 Please reserve seats in advance. Special service charge applicable in chair cars—See Note A.  
 Pillow service available at nominal charge.  
 Dining Car: ★Portland to San Francisco. (Dinner served from Portland.)  
 Tickets Honored: Ask Agents.

**NOTE A—SPECIAL SERVICE CHARGE**  
 The Service Charge is \$1.00 (plus Federal Tax) for each chair car seat occupied by adult, or child of any age, between Portland and San Francisco; proportionate charges to and from intermediate points. (Tickets sold in advance will not be redeemable unless space reserved is released for resale and reservation or ticket numbers erased from diagram not later than the day before departure of train. Tickets sold on day of departure will not be redeemable unless space reserved is released at least three (3) hours prior to departure of train.)

All PM time in Dark faced figures.  
 ★—Regularly assigned cars are air-conditioned.  
 ▲—Pacific Greyhound Bus. (Rail tickets honored.)  
 ●—P.G.L. Depot.  
 ■—S. P. Depot.

# TIMES SHOWN BELOW ARE STANDARD TIME

## SHASTA ROUTE • NORTHBOUND

SAN FRANCISCO - OAKLAND - SACRAMENTO - LOS ANGELES - BAKERSFIELD - FRESNO - PORTLAND - SPOKANE - TACOMA - SEATTLE

Table 77		Shasta Daylight (Streamlined) No. 10 Daily Example	Cascade (Streamlined) No. 12 Daily Example	Klamath No. 20 Daily Example	Rogue River No. 330 Daily Example	Trains No. 224-202 Daily Example
Lv San Francisco	Market St. S.P.	7 45 Su	5 00 Su	7 30 Su	8 00 Su	6 20 Mo
Lv Oakland Pier	Ferry	8 15 Su	5 35 Su	8 00 Su	8 00 Su	6 45 Mo
Lv Oakland	16th St.	8 23 Su	5 43 Su	8 09 Su	8 09 Su	6 51 Mo
Lv Berkeley		8 31 Su	5 51 Su	8 18 Su	8 18 Su	6 58 Mo
Lv Los Angeles		4 50 Sa	6 20 Su	6 20 Su	6 20 Su	
Lv Bakersfield		10 30 Sa	11 13 Su	11 13 Su	11 13 Su	
Lv Fresno		1 15 Su	1 17 Su	1 17 Su	1 17 Su	
Ar Martinez		5 15 Su	4 38 Su	4 38 Su	4 38 Su	
Lv Martinez		9 07 Su	6 35 Su	9 05 Su	9 05 Su	7 37 Mo
Ar Davis		9 52 Su	7 20 Su	10 00 Su	10 00 Su	8 30 Mo
Ar Sacramento						8 50 Mo
Lv Los Angeles		Seats reserved In advance	Seats reserved In advance	6 20 Su		6 55 Su
Lv Bakersfield				11 13 Su		12 25 Mo
Lv Fresno				1 17 Su		3 15 Mo
Lv Stockton				4 05 Su		6 15 Mo
Ar Sacramento				5 20 Su		7 30 Mo
Lv Sacramento No. 202				↓		9 05 Mo
Lv Marysville						10 40 Mo
Lv Chico						12 04 Mo
Ar Gerber No. 202						12 50 Mo
Lv Sacramento (S. P. Depot)		▲ 9 10 Su	▲ 6 20 Su	▲ 8 20 Su		
Ar Davis (S. P. Depot)		▲ 9 45 Su	▲ 6 50 Su	▲ 8 50 Su		
Lv Davis		9 56 Su	7 25 Su	10 30 Su		
Lv Gerber		11 45 Su	9 20 Su	1 50 Mo		
Lv Redding		12 30 Su	10 06 Su	3 15 Mo		
Ar Dunsmuir		2 01 Su	11 40 Su	5 25 Mo		
Lv Dunsmuir		■ 2▲15 Su	● 1▲56 Mo			
Ar Ashland		■ 5▲18 Su	● 4▲28 Mo			
Ar Medford		■ 5▲51 Su	● 4▲50 Mo			
Ar Grants Pass		■ 6▲50 Su	● 5▲54 Mo			
Lv Coos Bay		↓	↓			▲ 6 45 Su
Lv North Bend		↓	↓			▲ 6 56 Su
Ar Eugene		↓	↓			▲ 10 08 Su
Lv Ashland		↓	↓			6 30 Su
Lv Medford		↓	↓			7 08 Su
Lv Grants Pass		↓	↓			8 13 Su
Ar Eugene		↓	↓			2 54 Mo
Lv Dunsmuir		2 10 Su	11 50 Su	6 00 Mo		
Ar Klamath Falls		4 36 Su	2 20 Mo	9 30 Mo		
Ar Eugene		8 55 Su	6 45 Mo	3 52 Mo		
Lv Eugene		9 00 Su	6 52 Mo	4 07 Mo	3 12 Mo	
Ar Albany		9 44 Su	7 32 Mo	5 15 Mo	4 42 Mo	
Ar Salem		10 15 Su	8 02 Mo	5 55 Mo	5 37 Mo	
Ar Portland	S.P.	11 30 Su	9 20 Mo	7 55 Mo	7 25 Mo	
Lv Portland	G.N.-N.P.-U.P.	11 45 Su	9 40 Mo	11 45 Mo	8 00 Mo	
Ar Tacoma		5 00 Mo	12 41 Mo	5 00 Tu	11 01 Mo	
Ar Seattle (King St.)	G.N.-N.P.	6 45 Mo	1 40 Mo	6 45 Tu		
Ar Seattle (Union Sta.)	U.P.				11 59 Mo	
Lv Portland	S.P.&S.		3 00 Mo		9 30 Mo	10 00 Mo
Ar Spokane	(N.P.) S.P.&S.		11 23 Mo		8 10 Mo	7 40 Tu
Ar Spokane	(G.N.) S.P.&S.		10 35 Mo			6 35 Tu
Lv Portland	U.P.			10 00 Mo		
Ar Spokane				6 30 Tu		
Lv Seattle	G.N.	8 10 Mo	2 00 Mo	8 10 Tu	6 00 Mo	
Ar Vancouver, B. C.		11 55 Mo	5 40 Mo	11 55 Tu	9 55 Mo	

**TRAIN 20 KLAMATH**

Standard Sleepers: ★San Francisco to Portland. (12 Sec., 1 DR.) Car 206.  
★San Francisco to Portland. (10 Sec., 1 DR., 2 Compts.) Car 207.

Chair Cars: ★San Francisco to Portland.  
Pillow service available at nominal charge.

News Agent Car: ★San Francisco to Portland.

Diner-Lounge: ★(Serving Coffee Shop-type meals.)  
★San Francisco to Portland. Dinner not served from San Francisco.

Tickets Honored: All classes.

**TRAIN 330 ROGUE RIVER**

Standard Sleepers: ★Ashland to Portland. (10 Sec., 1 DR., 2 Compts.) Car 333. Request Pullman space from Agent Medford.

Snack Lounge: ★Ashland to Portland. Minimum meal service.

Chair Cars: ★Ashland to Portland.  
Pillow service available at nominal charge.

Tickets Honored: All classes.



**THE SHASTA DAYLIGHT** shows you Sacramento River Canyon, Mt. Shasta, the Cascade Mountains, lakes, forests, streams. Have fun in Timberline Tavern Car. Coffee Shop and Dining Car. Huge "sky view" picture windows.

**TRAINS 224-202**

**San Francisco, Sacramento, Marysville, Gerber**

Coaches: San Francisco to Sacramento.  
Sacramento to Gerber.

Snack-Lounge: ★San Francisco to Sacramento.

**PASSENGERS USE FERRY STEAMER FROM SAN FRANCISCO TO OAKLAND PIER.**

**TRAIN 10 STREAMLINER SHASTA DAYLIGHT**

Streamlined Air-Conditioned Train. Please reserve seats in advance. Special service charge applicable in chair cars—See Note A, Page 26.  
Passenger Agent and Porter service. Radio.

Parlor-Observation Car: ★San Francisco to Portland. (Railroad-Owned.) Car S-99.

Chair Cars: ★San Francisco to Portland. Cars 90 to 98 incl. and 100.

Tavern Refreshment Car: ★San Francisco to Portland.

Diner: ★San Francisco to Portland.

Coffee Shop Car: ★San Francisco to Portland.

Tickets Honored: Ask Agents.

**TRAIN 12 STREAMLINER CASCADE**

Public Telephone.

Full Lounge Car: ★San Francisco to Portland.  
Standard Sleepers: ★San Francisco to Seattle. (On N. P. No. 407 from Portland.)  
(22 Rmts.) Car 122. (6 BR., 10 Rmts.) Cars 123-124. (4 Compts., 4 BR., 2 DRooms) Car 125.  
★San Francisco to Portland.  
(6 BR., 10 Rmts.,) Cars 121-126. (12 BR.) Car 127. (22 Rmts.) Car 128.

Chair Cars: ★San Francisco to Portland. Cars 12-13. Please reserve seats in advance. Special service charge applicable in chair cars—See Note A, Page 26.  
Pillow service available at nominal charge.

Dining Car: ★San Francisco to Portland. (Dinner served from San Francisco.)

Tickets Honored: Ask Agents.

All PM time in dark faced figures.

▲—Regularly assigned cars are air-conditioned.

★—Pacific Greyhound Bus. (Rail tickets honored.)

●—P.G.L. Depot.

■—S. P. Depot.

♣—Train 57 arrives Oakland Pier at 6:35AM connecting with Train 10.

TIMES SHOWN BELOW ARE STANDARD TIME

# SHASTA ROUTE • SOUTHBOUND

PORTLAND TO SACRAMENTO - SAN FRANCISCO - LOS ANGELES

## Portland, Eugene, Klamath Falls

Elev	Table 78	Mls.	Shasta Daylight No. 9 Daily	Cascade No. 11 Daily	Klamath No. 19 Daily	Rogue River No. 329 Daily
30	Lv Portland Ore. Δ	0	7 45	4 45	10 05	7 30
110	" Clackamas	11			f 7 52	8 10
74	" Oregon City	16			10 38	8 26
151	" Canby	24			7 10 59	
102	" Barlow	26				
119	" Aurora	28				
182	" Hubbard	32				
182	" Woodburn	36			7 11 15	8 45
185	" Gervais	39				8 49
183	" Brooks	44				8 54
163	" Chemawa	48				
163	" Salem	53	8 55	5 55	11 56	9 20
286	" Turner	60				9 32
301	" Marion	67				9 45
240	" Jefferson	72				9 54
213	Ar Albany	80			10 32	
213	Lv Albany	0	9 24	6 27	12 45	10 32
227	Ar Corvallis	10	11 03	8 01	12 25	10 32
227	Lv Corvallis	0	11 20	8 18	12 42	10 32
213	Lv Albany	0	8 42	4 30	11 25	7 32
213	Ar Albany	10	9 00	4 47	11 42	7 49
213	Lv Albany	80	9 24	6 27	12 45	10 32
245	" Tangent	86				10 39
262	" Sheed	92				10 44
282	" Halsey	97				10 50
309	" Harrisburg	106				10 55
426	" Junction City	112			f 1 19	11 15
426	Ar Eugene (88)	124	10 05	7 09	1 40	11 42
426	Lv Eugene	0				12 01
499	" Goshen	6				12 15
541	" Creswell	12				12 23
643	" Cottage Grove	21				12 50
296	" Drain	38				1 28
356	" Yoncalla	44				f 1 43
426	" Oakland	58				f 2 12
518	" Sutherlin	61				f 2 22
459	Ar Roseburg (88)	75				2 55
459	Lv Roseburg	75				3 10
528	" Dillard	85				3 35
609	" Myrtle Creek	97				4 01
703	" Riddle	103				4 15
1009	" West Fork	126				f 5 10
1413	" Glendale	139				5 48
1291	" Wolf Creek	145				6 01
1190	" Leland	153				6 19
935	" Grants Pass	173				7 02
935	Lv Grants Pass	173	11 55			7 12
907	" Rogue River	182	12 10			7 28
1081	" Gold Hill	190	12 22			7 43
1371	" Central Point	202	12 35			8 05
1370	Ar Medford Δ	206	12 45			8 13
1370	Lv Medford	206	12 50			8 30
1629	" Talent	213	1 06			8 45
1874	Ar Ashland	218	1 13			8 56
1874	Lv Ashland	218	1 18			9 05
4113	" Siskiyou Ore.	231	1 43			
2905	" Hilt, California	238	1 55			
2156	" Hornbrook	247	1 45			
2335	" Yreka Inn	263	1 55			
2542	" Montague	270	1 56			
2561	" Grenada	277	1 53			
2760	" Gazelle	285	2 28			
2953	" Edgewood	296	2 42			
3466	" Weed	299	2 47			
3903	Ar Black Butte Cal.	308				
426	Lv Eugene	124	10 11	7 14	2 00	
457	" Springfield	128			2 08	
1108	" Westfir	165			3 19	
1206	" Oakridge	167			3 44	
2076	" McCredie Springs	178			5 13	
4840	" Cascade Summit	211				
4844	" Odell Lake	215				
4779	" Crescent Lake	219			5 35	
4775	" Umlil	223				
4761	" Chemult	244			6 07	
4651	" Yamsay	255				
4533	" Kirk	277			f 6 45	
4202	" Pine Ridge	289				
4190	" Chiloquin	291			f 7 14	
4154	" Modoc Point	300			f 7 14	
4155	" Algoma	308			f 7 25	
4120	Ar Klamath Falls	318	2 19	11 30	7 40	

All PM time in dark faced figures.

Δ-Air Mail dispatched.

■-Pacific Greyhound Bus. (S. P. Depot.)

●-P.G.L. Depot.

▲-Pacific Greyhound daily Bus makes connection with trains at Dunsmuir. (Rail tickets honored.)

♣-P.G.L. Bus To and From P.G.L. Depots. Rail and Bus Depot 1/4 mile apart. (Rail tickets honored.)

†-See table 110 for service between Crockett and Vallejo.

b-Stops to detrain pay passengers from Klamath Falls or beyond; also entrain for Davis or beyond.

d-Stops on flag to entrain pay passengers for Eugene or beyond.

e-Stops on flag to detrain pay passengers from Eugene or beyond.

f-Flag stop to entrain or detrain passengers.

j-Stops on flag to detrain pay passengers from Portland or beyond; also to entrain for Eugene or beyond.

n-Stops on flag Monday, Wednesday and Thursday.

p-Stops on flag to detrain pay passengers from Klamath Falls or beyond.

u-Stops on flag to entrain pay passengers for points West of Davis.

v-Stops on flag daily except Sunday.

S. P. rail tickets will be honored on Pacific Greyhound buses from Siskiyou Line points to Dunsmuir for train connections.

(Shasta Cascade Wonderland)

(Shasta Cascade Wonderland)

## Klamath Falls, Los Angeles, San Francisco

Elev	Table 79	Mls.	Shasta Daylight No. 9 Daily	Cascade No. 11 Daily	Klamath No. 19 Daily	Bus To Train No. 9
4120	Lv Klamath Falls.	318	2 29	11 40	8 05	Siskiyou Line Bus
4243	" Dorris Calif.	340			8 37	to Dunsmuir
4264	" Macdoel	351			8 50	Thence Train 9
4262	" Mt. Hebron	353				
4647	" Bray	365				
4674	" Leaf	367			9 19	
5063	" Grass Lake	379			f 9 41	
3903	Ar Black Butte Cal.	402			p 10 20	
3903	Lv Black Butte Cal.	402			p 10 20	
3553	" Mt. Shasta (88)	410			10 35	▲ 4 06
2556	" Shasta Springs	422				
2290	Ar Dunsmuir	425	4 55	2 20	11 10	▲ 4 30
2290	Lv Dunsmuir	425	5 05	2 30	11 35	
1947	" Castella	432			f 11 52	
1137	" Delta	450			f 12 43	
842	" Central Valley	474				
557	" Redding	482	6 36	4 07	1 45	Passenger No. 201 Daily
493	" Anderson	493			2 09	
423	" Cottonwood	500			2 41	
309	" Red Bluff	517			3 00	
246	Ar Gerber	526	7 22	4 55	3 25	
246	Lv Gerber	526	7 27	5 00		
223	Ar Tehama	528				
223	Lv Tehama	528				
276	" Richfield	533				
227	" Corning	536			3 44	
276	" Kirkwood	541				
277	" Orland	549			4 05	
159	" Artois	558			4 27	
137	" Willows	565				
97	" Norman	573				
95	" Delavan	576				
95	" Maxwell	582			4 45	
134	" Williams (Colusa) (88)	591			5 11	
89	" Arbuckle	601				
61	" Dunnigan	612				
58	" Zamora	619				
78	" Yolo	625				
52	" Woodland	630			49 02	
52	Ar Davis	639			7 00	
52	Lv Davis	0	9 08	6 42	7 06	
35	Ar Sacramento	13	9 20	7 25	7 30	
223	Lv Tehama	0				
227	" Los Molinos	2				
211	" Vina	9				
193	" Chico	28				
164	" Durham	34				
125	" Nelson	40				
112	" Richvale	44				
98	" Biggs	50				
97	" Gridley	54				
80	" Live Oak	60				
72	" Marysville	71				
90	" Wheatland	84				
116	" Sheridan	87				
167	" Lincoln	95				
162	" Roseville	105				
35	Ar Sacramento Δ	123				
35	Lv Sacramento	13			7 45	
24	" Stockton	62			8 56	
129	" Merced	129			10 30	
184	" Fresno	184			12 05	
490	" Bakersfield	291			2 20	
425	" Glendale	455			7 20	
290	Ar Los Angeles	460			7 40	
35	Lv Sacramento	639	9 11	6 47	6 07	
52	" Davis	647				
67	" Dixon	666			6 35	
12	" Suisun-Fairfield	683	9 57	7 33	6 58	
10	Ar Martinez (To Benicia)	683				
10	Lv Martinez	0	10 08	7 53	10 08	
290	Ar Fresno	171	2 15	11 25	2 15	
414	Ar Bakersfield	278	4 45	1 34	4 45	
448	Ar Los Angeles	448	10 30	6 30	10 30	
10	Lv Martinez	683	9 57	7 33	6 58	
14	Lv Crockett (To Vallejo)	689			7 11	
41	Ar Richmond	703			7 35	
18	Ar Berkeley	712	10 35	8 10	7 49	
10	Ar Oakland (18th St.) Δ	712	10 45	8 25	8 00	
14	Ar Oakland Pier Δ	714	10 55	8 35	8 10	
14	Lv Oakland Pier (Ferry)	714	11 10	8 55	8 30	
6	Ar San Francisco (Mkt. St.) Δ	718	11 30	9 15	8 50	

EASY TRAIN-TO-TRAIN BAGGAGE TRANSFER AT OAKLAND, SAN FRANCISCO AND LOS ANGELES  
 Pullman patrons arriving in these cities and leaving the same day on another train, from the same or different station, may have their hand luggage transferred directly to their out-going train space.  
 Ask the Red Cap porter who meets your train.

Shasta Daylight No. 9 Daily  
 Cascade No. 11 Daily  
 Klamath No. 19 Daily  
 Bus To Train No. 9  
 Siskiyou Line Bus to Dunsmuir Thence Train 9  
 Passenger No. 201 Daily  
 TRAIN 201 Via Marysville  
 Train 19 connects with Train 201 at Gerber

TIMES SHOWN BELOW ARE STANDARD TIME

# SHASTA ROUTE • NORTHBOUND

SAN FRANCISCO - (LOS ANGELES) - SACRAMENTO TO PORTLAND

## San Francisco, Los Angeles, Klamath Falls

Table 80		Shasta Daylight No. 10 Daily	Cascade No. 12 Daily	Klamath No. 20 Daily	224-202 Daily
Elev		Mis.			
6	San Francisco Mkt. St.	0	7 45	5 00	7 30
14	Ar Oakland Pier Ferry	4	8 05	5 20	7 50
14	Ar Oakland Pier	4	8 15	5 35	8 00
10	Ar Oakland (16th St.)	6	8 23	5 43	8 09
18	Berkeley	15	8 31	5 51	8 18
41	Richmond	29		5 59	8 30
14	Ar Crockett (to Val'ajo)	35		6 20	8 55
10	Ar Martinez (to Benicia)	35	9 07	6 35	9 05
290	Ar Los Angeles	0	4 50	6 20	6 20
414	Ar Bakersfield	169	10 30	11 13	11 13
290	Ar Fresno	277	1 15	1 17	1 17
10	Ar Martinez	448	5 15	4 38	4 38
10	Ar Martinez	35	9 07	6 35	9 05
12	Suisun-Fairfield	52		9 28	8 01
67	Dixon	70		9 48	
52	Ar Davis	79	9 52	7 20	10 00
35	Ar Sacramento	92			8 50
290	Ar Los Angeles	0		6 20	6 55
425	Ar Glendale	169		6 37	7 15
414	Ar Bakersfield	169		11 13	12 25
290	Ar Fresno	277		1 17	3 15
171	Ar Merced	332		2 16	4 28
24	Ar Stockton	399		4 05	6 15
35	Ar Sacramento	447		6 20	7 30
35	Ar Sacramento	0			9 05
162	Ar Roseville	18			9 39
167	Ar Lincoln	26			9 51
116	Ar Sheridan	38			10 12
90	Ar Wheatland	59			10 40
72	Ar Marysville	63			11 07
80	Ar Live Oak	63			11 34
97	Ar Gridley	69			11 57
98	Ar Biggs	73			11 16
112	Ar Richvale	79			11 28
125	Ar Nelson	83			11 42
164	Ar Durham	89			12 04
193	Ar Chico	95			12 30
211	Ar Vins	114			12 40
227	Ar Los Molinos	121			12 40
223	Ar Tehama	123			12 40
35	Ar Sacramento	0	9 10	8 20	
52	Ar Davis	73	9 45	8 50	
62	Ar Woodland	88		10 30	
78	Ar Yolo	93	9 56	10 46	
51	Ar Zamora	99			
68	Ar Dunnigan	106			
139	Ar Arbuckle	116		11 17	
84	Ar Williams (Colusa) (80)	127		11 33	
95	Ar Maxwell	136		11 43	
95	Ar Delavan	141			
97	Ar Norman	145			
137	Ar Willows	153		12 15	
170	Ar Artois	160			
259	Ar Orland	168		12 50	
226	Ar Kirkwood	176			
277	Ar Corning	181		1 15	
276	Ar Richfield	185			
223	Ar Tehama	189			
223	Ar Tehama	189			12 50
246	Ar Gerber	191	11 39	9 15	1 40
246	Ar Gerber	201	11 45	9 20	1 50
309	Ar Red Bluff	201			2 01
423	Ar Cottonwood	218			2 31
434	Ar Anderson	225			2 42
557	Ar Redding	234	12 30	10 06	3 15
842	Ar Central Valley	246			3 15
1137	Ar Delta	267			4 07
1947	Ar Castella	286			4 52
2290	Ar Dunsuir	293	2 01	11 40	5 25
2290	Ar Dunsuir	293	2 10	11 50	5 25
2556	Ar Shasta Springs	296			5 25
3553	Ar Mt. Shasta (80)	307			6 45
3903	Ar Black Butte	316			7 02
3903	Ar Black Butte	316			7 02
5063	Ar Grass Lake	339			7 45
4674	Ar Leaf	351			8 03
4647	Ar Bray	352			8 08
4262	Ar Mt. Hebron	364			8 26
4264	Ar MacDoel	367			8 31
4243	Ar Dorris, Calif.	377			8 50
4120	Ar Klamath Falls	400	4 36	2 20	9 30



SEE MOUNT SHASTA FROM "SHASTA DAYLIGHT." Majestic Mount Shasta (14,161 feet high) is a spectacular sight as seen through the extra-large "sky view" windows of the "Shasta Daylight."

All PM time in Dark faced figures.

— Pacific Greyhound Bus. (S. P. Depot).

— P.G.L. Depot.

— P.G.L. Bus. To and From P.G.L. Depots. Rail and Bus Depot 1/4 mile apart. (Rail tickets honored.)

▲ Air Mail dispatched.

▲ Pacific Greyhound daily Bus makes connection with Trains at Dunsuir. (Rail tickets honored.)

▲ Train 57 arrives Oakland Pier at 6.35AM connecting with Train 10.

▲ Stops on flag to entrain pay passengers for Eugene and beyond.

▲ Stops on flag to entrain pay passengers from Sacramento beyond; also entrain for Klamath Falls or beyond.

▲ Stops on flag to detrain pay passengers from Crescent Lake or beyond; also to entrain for Eugene or beyond. Stops on flag on Sundays.

▲ Stops on flag to detrain pay passengers from Dunsuir for Eugene or beyond. Stops on flag on Sundays.

▲ Stops on flag to detrain pay passengers from Sacramento beyond; also to detrain from Gerber or beyond.

▲ Stops on flag to detrain pay passengers from Eugene or beyond; also entrain for Portland or beyond.

▲ Stops on flag to detrain pay passengers from Sacramento beyond; also entrain for Portland or beyond.

▲ Stops on flag to detrain pay passengers from Sacramento beyond; also entrain for Portland or beyond.

## Klamath Falls, Eugene, Portland

Table 81		Shasta Daylight No. 10 Daily	Cascade No. 12 Daily	Klamath No. 20 Daily
Elev		Mis.		
4120	Ar Klamath Falls	400	4 46	2 30
4155	Ar Algoma	409		
4154	Ar Modoc Point	418		
4190	Ar Chiloquin	427		
4533	Ar Kirk	441		
4602	Ar Masama	459		
4651	Ar Yamsay	463		
4761	Ar Chemult	474		
4775	Ar Umlt	494		
4779	Ar Crescent Lake	499		
4844	Ar Odell Lake	502		
4840	Ar Cascade Summit	507		
2076	Ar McCreddie Springs	540		
1206	Ar Oakridge	551		
1108	Ar Westfir	553		
457	Ar Springfield	590		
426	Ar Eugene (88)	594	8 55	6 45
3903	Ar Black Butte, Cal.	0		
3466	Ar Weed	4	3 00	2 47
2953	Ar Edgewood	8	3 05	
2760	Ar Gazelle	19	3 19	
2561	Ar Grenada	27	3 34	
2542	Ar Montague	34	3 47	
2335	Ar Yreka Inn	41	4 13	
2156	Ar Hornbrook	57	4 35	
2905	Ar Hilt, California	66	4 50	
4113	Ar Siskiyou, Oregon	73	5 03	
1874	Ar Ashland	85	5 18	
1874	Ar Ashland	85	5 23	
1629	Ar Talent	91	5 35	
1370	Ar Medford	98	5 51	
1370	Ar Medford	98	6 00	
1371	Ar Central Point	102	6 10	
1081	Ar Gold Hill	113	6 23	
907	Ar Rogue River	121	6 35	
935	Ar Grants Pass	130	6 50	
935	Ar Grants Pass	130		
1190	Ar Leland	150		
1291	Ar Wolf Creek	158		
1413	Ar Glendale	164		
1009	Ar West Fork	178		
705	Ar Riddle	200		
609	Ar Myrtle Creek	218		
528	Ar Dillard	229		
459	Ar Roseburg (88)	239		
459	Ar Roseburg	242		
518	Ar Sutherlin	252		
426	Ar Oakland	245		
356	Ar Yoncalla	260		
296	Ar Drain	265		
643	Ar Cottage Grove	283		
541	Ar Creswell	292		
499	Ar Goshen	297		
426	Ar Eugene (88)	303		
426	Ar Eugene	326	9 00	6 52
309	Ar Junction City	607		4 07
282	Ar Harrisburg	612		4 26
282	Ar Halsey	626		4 41
245	Ar Shedd	631		4 47
213	Ar Tangent	631		4 42
213	Ar Albany	638	9 44	7 32
227	Ar Albany	640	10 01	9 38
227	Ar Corvallis	640	10 18	9 55
213	Ar Corvallis	646	7 32	6 20
213	Ar Albany	646	7 49	6 38
213	Ar Albany	646	9 44	7 32
240	Ar Jefferson	646		5 15
301	Ar Marion	651		5 42
286	Ar Turner	657		5 08
163	Ar Salem	665	10 15	8 02
163	Ar Chemawa	670		5 55
183	Ar Brooks	674		5 50
185	Ar Gervais	679		5 56
182	Ar Woodburn	682		6 35
119	Ar Hubbard	685		6 04
182	Ar Aurora	690		
102	Ar Barlow	692		
151	Ar Canby	693		6 54
74	Ar Oregon City	702		7 10
110	Ar Clackamas	707		6 55
30	Ar Portland, Ore.	718	11 30	9 20

TRAIN NUMBERS

TIMES SHOWN BELOW ARE STANDARD TIME

# SHASTA ROUTE

CONNECTIONS IN CALIFORNIA - OREGON - WASHINGTON

**Table 82**  
**(A) PORTLAND, TACOMA, SEATTLE**  
Pooled trains operated jointly by the Great Northern,  
Northern Pacific and Union Pacific

STATIONS	Mis.	U.P. 457	N.P. 407	G.N. 459	N.P. 401
Lv Portland, Ore.	0	8:00	*9 40	*5 00	11:45
Lv Vancouver, Wash.	9	8 21	9 59	5 25	12 11
Lv Kelso-Longview	48	9 01	10 38	6 05	1 35
Ar Chehalis	87	9 43	11 22	6 47	3 00
Ar Centralia	91	9 53	11 33	6 57	3 10
Ar East Olympia	110	10:16	11 56	7 20	
★ Ar Olympia	8	10 45	12 25		
Ar Tacoma, Wash.	145	11 01	12 41	8 05	5 00
Ar Seattle (Union Sta.)	183	11 59			
Ar Seattle (King St. Sta.)	183		1 40	9 15	*6 45

STATIONS	Mis.	G.N. 460	N.P. 408	U.P. 458	N.P. 402
Lv Seattle (King St. Sta.)	0	*8 20	12:30		11:45
Lv Seattle (Union Sta.)	0			4:45	
Lv Tacoma, Wash.	39	9 16	1 26	5 52	1 15
★ Lv Olympia			1 30	6 00	
Lv East Olympia	74	9 58	2 08	6 37	12 06
Lv Centralia	93	10 22	2 32	7 05	3 00
Lv Chehalis	96	10 29	2 39	7 14	3 25
Lv Kelso-Longview	136	11 14	3 24	8 02	5 00
Ar Vancouver, Wash.	175	11 58	4 08	8 46	6 15
Ar Portland, Ore.	183	12 20	4 30	9 15	6 45

**(B) PORTLAND, SPOKANE (Daily)**

U.P. 20	SP&S NP-2	SP&S 2	SP&S-6 NP-4	Mis.	STATIONS	SP&S 1	NP-SP &S-5	NP-1 3	SP&S 19	U.P. 19
10 00	10 00	3 00	9 30	0	Lv Portland Ar	7 30	4 25	6 00	6 10	6 10
6 30	7 40	10 35	8 10	377	Ar Spokane Lv	12 06	7 15	9 10	9 00	

**Table 83 (Daily)**  
**SEATTLE, VICTORIA, VANCOUVER**

Mis.	G.N. 356	G.N. 360	G.N. 362	C. P. S. S.
0	8 10	2 00	6 00	8 00
96	10 19	4 10	8 30	
81			11 50	
81			2 30	10 59
164	11 55	5 40	9 55	7 00 6 00
C. P. S. S.				
0	8 25	12 30	6 15	9 15 10 59
83			1 45	6 00
83			5 00	
164	10 02	1 57	7 40	
	12 15	4 25	10 10	9 00

**Table 84**  
**PORTLAND, HUNTINGTON (Daily)**

106	18	12	Mis.	(Union Pacific)	11	17	105
5 30	9 30	8 05	0	Lv Portland	Ar 4 00	5 30	7 30
76	48	10 57	9 33	Lv Hood River	Lv 2 20	3 35	5 05
7	20	11 50	10 10	Lv The Dalles	Lv 1 45	3 00	5 35
9	38	2 52	1 05	Lv Pendleton	Lv 10 43	10 50	3 11
11	40	5 35	3 25	Lv La Grande	Lv 8 25	8 20	1 05
12	40	6 47	4 36	Lv Baker	Lv 7 05	6 59	11 55
2	05	8 15	6 00	Ar Huntington (P.T.)	Lv 5 45	5 35	10 40
▲12 01	*10 00	*7 00	Ar Portland	Ar	*7 50	*7 50	6 10
▲10 02	6 45	*3 40	Ar Walla Walla	Lv	10:15	▲12 20	*9 45

All PM time in Dark-faced figures.  
▲—Pacific Greyhound Bus.  
★—Bus Service between East Olympia and Olympia.  
P.T.—Pacific Standard Time. †—Daily except Sunday.  
\*—Bus Depot, 987 Pearl St. †—Motor Bus via Pendleton.  
\*—Daily. †—Conditional stop.  
d—Monday, Wednesday, Friday.  
e—Except Saturday and Sunday.  
f—Flag stop to receive or discharge passengers.  
g—Tuesday, Thursday, Saturday.  
h—Saturday only.



**Table 85**  
**(A) ALTURAS, KLAMATH FALLS**  
(P.G.L. Bus) (Daily)  
(Rail Tickets Honored)

1 15	Lv Alturas	Ar	6 10
2 45	"Tule Lake	"	4 30
3 30	Ar Klamath Falls	Lv	3 45

**(B) MEDFORD, KLAMATH FALLS**  
(P.G.L. Bus)

*12 50	Lv Medford (78, 81)	Ar	8 18
1 19	Lv Ashland	Lv	7 52
3 20	Ar Klamath Falls	Lv	*6 50

**(C) KLAMATH FALLS, THE DALLES**  
(Pacific Trailways) (Daily)  
(Rail Tickets Not Honored)

3 45	8 20	Lv Klamath Falls	Ar	3 25	11 20
6 55	11 30	Ar Bend	Lv	12 15	8 10
7 20	12 01	Lv Bend	Ar	11 20	8 05
11 35	4 05	Ar The Dalles	Lv	7 00	3 00

**Table 86**

**(A) REDDING, SUMMIT CITY, SHASTA DAM**  
Shasta Dam Stages  
Daily, except Sundays and Holidays

Lv Redding (79, 80)	4 45	8 45	10 45	12 45	2 45
Ar Summit City	5 10	9 10	11 10	1 10	3 10
Ar Shasta Dam		9 20	11 20	1 20	
Lv Shasta Dam		9 25	11 25	1 25	
Ar Summit City	6 56	9 31	11 31	1 31	3 16
Ar Redding (79, 80)	7 20	9 55	11 55	1 55	3 40

**(B) MOUNT SHASTA, McCLLOUD**  
McCloud River R. R. Co. (Bus)

Lv Mt. Shasta (79, 80)	*7 00	11 20	
Ar McCloud	7 30	11 50	
Lv McCloud	*9 45	12 00	*4 00
Ar Mt. Shasta (79, 80)	10 15	12 30	4 30

**(C)** (Rail Tickets Not Honored)  
Taxis WILLIAMS-COLUSA TAXIS "On Call"

24 hour "on call" service available both ways, Phone Yellow Taxi, at Colusa 7-W or 53-W (Home). Rates one way \$3.50 one to five persons.

**Table 87**  
**CRATER LAKE SEASON—JUNE 15-SEPT. 15**

Lv Klamath Falls	8 00	Ar Crater Lake	10 00
Lv Klamath Falls	4 45	Ar Crater Lake	6 45
Lv Crater Lake	12 15	Ar Klamath Falls	2 15
Lv Crater Lake	4 15	Ar Klamath Falls	6 00
Lv Grants Pass	4 50	Ar Medford	5 50
Lv Medford	6 00	Ar Crater Lake	8 30
Lv Crater Lake	8 00	Ar Medford	10 30
Lv Medford	10 45	Ar Grants Pass	12 45

Round trip fare \$10.00 plus \$1.50 tax. Children 6-8 years, half-fare and under 6 free.

**Table 88**  
**(A) PORTLAND, COOS BAY, COQUILLE**

No. 19	No. 11	No. 9	No. 10	No. 12	No. 20
*10 05	*4 45	*7 45	Lv Portland	Ar	11 30
1 40	7 09	10 05	Ar Eugene	Lv	*9 00 *6 52 *4 07

**(B) VIA ROSEBURG (P.G.L. Bus) (Daily) (Rail Tickets Honored)**

▲11 40	Lv Eugene	Ar	▲5 45
▲2 05	Ar Roseburg	Lv	▲3 25
▲3 15	Lv Roseburg (78, 81)	Ar	▲11 10
3 30	Lv Coos Junction	Lv	10 52
5 11	Lv Myrtle Point	Lv	9 15
5 30	Ar Coquille	Lv	8 45
▲6 12	Ar Coos Bay	Lv	▲8 10

**(C) VIA DRAIN AND REEDSPORT (P.G.L. Bus) (Daily) (Rail Tickets Honored)**

▲4 05	▲2 35	Lv Eugene	Ar	▲1 10	▲10 08	▲1 10
5 13	3 48	Lv Drain	Lv	12 01	8 58	12 01
6 37	5 21	Lv Reedport	Lv	10 35	7 45	10 35
7 30	6 14	Lv North Bend	Lv	9 31	6 56	9 31
7 40	6 25	Ar Coos Bay	Lv	9 20	6 45	9 20
▲8 37	▲7 13	Ar Coquille	Lv	▲8 33	▲5 43	▲8 33

**Table 90**  
**REDDING, WEAVERVILLE, EUREKA**  
Eureka-Redding Stages

d 10 20	Lv Redding (79, 80)	Ar	3 35
11 50	Ar Weaverville	Lv	2 00
12 00	Lv Weaverville	Ar	1 50
4 20	Ar Eureka (187)	Lv	g 9 15

**Table 91 (Rail Tickets Honored)**

**(A) CROCKETT, NAPA VALLEY, SONOMA VALLEY, GLEN ELLEN, SANTA ROSA (Daily)**

▲5 50	0	Lv Crockett (S.P.Sta.)	Ar	
6 05	5	Ar Vallejo (P.G.L. Depot)	Lv	
▲6 15	5	Lv Vallejo (P.G.L. Depot)	Ar	▲6 10
6 40	18	Lv Imola (Napa State Hospital)	Ar	6 45
6 45	20	Ar Napa	Lv	5 40
6 45	20	Lv Napa	Ar	5 30
7 10	35	"Sonoma"	"	5 05
7 18	38	"Boyes Springs"	"	4 56
7 30	42	"Eldridge (Sonoma State Home)"	"	4 45
7 32	43	"Glen Ellen"	"	4 42
▲8 00	59	Ar Santa Rosa (5th & B Sts.)	Lv	▲4 10

**(B) CROCKETT, ST. HELENA, CALISTOGA**

▲1 00	▲7 50	0	Lv Crockett (S.P.Sta.)	Ar	11 10	▲5 00
1 15	8 05	5	Ar Vallejo (P.G.L. Depot)	Lv	10 55	4 45
3 15	9 15	5	Lv Vallejo (P.G.L. Depot)	Ar	9 10	3 10
3 45	9 45	20	Ar Napa	Lv	8 40	2 40
3 50	9 50	20	Lv Napa	Ar	8 35	2 35
4 08	10 08	29	"Yountville"	"	8 16	2 16
4 25	10 25	39	"St. Helena"	"	7 57	1 57
▲4 45	▲10 45	48	Ar Calistoga	Lv	▲7 40	▲1 40

**CROCKETT, VALLEJO (Pacific Greyhound Bus) (Daily) (Rail Tickets Honored)**

5 05	1 00	7 50	5 50	Lv Crockett	Ar	5 45	7 20	12 35	5 00
5 20	1 15	8 05	6 05	Ar Vallejo (401 York St.)	Lv	5 30	7 05	12 20	4 45

TIMES SHOWN BELOW ARE STANDARD TIME

# COAST LINE

SAN FRANCISCO - SANTA BARBARA - LOS ANGELES - DEL MONTE - MONTEREY - PACIFIC GROVE

Table 92

Please Reserve Seats in Advance on the "COAST" and "OAKLAND DAYLIGHTS" and "STARLIGHT"

**NOTE A—SPECIAL SERVICE CHARGE**

The Service Charge is \$1.00 (plus Federal Tax) for each chair car seat occupied by adult, or child of any age, between San Francisco or Oakland and Los Angeles; proportionate charges to and from intermediate points. (Tickets sold in advance will not be redeemable unless space reserved is released for resale and reservation or ticket numbers erased from diagram not later than the day before departure of train. Tickets sold on day of departure will not be redeemable unless space reserved is released at least three (3) hours prior to departure of train.)

NORTHBOUND	99	95	75	75-73	71
Lv Los Angeles (Un. Sta.)	* 7 15	* 6 45	* 8 00	* 8 00	* 12 01
Lv Glendale (k)	7 33	7 03	8 20	8 20	12 25
Lv Ventura		8 31	9 48	9 48	3 10
Lv Santa Barbara	9 35	9 15	10 34	10 34	4 50
Lv San Luis Obispo	11 53	11 45	1 35	1 35	8 35
Lv Salinas	2 38	2 56	4 40	4 40	12 53
Lv Watsonville Junction		3 30	5 15	5 15	1 39
Ar San Jose	3 58	4 30	6 20	6 20	2 56
Lv San Jose (No. 255)	4 05	4*40	6*50	6 47	
Ar Fruitvale	4 55			7 50	
Ar Oakland (Bus*)		6 30	6 31	8 48	
Ar Oakland (1st St.)	5 02			8 05	
Ar Oakland Pier	5 15			8 20	
Ar San Francisco (Mkt. St.)	5 50			8 50	
Lv San Jose	6 03	4 40	6 40		3 20
Ar Palo Alto		5 01	7 05		3 39
Ar Burlingame		5 14	7 25		3 59
Ar San Francisco (3rd St.)	5 00	5 45	8 00		4 30
Santa Fe Ry.	71	81	73	75	77
Lv San Diego	* 6 00	* 9 30	* 11 45	* 12 01	* 3 00
Ar Los Angeles	8 30	11 59	2 15	4 25	5 30

SOUTHBOUND	98	94	76	74-76	72
Lv San Francisco (3rd St.)	* 7 15	* 6 45	* 8 00		* 12 20
Lv Burlingame		7 10	8 23		
Lv Palo Alto		7 27	8 42		1 21
Ar San Jose	8 08	7 49	9 03		1 45
Lv San Francisco (Mkt. St.)					* 7 00
Lv Oakland Pier (No. 250)	* 6 25				7 30
Lv Oakland (1st St.)	6 38				7 43
Lv Oakland (Bus*)		6*05	6*00		
Lv Fruitvale	6 48				7 52
Lv San Jose	7 50	7 55	7 45		8 50
Lv San Jose	8 12	7 56	9 15	9 15	2 16
Lv Watsonville Junction		9 04	10 27	10 27	3 59
Lv Salinas	9 35	9 32	10 58	10 58	5 00
Lv San Luis Obispo	12 20	12 37	2 25	2 25	9 07
Ar Santa Barbara	2 37	3 00	4 58	4 58	12 40
Ar Ventura		3 51	5 56	5 56	1 55
Ar Glendale (k)	4 42	5 25	7 42	7 42	4 10
Ar Los Angeles (Un. Sta.)	5 00	5 45	8 00	8 00	4 30
Santa Fe Ry.	80	72	74	82	76
Lv San Diego	* 6 30	* 8 00	* 10 00	* 1 00	* 3 30
Ar Los Angeles	9 00	12 30	3 30	6 00	9 30

**No. 95 STARLIGHT (STREAMLINED). DAILY.**

Streamlined Air-Conditioned Train. Please reserve seats in advance. Special service charge applicable in chair cars—See Note A above. Porter service. Radio. Pillow service available at nominal charge.

Chair Cars, Coffee Shop Snack Car (open all night), Tavern Car. Tickets Honored: Ask Agents. Baggage: No checked service to or from San Luis Obispo.

**No. 99 COAST AND OAKLAND DAYLIGHTS.**

Daily STREAMLINED Air-Conditioned Trains.

Streamlined Air-Conditioned Train. Please reserve seats in advance. Special service charge applicable in chair cars—See Note A above. Passenger Agent and Porter service. Radio. Chair Cars, Coffee Shop Car, Tavern Car, Parlor Car with one Drawing Room and Parlor-Observation Car (Railroad owned) Los Angeles to San Francisco.

Chair Cars, Los Angeles to Oakland. (Cars Nos. 0-13, 0-14, on train 255 from San Jose to Oakland.)

Tickets Honored: Ask Agents. Baggage: no checked service to or from San Luis Obispo.

**No. 71 DAILY.**

Coaches: ★Los Angeles to San Francisco. No meal service.

**No. 75 LARK (STREAMLINED). DAILY.**

Public Telephone.

Full Lounge Car: ★Los Angeles to San Francisco. (Radio).

Standard Sleepers: ★Los Angeles to San Francisco. (Drawing-Rooms, Compartments, Bedrooms, Roomettes).

Dining Car: ★(For Dinner and Breakfast). Tickets Honored: Ask Agents.

Baggage: No checked service to or from intermediate stations between Los Angeles and San Francisco.

**No. 75-73 OAKLAND LARK (STREAMLINED). DAILY.**

Standard Sleeper: ★Los Angeles to Oakland Pier. (Bedrooms, Roomettes, Drawing-Room, Compartment).

Buffet-Lounge Sleeper: ★Los Angeles to Oakland Pier. (Evening, Luncheon and Breakfast Service.)

Coach: San Jose to Oakland Pier. Tickets Honored: Ask Agents. Baggage: See Train 75.

**No. 94 STARLIGHT (STREAMLINED). DAILY.**

Streamlined Air-Conditioned Train. Please reserve seats in advance. Special service charge applicable in chair cars—See Note A above. Porter service. Radio. Pillow service available at nominal charge.

Chair Cars, Coffee Shop Snack Car (open all night), Tavern Car. Tickets Honored: Ask Agents. Baggage: No checked service to or from San Luis Obispo.

**No. 98 COAST AND OAKLAND DAYLIGHTS.**

Daily STREAMLINED Air-Conditioned Trains.

Streamlined Air-Conditioned Train. Please reserve seats in advance. Special service charge applicable in chair cars—See Note A above. Passenger Agent and Porter service. Radio. Chair Cars, Coffee Shop Car, Tavern Car, Parlor Car with one Drawing Room and Parlor-Observation Car (Railroad owned) San Francisco to Los Angeles.

Chair Cars, Oakland to Los Angeles. (Cars Nos. 0-13, 0-14, on train 250 from Oakland to San Jose.)

Tickets Honored: Ask Agents. Baggage: No checked service to or from San Luis Obispo.

**No. 72 DAILY.**

Coaches: San Francisco to Los Angeles. No meal service.

**No. 76 LARK (STREAMLINED). DAILY.**

Public Telephone.

Full Lounge Car: ★San Francisco to Los Angeles. (Radio).

Standard Sleepers: ★San Francisco to Los Angeles. (Drawing-Rooms, Compartments, Bedrooms, Roomettes).

Dining Car: ★(For Dinner and Breakfast). Tickets Honored: Ask Agents.

Baggage: No checked service to or from intermediate stations between San Francisco and Los Angeles.

**No. 74-76 OAKLAND LARK (STREAMLINED). DAILY.**

Standard Sleeper: ★Oakland Pier to Los Angeles. (Bedrooms, Roomettes, Drawing-Room, Compartment).

Buffet-Lounge Sleeper: ★(Evening Luncheon and Breakfast Service): Oakland Pier to Los Angeles.

Coach: Oakland Pier to San Jose only. Tickets Honored: Ask Agents. Baggage: See Train 76.

**San Francisco, San Jose, Del Monte, Pacific Grove**  
No. 78 Coaches and Smoker: ★Parlor-Buffer Car: (Railroad Owned.) No. 77. San Francisco and Pacific Grove

**Los Angeles, Santa Barbara, Del Monte, Monterey, Pacific Grove**

READ DOWN				READ UP			
Starlight 94 & Bus	Del Monte 78	Daylight 98 & Bus	Mts. Via R.R.	Del Monte 77	Bus & Daylight 99		
* 6 45	* 6 45	* 3 00	0	Lv San Francisco (3rd St.)	Ar 9 35	5 00	5 00
7 10	7 10	3 21	16	Lv Burlingame	Ar 9 10		
7 27	7 27	3 37	30	Lv Palo Alto	Ar 8 49		
7 56	7 56	4 06	47	Lv San Jose	Ar 8 25	3 58	3 58
9 04	9 04	5 12	97	Lv Watsonville Jct.	Lv 7 23		
		5 25	107	Lv Castroville	Lv 7 04		
		▲ 5 25	107	Lv Castroville	Lv ▲ 7 03		
9 32	9 32	▲ 5 40	114	Ar Salinas	Lv ▲ 6 43	2 38	2 38
9 45			114	Lv Salinas	Ar ▲ 2 20		
	f 5 40		115	Ar Ord	Lv f 6 47		
	f 5 50		119	Ar Seaside	Lv f 6 34		
	f 5 54		121	Ar Del Monte	Lv f 6 32		
10 32	5 57	10 32	122	Ar Monterey	Lv 6 30	▲ 1 42	
10 45	6 30	10 45	124	Ar Pacific Grove	Lv * 6 20	▲ 1 20	

READ DOWN				READ UP			
Lark 75 & Bus	Starlight 95 & Bus	Daylight 99 & Bus	Mts.	Table 94	Bus & Starlight 94	Bus & Lark 76	Bus & Daylight 98
* 8 00	* 6 45	* 7 15	0	Lv Los Angeles	Ar * 5 45	* 8 00	* 5 00
8 20	7 03	7 33	6	Lv Glendale (k)	Ar 5 25	7 42	4 42
	8 15		66	Lv Oxnard	Ar 4 07		
9 48	8 31		76	Lv Ventura	Ar 3 51	5 56	
10 34	9 15	9 35	103	Lv Santa Barbara	Ar 3 00	4 58	2 37
1 35	11 45	11 53	222	Lv San Luis Obispo	Lv 12 37	2 25	12 20
	m 1 04		258	Lv Paso Robles	Ar 11 19		
4 40	2 56	2 38	356	Ar Salinas	Lv 9 32	10 58	9 35
▲ 4 50	▲ 4 50	▲ 2 45	362	Lv Salinas	Ar ▲ 9 20	▲ 10 35	▲ 9 25
			366	Ar Ord (Fort Ord)	Lv		
			375	Ar Seaside	Lv		
			377	Ar Del Monte	Lv		
▲ 5 37	▲ 5 37	▲ 3 37	377	Ar Monterey	Lv ▲ 8 37	▲ 9 47	▲ 8 38
▲ 5 50	▲ 5 50	▲ 3 50	380	Ar Pacific Grove	Lv ▲ 8 10	▲ 9 25	▲ 8 10
			382	Ar Astor	Lv		

All PM time in dark face figures.  
★—Regularly assigned cars are air-conditioned.  
\*—Daily. #—Union Station.  
▲—Pacific Greyhound Bus. (To and from S.P. Stations. Rail tickets honored.)  
■—Peerless Stages - Oakland Depot—20th and San Pablo, San Jose-S. P. Sta. Connections made with Coast Daylight, Starlight and Lark. (Rail tickets honored.)

†—Rail Tickets also honored on Bay Rapid Transit Co. Bus between Monterey and Pacific Grove.  
a—Stops on flag to entrain pay passengers for Santa Barbara or beyond; also detrain from San Jose or beyond.  
b—Daily except Sundays and Holidays.  
c—Stops on flag to entrain pay passengers for Watsonville Jct., or beyond.  
f—Stops daily except Sundays and Holidays and flag stop on Sundays and Holidays.

f—Flag stop to entrain or detrain passengers.  
h—Stops on flag to entrain pay passengers for Gilroy or beyond.  
k—Gateway to Hollywood, Beverly Hills, Santa Monica and Pasadena. Taxi service available.  
m—Stops on flag to entrain pay passengers for San Jose or beyond; also detrain from Santa Barbara or beyond.  
z—Frequent Pacific Greyhound Bus Service between Salinas (P.G.L. Station) Seaside and Fort Ord. Rail tickets honored.

# TIMES SHOWN BELOW ARE STANDARD TIME COAST LINE

SAN FRANCISCO - OAKLAND - SAN JOSE - SALINAS - SANTA BARBARA - VENTURA - LOS ANGELES

SOUTHBOUND									
Elev	Table 95	Coast Day-light		Star-light	Oakland Lark		S. F. Lark		Del Monte
		No. 98 Daily	No. 94 Daily		No. 74 Daily	No. 76 Daily	No. 72 Daily	No. 78 Daily	
10	Lv San Francisco (3rd St.)	7 15	6 45	7 10	8 00	8 00	8 00	8 00	8 00
25	" Burlingame	16	7 10		8 23	8 23	8 23	8 23	8 23
22	" San Mateo	18			8 30	8 30	8 30	8 30	8 30
9	" Redwood City	25			8 42	8 42	8 42	8 42	8 42
59	" Palo Alto	30	7 27		8 42	8 42	8 42	8 42	8 42
97	Ar San Jose	47	8 08	7 49	9 03	9 03	9 03	9 03	9 03
		No. 250		Bus* No. 74		No. 74		No. 72	
6	Lv San Francisco (Market St.)	0	6 25	7 00	7 00	7 00	7 00	7 00	7 00
14	" Oakland Pier	4	6 38	7 30	7 30	7 30	7 30	7 30	7 30
14	" Oakland (First St.)	7	6 05	6 00	7 43	7 43	7 43	7 43	7 43
14	" Oakland (Bus*)	7	6 05	6 00					
34	" Fruitvale	10	6 48	7 52					
97	Ar San Jose (103)	47	7 50	7 45	8 50	8 50	8 50	8 50	8 50
		No. 98		No. 94		No. 76		No. 72	
97	Lv San Jose	47	8 12	7 56	9 15	9 15	9 15	9 15	9 15
343	" Morganhill	67							
192	" Gilroy (100)	77							
136	" Sargent	83							
21	Ar Watsonville Junction	97	8 56	10 20	10 20	10 20	10 20	10 20	10 20
21	Lv Watsonville Junction	97	9 04	10 27	10 27	10 27	10 27	10 27	10 27
18	Ar Castroville (93)	107							
18	Lv Castroville	107							
43	Lv Salinas (93, 94)	114	9 35	9 32	10 58	10 58	10 58	10 58	10 58
102	" Chualar	125							
126	" Gonzales	131							
182	" Soledad	140							
233	" Metz	148							
333	" King City	160							
398	" San Lucas	169							
454	" San Ardo	179							
539	" Bradley	192							
616	" San Miguel	192							
722	" Paso Robles	212							
774	" Templeton	218							
832	" Atascadero	232							
995	" Santa Margarita	233							
239	Ar San Luis Obispo	248	12 17	12 27	2 12	2 12	2 12	2 12	2 12
239	Lv San Luis Obispo	248	12 20	12 37	2 25	2 25	2 25	2 25	2 25
36	" Pismo	259							
19	" Oceano	262							
80	" Guadalupe	273							
283	" Casimialia	284							
210	" Tangair	293							
49	" Surf	299							
203	" Arlight	307							
108	" Concepcion	321							
94	" Gaviota	336							
94	" Naples	351							
40	" Goleta	359							
7	Ar Santa Barbara	367	2 37	3 00	4 58	4 58	4 58	4 58	4 58
7	Lv Santa Barbara	367	2 42	3 07	5 10	5 10	5 10	5 10	5 10
7	" Carpinteria	377							
43	" Ventura (107)	394		3 51	5 56	5 56	5 56	5 56	5 56
90	" Montalvo	399							
45	" Oxnard	404		4 07					
140	" Camarillo	413							
508	" Moorpark	423							
963	" Santa Susana	434							
1119	" Hasson	437							
952	" Chatsworth	442							
803	" Northridge	446							
555	" Burbank	459							
425	" Glendale (p)	464	4 42	5 25	7 42	7 42	7 42	7 42	7 42
290	Ar Los Angeles (Un. Sta.)	470	5 00	5 45	8 00	8 00	8 00	8 00	8 00
Train Numbers		98	94	74-76	76	72			

NORTHBOUND									
Elev	Table 96	Coast Day-light		Star-light	S. F. Lark		Oakland Lark		Del Monte
		No. 99 Daily	No. 95 Daily		No. 75 Daily	No. 73 Daily	No. 71 Daily	No. 77 Daily	
10	Lv Los Angeles (Un. Sta.)	7 15	6 45	7 10	8 00	8 00	8 00	8 00	8 00
25	" Glendale (p)	16	7 33	7 03	8 20	8 20	8 20	8 20	8 20
11	" Burbank	24							
24	" Northridge	28							
28	" Chatsworth	33							
33	" Hasson	36							
36	" Santa Susana	47							
47	" Moorpark	57							
57	" Camarillo	66	8 15						
66	" Oxnard	76							
76	" Montalvo	93	8 31	9 48	9 48	9 48	9 48	9 48	9 48
93	" Carpinteria	103							
103	Ar Santa Barbara	103	9 30	9 10	10 27	10 27	10 27	10 27	10 27
103	Lv Santa Barbara	103	9 35	9 15	10 34	10 34	10 34	10 34	10 34
111	" Goleta	111							
119	" Naples	119							
135	" Gaviota	135							
149	" Concepcion	149							
163	" Arlight	163							
171	" Surf	171							
177	" Tangair	177							
186	" Casimialia	186							
197	" Guadalupe	197							
208	" Oceano	208							
211	" Pismo	211							
222	Ar San Luis Obispo	222	11 50	11 35	1 10	1 10	1 10	1 10	1 10
222	Lv San Luis Obispo	222	11 53	11 45	1 35	1 35	1 35	1 35	1 35
238	" Santa Margarita	238							
247	" Atascadero	247							
252	" Templeton	252							
258	" Paso Robles	258							
267	" San Miguel	267							
278	" Bradley	278							
291	" San Ardo	291							
302	" San Lucas	302							
310	" King City	310							
322	" Metz	322							
330	" Soledad	330							
339	" Gonzales	339							
345	" Chualar	345							
356	" Salinas (93, 94)	356	2 38	2 56	4 40	4 40	4 40	4 40	4 40
364	Ar Castroville (93)	364							
364	Lv Castroville	364							
374	Ar Watsonville Junction	374	3 23	5 04	5 04	5 04	5 04	5 04	5 04
374	Lv Watsonville Junction	374	3 30	5 15	5 15	5 15	5 15	5 15	5 15
387	" Sargent	387							
393	" Gilroy (100)	393							
403	" Morganhill	403							
423	Ar San Jose	423	4 58	4 30	6 20	6 20	6 20	6 20	6 20
423	Lv San Jose	423	5 03	4 40	6 40	6 40	6 40	6 40	6 40
440	" Palo Alto	440		5 01	7 05	7 05	7 05	7 05	7 05
445	" Redwood City	445							
452	" San Mateo	452							
454	" Burlingame	454		5 14	7 25	7 25	7 25	7 25	7 25
470	Ar San Francisco (3rd St.)	470	5 00	5 45	8 00	8 00	8 00	8 00	8 00
Train Numbers		99	95	75	75-73	71	77		

**NOW — THROUGH OAKLAND-LOS ANGELES CARS  
ON COAST DAYLIGHT**  
 Through streamlined chair-car service is now available between Oakland and Los Angeles on the COAST DAYLIGHT.

OAKLAND CONNECTIONS									
Elev	Table 97	No. 255		Bus		No. 73		No. 71	
		No. 255	Bus	Bus	No. 73	No. 71	No. 71	No. 71	
10	Lv San Jose (103)	0	4 05	4 40	6 50	6 47			
14	Ar Fruitvale	37	4 55		7 50	7 50			
40	Ar Oakland (Bus*)	40	6 30	6 31	8 48				
43	Ar Oakland (First St.)	43	5 02			8 05			
43	Ar Oakland Pier	43	5 15	From	From	8 20			
47	Ar San Francisco (Mkt. St.)	47	5 50	No. 95	No. 75	8 50			

Bus and Taxi service available between Southern Pacific Ferry Station and Third Street Station, San Francisco. Approximate distance 1 1/4 miles

LOS ANGELES TO SAN DIEGO—A. T. & S. F. Ry.									
Elev	Table 97	No. 80		No. 72		No. 74		No. 82	
		No. 80	No. 72	No. 74	No. 82	No. 76	No. 78	No. 70	No. 70
293	Lv Los Angeles (Un. Sta.)	0	6 30	8 00	10 00	1 00	3 30	7 00	11 15
14	Ar San Diego	128	9 00	10 30	12 30	3 30	6 00	9 30	3 45

All PM time in dark faced figures. ▲—Pacific Greyhound Bus. d—Stops on flag to entrain pay passengers for Santa Barbara or beyond; also detrain from San Jose or beyond.  
 \*—Daily. △—Air Mail dispatched. e—Stops on flag to entrain pay passengers for San Jose or beyond; also detrain from Santa Barbara or beyond.  
 ■—Peerless Stages, Oakland Depot—20th and San Pablo, San Jose-S. P. (Rail Tickets Honored. See side note.) f—Flag stop to entrain or detrain passengers.  
 a—Stops on flag to detrain pay pass. from Glendale or beyond. g—Stops on flag to entrain pay passengers for Santa Barbara and beyond; also detrain from Salinas and beyond.  
 b—Stops on flag to entrain pay passengers for Watsonville Jct. or beyond. h—Stops on flag to entrain pay passengers for Glendale or beyond.  
 i—Stops on flag to entrain pay passengers for Gilroy or beyond.  
 j—Gateway to Hollywood, Beverly Hills, Santa Monica and Pasadena. Taxi service available.  
 r—Stops daily except Sundays and Holidays and flag stop on Sundays and Holidays.



# TIMES SHOWN BELOW ARE STANDARD TIME

## COAST LINE

SAN FRANCISCO - LOS GATOS - SANTA CRUZ ● SANTA CRUZ - SANTA BARBARA - LOS ANGELES

(Consult Agent for additional schedules)  
(Rail Tickets Honored)

San Francisco, San Jose, Los Gatos, Santa Cruz

Train No. 152 & Bus (e)	Train No. 132 & Bus (e)	Train No. 78 & Bus Daily	Train No. 116 & Bus Daily	Train No. 114 & Bus Daily	Train No. 112 & Bus Daily	M	Train No. 123 (e)	Bus & Train No. 139 (e)	Bus & Train No. 145 (e)	Bus & Train No. 151 Daily	Bus & Train No. 155 Daily	
6 15	4 17	3 00	12 30	10 00	7 20	0	Lv San Francisco (3rd)	Ar 7 20	8 55	2 00	5 50	8 45
6 45			12 57	10 33	7 52	16	" Burlingame	"	8 30	1 30	6 20	8 15
6 49			1 01	10 39	7 56	18	" San Mateo	"	8 27	1 26	6 16	8 11
7 04	4 53		1 15	10 59	8 11	25	" Redwood City	"	6 42	8 15	1 12	5 00
7 10			1 21	11 06	8 17	28	" Menlo Park	"			1 04	4 51
7 13			1 24	11 17	8 20	30	" Palo Alto	"		8 06	1 02	4 48
7 16			1 27	11 20	8 23	32	Ar California Ave.	Lv	6 30	8 02	12 59	4 45
7 23			1 33	11 23	8 31	36	" Mountain View	"		7 56	12 53	4 38
7 34			1 45	11 44	8 43	44	" Santa Clara	"		7 40	12 40	4 26
7 40			3 59	1 52	11 50	50	Ar San Jose	Lv		7 40	12 35	4 20
7 40		4 00	2 25	12 20	8 50	47	Lv San Jose (P.G.L. Sta.)	Ar	6 55	12 25	3 40	5 55
7 45		4 05	2 45	12 40	9 12	51	Lv San Jose (S.P. Sta.)	Ar				
8 03		2 45	12 40	9 12	51	Ar Campbell	Lv					
						32	Lv California Ave.	Ar	6 24			
						36	" Los Altos	"	6 12			
						41	" Monta Vista	"	5 58			
						45	" Congress Junction	"	5 50			
						48	" Vasona Junction	"	5 44			
						51	Ar Los Gatos (S.P. Sta.)	Lv	5 38			
8 15		4 35	2 57	12 52	9 25	51	Ar Los Gatos (P.G.L. Sta.)	Ar	6 15	12 00	3 05	5 25
8 16		4 45	3 07	1 02	9 35	51	Lv Los Gatos (P.G.L. Sta.)	Ar	6 12	11 50	2 55	5 20
8 36		5 27	3 50	1 45	10 15	57	Ar Santa Cruz (P.G.L. Sta.)	Ar	5 30	11 10	2 15	4 40
9 05						76	Ar Santa Cruz (S.P. Sta.)	Lv				

Table 99 San Jose, Los Gatos, Santa Cruz  
Peerless Stages—Rail Tickets Honored

Lv San Jose (P. G. L. Station)	e 6 20	* 8 50	g 12 00	* 12 20	g 1 00	g 1 50	g 2 15	* 2 25	* 4 00	* 7 40
Lv San Jose (S. P. Station)		8 55								7 45
Ar Los Gatos (P. G. L. Station)	6 45	9 25	12 40	12 52	1 36	2 27	2 53	2 57	4 35	8 15
Ar Santa Cruz (P. G. L. Station)	7 23	10 15		1 45				3 50	5 27	9 05
Ar Santa Cruz (S. P. Station)										
Lv Santa Cruz (S. P. Station)										
Lv Santa Cruz (P. G. L. Station)		e 5 30	* 8 10	* 11 10	* 2 15	* 4 40	* 7 00			
Lv Los Gatos (P. G. L. Station)	g 6 10	6 15	8 55	12 00	3 05	6 25	7 42			
Ar San Jose (S. P. Station)										
Ar San Jose (P. G. L. Station)	6 50	6 55	9 30	12 25	3 40	6 55	8 20			

Table 100 San Francisco, Los Altos, Cupertino, San Jose  
Palo Alto Transit Co.

Lv San Francisco (3rd St.)	S. P.	e 5 55	* 7 20	g 10 00	* 12 30	* 12 30	d 2 00	e 3 05	* 3 20
Ar Palo Alto	"	6 55	8 20	11 17	1 24	1 24	3 08	4 00	4 21
Lv Palo Alto	P. A. T.	e 5 45	h 7 00	e 7 15	e 8 35	h 9 45	e 11 18	h 1 30	e 1 37
Lv California Ave.	"	5 49	7 04	7 19	8 39	9 49	11 22	1 34	1 41
Lv Los Altos	"	5 59	7 14	7 29	8 49	9 59	11 33	1 44	1 51
Lv Cupertino	"	6 24	7 41	7 56	9 16	10 26	11 56	2 07	2 14
Ar San Jose	"	6 53	8 08	8 23	9 45	10 54	12 21	2 35	2 42

Lv San Jose	P. A. T.	h 5 40	e 6 05	e 7 20	h 8 20	e 10 00	h 12 10	e 12 27	e 2 00	g 3 00
Lv Cupertino	"	6 01	6 26	7 42	8 42	10 21	12 35	12 51	2 22	3 24
Lv Los Altos	"	e 4 58	6 19	6 45	8 03	9 01	10 40	1 03	1 16	e 4 39
Lv California Ave.	"	5 11	6 32	6 55	8 15	9 11	10 50	1 13	1 26	3 01
Ar Palo Alto	"	5 15	6 39	7 05	8 20	9 17	10 57	1 18	1 31	4 06

Lv Palo Alto	S. P.	e 5 27		e 7 18	* 8 49	g 9 24	h 11 29	h 1 27	e 1 36	e 3 21	* 4 48	g 5 37
Ar San Francisco (3rd St.)	"	6 25		8 18	9 35	10 20	12 25	2 40	3 00	4 20	5 50	6 45

Table 101 San Francisco, Oakland, Fruitvale, San Jose

74 Daily	250 Daily	Mts.	(Via Newark)	73 Daily	255 Daily
7 00	6 25	0	Lv San Francisco (Market St.)	Ar 8 50	5 50
7 30	6 38	4	Lv Oakland Pier (Ferry)	Ar 8 20	5 15
7 43	6 48	7	Lv Oakland (1st St.)	Ar 8 05	5 02
7 52	6 48	10	" Fruitvale	" 7 50	4 55
	7 20	31	" Newark	"	k
		39	" Alviso	" f 7 01	
f 8 36	j 7 39	42	" Agnew	" f 6 57	j 4 14
8 50	7 50	47	Ar San Jose	Lv 6 47	j 4 05

Table 102 Monterey, Carmel  
Bay Rapid Transit Company  
(Purchase Tickets to Monterey only)

Daily Bus—15 minutes running time—(Tables 93, 94)

Lv Monterey for Carmel 5:40AM, thence approximately every hour until 10:00PM.

Lv Carmel for Monterey 6:05AM, thence approximately every hour until 10:15PM.

Table 103 Oakland, San Jose  
Peerless Stages—Rail Tickets Honored

6 00	6 05	Lv Oakland (20th & San Pablo)	Ar	6 31	6 30
6 13	6 20	Lv Fruitvale (32nd E. 14th St.)	Ar	6 13	6 15
6 27	6 34	Lv San Leandro (277 W. Estudillo St.)	Ar	5 58	6 00
6 40	6 47	Lv Hayward (B and Watkins Sta.)	Ar	5 44	5 45
7 45	7 55	Ar San Jose (S.P. Station)	Lv	* 4 40	* 4 40

Connections made at San Jose with "Coast Daylight," "Starlight" and "Lark."

Santa Cruz, Santa Barbara, Los Angeles  
(Via Salinas)

READ DOWN			Table 104			READ UP			
Pacific Greyhound Bus (Rail tickets honored)			Pacific Greyhound Bus (Rail tickets honored)			Pacific Greyhound Bus (Rail tickets honored)			
	* 7 30	* 7 30	8 00	Lv Santa Cruz (S.P. Sta.)	Ar	8 20	9 42	7 42	
				Lv Santa Cruz (P.G.L. Sta.)	Ar	4 09	7 28	7 28	
				Lv Capitola	Lv		7 20	7 20	
				Lv Aptos	Lv		3 30	7 00	
	8 08	8 08	8 32	Lv Watsonville (P.G.L. Sta.)	Lv	3 30	7 00	7 00	
	8 41	8 41	9 17	Ar Salinas (S.P. Sta.)	Lv	* 2 45	* 6 18	* 6 18	
	94	76	98	TRAIN NUMBER			99	95	75
	* 9 32	* 9 35	9 50	Lv Salinas	Ar	2 38	2 56	4 40	
	3 00	4 58	2 37	Ar Santa Barbara	Lv	9 35	9 15	10 34	
	5 45	8 00	5 00	Ar Los Angeles	S.P. Lv	* 7 15	* 6 45	* 8 00	

Table 105 Santa Cruz, Davenport  
(Rail tickets honored) Pacific Greyhound Bus

Lv Santa Cruz (98, 104)	0	g 5 50	b 6 05	* 2 15	10 15
Ar Davenport	11	6 20	6 35	2 45	10 45
Lv Davenport	0	* 7 10	* 3 10	* 11 10	
Ar Santa Cruz (98, 104)	11	7 40	3 40	11 40	

Table 106 Gilroy, Hollister  
(Rail Tickets Honored)—Pacific Greyhound Bus—Daily

Lv Gilroy (95, 96)	11 16	5 03			
Ar Hollister	12 35	5 57			
Lv Hollister	7 20	12 35	6 10		
Ar Gilroy (95, 96)	8 03	1 21	7 02		

Table 107 Ventura, Ojai  
Citizens Transit Lines, Ventura Office—522 E. Santa Clara  
(Purchase tickets to Ventura only)

35 minutes running time—(Tables 95, 96)

Lv Ventura for Ojai, g 6.10, \* 8.05, g 9.35, \* 12.00, \* 2.20, \* 4.40, \* 9.45.

Lv Ojai for Ventura, g 7.05, \* 8.50, g 10.20, \* 1.00, \* 3.30, \* 5.25, \* 10.20.

All PM time in dark faced figures.

●—P.G.L. Station.

■—Peerless Stages.

⊙—P.G.L. Bus "On Call" at S. P. Station.

\*—Daily.

▲—New Year's Day, Washington's Birthday, Decoration Day, July Fourth, Labor Day, Thanksgiving and Christmas.

h—Sundays and Holidays only.

c—Daily except Saturday.

d—Daily except Sunday.

e—Daily except Saturdays, Sundays & Holidays (a).

f—Flag stop to receive or discharge passengers.

g—Daily except Sundays and Holidays (a).

h—Saturdays only. Does not operate Holidays (a).

j—Stops on flag, Sundays only.

k—Flag stop to receive passengers to Fruitvale and beyond; also discharge passengers from San Jose and beyond.

TIMES SHOWN BELOW ARE STANDARD TIME

# SAN JOAQUIN VALLEY LINE

SAN FRANCISCO - OAKLAND - BERKELEY - FRESNO - BAKERSFIELD - LOS ANGELES • PORTLAND - DUNSMUIR - LOS ANGELES

Table 108

Please Reserve Seats in Advance on the "SAN JOAQUIN" and "SACRAMENTO DAYLIGHTS"

NOTE A—SPECIAL SERVICE CHARGE

The Service Charge is \$1.00 (plus Federal Tax) for each chair car seat occupied by adult, or child of any age, between San Francisco and Los Angeles and Sacramento and Los Angeles; proportionate charges to and from intermediate points. (Tickets sold in advance will not be redeemable unless space reserved is released for resale and reservation or ticket numbers erased from diagram not later than the day before departure of train. Tickets sold on day of departure will not be redeemable unless space reserved is released at least three (3) hours prior to departure of train.)

NORTHBOUND	51 Daily	51-53 Daily	57 Daily	59 Daily	55 Daily		
Lv Los Angeles (Un. Sta.)	6 20	6 20	4 50	6 55	9 10		
Lv Glendale (a)	6 37	6 37	5 03	7 15	9 35		
Lv Bakersfield	11 13	11 13	10 30	12 25	5 25		
Lv Tulare	12 16	12 16	11 50	1 45	7 29		
Lv Fresno	1 17	1 17	1 15	3 15	9 20		
Lv Madera	1 43	1 43	b	3 45	9 51		
Lv Merced	2 16	2 16	b	4 28	10 45		
Lv Modesto	3 00	3 00	b	5 20	12 15		
Lv Lathrop			b		12 55		
Ar Stockton		4 05		6 15			
Ar Lodi		4 25		6 36			
Ar Sacramento		5 20		7 30			
Ar Tracy	3 42		4 00		1 20		
Lv Tracy	3 47		4 10		1 45		
Ar Martinez	4 38		5 15		3 13		
Ar Richmond	5 18		6 00		4 08		
Ar Berkeley	6 30		6 14		4 23		
Ar Oakland (16th St.)	6 40		6 25		4 35		
Ar Oakland Pier Ferry	6 50		6 35		4 45		
Ar San Francisco (Mkt. St.)	6 20		7 15		5 20		
Santa Fe Ry.	71	81	73	75	77	83	79
Lv San Diego	*6 00	*9 30	11*45	12*01	*3 00	*5 00	*7 00
Ar Los Angeles (Un. Sta.)	8 30	11 59	2 15	4 25	5 30	7 30	9 30

SOUTHBOUND	52 Daily	54-52 Daily	56 Daily	58 Daily	60 Daily		
Lv San Francisco (Mkt. St.)	6 20		9 30	8 00			
Lv Oakland Pier Ferry	6 53		10 00	8 40			
Lv Oakland (16th St.)	7 00		10 08	8 50			
Lv Berkeley	7 08		10 17	9 02			
Lv Richmond	7 17		10 28	9 15			
Lv Martinez	7 53		11 20	10 08			
Ar Tracy	8 44		12 55	11 15			
Lv Tracy	8 48		1 20	11 25			
Lv Sacramento		7 00			7 45		
Lv Lodi		7 55			8 30		
Lv Stockton		8 20			8 56		
Lv Lathrop	9 01	9 01	1 35	b			
Lv Modesto	9 33	9 33	2 28	b	9 40		
Lv Merced	10 17	10 17	3 55	b	10 30		
Lv Madera	10 54	10 54	4 55	b	11 12		
Ar Fresno	11 25	11 25	5 35	2 15	11 50		
Ar Tulare	12 26	12 26	7 35	3 36	1 01		
Ar Bakersfield	1 34	1 34	9 30	4 45	2 10		
Ar Glendale (a)	6 10	6 10	5 37	10 10	7 20		
Ar Los Angeles (Un. Sta.)	6 30	6 30	6 00	10 30	7 40		
Santa Fe Ry.	80	72	74	82	76	78	70
Lv Los Angeles (Un. Sta.)	*6 30	*8 00	10*00	*1 00	*3 30	*7 00	*11 15
Ar San Diego	9 00	10 30	12 30	3 30	6 00	9 30	3 45

Bus and Taxi Service available between Southern Pacific Ferry Station and Third Street Station, San Francisco. Approximate distance 1¼ miles.

Table 109

LOS ANGELES—PORTLAND (Daily Service)

LOS ANGELES TO PORTLAND				PORTLAND TO LOS ANGELES			
Via San Joaquin Valley and Martinez	Via San Joaquin Valley and Martinez	Via Coast Line and Oakland Pier	Via San Joaquin Valley and Oakland	Via Coast Line and San Francisco	Via Martinez and San Joaquin Valley		
Lv Los Angeles	6 20	Lv Los Angeles	7 15	Lv Los Angeles	6 45	Lv Portland	9 58
Lv Fresno	1 17	Lv Fresno	1 17	Lv Glendale	7 03	Lv Dunsmuir	11 52
Lv Tracy	3 47	Lv Tracy	3 47	Lv Santa Barbara	7 03	Lv Martinez	19 58
Ar Martinez	4 38	Ar Martinez	4 38	Ar San Jose	9 15	Lv Dunsmuir	7 45
Lv Martinez	6 35	Lv Martinez	9 05	Lv Fresno	10 30	Ar Martinez	5 05
Lv Davis	7 25	Lv Davis	10 30	Ar Oakland Pier	1 15	Lv Martinez	2 30
Ar Dunsmuir	11 40	Ar Dunsmuir	5 25	Lv Oakland Pier	6 35	Ar Fresno	3 11
Ar Portland	9 20	Ar Portland	7 55	Ar Dunsmuir	8 15	Ar Bakersfield	2 15
				Ar Portland	2 01	Ar Sacramento	4 45
					11 30	Ar Glendale	1 34
						Ar Los Angeles	6 10

PASSENGERS USE FERRY STEAMER BETWEEN SAN FRANCISCO AND OAKLAND PIER.

NO. 51-53 SAN JOAQUIN AND SACRAMENTO DAYLIGHTS. Daily STREAMLINED Air Conditioned Trains.

Streamlined Air-Conditioned Train. Please reserve seats in advance. Special service charge applicable in chair cars—See Note A above. Passenger Agent and Porter service. Radio. Chair Cars, Coffee Shop Car, Tavern Car. Los Angeles to San Francisco. Chair Cars. Los Angeles to Sacramento. Tickets Honored: Ask Agents.

NO. 57 OWL. DAILY.

Full Lounge Car: ★ Los Angeles to San Francisco. Bedroom Lounge Sleeper: ★ Los Angeles to San Francisco. (Single and Double Bedrooms.) Standard Sleeping Cars: ★ Los Angeles to San Francisco. (Sections, Compt., Drawing-Rooms.) Chair Cars: Los Angeles to San Francisco. Pillow service available at nominal charge. News Agent Car: Los Angeles to San Francisco. (Sandwiches, Coffee, etc.) Diner: ★ (Dinner and Breakfast.) Tickets Honored: Ask Agents.

NO. 59 WEST COAST. DAILY.

Full Lounge Car: ★ Los Angeles to Sacramento. Standard Sleeping Cars: ★ Los Angeles to Sacramento. (Sections, Bedrooms, Roomettes, Duplexes.) Chair Cars: ★ Los Angeles to Sacramento. Pillow service available at nominal charge. Diner: ★ Los Angeles to Sacramento. (Dinner and Breakfast.) (Coffee Shop Service.) News Agent Service. Tickets Honored: Ask Agents.

NO. 55 DAILY.

Coach: Los Angeles to San Francisco.

(A) Table 110 CROCKETT, VALLEJO (Pacific Greyhound Bus) (Daily) (Rail Tickets Honored.)

Lv Crockett	5 50	7 50	1 00	5 05
Ar Vallejo (401 York St.)	6 05	8 05	1 15	5 20
Lv Vallejo (401 York St.)	5 30	7 05	12 20	4 45
Ar Crockett	5 45	7 20	12 35	5 00

All PM time in Dark faced figures. \*—Daily. ★—Regularly assigned cars are air-conditioned. a—Gateway to Hollywood, Beverly Hills, Santa Monica and Pasadena. Taxi service available.

NO. 52-54 SAN JOAQUIN AND SACRAMENTO DAYLIGHTS. Daily STREAMLINED Air Conditioned Trains.

Streamlined Air-Conditioned Train. Please reserve seats in advance. Special service charge applicable in chair cars—See Note A above. Passenger Agent and Porter service. Radio. Chair Cars, Coffee Shop Car, Tavern Car. San Francisco to Los Angeles. Chair Cars. Sacramento to Los Angeles. Tickets Honored: Ask Agents.

NO. 58 OWL. DAILY.

Full Lounge Car: ★ San Francisco to Los Angeles. Bedroom Lounge Sleeper: ★ San Francisco to Los Angeles. (Single and Double Bedrooms.) Standard Sleeping Cars: ★ San Francisco to Los Angeles. (Sections, Compt., Drawing Rooms.) Chair Cars: San Francisco to Los Angeles. Pillow service available at nominal charge. News Agent Car: San Francisco to Los Angeles. (Sandwiches, Coffee, etc.) Diner: ★ (Breakfast only.) Tickets Honored: Ask Agents.

NO. 60 WEST COAST. DAILY.

Full Lounge Car: ★ Sacramento to Los Angeles. Standard Sleeping Cars: ★ Sacramento to Los Angeles. (Sections, Bedrooms, Roomettes, Duplexes.) Chair Cars: ★ Sacramento to Los Angeles. Pillow service available at nominal charge. Diner: ★ Sacramento to Los Angeles. (Dinner and Breakfast.) (Coffee Shop Service.) News Agent Service. Tickets Honored: Ask Agents.

NO. 56. DAILY.

Coach: San Francisco to Los Angeles.

(B) MARTINEZ, BENICIA

Ferry service is operated between Martinez and Benicia. Ferry slip is located about five blocks from Southern Pacific Station at Martinez.

# TIMES SHOWN BELOW ARE STANDARD TIME

## SAN JOAQUIN VALLEY LINE

### YOSEMITE VALLEY ROUTE

SAN FRANCISCO - OAKLAND - SACRAMENTO - STOCKTON - MERCED - FRESNO - BAKERSFIELD - LOS ANGELES

#### SOUTHBOUND

Table 111		San Joaquin Daylight No. 52 Daily	Sacramento Daylight No. 54- 52 Daily	Passen- ger No. 56 Daily	Owl No. 58 Daily	West Coast No. 60 Daily
Elev	Mls.					
6	Lv San Francisco (Mkt St. Ferry) Δ	0	6 20	9 30	8 00	
14	Lv Oakland Pier Δ	4	6 53	10 00	8 40	
10	" Oakland (16th St.) Δ	6	7 00	10 08	8 50	
18	Berkeley Δ	9	7 08	10 17	9 02	
41	Richmond	15	7 17	10 28	9 15	
14	Crockett (To Vallejo)	29	7 39	11 01	9 46	
10	Martinez (To Benicia)	35	7 53	11 20	10 08	
14	Avon	38		11 27		
41	Port Chicago	41		11 33		
31	Pittsburg	49	8 08	11 42	10 24	
49	Antioch	53		12 05		
82	Brentwood	62		12 21	10 48	
35	Byron	67		12 32		
64	Ar Tracy	82	8 44	12 55	11 15	
64	Lv Tracy	82	8 48	1 20	11 25	
26	Ar Lathrop	93	9 01	1 35		
30	Lv Portland	0			10 05	
52	" Davis	639			7 00	
35	Ar Sacramento	653			7 30	
35	Lv Sacramento	0	7 00		7 45	
56	" Lodi	36	7 55		8 30	
24	" Stockton	48	8 20		8 56	
26	Ar Lathrop	58	8 35		9 10	
26	Lv Lathrop	93	9 01	1 35		
40	Manteca	97		1 43		
72	Ripon	103		1 52		
74	Salida	106		1 57		
91	Modesto	113	9 33	2 28	9 40	
93	Ceres	117		2 34		
107	Turlock	126	9 50	3 00	9 59	
121	Delhi	132		3 07		
137	Livingston	136		3 18		
153	Atwater	143		3 26		
171	Merced (To Yosemite)	150	10 17	3 55	10 30	
249	Chowchilla	168		4 24	10 51	
278	Madera	184	10 54	4 56	11 12	
105	Patterson	107		11 56		
91	Newman	120		12 09		
120	Los Banos	140		12 37		
230	Ar Fresno Δ	205	11 25	5 35	2 15	11 50
230	Lv Fresno	205	11 32	5 55	2 35	12 05
309	Fowler	215		6 15		
310	Selma	221		6 31	2 57	
301	Kingsburg	226		6 46	3 03	
289	Traver	231		6 52		
279	Goshen Jct.	239		7 05		
232	Tulare (116)	250	12 26	7 35	3 36	1 01
266	Tipton	260		7 53		
268	Pixley	267		8 05		
279	Earlimart	272		8 14		
312	Delano	281	1 01	8 50	4 08	1 35
349	McFarland	287		8 50		
416	Famoso	293		9 00		
413	Lerdo	300		9 11		
414	Ar Bakersfield Δ	313	1 34	9 30	4 45	2 10
414	Lv Bakersfield	313	1 41	9 55	4 55	2 20
1291	Caliente	335		10 32		
2709	Woodford	349		11 20		
3967	Tehachapi (The Loop)	360	1 34	12 14	6 35	3 59
3947	Monolith	365		12 24		
2745	Mojave	380	3 45	1 30	7 15	4 37
2352	Lancaster	405	4 13	2 17	7 44	5 05
2654	Palmdale	410		2 34	7 55	
1165	Saugus	454		4 08	9 18	6 30
1269	Newhall	452		4 19		
555	Burbank	461		4 52	9 43	6 48
425	Glendale (a)	472		10 01		
230	Ar Los Angeles (Union Sta.) Δ	482	6 10	6 10	5 37	7 20
			6 30	6 30	6 00	7 40

Table 112		San Joaquin Daylight No. 51 Daily	Sacramento Daylight No. 51- 53 Daily	Owl No. 57 Daily	West Coast No. 59 Daily	Passen- ger No. 55 Daily
Elev	Mls.					
0	Lv Los Angeles (Union Sta.) Δ	6 20	6 20	4 50	6 55	9 10
11	" Glendale (a) Δ	6 37	6 37	5 08	7 15	9 35
11	Burbank			5 17		
21	" San Fernando			5 32	m 7 38	10 19
30	Newhall				m 8 00	10 43
32	Saugus			6 04		10 56
63	Palmdale			7 17		12 20
77	Lancaster	8 32	8 32	7 29	9 25	12 54
102	Mojave	9 00	9 00	8 02	10 00	2 00
118	Monolith					2 29
122	Tehachapi (The Loop)	9 31	9 31	8 44	m 10 38	2 55
134	Woodford					3 30
147	Caliente					4 11
169	Ar Bakersfield Δ	11 06	11 06	10 20	12 15	5 01
169	Lv Bakersfield	11 13	11 13	10 30	12 25	5 25
182	Lerdo					5 43
190	Famoso					5 53
195	McFarland					6 02
202	Delano	11 44	11 44	11 08	1 00	6 08
216	Earlimart					6 40
222	Pixley					6 48
222	Tipton					6 58
232	Tulare (115)	12 16	12 16	11 50	1 45	7 29
243	Goshen Jct.					7 46
251	Traver					7 56
257	Kingsburg			6 12	25	8 09
262	Selma			6 12	28	8 21
267	Powier					8 34
277	Ar Fresno Δ	1 07	1 07	12 55	2 57	8 50
277	Lv Fresno	1 17	1 17	1 15	3 15	9 20
346	Los Banos					
366	Newman			3 10		
378	Patterson			3 24		
298	Madera					
314	Chowchilla	1 43	1 43		3 45	9 51
332	Merced (To Yosemite)				c 4 01	10 09
339	Atwater				4 28	10 45
346	Livingston					10 55
350	Delhi					11 01
356	Turlock				4 52	11 15
365	Ceres					11 37
369	Modesto				5 20	12 15
376	Salida					12 25
379	Ripon					12 35
386	Manteca					12 42
389	Ar Lathrop	3 23	3 23		5 45	12 55
400	Ar Tracy	3 42		4 00		1 20
0	Lv Tracy					
11	" Lathrop				6 15	
20	Ar Stockton			4 05		
33	" Lodi			4 25		
68	Ar Sacramento			5 20		
0	Lv Sacramento			8 20		9 10
13	" Davis			10 30	9 56	
653	Ar Portland			7 55		11 30
400	Lv Tracy	3 47		4 10		1 45
415	Byron					2 04
421	Brentwood			4 32		2 15
429	Antioch					2 27
433	Pittsburg	4 20		4 53		2 35
441	Port Chicago					3 00
444	Avon					3 06
447	Martinez (To Benicia)			4 45	5 20	3 20
453	Crockett (To Vallejo)			4 56	5 35	3 38
467	Richmond			5 18	6 00	4 08
473	Berkeley			5 30	6 14	4 23
476	Oakland (16th St.) Δ			5 40	6 25	4 35
478	Oakland Pier Δ			5 50	6 35	4 45
482	Ar San Francisco (Mkt St. Ferry) Δ	6 20		7 15	5 20	5 20

## RAIL-AUTO TRAVEL PLAN

Enjoy the restfulness of train travel to your destination... then use a new automobile for as long as you want it. The Index of this folder indicates with a Star (★) stations having Rail-Auto Service available.

Ask any S.P. ticket agent for details.

#### Table 113

LOS ANGELES, SACRAMENTO  
Via "SACRAMENTO DAYLIGHT"  
Please reserve seats in advance.

	51-53 Daily
Lv Los Angeles	6 20
Lv Glendale	6 37
Lv Bakersfield	11 13
Lv Tulare	12 16
Lv Fresno	10 55
Lv Merced	2 16
Lv Modesto	3 00
Ar Stockton	4 05
Ar Lodi	4 25
Ar Galt	4 37
Ar Sacramento	5 20

SACRAMENTO, LOS ANGELES  
Via "SACRAMENTO DAYLIGHT"  
Please reserve seats in advance.

	54-52 Daily
Lv Sacramento	7 00
Lv Galt	7 40
Lv Lodi	7 55
Lv Stockton	8 20
Lv Modesto	9 33
Lv Merced	10 17
Lv Fresno	11 32
Lv Tulare	12 26
Lv Bakersfield	1 41
Ar Glendale	6 10
Ar Los Angeles	6 30

r—Stops on flag to detrain pay passengers from Fresno or beyond; also to detrain for Berkeley or beyond.  
s—Stops on flag to detrain pay passengers from Lathrop or beyond.  
t—Stops on flag to detrain pay passengers from Fresno or beyond.

All PM time in Dark faced figures. Pacific Greyhound Bus. Δ—Air Mail dispatched. Train No. 19. Train No. 20. †—Does not stop at Lathrop station. ††—Train No. 10. ‡—Gateway to Hollywood, Beverly Hills, Santa Monica and Pasadena. Taxi service available. b—Stops on flag to detrain pay passengers from Glendale or beyond. also entrain for beyond Fresno. c—Stops on flag to entrain pay passengers for Sacramento and beyond; also detrain from Bakersfield or beyond. f—Flag stop to entrain or detrain passengers. g—Stops on flag to entrain pay passengers for Stockton or beyond.

h—Stops on flag to detrain pay passengers from Stockton or beyond.  
j—Stops on flag to entrain pay passengers for Fresno or beyond; also detrain from Martinez or beyond.  
k—Stops on flag to entrain pay passengers for Mojave or beyond.  
m—Stops on flag to entrain pay passengers for beyond Fresno.  
n—Stops on flag to entrain pay passengers for Glendale or beyond; also to detrain from Fresno or beyond.  
p—Stops on flag to entrain pay passengers for Glendale or beyond; also detrain from beyond Fresno.

a—Stops on flag to entrain pay passengers for Colton or beyond; also detrain from Fresno or beyond.  
b—Stops on flag to entrain pay passengers for Bakersfield or beyond; also detrain from Sacramento or beyond.  
c—Stops on flag to entrain pay passengers from beyond Fresno.  
d—Stops on flag to entrain pay passengers from Glendale or beyond; also entrain for Fresno or beyond.  
e—Stops on flag to entrain pay passengers for Martinez or beyond; also detrain from Fresno or beyond.  
f—Stops on flag to entrain pay passengers for Lathrop or beyond; also detrain from Mojave or beyond.

TIMES SHOWN BELOW ARE STANDARD TIME

# SAN JOAQUIN VALLEY LINE

MISCELLANEOUS SCHEDULES

## PATTERSON, NEWMAN, LOS BANOS, KERNAN

58 Daily		Mls.		Table 114		57 Daily	
8 00	0	Lv San Francisco	Market Street	Ar	7 15		
8 40	4	" Oakland Pier	Ferry	Ar	6 35		
8 50	6	" Oakland (16th St.)		"	6 25		
9 02	9	" Berkeley		"	6 14		
9 15	15	" Richmond		"	6 00		
9 46	29	" Crockett		"	5 35		
10 08	35	" Martinez		"	5 20		
11 15	82	Ar Tracy		Lv	4 10		
11 25	82	Lv Tracy		Ar	4 00		
11 56	107	" Patterson		d 3 24			
12 09	119	" Newman		d 3 10			
12 13	123	" Gustine		b 3 06			
12 37	140	" Los Banos		b 2 47			
12 52	153	" Dos Palos		b 2 25			
1 06	166	" Firebaugh		b 2 10			
1 15	174	" Mendota		b 2 00			
1 40	193	" Kernan		b 1 40			
2 35	208	" Fresno		Lv	1 15		
3 36	253	" Tulare		Lv	11 50		
4 55	316	" Bakersfield		Lv	10 30		
10 30	485	Ar Los Angeles (Union Station)		Lv	4 50		

## VISALIA, EXETER, PORTERVILLE (Daily)

52-54 Bus		Mls.		Table 115		51-53 Bus	
6 20	0	Lv San Francisco	Market Street	SP, Ar	6 20		
6 53	4	" Oakland Pier	Ferry	" Ar	5 50		
7 00	6	" Oakland (16th St.)		"	5 40		
7 08	9	" Berkeley		"	5 30		
8 44	82	Ar Tracy		Lv	3 47		
7 00	0	Lv Sacramento		"	5 20		
7 55	36	Lv Lodi		Ar	4 25		
8 20	48	Lv Stockton		"	4 05		
8 48	82	Lv Tracy		"	3 42		
10 17	150	" Merced		"	2 16		
11 32	205	" Fresno		"	1 17		
12 26	250	Ar Tulare (111, 112)		SP, Lv	12 16		
12 45	0	Lv Tulare	Orange Belt Stages	Ar	12 00		
1 26	12	Ar Visalia	"	"	11 22		
1 55	22	" Exeter	"	"	10 50		
2 12	31	" Lindsay	"	"	10 28		
2 20	37	" Strathmore	"	"	10 20		
2 35	43	Ar Porterville	"	Lv	10 10		
10 10	0	Lv Porterville	"	Ar	2 35		
10 20	6	" Strathmore	"	"	2 20		
10 28	12	" Lindsay	"	"	2 12		
10 50	21	" Exeter	"	"	1 55		
11 22	31	" Visalia	"	Ar	1 26		
12 00	43	Ar Tulare	Orange Belt Stages	Lv	12 45		
12 26	250	Lv Tulare (111, 112)		SP, Ar	12 16		
1 34	313	Ar Bakersfield		"	11 13		
6 30	482	Ar Los Angeles (Union Station)		SP, Lv	6 20		

### (A) Table 116 (Rail Tickets Honored) SAN JOSE, TRACY, BAKERSFIELD

*6 40	*5 30	Lv San Jose	Ar	8 25	6 52
7 42	6 22	" Pleasanton	Ar	7 36	6 03
7 46	6 37	" Livermore	Ar	7 24	5 51
8 17	7 09	Ar Tracy	Lv	6 47	5 15
11 25	8 48	Lv Tracy	S.P., Ar	4 00	3 42
2 15	11 25	Ar Fresno	Lv	1 15	1 17
3 36	12 26	Ar Tulare	Lv	11 50	12 16
4 45	1 34	Ar Bakersfield	Lv	10 30	11 13

### (B) MODESTO-RIVERBANK-OKADALE STAGES (Rail Tickets Honored)

Lv Modesto	7 15	Ar Okadale	7 50
Lv Modesto	10 00	Ar Okadale	10 35
Lv Modesto	4 15	Ar Okadale	4 50
Lv Okadale	8 00	Ar Modesto	8 40
Lv Okadale	1 15	Ar Modesto	1 55
Lv Okadale	5 15	Ar Modesto	6 00

\*SP Depot. Daily except Sun. & Hol.

### Table 117 (Rail Tickets Honored) SAN FRANCISCO, LIVERMORE

*5 45	*4 45	Lv San Francisco	Ar	12 15	9 35
6 15	5 15	Lv Oakland	Ar	11 48	9 05
7 32		Ar Pleasanton	Lv	10 33	7 57
7 45	6 35	Ar Livermore	Lv	10 20	7 44

For additional service between these points ask your Southern Pacific Agent.

### Table 118 STOCKTON, SACRAMENTO-JACKSON Amador Stage Lines

*10 00	Lv Stockton	Ar	6 30
11 30	Ar Jackson	Lv	*5 00
*3 00	Lv Sacramento	Ar	1 30
4 30	Ar Jackson	Lv	*12 00

## Yosemite National Park—Open All Year

Streamlined Chair Cars and Coffee Shop Car. Tavern Car—on Trains 51-52.

(Please reserve seats in advance)

\*San Francisco-Sacramento and Los Angeles via Merced and Fresno on Trains 51, 52, 53 and 54.

56 Daily		52 Daily		Mls.		Table 119		55 Daily		51 Daily	
9 30	6 20	0	Lv San Francisco	Market Street	Ar	5 20	6 20				
10 00	6 53	4	" Oakland Pier	Ferry	Ar	4 45	6 50				
10 08	7 00	6	" Oakland (16th St.)		Ar	4 35	6 40				
10 17	7 08	9	" Berkeley		"	4 23	6 30				
10 28	7 17	15	" Richmond		"	4 08	6 18				
11 20	7 53	35	" Martinez		"	3 20	4 45				
1 20	8 48	82	" Tracy		"	1 45	3 47				
3 55	10 17	150	Ar Merced (111, 112)		Lv	10 45	2 16				

## LOS ANGELES, FRESNO, MERCED

55 Daily		59 Daily		51 Daily		Mls.		52 Daily		56 Daily		60 Daily	
9 10	6 55	6 20	0	Lv Los Angeles (Union Sta.)	Ar	6 30	6 00	7 40					
5 25	12 25	11 13	169	Lv Bakersfield	Ar	1 34	9 30	2 10					
8 50	2 57	1 07	277	Ar Fresno	Lv	11 32	5 55	12 05					
10 45	4 28	2 16	332	Ar Merced (111, 112)	Lv	10 17	3 55	10 30					

## SACRAMENTO AND MERCED

60 Daily		54-52 Daily		Mls.		59 Daily		51-53 Daily	
7 45	7 00	0	Lv Sacramento	Ar	7 30	5 20			
8 30	7 55	36	" Lodi	Ar	6 36	4 25			
8 56	8 20	48	" Stockton	Ar	6 15	4 05			
10 30	10 17	115	Ar Merced (111, 112)	Lv	4 28	2 16			

## Table 120

### YOSEMITE TRANSPORTATION SYSTEM MERCED AND YOSEMITE VALLEY (Daily Service)

Please arrange Bus reservations in advance

2 45	12 00	0	Lv Merced (Via El Portal) (S.P. Sta.)	Ar	9 52	1 52
5 30	2 50	82	Ar Yosemite Valley	Lv	7 15	11 15

### YOSEMITE TRANSPORTATION SYSTEM FRESNO AND YOSEMITE VALLEY

Daily—June 8 to Sept. 12.—Service suspended during Fall and Winter.

* 8 00	0	Lv Fresno (111, 112)	Ar	4 15
10 25	67	Ar Mariposa Big Trees	Lv	2 00
2 30	103	Ar Yosemite Valley	Lv	* 9 30

### YOSEMITE TRANSPORTATION SYSTEM TIOGA PASS ROUTE

Daily—July 4 to Sept. 1.—Service suspended during Fall and Winter.

* 7 30	0	Lv Yosemite Valley	Ar	4 30
4 30	235	Ar Lake Tahoe (Tahoe Tavern)	Lv	7 30

## Sequoia and Kings Canyon National Parks

### Table 121 Season—Daily May 22 to September 13

1 10	Lv Tulare (111, 112) S. P. Station	Ar	12 00
1 45	Lv Visalia	"	Lv 11 30
4 00	Ar Giant Forest Lodge	Ar	Lv 9 30

During off-season, Sept. 13 to May 22, "on call" transportation service by advance reservation from Tulare and Visalia to Giant Forest.

All PM time in Dark faced figures.

★ Regularly assigned cars are air-conditioned.

▲ Pacific Greyhound Bus. \* P.G.L. Station. \* Daily.

— Stops on flag to detain pay passengers from Martinez or beyond; also to entrain for Bakersfield or beyond.

b—Stops on flag to entrain pay passengers for Martinez or beyond; also detrain from Bakersfield or beyond.

d—Stops on flag to entrain pay passengers for Martinez or beyond; also detrain from Fresno or beyond.


e—Stops on flag to entrain pay passengers for Fresno or beyond; also detrain from Martinez or beyond.

TIMES SHOWN BELOW ARE STANDARD TIME

# SAN FRANCISCO • SACRAMENTO

VIA CROCKETT (VALLEJO) - MARTINEZ (BENICIA) - DIXON - DAVIS

Table 123		224 Daily	52 Daily	10 Daily	56 Daily	246 Daily	248 Daily	24 Daily	20 Daily	58 Daily	22 Daily	26 Daily
0	Lv San Francisco Market St.	6 20	6 20	7 45	9 30	2 00	4 30	6 30	7 30	8 00	9 00	9 00
4	Ar Oakland Pier / Ferry	6 40	6 40	8 05	9 50	2 20	4 50	6 50	7 50	8 20	9 20	9 20
4	Lv Oakland Pier	6 45	6 53	8 15	10 00	2 25	4 57	7 00	8 00	8 40	9 30	9 35
6	Ar Oakland (16th St.)	6 51	7 00	8 23	10 08	2 32	5 04	7 08	8 09	8 50	9 38	9 45
9	Ar Berkeley	6 58	7 08	8 31	10 17	2 39	5 12	7 17	8 18	9 02	9 47	9 55
13	Ar Stege											
15	Ar Richmond											
17	Ar San Pablo	7 06	7 17		10 28	2 49	5 22	7 27	8 30	9 15	9 58	10 07
23	Ar Pinole											
24	Ar Hercules											
25	Ar Rodeo											
27	Ar Tormey											
28	Ar Selby											
29	Ar Crockett	7 27	7 39									
0	Lv Crockett	7 50										
5	Ar Vallejo (401 York St.)	8 05										
31	Lv Port Costa				11 06	3 13						10 35
35	Ar Martinez (To Benicia)	7 37	7 47	9 07	11 12	3 21	5 49	8 05	9 05	9 58	10 35	10 45
35	Lv Martinez	7 37		9 07		3 21	5 49	8 05	9 05		10 35	10 45
52	Ar Suisun-Fairfield	8 01				3 30	6 11	8 27	9 28		10 58	11 10
55	Ar Tolenas											
62	Ar Elmira											
70	Ar Dixon											
79	Ar Davis	8 30				4 06	6 40	8 58	10 30			11 34
92	Ar Sacramento	8 50				4 25	7 00	9 20				11 50



## NEW DIESEL CAR

provides fast mid-day service between San Francisco and Sacramento

A shining new Budd RDC (Rail Diesel Car) is now in service as trains #246 and #229 between San Francisco and Sacramento (see adjoining schedule).

The new car is air-conditioned . . . has soft-as-a-cloud foam rubber seats . . . large picture windows.

On your next trip between the San Francisco Bay Area and Sacramento, travel comfortably, quietly and swiftly aboard our new "Pocket Streamliner". Fares are low. Other trains are available, too, with convenient morning and evening schedules.




Table 124		21 Daily	23 Daily	57 Daily	247 Daily	229 Daily	55 Daily	51 Daily	223 Daily	19 Daily	241 Daily	9 Daily
Lv Sacramento		11 55	3 40		6 20	10 55			4 20	6 15	7 11	9 11
Ar Davis		12 11			6 36	11 12			4 36	6 07	7 03	9 03
Ar Dixon												
Ar Elmira												
Ar Tolenas												
Ar Suisun-Fairfield		12 40			7 02	11 37			5 01	6 35	7 15	9 15
Ar Martinez (To Benicia)			4 47		7 23	11 56			5 22	6 58	7 38	9 38
Lv Martinez			4 47	5 20	7 23	11 56	3 20	4 45	5 22	6 58	7 38	9 38
Ar Port Costa					7 29	12 02	3 26				7 44	9 44
Lv Vallejo (401 York St.)										4 45		
Ar Crockett										5 00		
Lv Crockett		1 15	5 02	5 35		12 07	3 38	4 56		7 11	7 55	
Ar Selby												
Ar Tormey												
Ar Rodeo												
Ar Hercules												
Ar Pinole												
Ar San Pablo												
Ar Richmond		1 40	5 26	6 00		12 27	4 08	5 18	6 50	7 35	8 18	
Ar Stege												
Ar Berkeley		1 56	5 40	6 14	8 03	12 38	4 23	5 30	6 03	7 49	8 30	10 35
Ar Oakland (16th St.)		2 10	5 50	6 25	8 13	12 46	4 35	5 40	6 13	8 00	8 40	10 45
Ar Oakland Pier		2 20	6 00	6 35	8 23	12 54	4 45	5 50	6 22	8 10	8 50	10 55
Lv Oakland Pier / Ferry		2 50	6 15	6 55	8 30	1 00	5 00	6 00	6 30	8 30	9 00	11 10
Ar San Francisco / Market St.		3 10	6 35	7 15	8 50	1 20	5 20	6 20	6 50	8 50	9 20	11 30

▲—Stops on flag daily except Sun. & Hol.

f—Flag stop to entrain or detrain passengers.

h—Stops on flag to detrain revenue passengers from Suisun-Fairfield or beyond.

All PM time in Dark faced figures.

\*—Daily.

†—From Davis only.

♣—To Davis only.

♠—Carries Club Car and Snack-Lounge.

○—Carries Club Car. No refreshment service. Lounging only.

Baggage—No Checked Service to or from Intermediate stations between Oakland Pier and Sacramento on Trains 26, 223, 224, 229, 241, 246, 247, 248.

TIMES SHOWN BELOW ARE STANDARD TIME

# SAN FRANCISCO TO SAN JOSE

VIA BURLINGAME - SAN MATEO - REDWOOD CITY - MENLO PARK - PALO ALTO

Table 125		108 Ex. Sat. Sun. & Hol. (See a)	110 Ex. Sat. Sun. & Hol. (See a)	162 Ex. Sat. Sun. & Hol. (See a)	112 Daily	164 Ex. Sun. & Hol. (See a)	114 Ex. Sun. & Hol. (See a)	166 Sat. Only (See a)	116 Daily	118 Ex. Sun. (See a)	78 Del Monte Daily	120 Ex. Sat. Sun. & Hol. (See a)	122 Daily	124 Ex. Sat. Sun. & Hol. (See a)	126 Ex. Sat. Sun. & Hol. (See a)	128 Ex. Sat. Sun. & Hol. (See a)	130 Ex. Sat. Sun. & Hol. (See a)	132 Ex. Sat. Sun. & Hol. (See a)
0.0	Lv San Francisco (3rd St.)	A.M. 4 40	A.M. 5 55	A.M. 6 05	A.M. 7 20	A.M. 10 00	A.M. 10 00	A.M. 11 30	P.M. 12 30	P.M. 2 00	P.M. 3 00	P.M. 3 05	P.M. 3 20	P.M. 3 40	P.M. 3 52	P.M. 3 57	P.M. 4 14	P.M. 4 17
1.9	Lv 23rd St.		5 59	6 09	7 24			11 34		2 04		3 09	3 24	3 45	3 56	4 01		
4.1	Lv Paul Ave.							11 37						3 50				
5.2	Lv Bayshore.	4 50	6 05	6 15	7 29	10 08	10 08	11 40		2 10			3 30	3 53				
8.6	Lv Butler Road				7 33								3 34	3 57				
9.3	Lv So. San Francisco	4 56	6 11	6 20	7 36	10 14	10 14	11 47	12 44	2 17			3 37	4 00		4 11		
11.0	Lv San Bruno	5 00	6 15	6 24	7 40	10 18	10 18	11 51	12 48	2 21		3 21	3 41	4 05	4 09	4 17		
12.1	Lv Lomita Park		6 17	6 26				11 54		2 23		3 23	3 43	4 07		4 17		
13.7	Lv Millbrae	5 05	6 20	6 28	7 45	10 22	10 24	11 58	12 52	2 26			3 45	4 14		4 23		
15.2	Lv Broadway	5 08	6 23	6 31	7 49	10 26	10 27	12 01	12 55	2 30		3 28	3 49			4 23		
16.3	Lv Burlingame	5 13	6 26	6 35	7 52	10 30	10 33	12 04	12 57	2 35		3 31	3 52		4 19			
17.9	Lv San Mateo	5 19	6 30	6 39	7 56	10 35	10 39	12 08	1 01	2 40		3 35	3 56	4 14		4 28		
18.9	Lv Hayward Park	5 21						12 10					3 58					
20.3	Lv Hillsdale	5 23	6 34	6 43	8 01	10 39	10 43	12 13	1 05	2 44		3 39	4 01	4 18		4 34		
21.9	Lv Belmont	5 26	6 37	6 45	8 04	10 42	10 48	12 16	1 08	2 47			4 04			4 34		
23.2	Lv San Carlos	5 30	6 40	6 48	8 07	10 45	10 52	12 20	1 11	2 51		3 45	4 07		4 28			
25.4	Lv Redwood City	5 37	6 44	6 52	8 11	10 51	10 59	12 24	1 15	2 57		3 50	4 11	4 26		4 52		
27.8	Lv Atherton	5 42	6 48		8 14	10 55		12 29	1 18	3 00		3 53	4 14		4 36		5 01	
28.9	Lv Menlo Park	5 46	6 51	6 58	8 17	10 58	11 06	12 32	1 21	3 03		3 56	4 17		4 44		5 06	4 53
30.1	Lv Palo Alto	5 54	6 55	7 02	8 20	11 02	11 17	12 35	1 24	3 08		4 00	4 21		4 41		5 06	
31.8	Ar California Ave.	5 57	6 59	7 06	8 23	11 05	11 20	12 39	1 27	3 11		4 04	4 24	4 36		4 54		
34.8	Lv Castro															4 52		
36.1	Lv Mountain View	6 05	7 06	7 13	8 31	11 13	11 28	12 46	1 33	3 18		4 12	4 31		4 50	4 55	5 01	
37.8	Lv Sunnyvale	6 12	7 18	7 25	8 36	11 18	11 36	12 51	1 38	3 25		4 17	4 36	4 45	5 00		5 06	
44.3	Lv Santa Clara	6 19	7 18	7 25	8 43	11 25	11 44	12 59	1 45	3 32		4 24	4 44		5 00		5 13	
45.7	Lv College Park		7 20			11 27							4 54					
46.9	Ar San Jose	6 25	7 25	7 30	8 50	11 30	11 50	1 05	1 52	3 40	3 59	4 30	4 50	4 58	5 05	5 10	5 20	

Table 125		134 Ex. Sat. Sun. & Hol. (See a)	136 Ex. Sat. Sun. & Hol. (See a)	138 Ex. Sat. Sun. & Hol. (See a)	140 Ex. Sat. Sun. & Hol. (See a)	168 Ex. Sat. Sun. & Hol. (See a)	142 Ex. Sat. Sun. & Hol. (See a)	144 Ex. Sat. Sun. & Hol. (See a)	146 Ex. Sat. Sun. & Hol. (See a)	148 Ex. Sat. Sun. & Hol. (See a)	150 Ex. Sat. Sun. & Hol. (See a)	170 Ex. Sat. Sun. & Hol. (See a)	152 Ex. Sat. Sun. & Hol. (See a)	154 Ex. Sat. Sun. & Hol. (See a)	172 Ex. Sat. Sun. & Hol. (See a)	156 Ex. Sat. Sun. & Hol. (See a)	158 Daily	160 Daily	PGL Bus Lv PGL Sta. Daily
Lv San Francisco (3rd St.)	P.M. 4 20	P.M. 4 23	P.M. 4 26	P.M. 4 29	P.M. 4 30	P.M. 4 32	P.M. 4 35	P.M. 4 45	P.M. 5 00	P.M. 5 30	P.M. 5 30	P.M. 6 15	P.M. 6 15	P.M. 7 30	P.M. 8 30	P.M. 9 00	P.M. 10 20	P.M. 11 30	A.M. 1 40
Lv 23rd St.					4 34	4 37		4 49											
Lv Paul Ave.					4 37														
Lv Bayshore					4 41					5 08				7 38	8 38	9 08	10 28	11 40	1 59
Lv Butler Road																			
Lv So. San Francisco					4 46		4 50		5 14	5 44	5 46	6 29	7 44	8 43	9 15	10 34	11 46		2 03
Lv San Bruno					4 49		4 54		5 18	5 48	5 50	6 33	7 48	8 47	9 19	10 38	11 50		2 13
Lv Lomita Park					4 51			5 04	5 20	5 50	5 52	6 35	7 50	8 49	9 21	10 40			
Lv Millbrae					4 53		4 59	5 07	5 23	5 53	5 54	6 38	7 53	8 52	9 24	10 43	11 53		2 18
Lv Broadway					4 57	4 53		5 11	5 26	5 57	5 57	6 42	7 56	8 55	9 28	10 46	11 57		
Lv Burlingame				4 52	5 00			5 14	5 29	6 00	6 00	6 45	7 59	8 58	9 31	10 49	12 01		2 25
Lv San Mateo					5 03	4 59		5 18	5 33	6 04	6 04	6 49	8 03	9 02	9 35	10 53	12 05		2 31
Lv Hayward Park					5 05	5 02		5 22	5 38	6 07	6 06	6 51	8 05	9 04	9 37	10 55			
Lv Hillsdale				4 59	5 07			5 22	5 38	6 09	6 09	6 54	8 07	9 07	9 40	10 58	12 09		2 35
Lv Belmont			4 54		5 10			5 25	5 41	6 12	6 12	6 57	8 10	9 10	9 43	11 01	12 12		2 40
Lv San Carlos			4 58		5 13			5 28	5 44	6 15	6 15	7 00	8 14	9 13	9 46	11 04	12 15		2 43
Lv Redwood City		4 56			5 17		5 15	5 32	5 48	6 19	6 19	7 04	8 18	9 17	9 50	11 08	12 19		2 48
Lv Atherton	4 54				5 20		5 20	5 37	5 52	6 22	6 22	7 07	8 21	9 20	9 53	11 11	12 22		
Lv Menlo Park			5 07		5 23			5 40	5 55	6 25	6 26	7 10	8 24	9 23	9 56	11 13	12 24		2 59
Lv Palo Alto	4 59		5 10		5 27			5 43	5 58	6 28	6 30	7 13	8 27	9 26	9 59	11 16	12 27		3 03
Ar California Ave.	5 08				5 31		5 28	5 46	6 01	6 31	6 33	7 16	8 30	9 30	10 02	11 19	12 30		
Lv Castro																			
Lv Mountain View			5 20		5 38		5 36	5 54	6 08	6 38	6 41	7 23	8 37	9 37	10 09	11 26	12 44		
Lv Sunnyvale			5 25		5 43			5 59	6 13	6 43	6 47	7 28	8 42	9 42	10 14	11 30	12 49		
Lv Santa Clara	5 18				5 51		5 47	6 07		6 50	6 55	7 34	8 49	9 49	10 21	11 38	12 56		
Lv College Park														9 51					
Ar San Jose	5 25	5 30			6 00		5 55	6 15	6 25	6 55	7 00	7 40	8 55	9 55	10 30	11 45	1 05		

All PM time in dark faced figures.  
 Baggage is carried on Trains 114, 118.  
 a-Holidays indicated are—New Year's Day, Washington's Birthday, Decoration Day, July Fourth, Labor Day, Thanksgiving, Christmas.  
 b-Does not operate to San Jose Station.  
 c-Stops on flag Saturday only.  
 PGL Depot-7th and Mission Sts. Does not Stop at S.P. 3rd St. Station.  
 e-Stops on flag only on Sundays and Holidays (See a).  
 f-Flag stop to entrain or detrain passengers.  
 \*-Does not operate on Holidays (See a).  
 Commutation tickets will be honored on Train 78 when presented with other valid transportation to cover a continuous passage between stations north of San Jose on the one hand and Morganhill and stations south on the other hand. Commute tickets sold for travel between Campbell or Los Gatos and Peninsula Stations will be honored between San Francisco and San Jose and/or intermediate stations.

TIMES SHOWN BELOW ARE STANDARD TIME

# SAN JOSE TO SAN FRANCISCO

VIA PALO ALTO - MENLO PARK - REDWOOD CITY - SAN MATEO - BURLINGAME

Table 126		105 Ex. Sat. Sun. & Hol. (See a)	161 Sat. Sun. & Hol. (See a)	107 Ex. Sat. Sun. & Hol. (See a)	109 Ex. Sat. Sun. & Hol. (See a)	163 Sat. Sun. & Hol. (See a)	111 Ex. Sat. Sun. & Hol. (See a)	113 Ex. Sat. Sun. & Hol. (See a)	115 Ex. Sat. Sun. & Hol. (See a)	117 Ex. Sat. Sun. & Hol. (See a)	119 Ex. Sat. Sun. & Hol. (See a)	121 Ex. Sat. Sun. & Hol. (See a)	123 Ex. Sat. Sun. & Hol. (See a)	125 Ex. Sat. Sun. & Hol. (See a)	165 Sat. & Hol. (See a)	127 Ex. Sat. Sun. & Hol. (See a)	129 Ex. Sat. Sun. & Hpl. (See a)	131 Ex. Sat. Sun. & Hol. (See a)	133 Ex. Sat. Sun. & Hol. (See a)		
0.0	Lv San Jose	A.M. 3 50	A.M. 4 00	A.M. 4 07	A.M. 4 45	A.M. 5 00	A.M. 5 03	A.M. 5 27	A.M. 5 30	A.M. 5 43	A.M. 5 50	A.M. 5 55	A.M. 6 00	A.M. 6 03	A.M. 6 03	A.M. 6 13	A.M. 6 17				
1.2	Lv College Park																				
2.6	Lv Santa Clara	3 54	4 05	4 12		5 05	5 08	5 16													
8.1	Lv Sunnyvale	4 01	4 12	4 19	4 56	5 11	5 15	5 38			5 48		6 00	6 05						6 22	6 30
10.8	Lv Mountain View	4 05	4 16	4 24	5 01	5 15		5 28		5 46		5 57	6 02	6 11	6 16					6 30	
12.1	Lv Castro										5 54										
15.1	Lv California Ave.	4 11	4 22	4 31	5 07	5 21		5 34				6 03		6 17	6 22					6 39	6 43
16.8	Lv Palo Alto	4 17	4 31	4 34	5 10	5 24	5 27				5 54		6 07		6 26	6 30				6 40	6 43
18.0	Lv Menlo Park	4 20	4 33	4 37	5 13	5 27	5 30			5 57			6 16		6 29					6 40	6 43
19.1	Lv Atherton	4 22	4 35	4 40	5 16	5 29	5 36	5 41			6 03		6 19		6 31	6 35				6 40	6 43
21.5	Lv Redwood City	4 26	4 40	4 45	5 20	5 35			5 54		6 08			6 30	6 37					6 51	
23.7	Lv San Carlos	4 30	4 43	4 49	5 24	5 39	5 40			5 59			6 27		6 41					6 55	
25.0	Lv Belmont	4 33	4 45	4 51	5 27	5 42		5 49				6 18		6 27		6 43					
26.6	Lv Hillsdale	4 36	4 48	4 54	5 30	5 45	5 46		6 04			6 22			6 47						
28.0	Lv Hayward Park				5 33	5 47	5 49				6 19			6 39	6 49					6 54	
29.0	Lv San Mateo	4 40	4 53	4 59	5 35	5 50	5 52	5 56		6 11		6 27		6 42	6 52					6 59	7 05
30.6	Lv Burlingame	4 43	4 56	5 03	5 39	5 53		6 00			6 24			6 46	6 55					7 03	7 09
31.7	Lv Broadway	4 46	4 59	5 06	5 42	5 56		6 03		6 16			6 39	6 58						7 06	
33.2	Lv Millbrae	4 49	5 02	5 09	5 45	5 59		6 06		6 19			6 42	7 01						7 06	
34.8	Lv Lomita Park				5 12	5 48	6 01			6 15			6 31	6 51						7 15	7 18
35.9	Lv San Bruno	4 53	5 08	5 15	5 51	6 03	6 01	6 11				6 38		7 05						7 18	
37.6	Lv South San Francisco	4 57	5 11	5 18	5 55	6 06	6 05		6 21			6 42	6 49	7 08						7 15	
38.3	Lv Butler Road				6 07	6 07	6 16	6 23	6 28					7 10							
41.7	Lv Bayshore	5 03	5 17	5 24	6 01	6 12	6 12		6 34	6 40				7 15							
42.8	Lv Paul Ave.				6 14		6 22	6 29	6 37	6 43				7 18							7 27
45.0	Lv 23rd St.	5 10	5 25	5 32	6 10	6 20	6 20	6 32	6 37	6 42	6 50			7 18							
46.9	Ar San Francisco (3rd St.)	5 15	5 30	5 37	6 15	6 25	6 25	6 35	6 42	6 47	6 55	7 00	7 05	7 09	7 30	7 13	7 20	7 30		7 37	

Table 126		135 Ex. Sat. Sun. & Hol. (See a)	137 Ex. Sat. Sun. & Hol. (See a)	167 Sat. Sun. & Hol. (See a)	139 Ex. Sat. Sun. & Hol. (See a)	77 Del Monte Daily	141 Ex. Sat. Sun. & Hol. (See a)	169 Sun. & Hol. (See a)	143 Ex. Sat. Sun. & Hol. (See a)	145 Ex. Sat. Sun. & Hol. (See a)	171 Sat. & Hol. (See a)	147 Ex. Sat. Sun. & Hol. (See a)	173 Sun. only	149 Ex. Sat. Sun. & Hol. (See a)	175 Sat. & Hol. (See a)	151 Daily	153 Ex. Sat. Sun. & Hol. (See a)	177 Sun. & Hol. (See a)	155 Daily	157 Daily
Lv San Jose		A.M. 6 25	A.M. 6 53	A.M. 7 10	A.M. 7 40	A.M. 8 30	A.M. 9 00	A.M. 10 10	A.M. 11 01	P.M. 12 35	P.M. 1 00	P.M. 1 07	P.M. 2 00	P.M. 2 55	P.M. 3 25	P.M. 4 20	P.M. 5 00	P.M. 5 30	P.M. 7 15	P.M. 9 00
Lv College Park												1 10	2 04	3 18	3 49	4 22	5 00	5 30	7 15	9 00
Lv Santa Clara			6 57	7 15				10 15	11 06	12 40	1 04	1 10	2 12	3 00	3 30	4 26	5 05	5 34	7 20	9 05
Lv Sunnyvale			7 04	7 22	7 51		9 10	10 23	11 14	12 48	1 12	1 18	2 12	3 07	3 38	4 33	5 13	5 42	7 27	9 12
Lv Mountain View		6 39	7 09	7 27	7 56		9 15	10 28	11 19	12 53	1 17	1 25	2 17	3 12	3 43	4 38	5 19	5 48	7 37	9 17
Lv Castro																				
Lv California Ave.			7 15	7 34	8 02		9 21	10 34	11 25	12 59	1 27	1 36	2 22	3 18	3 49	4 45	5 26	5 55	7 44	9 24
Lv Palo Alto		6 47	7 18	7 37	8 06	8 49	9 24	10 38	11 29	1 02	1 22	1 38	2 27	3 21	3 53	4 48	5 37	5 58	7 47	9 27
Lv Menlo Park		6 50	7 21	7 40			9 27	10 40	11 31	1 04	1 29	1 38	2 29	3 23	3 55	4 51	5 41	6 01	7 49	9 30
Lv Atherton		6 53	7 24	7 43	8 10		9 30	10 43	11 34	1 07	1 31	1 41	2 31	3 26	3 57	4 55	5 45	6 03	7 51	9 32
Lv Redwood City		6 57	7 29	7 47	8 15	8 58	9 35	10 48	11 39	1 12	1 37	1 53	2 37	3 31	4 03	5 00	5 47	6 09	7 56	9 37
Lv San Carlos		7 01	7 33	7 51	8 19		9 39	10 52	11 43	1 16	1 41	1 57	2 41	3 35	4 06	5 04	5 52	6 13	8 00	9 41
Lv Belmont		7 04	7 36	7 54			9 42	10 55	11 46	1 19	1 44	2 01	2 44	3 38	4 10	5 07	5 55	6 16	8 02	9 44
Lv Hillsdale		7 08	7 40	7 57			9 45	10 58	11 49	1 22	1 47	2 04	2 47	3 41	4 13	5 10	5 58	6 19	8 06	9 47
Lv Hayward Park				8 00										8 43		5 13		6 21		
Lv San Mateo		7 13	7 44	8 02	8 27		9 49	11 02	11 53	1 26	2 05	2 18	3 04	3 46	4 18	5 16	6 05	6 25	8 11	9 51
Lv Burlingame			7 48	8 05	8 30	9 10	9 52	11 05	11 56	1 30	2 08	2 24	3 08	3 50	4 21	5 20	6 10	6 29	8 15	9 55
Lv Broadway		7 18	7 51	8 08	8 33		9 55	11 08	11 59	1 33	2 11	2 27	3 11	3 53	4 24	5 23	6 13	6 32	8 18	9 58
Lv Millbrae		7 21	7 54	8 11			9 58	11 11	12 03		2 13	2 30	3 13	3 56	4 27	5 26	6 16	6 35	8 20	10 00
Lv Lomita Park				8 14			10 01											6 37		
Lv San Bruno		7 26	7 59	8 16			10 04	11 16	12 07	1 39	2 19	2 37	3 19	4 01	4 32	5 31	6 22	6 41	8 25	10 05
Lv South San Francisco		7 30	8 04	8 20				11 20		1 43	2 23	2 44	3 23	4 05	4 35	5 35	6 30	6 45	8 29	10 09
Lv Butler Road																				
Lv Bayshore								11 25		1 49	2 29		3 29							
Lv Paul Ave.																				
Lv 23rd St.										1 55				8 35						
Ar San Francisco (3rd St.)		7 45	8 18	8 35	8 55	9 35	10 20	11 35	12 25	2 00	2 40	3 00	3 40	4 20	4 50	5 50	6 45	7 05	8 45	10 25

All PM time in Dark faced figures.

Baggage is carried on train 77.

\* - Does not operate on holidays (See a).

• - Holidays indicated are - New Year's Day, Washington's Birthday, Decoration Day, July Fourth, Labor Day, Thanksgiving, Christmas.

6 - Does not operate from San Jose Station.

c - Stops on flag Sun. & Hol. only.

f - Flag stop to entrain or detrain passengers.

TIMES SHOWN BELOW ARE STANDARD TIME

# NORTHWESTERN PACIFIC RAILROAD

SAN FRANCISCO - SAN RAFAEL - PETALUMA - SANTA ROSA - UKIAH - WILLITS - EUREKA

4 Daily	Miles	Table 127		Elev	3 Daily
▲6:40	0	Lv San Francisco (Ferry Bldg.)	P.G.L. Bus Ar	6	▲6:20
▲7:25	17	Ar San Rafael	P.G.L. Bus Lv	5	▲5:35
7:30	17	Lv San Rafael	N.W.P.R.R. Ar	5	5:30
7:54	24	" Hamilton Field	" " "	21	5:11
8:10	28	" Novato	" " "	12	5:11
8:53	39	" Petaluma	" " "	9	4:50
9:07	59	" Santa Rosa	" " "	150	4:16
f 9:07	62.9	" Fulton	" " "	132	f 4:02
f 9:13	68	" Windsor	" " "	113	f 3:56
f 9:30	76	" Healdsburg	" " "	101	3:48
f 9:45	85	" Geyserville	" " "	206	3:34
f 10:21	100	" Cloverdale	" " "	315	3:16
10:52	114	" Hopland	" " "	488	2:37
f 11:47	131	" Ukiah	" " "	610	2:05
12:10	140	" Ridge	" " "	1913	f 1:16
12:30	140	Ar Willits (130)	Lv	1365	12:55
f 1:00	153	Lv Willits	Ar	1365	12:30
f 1:33	167	" Longvale	" " "	1164	f 11:58
4:59	209	" Dos Rios	" " "	924	11:23
5:45	237	" Alderpoint	" " "	341	9:23
6:15	266	" South Fork	" " "	169	8:02
6:25	269	" Scotia	" " "	101	7:15
6:31	271	" Fortuna	" " "	53	6:45
7:00	284	" Fernbridge	" " "	35	6:33
		" Loleta	" " "	56	6:29
		Ar Eureka, Calif.	N.W.P.R.R. Lv	9	6:00

**TRAINS 3 AND 4**

Standard Sleeper: San Rafael and Eureka. (8 Sec., 1 DR., 2 Compts.) Car 1.  
 Coach-Lounge Refreshment Car: San Rafael and Eureka. Buffet with attendant to serve sandwiches and other light refreshments, coffee and soft drinks. Lounge for sleeping car passengers.  
 Tickets honored: All classes.



**N.W.P.** The Redwood Empire Route

**Table 128**

VIA REDWOOD EMPIRE - BY RAIL AND MOTOR COACH - BETWEEN PORTLAND - GRANTS PASS - EUREKA - SAN FRANCISCO

Side trip is available on most through tickets over Southern Pacific's Shasta Route between Portland, Ore., and San Francisco for \$4.20 (Federal Tax Extra) additional fare. Trip may be made either southbound or northbound.

Northbound		Southbound	
▲6:40	0	Lv San Francisco, Calif.	P.G.L. Bus Ar
▲7:25	17	Ar San Rafael	P.G.L. Bus Lv
7:30	17	Lv San Rafael	N.W.P.R.R. Ar
7:00	284	Ar Eureka	N.W.P.R.R. Lv
▲6:00	0	Lv Eureka	P.G.L. Bus Ar
6:15	8	" Arecata	" " "
6:38	25	" Trinidad	" " "
7:08	47	" Orick	" " "
* 8:18	88	Ar Crescent City	" " Lv
* 8:25	88	Lv Crescent City, Calif.	" " Ar
* 9:31	115	" Idlevild, Calif.	" " Ar
10:12	145	Ar Oregon Caves Junction	P.G.L. Bus Lv
	165	Ar Oregon Caves	Ore. Caves Stages Lv
		Lv Oregon Caves	Ore. Caves Stages Ar
▲10:12	145	Lv Oregon Caves Junction	P.G.L. Bus Ar
g 11:05	175	Ar Grants Pass	P.G.L. Bus Lv
No. 330	Mis.		No. 329
* 8:13	0	Lv Grants Pass	S.P. Rail Ar
2:54	173	Ar Eugene	" " Lv
7:25	297	Ar Portland, Ore.	S.P. Rail Lv

**TRAIN 330—ROGUE RIVER—TRAIN 329**

Standard Sleeper: ★Ashland to Portland. (10 Sec., 1 DR., 2 Compts.) Car 333. ★Portland to Ashland. (10 Sec., 1 DR., 2 Compts.) Car 323. (Pullman space from Ashland held by Agent Medford.)

Snack Lounge: ★Ashland to Portland. ★Portland to Ashland. Minimum meal service.  
 Chair Cars: ★Ashland, Grants Pass and Portland. Pillow Service Available at nominal charge.  
 Tickets Honored: All Classes.

▲—Northwestern Pacific Railroad Co. operates only between San Rafael and Eureka. Passengers will be carried on Pacific Greyhound Bus between San Francisco (Bus Terminal, San Francisco, Ferry Bldg.) and San Rafael, where connection is made with N. W. P. R. R.

All PM time in dark faced figures.  
 ★—Regularly assigned cars are air-conditioned.  
 ▲—Pacific Greyhound Bus.  
 \*—Daily.  
 b—Saturdays only. Aug. 26 to June 15.

c—Daily June 16 to Aug. 25.  
 d—Daily, June 15 to Aug. 25.  
 e—Fridays only, Aug. 26 to June 14.  
 f—Flag stop to entrain or detrain passengers.  
 g—Daily except Sunday.



overnight Pullman

between

**SAN RAFAEL and EUREKA**

(bus connection to and from San Francisco)

Northwestern Pacific overnight train now carries a standard Pullman car with lower and upper berths, two compartments and a drawing room. Also Lounge for Pullman passengers, and snack service.

**Table 129**

EUREKA, CRESCENT CITY, COOS BAY, PORTLAND

▲	Mis.	Pacific Greyhound Bus (Rail Tickets not Honored)	Elev	▲
*10	30	0 Lv Eureka, Calif. (127)	Ar	9 * 3 55
1	20	88 " Crescent City, Calif.	Ar	9 1 40
3	16	153 " Gold Beach, Ore.	"	20 11 05
4	20	186 " Port Orford	"	30 10 01
5	12	213 " Bandon	"	9 9 20
5	43	231 " Coquille	"	24 8 40
* 6	12	250 Ar Coos Bay	Lv	7 * 8 10
Bus No. 330				No. 329 Bus
▲6:45	0	Lv Coos Bay	Ar	7 ▲7 40
6:56	3	" North Bend	"	13 7 30
10▲08	122	Ar Eugene	Lv	426 ▲4:05
3:12	122	Lv Eugene	Ar	426 11 42
7:25	245	Ar Portland, Ore.	Lv	30 * 7 30

**Table 130**

WILLITS AND FORT BRAGG

Via California Western Railroad (Motor Car)

* 1 05	c	6 00	6 00	0	Lv Willits, Calif. (127)	Ar	11 01	6 30	6 30
1 50		6 50	6 50	16	" Irmluco	"	10 05	5 35	5 35
2 00		7 00	7 00	19	" Northspur	"	9 55	5 25	5 25
2 04		7 04	7 04	20	" Olde Camp Seven	"	9 52	5 22	5 22
2 05		7 05	7 05	21	" Camp Marwedel	"	9 51	5 21	5 21
3 00		8 00	8 00	40	Ar Fort Bragg, Calif.	Lv	* 9 00	d 4 30	e 4 30



**SEE AND KNOW YOUR AMERICA**

Your Southern Pacific Railroad Ticket or Passenger Agent can help you make your vacation or business trip complete by giving you full information on the many wonders of America and how to best see more in the shortest possible time. This service is FREE and available at all times.





**TIMES SHOWN BELOW ARE STANDARD TIME**  
**METROPOLITAN COACH LINES**  
**SUBURBAN SERVICE IN SOUTHERN CALIFORNIA**

(California Intrastate Rail Tickets Honored)

No checked baggage handled by Metropolitan Coach Lines.

**LOS ANGELES STATIONS**

Main Street Station—610 So. Main St.  
 Subway Terminal Station—423 So. Hill St.  
 (15 Minutes via street car from Union Station)  
 Running times shown are approximate times to last station of each line.

**Table 131**

**ALHAMBRA—PASADENA**

On Call Taxi Service between Alhambra (S. P. Station) and Pasadena City Ticket Office (148 East Colorado Blvd.).  
 Consult Agent for details.

**LOS ANGELES (Union Station) TO PASADENA**

Via Pasadena Short Line (Motor Coach—40 minutes). Frequent service.  
 Via Pasadena Oak Knoll Line (Motor Coach—50 minutes). Frequent service.

**ARLINGTON—REDLANDS MOTOR COACH LINE**

Leave Colton for San Bernardino-Redlands (40 minutes). Frequent service.  
 Leave Redlands for Colton (40 minutes). Frequent service.  
 Leave Colton for Riverside-Arlington, La Sierra (1 hour). Frequent service.  
 Leave La Sierra-Arlington for Colton (1 hour 10 minutes). Frequent service.

**Table 132**

**FROM LOS ANGELES—UNION STATION**  
 (Motor Coach Service)

**ARCADIA—MONROVIA LINE**—Santa Anita Race Track, Arcadia (45 minutes). Frequent service.  
**GLENDORA LINE**—Duarte, Azusa (1 hour, 15 minutes). Frequent service.  
**SIERRA MADRE LINE**—(50 minutes). Frequent Service.

(Motor Coach Service)

**ALHAMBRA—SAN GABRIEL—TEMPLE CITY—SOUTH ARCADIA—ARCADIA LINE**—(Motor Coach) (1 hour). Frequent service.  
**POMONA LINE**—Baldwin Park, Covina, San Dimas, La Verne (Motor Coach) (1 hour, 40 minutes). Frequent service.  
**RIVERSIDE LINE**—El Monte, Pomona, Ontario (Motor Coach) (2 hours, 10 minutes). Frequent service.  
**SAN BERNARDINO LINE**—Claremont, Upland, Cucamonga, Etiwanda, Fontana, Rialto (Motor Coach) (2 hours, 15 minutes). Frequent service.

**Table 133**

**FROM LOS ANGELES—MAIN STREET STATION**

**LONG BEACH**—Watts, Compton (1 hour). Frequent service.  
**NEWPORT LINE**—Lakewood, Belmont Shore, Seal Beach, Sunset Beach, Huntington Beach, Newport Beach, Balboa (Motor Coach via Lakewood Blvd.) (1 hour, 40 minutes). Frequent service.  
**SAN PEDRO**—Watts, Compton, Wilmington (1 hour, 5 minutes). Frequent service.  
**BELLFLOWER**—Watts, Lynwood, Bellflower (45 minutes). Frequent service.  
**SANTA CATALINA ISLAND**—Avalon (Daily) to Wilmington. (Cruiser to Avalon). Leave Los Angeles 8.39, leave Wilmington 10.00, arrive Avalon 12.01. Return leave Avalon 3.30, arrive Wilmington 5.30, arrive Los Angeles 6.59.  
**SUNLAND LINE**—Glendale, Montrose, La Crescenta, Tujunga, Sunland (Motor Coach) (1 hour, 10 minutes). Frequent service.  
**SANTA ANA via WHITTIER**—East Los Angeles, Montebello, Pico, Anaheim, Santa Ana (Motor Coach) (2 hours, 10 minutes). Frequent service.  
**SANTA ANA via NORWALK**—East Los Angeles, Downey, Santa Fe Springs, Norwalk, Fullerton, Orange (Motor Coach) (1 hour, 50 minutes). Frequent service.  
**SANTA ANA EXPRESS**—Supplementary service to Santa Ana in addition to the above named lines. (Motor Coach.)

**Table 134**

**FROM LOS ANGELES—SUBWAY TERMINAL STATION**

**BURBANK LINE** (55 minutes). Frequent service.  
**GLENDALE LINE** (30 minutes). Frequent service.  
**LOS ANGELES—HOLLYWOOD—BEVERLY HILLS LINE**—West Hollywood (1 hour). Frequent service.  
**REDONDO BEACH**—Culver City, Westchester, Playa Del Rey, El Segundo, Manhattan Beach, Hermosa Beach (Motor Coach) (1 hour, 15 minutes)—Frequent service.  
**LOS ANGELES (HILL ST.)—NORTH HOLLYWOOD, VAN NUYS via HOLLYWOOD**. (From 17th and Olive Sts.) (Motor Coach) (1 hour, 20 minutes). Frequent service. Motor Coach connections at Van Nuys for Canoga Park and San Fernando.  
**LOS ANGELES—NORTH HOLLYWOOD—VAN NUYS—via RIVERSIDE DRIVE** (Motor Coach) (1 hour, 5 minutes). Frequent service. No Sunday or Holiday service on this line.  
**SANTA MONICA via BEVERLY HILLS LINE**—Carthay Center, Westwood, West Los Angeles, Ocean Park (Motor Coach) (1 hour, 5 minutes). Frequent service.  
**SANTA MONICA via WILSHIRE BLVD.** (From 7th and Olive Sts.) (Motor Coach) (1 hour, 9 minutes). Frequent service.  
**LOS ANGELES—CULVER CITY—VENICE LINE**—Culver City, Palms, Mar Vista, Venice, Ocean Park, Santa Monica (Motor Coach) (1 hour, 10 minutes). Frequent service.



**GO PULLMAN**

**Comfortable — Convenient — Safe**

**E**ver stop to think why train travel—and especially Pullman travel—is such a restful, relaxing and satisfying way of going places? Actually there are lots of reasons. Mostly it's because everything is done so smoothly and unobtrusively for your comfort and pleasure.

What other mode of travel gives you all this? Full-length beds with full-size sheets and blankets; a private room of your own, if you wish, with its own private lavatory facilities; air-cooling and air-conditioning; a friendly porter to give you prompt and attentive service day or night; ice water at your finger tips; delicious Dining Car meals, courteously served; a Lounge Car for refreshing beverages, magazines, newspapers and congenial traveling companions.

# GENERAL INFORMATION FOR OUR PATRONS



**SPECIAL NOTICE**—Due to necessity we are sometimes required to revise schedules on such short notice as to make it impractical to inform our patrons through new time table folders. The schedules and information shown herein are therefore subject to change without notice. Every reasonable effort is made to insure accuracy in these time tables and to maintain schedules shown. However, no responsibility is assumed for possible errors or for inconvenience or damage resulting from delayed trains or failure to make connections, such matters generally being due to conditions beyond our control.



**TAX**—The Federal Revenue Tax Act has placed a tax of 10% on cost of transportation including cost of reserved seats and berths in Pullman Sleepers, except that tax will not apply to amounts paid for transportation which do not exceed 35 cents nor amounts paid for commutation tickets for one month or less.



**STATION PASSENGER AGENT**—Southern Pacific has station passenger agents, in addition to the "Men in Grey", at its more important terminals to answer questions and assist with your transportation problems. Please feel free to avail yourself of their services.



**TELEGRAPH SERVICE**—For the convenience of our passengers, Western Union Telegraph service is available from many stations. If you wish, you may hand your message to train porter who will see that it is transmitted from the next station at which train stops.



**TELEGRAPH RAILROAD TICKETS**—Do you know you can arrange transportation for relatives or friends without the necessity of forwarding funds by mail or otherwise? Your nearest Southern Pacific agent will be glad to explain our prepaid order service which enables you to send transportation and a limited amount of cash by telegraph to most points in the United States, without additional cost.



**TRAVELER'S CHEQUES**—When you purchase your ticket it is possible to protect the funds you carry with you on your journey by changing your cash into American Express Travelers Cheques. The charge for these Cheques is only 75c for each \$100 purchased. If they should be lost or stolen before you have signed them the second time, the American Express refunds the amount involved.



**STOPPING TRAINS ON FLAG**—Where trains are scheduled to stop on flag, please give advance notice to agent or conductor so necessary arrangements may be made.



**LOST ARTICLES**—Application for articles lost on trains or in stations should be made to any Agent, or to the General Baggage Agent at San Francisco, Calif., or Houston, Tex., or to General Passenger Offices at Portland, Ore., Oakland, Calif., Los Angeles, Calif., Phoenix, Ariz., El Paso, Texas, or New Orleans, La. Articles found in Pullman cars are returned to that Company and report of loss should be made direct to the Pullman Company.



**CHILDREN'S FARES**—Children under five years of age when accompanied by parent or guardian ride free; five years of age and under twelve, half fare; twelve years of age or over, full fare.



**LOST TICKETS**—If you lose your railroad or Pullman ticket please notify conductor or the nearest ticket agent. Cash fare should be paid on train or another ticket purchased via same route, taking RECEIPT in either case. Receipt and details of the loss of original ticket, including ticket envelope, passenger's check or any item that will serve to identify lost ticket, should be given to agent or forwarded to General Passenger Office of the railroad from which you bought the original ticket. You will be advised promptly regarding refund.



**ADJUSTMENT OF FARES**—In the event of any misunderstanding with conductor as to proper fare or ticket privileges, please pay fare requested, take receipt and refer matter for investigation to the General Passenger Office of the railroad from which you purchased the ticket. Conductors have no discretionary power in such matters, and are governed by rules which they are not authorized to change.



**REDEMPTION OF TICKETS**—Unused or partly used tickets of this company's issue will be redeemed to original purchaser at the difference between the amount paid and cost of service performed.



**AIR-CONDITIONED TRAINS**—Air-conditioned cars are operated in regular sections of trains as indicated in these time tables. However, it is necessary to include non-air-conditioned cars in the consist of regular trains as well as extra trains, at times of unusual volume of traffic or in the case of emergencies.



**TIME**—Pacific Time is used on all Lines of the Southern Pacific except at Ogden, Utah, and between Yuma, Ariz., El Paso, Texas and Tucumcari, N. M., where Mountain Time is used and between Ysleta, Texas, and New Orleans, La., where Central Time is used. Time from 12:01 midnight to 12:00 noon (A. M. time) is shown in light faced figures; time from 12:01 noon to 12:00 midnight (P. M. time) is shown in dark faced figures.

**SET YOUR WATCH**—When change in time standards are indicated in station columns watches should be set ahead one hour on eastbound trip and one hour back on westbound trip.

**DAYLIGHT SAVING TIME**—All times shown in this folder are **Standard Times** unless otherwise noted.



**WHY NOT CHECK YOUR HAND BAGS ON TRAIN?**—One or two bags usually are ample to meet all necessary requirements for the average passenger while traveling. Additional luggage may be handled under check in baggage service, without cost, which adds to the convenience and comfort of passengers enroute.



**BAGGAGE**—To reduce chance of disappointment at destination because of delayed arrival of your personal baggage, it should be checked one day or more in advance. All baggage should be marked with your name and address.

Special baggage delivery service is operated between the larger cities under which baggage will be called for and checked direct to residence, hotel or business house at destination. Transfer company agents also collect baggage and checks on trains and deliver as you instruct. Transfer company will make their regular charge for these services.

On each adult first-class, or Trans-Continental Coach ticket 150 pounds of baggage not exceeding \$100.00 in value may be checked free. On each child's half fare ticket of either class 75 pounds of baggage not exceeding \$50.00 in value may be checked free. No single piece of baggage exceeding 300 pounds in weight or 72 inches in greatest measurement will be checked. Any excess weight or value will be charged for in accordance with tariff regulations.

Storage will be charged on each piece inbound or outbound, checked or not checked, remaining over 24 hours, such baggage being held at owner's risk.

Value up to \$2500.00 may be declared on baggage of any one passenger at cost of 20 cents for each additional \$100.00 or fraction thereof over that allowed on their ticket. Any single piece of baggage belonging to more than one passenger will be limited to \$2500.00.

**BAGGAGE TO MEXICO** is subject to inspection by Customs officers and should be forwarded at least 48 hours in advance. It may not be checked beyond the International Boundary Gateways; namely Nuevo Laredo, Tampo, Laredo, Tex. Piedras Negras, Coah. Eagle Pass, Tex. Ciudad Juarez, Chih, El Paso, Tex. Naco, Ariz. Nogales, Ariz.

**RED CAP BAGGAGE**—A service charge of 15c per piece is made by this and most other railroads for handling hand baggage and other articles. This charge is collected by Red Cap porters at the time passengers offer their hand baggage or parcels for handling. Charge will apply each time service is performed. Liability for loss or damage will not exceed \$50 per hand trunk, suitcase or traveling bag and contents, nor more than \$10 for each box, bundle or package and contents.



**HAND BAGGAGE BETWEEN TRAINS**—To relieve you of your hand baggage during your stay between trains, arrangements have been made whereby:

At **SAN FRANCISCO** or **OAKLAND PIER** hand baggage to be transferred to outgoing Station may be turned over to Red Cap Porter at receiving Station, who will ascertain your sleeping car space on outgoing train at cross-town Station and forward baggage by Union Transfer Company to Stationmaster, outgoing Station, for placing in proper outbound space. Total charge including transfer is 40c for each piece. Passengers arriving and departing from the same station later the same day may also have their hand baggage placed in their outbound space at a charge of 45c per piece.

Passengers using coach accommodations from outgoing Station, upon payment of 55c for each piece, which includes Transfer Company charge, plus 15c parcel checking charge for the first 24 hours, may under this arrangement send their hand baggage to baggage-room of outgoing Station where it may be claimed by presenting parcel claim check received from Red Cap Porter of incoming Station.

At **LOS ANGELES, HOUSTON** and **NEW ORLEANS UNION STATION**, providing you hold Pullman, parlor car or reserved seat car reservations on an outbound train, you may arrange for transfer of your hand baggage to your outbound space. Charges on each piece: Los Angeles. (see below); New Orleans, 15c; Houston, 25c.

1. If your outbound train leaves within one hour after your arrival in Los Angeles, Red Cap porters meeting your train will check your hand baggage upon detrainment and transfer it to your space on the outbound train, charge 15c per piece.

2. If your outbound train leaves later than one hour after your arrival in Los Angeles, your hand baggage will be taken by the Red Cap porter to the taxi stand in the station. From that point you may go with him to the Parcel Check Room, where new checks will be issued. Later that day your hand baggage will be placed in your space on the outbound train without further action on your part. Charge, 30c per piece.

At **CHICAGO** hand baggage may be turned over to the Parnelee Transfer Company securing their parcel claim check for same. Baggage will then be handled to parcel room at the outbound station where you may later claim baggage by presenting parcel claim check received from the Transfer Company and upon payment of the usual parcel checking fee for each piece, to cover parcel room charge for the first 24 hours. If your connecting train at Chicago departs less than three hours after your arrival, it is advisable to take your hand luggage with you rather than check it as described here.

### WESTBOUND RAIL FARES

(10% Transportation Tax not included)

These fares are compiled from current tariffs via direct routes and are for information only. Not to be used for selling purposes. Subject to change without notice.

#### ONE WAY — 30 DAY LIMIT

FROM	TO Class	San Francisco, Oakland, Cal.		Los Angeles, San Diego, Cal.		Portland, Ore. (via California)		Reno, Nev.		Phoenix, Ariz.		Tucson, Ariz.		El Paso, Tex.	
		First	Coach	First	Coach	First	Coach	First	Coach	First	Coach	First	Coach	First	Coach
		Atlanta..... Ga.	\$89.67	\$64.10	\$81.99	\$58.56	\$98.64	\$70.51	\$89.67	\$64.10	\$68.63	\$49.26	\$64.38	\$46.21	\$53.39
Baltimore..... Md.	111.11	79.34	104.28	74.46	112.11	81.35	105.50	76.63	90.92	64.96	86.66	61.90	75.68	54.05	
Birmingham..... Ala.	83.26	59.51	76.43	54.63	95.53	68.36	83.26	59.51	63.07	45.13	58.82	42.08	47.83	34.22	
Boston..... Mass.	123.67	90.05	121.70	87.53	123.67	90.05	117.06	85.33	108.34	78.03	104.08	74.97	93.10	67.12	
Buffalo..... N. Y.	101.31	73.25	101.31	73.25	101.31	73.25	94.70	68.53	88.01	63.78	83.77	60.74	72.78	52.88	
Charleston..... S. C.	99.95	71.50	92.26	65.89	110.59	79.03	99.95	71.50	90.01	64.44	85.76	61.49	63.66	45.68	
Chattanooga..... Tenn.	88.13	62.67	85.34	61.09	95.49	68.21	86.80	62.02	78.20	56.57	73.96	53.50	51.09	36.51	
Chicago..... Ill.	77.61	55.44	77.61	55.44	77.61	55.44	71.00	50.72	66.77	47.76	62.10	44.41	50.01	35.76	
Cincinnati..... Ohio	86.72	62.42	85.34	61.09	90.90	65.39	83.39	60.28	72.15	51.71	67.91	48.65	56.92	40.79	
Cleveland..... Ohio	92.99	67.01	92.99	67.01	92.99	67.01	86.38	62.29	79.69	57.54	75.45	54.50	64.46	46.64	
Dallas..... Tex.	64.31	45.94	51.25	36.61	73.10	52.21	64.31	45.94	37.88	27.09	33.63	24.04	24.90	17.81	
Denver..... Colo.	47.78	34.13	47.78	34.13	61.55	43.96	39.39	28.15	36.87	26.36	32.63	23.34	25.56	18.26	
Detroit..... Mich.	90.45	65.05	90.45	65.05	90.45	65.05	83.84	60.33	77.15	55.58	72.91	52.54	61.92	44.68	
Houston..... Tex.	71.90	51.36	57.53	41.09	80.51	57.51	71.06	50.76	44.16	31.58	39.91	28.52	31.81	22.73	
Indianapolis..... Ind.	82.36	59.37	82.36	59.37	85.95	61.67	79.03	56.95	69.17	49.99	64.93	46.94	53.94	39.07	
Jacksonville..... Fla.	97.38	69.60	90.55	64.72	109.17	78.02	97.38	69.60	77.19	55.22	72.94	52.17	61.95	44.31	
Kansas City..... Mo.	61.55	43.97	61.55	43.97	68.35	48.82	59.06	42.19	50.69	36.27	46.02	32.92	33.93	24.27	
Knoxville..... Tenn.	90.12	64.10	83.99	60.00	97.48	69.64	88.79	63.45	70.63	50.50	66.38	47.45	55.39	39.59	
Louisville..... Ky.	83.48	59.51	80.69	57.66	87.56	62.77	78.93	56.65	67.50	48.28	63.23	45.22	52.24	37.36	
Memphis..... Tenn.	74.39	53.14	67.56	48.26	83.36	59.55	74.39	53.14	54.20	38.76	49.95	35.71	38.96	27.85	
Miami..... Fla.	110.09	78.67	103.26	73.79	121.92	87.09	110.09	78.67	89.90	64.29	85.65	61.24	74.66	53.38	
Milwaukee..... Wisc.	79.36	56.70	79.36	56.70	79.36	56.70	71.67	51.19	68.84	49.24	64.17	45.89	52.08	37.24	
Minneapolis..... Minn.	73.58	52.56	73.58	52.56	73.58	52.56	65.90	47.07	65.08	46.49	61.13	43.67	50.15	35.83	
Montgomery..... Ala.	83.26	59.51	76.43	54.63	95.53	67.93	83.26	59.51	63.07	45.13	58.82	42.08	47.83	34.22	
Nashville..... Tenn.	83.26	59.51	76.43	54.66	89.59	64.32	80.96	58.20	63.44	45.38	59.19	42.31	48.20	34.45	
New Orleans..... La.	77.61	55.44	69.47	49.62	90.62	64.73	77.61	55.44	56.11	40.37	51.85	37.33	44.95	32.41	
New York..... N. Y.	118.50	85.57	112.62	80.69	118.50	86.15	111.89	81.43	99.26	71.19	95.00	68.13	84.02	60.28	
Norfolk..... Va.	111.01	79.34	105.03	75.01	115.86	84.22	109.25	79.34	91.67	65.71	87.42	62.66	76.43	54.80	
Oklahoma City..... Okla.	62.86	44.90	*52.33	*37.38	71.98	51.43	60.67	43.34	42.06	30.10	38.32	27.43	26.23	18.78	
Philadelphia..... Pa.	114.45	82.54	108.57	77.66	114.45	83.12	107.84	78.40	95.21	68.16	90.95	65.10	79.97	57.25	
Pittsburgh..... Pa.	98.76	71.30	98.76	71.30	98.76	71.30	92.15	66.58	85.46	61.83	81.22	58.79	70.23	50.93	
St. Louis..... Mo.	71.31	50.95	71.31	50.95	76.48	54.62	67.85	48.47	60.45	43.25	55.78	39.90	43.69	31.25	
San Antonio..... Tex.	66.72	47.66	50.16	35.83	80.51	56.77	66.87	47.77	36.79	26.31	32.54	23.26	23.71	16.94	
Tulsa..... Okla.	66.98	47.84	66.98	47.84	73.10	52.21	62.06	44.33	47.09	33.71	42.44	30.38	30.35	21.73	
Washington..... D. C.	111.11	79.34	104.28	74.46	112.11	81.35	105.50	76.63	90.92	64.96	86.66	61.90	75.68	54.05	
Winston-Salem..... N. C.	101.81	72.44	95.27	68.05	109.17	77.98	100.48	71.79	81.91	58.75	77.66	55.70	66.67	47.84	

\*To San Diego first class fare \$53.89, coach class \$38.49.

○To San Diego first class fare \$58.01, coach class \$41.44.

#### ROUND TRIP — SIX MONTHS LIMIT

FROM	TO Class	San Francisco, Oakland, Cal.		Los Angeles, San Diego, Cal.		Portland, Ore. (one-way via California)		Reno, Nev.		Phoenix, Ariz.		Tucson, Ariz.		El Paso, Tex.	
		First	Coach	First	Coach	First	Coach	First	Coach	First	Coach	First	Coach	First	Coach
		Atlanta..... Ga.	\$146.00	\$108.85	\$146.00	\$108.85	\$161.15	\$115.92	\$139.65	\$103.85	\$116.15	\$88.75	\$109.05	\$83.25	\$90.75
Baltimore..... Md.	185.75	134.20	185.75	134.20	192.00	134.20	184.70	129.20	156.45	117.00	149.35	111.50	131.05	97.35	
Birmingham..... Ala.	134.45	100.55	134.45	100.55	149.60	107.62	128.10	95.55	104.55	80.50	97.45	75.00	79.75	61.65	
Boston..... Mass.	214.91	151.08	214.91	151.08	214.91	151.08	207.61	146.08	191.29	143.14	184.19	137.64	165.89	123.49	
Buffalo..... N. Y.	171.50	120.45	171.50	120.45	171.50	120.45	164.20	115.45	152.25	113.05	145.20	107.60	126.85	93.45	
Charleston..... S. C.	164.50	122.00	164.50	122.00	182.65	131.22	158.15	117.00	134.60	101.95	127.50	96.45	109.80	83.10	
Chattanooga..... Tenn.	141.50	104.95	141.50	104.95	155.31	111.41	135.15	99.95	112.20	85.40	105.10	79.90	86.80	65.75	
Chicago..... Ill.	126.45	90.15	126.45	90.15	126.45	90.15	119.15	85.15	111.30	86.00	103.50	79.95	83.35	64.40	
Cincinnati..... Ohio	143.90	106.40	143.90	106.40	152.75	109.35	141.65	101.40	120.90	93.10	113.85	87.60	96.40	74.25	
Cleveland..... Ohio	156.60	111.85	156.60	111.85	156.60	111.85	149.30	106.85	137.35	104.45	130.30	99.00	111.95	84.85	
Dallas..... Tex.	106.05	75.60	92.45	68.75	129.47	93.98	99.70	70.60	63.15	48.75	56.05	43.30	41.50	32.10	
Denver..... Colo.	80.65	60.60	80.65	60.60	102.90	76.57	66.45	51.45	61.45	47.45	54.40	42.05	42.60	32.90	
Detroit..... Mich.	151.90	108.80	151.90	108.80	151.90	108.80	144.60	103.80	132.65	101.40	125.60	95.95	107.25	81.80	
Houston..... Tex.	106.05	75.60	102.90	74.10	129.47	93.98	99.70	70.60	73.60	56.85	66.55	51.35	53.05	40.95	
Indianapolis..... Ind.	142.00	102.40	142.00	102.40	143.13	102.61	135.65	97.40	119.00	91.50	111.95	86.00	93.65	71.85	
Jacksonville..... Fla.	159.90	118.75	159.90	118.75	178.87	128.53	153.55	113.75	130.00	98.70	122.90	93.20	105.20	79.85	
Kansas City..... Mo.	103.35	75.65	103.35	75.65	114.25	84.10	97.00	70.65	84.50	65.30	76.70	59.30	56.55	43.70	
Knoxville..... Tenn.	147.50	109.00	147.50	109.00	158.91	114.01	141.15	104.00	119.95	90.95	112.85	85.45	94.55	71.30	
Louisville..... Ky.	135.50	100.25	135.50	100.25	146.40	104.85	133.25	95.25	119.00	91.50	111.95	86.00	87.15	67.30	
Memphis..... Tenn.	119.65	89.35	119.65	89.35	137.32	97.92	113.30	84.35	90.35	69.80	83.25	64.30	64.95	50.15	
Miami..... Fla.	182.85	135.15	182.85	135.15	201.80	144.93	176.50	130.15	152.95	115.10	145.85	109.60	128.10	96.20	
Milwaukee..... Wisc.	126.45	90.15	126.45	90.15	126.46	90.16	120.10	85.15	114.75	88.65	106.95	82.65	86.80	67.05	
Minneapolis..... Minn.	123.40	90.15	123.40	90.15	123.40	90.16	110.65	85.60	108.50	83.70	101.90	78.65	83.60	64.50	
Montgomery..... Ala.	134.45	100.55	134.45	100.55	153.40	110.33	128.10	95.55	104.55	80.50	97.45	75.00	79.75	61.65	
Nashville..... Tenn.	134.45	100.55	134.45	100.55	144.66	103.81	128.10	95.55	107.00	81.70	99.90	76.20	81.60	62.05	
New Orleans..... La.	119.65	89.35	119.65	89.35	151.13	107.77	113.30	84.35	93.55	72.70	86.45	67.20	74.95	58.35	
New York..... N. Y.	202.43	142.40	202.43	142.40	204.15	142.40	196.85	137.40	173.13	129.46	166.03	123.96	147.73	109.81	
Norfolk..... Va.	191.85	137.75	184.15	137.75	199.15	139.10	185.50	132.75	157.60	118.35	150.50	112.85	132.20	98.70	
Oklahoma City..... Okla.	103.35	75.15	94.15	73.50	122.63	89.85	97.00	70.15	70.10	56.30	63.90	49.40	43.75	33.85	
Philadelphia..... Pa.	194.33	137.25	194.33	137.25	196.45	137.25	189.15	132.25	165.03	123.40	157.93	117.90	139.63	103.75	
Pittsburgh..... Pa.	166.95	117.65	166.95	117.65	166.95	117.65	159.65	112.65	147.70	110.25	140.65	104.80	122.30	90.65	
St. Louis..... Mo.	119.65	85.55	119.65	85.55	126.45	90.15	113.30	80.55	100.75	77.85	93.00	71.85	72.85	56.25	
San Antonio..... Tex.	106.05	75.60	90.60	68.75	129.47	93.98	99.70	70.60	61.35	47.40	54.25	41.90	39.55	30.50	
Tulsa..... Okla.	110.25	79.35	101.05	75.40	124.50	90.91	103.90	74.35	78.50	60.70	70.75	54.70	50.60	39.15	
Washington..... D. C.	185.75	134.20	185.75	134.20	192.00	134.20	184.70	129.20	156.45	117.00	149.35	111.50	131.05	97.35	
Winston-Salem..... N. C.	168.55	124.00													

**PULLMAN SLEEPING CAR RATES**

Not for selling purposes (10 % Federal Tax not included)  
Following are current continuous trip fares published for information purposes only and are subject to change without notice.

**LOWER STANDARD PULLMAN RATES**

BETWEEN AND	San Francisco, Cal.	Los Angeles, Cal.	San Diego, Cal.	Phoenix, Ariz.	Tucson, Ariz.	El Paso, Tex.	San Antonio, Tex.	Houston, Tex.	New Orleans, La.	Reno, Nev.	Portland, Ore. (Via Calif.)
	Atlanta, Ga.	\$23.30	\$21.70	\$21.70	\$18.70	\$17.55	\$14.80	\$11.55	\$8.90	\$ 5.80	\$23.30
Baltimore, Md.	27.30	27.30	27.30	23.90	23.00	20.15	16.60	14.50	11.55	26.30	○
Birmingham, Ala.	21.00	21.00	21.00	18.10	16.95	14.10	9.95	7.60	5.00	21.00	○
Boston, Mass.	29.60	29.60	29.60	27.30	24.95	22.60	20.15	18.45	15.70	29.15	○
Buffalo, N. Y.	25.65	25.65	25.65	23.30	21.00	19.00	16.60	15.70	12.80	23.90	○
Charleston, S. C.	24.95	24.95	24.95	23.65	22.85	17.85	13.80	11.55	8.30	24.95	○
Chattanooga, Tenn.	23.30	23.30	23.30	18.45	17.55	14.80	11.55	8.90	5.80	23.30	○
Chicago, Ill.	21.00	21.00	21.00	19.00	16.60	14.50	12.80	11.95	9.95	19.30	○
Cincinnati, Ohio	23.30	23.30	23.30	19.85	19.00	16.05	12.80	11.95	8.90	23.30	○
Cleveland, Ohio	23.90	23.90	23.90	21.70	19.60	17.55	15.40	14.10	11.55	23.30	○
Dallas, Tex.	17.55	15.40	16.05	11.55	10.25	7.60	5.00	5.00	6.55	21.60	\$23.00
Denver, Colo.	15.40	15.40	15.40	12.80	12.80	9.95	12.25	11.55	13.80	12.80	○
Detroit, Mich.	23.90	23.90	23.90	20.65	19.60	16.60	12.25	11.55	13.80	23.90	○
El Paso, Tex.	12.25	8.90	10.25	5.80	5.00		6.90	8.90	12.25	17.25	18.70
Fresno, Cal.	5.00	5.00		8.30	8.65	11.95	16.60	17.55	19.00	5.00	10.25
Houston, Tex.	17.55	16.60	16.60	13.50	12.25	8.90	5.00		5.00	21.60	23.30
Indianapolis, Ind.	22.60	22.60	22.60	19.60	18.45	15.40	12.80	11.95	8.90	22.60	○
Jacksonville, Fla.	23.90	23.90	23.90	22.60	21.05	17.55	12.25	9.95	6.55	23.90	○
Kansas City, Mo.	18.10	18.10	18.10	15.40	13.80	10.65	8.90	8.90	8.90	17.25	○
Knoxville, Tenn.	\$25.90	\$25.90	\$25.90	\$22.95	\$21.40	\$19.15	\$13.45	\$11.90	\$6.90	\$25.85	○
Los Angeles, Cal.	5.00			5.50	6.15	8.90	14.50	16.60	19.00	7.60	11.95
Louisville, Ky.	22.60	22.60	22.60	19.30	18.45	15.70	12.25	10.95	8.30	22.60	○
Memphis, Tenn.	19.60	19.60	19.60	16.60	15.40	12.25	8.30	7.60	5.00	19.60	○
Miami, Fla.	27.95	27.95	27.95	26.70	25.15	22.55	17.20	14.95	10.65	27.95	○
Milwaukee, Wisc.	21.95	21.95	21.95	19.00	16.60	14.50	12.80	11.95	11.55	21.95	○
Minneapolis, Minn.	21.00	21.00	21.00	19.60	17.55	15.40	13.80	13.80	12.60	19.00	○
Montgomery, Ala.	21.00	21.00	21.00	18.10	16.95	14.10	9.95	7.60	5.00	21.00	○
Nashville, Tenn.	21.00	21.00	21.00	18.45	17.55	14.80	11.55	8.90	6.55	21.00	○
New Orleans, La.	19.00	19.00	19.00	16.05	14.50	12.25	6.55	5.00		23.05	25.25
New York, N. Y.	28.90	28.90	28.90	25.95	23.90	21.70	19.00	16.60	13.80	26.95	○
Norfolk, Va.	27.30	27.30	27.30	24.60	23.30	20.15	16.60	14.50	11.55	27.30	○
Ogden, Utah	8.90	11.95				15.40	17.55	16.60	19.00	6.55	14.50
Oklahoma City, Okla.	17.55	16.05	16.60	12.60	10.95	8.30	6.55	5.80	8.65		○
Omaha, Neb.	18.10	18.10	18.10	16.60	15.40	12.60	11.55	10.65	11.95	16.05	○
Philadelphia, Pa.	27.95	27.95	27.95	25.25	23.30	21.00	18.10	16.05	12.80	26.30	○
Phoenix, Ariz.	8.90	5.50	7.60		5.00	5.80	11.55	13.50	16.05	12.95	15.70
Pittsburgh, Pa.	24.95	24.95	24.95	22.30	20.15	18.10	16.05	14.50	11.55	23.00	○
Portland, Ore.	8.30	11.95		15.70	16.60	18.70	23.00	23.30	25.25	10.95	5.00
Sacramento, Cal.		5.00		8.90	9.95	12.25	16.60	17.55	19.00	5.00	8.00
San Antonio, Tex.	16.60	14.50	15.40	11.55	9.95	6.90		5.00	6.55	20.65	23.00
San Francisco, Cal.		5.00		8.90	9.95	12.25	16.60	17.55	19.00	5.00	8.30
Seattle, Wash.	9.95	13.50		17.25	18.10	18.70	23.00	23.30	25.25	10.95	5.00
St. Louis, Mo.	20.15	20.15	20.15	17.25	16.05	12.80	10.65	9.60	8.00	19.30	○
Tacoma, Wash.	9.60	12.80		16.60	17.55	18.70	23.00	23.30	25.25	10.65	5.00
Tucson, Ariz.	9.95	6.15	10.25	5.00		5.00	9.95	12.25	14.50	14.00	16.60
Tulsa, Okla.	18.10	17.25	17.25	\$13.50	\$11.95	\$8.90	6.90	6.55	8.30	18.10	○
Washington, D. C.	27.30	27.30	27.30	23.90	23.00	20.15	16.60	14.50	11.55	26.30	○
Winston-Salem, N. C.	26.30	26.30	26.30	23.90	22.60	19.00	15.70	13.50	10.25	28.90	○

TO FIGURE RATES ON OTHER PULLMAN ACCOMMODATIONS:  
Find lower berth rate in this table and apply to table on next page.

○ Pullman rates via California must be constructed by use of combination fares according to route. Consult ticket Agent.  
\* - From Holdenville, Okla.

▲ - Via New Orleans, La. \* - Via Chicago, Ill.  
† - To Chicago, Ill. only.  
φ - To points east of Chicago or St. Louis where exact amount of lower berth rates shown in this Column do not appear

on Pullman Table, cost of superior accommodations must be determined by use of combination rates to and from Chicago or St. Louis. Consult Ticket Agent.  
‡ - Does not apply via Chicago.

**PARLOR CAR SEAT FARES**

Between San Francisco, Los Angeles, Portland, Oregon

**SPECIAL SERVICE CHARGE—COACH SEATS**

Between San Francisco, Los Angeles, Portland, Oregon

Coast Daylight Trains 98-99 Starlight Trains 94-95				Shasta Daylight Trains 9-10			Coast Daylight Trains 98-99 Starlight Trains 94-95				San Joaquin Daylight Trains 51-52			Shasta Daylight Trains 9-10 Cascade Trains 11-12				
And	Between	San Francisco	Los Angeles	And	Between	Portland	And	Between	San Francisco	Los Angeles	And	Between	San Francisco	Los Angeles	And	Between	San Francisco	Portland
San Jose		\$ .80	\$2.20	Davis		\$ .80	\$4.50	San Jose		\$ .25	\$ .75	Sacramento		\$1.00	Davis		\$ .50	\$1.00
Salinas		.85	1.80	Redding		1.70	3.50	Salinas		.50	.75	Pittsburg		.25	Redding		.50	1.00
San Luis Obispo		1.10	1.10	Klamath Falls		2.85	2.30	San Luis Obispo		.50	.50	Modesto, Merced		.50	Klamath Falls		.75	.75
Santa Barbara		1.80	.80	Eugene		4.25	1.00	Santa Barbara		.75	.50	Fresno		.50	Eugene		1.00	.50
Glendale		2.20	.80	Albany		4.50	8.00	Glendale		1.00	.25	Bakersfield		.75	Albany		1.00	.50
Los Angeles		2.20		Salem		4.75	.80	Los Angeles		1.00		Glendale		1.00	Salem		1.00	.25
				Portland		5.00						Los Angeles		1.00	Portland		1.00	

# SOUTHERN PACIFIC

## City Ticket Offices

**TABLE FOR COMPUTING VARIOUS TYPE PULLMAN ACCOMMODATIONS**  
(10% Federal Tax Not Included)

**STANDARD PULLMAN RATES**

Where Lower Berth is	Upper Berth	Roomette		Bedroom		Compartment	Drawing Room
		For One Person	For One Person	For One Person	For Two Persons	For Two or More Persons	For Two or More Persons
\$ 5.00	\$ 3.80	\$ 7.00	\$ 9.50	\$11.05	\$14.45	\$19.00	
5.10	3.90	7.15	9.70	11.25	14.80	19.40	
5.50	4.15	7.65	10.45	12.15	15.45	20.90	
5.80	4.45	8.20	11.05	12.75	16.25	22.10	
6.15	4.70	8.65	11.65	13.50	17.70	23.30	
6.55	4.95	9.15	12.50	14.45	18.40	25.00	
6.90	5.30	9.65	13.10	15.20	19.85	26.20	
7.20	5.50	10.10	13.70	15.80	20.55	27.40	
7.60	5.75	10.60	14.45	16.70	21.15	28.90	
8.00	6.05	11.10	15.20	17.60	22.55	30.40	
8.30	6.25	11.55	15.75	18.25	23.25	31.50	
8.65	6.55	12.00	16.40	19.00	24.60	32.80	
8.90	6.80	12.50	16.95	19.60	25.20	33.90	
9.30	7.00	12.95	17.70	20.45	25.90	35.40	
9.60	7.30	13.50	18.25	21.10	27.25	36.50	
9.95	7.55	13.90	18.90	21.90	27.85	37.80	
10.25	7.80	14.40	19.45	22.55	29.20	38.90	
10.65	8.05	14.90	20.25	23.40	29.95	40.50	
10.95	8.30	15.35	20.75	24.05	30.55	41.50	
11.25	8.55	15.75	21.40	24.80	31.90	42.80	
11.55	8.80	16.25	21.95	25.40	32.55	43.90	
11.95	9.10	16.70	22.70	26.35	33.85	45.40	
12.25	9.30	17.10	23.30	26.95	34.45	46.60	
12.60	9.55	17.60	23.90	27.70	35.10	47.80	
12.80	9.85	18.00	24.40	28.25	36.40	48.80	
13.25	10.00	18.45	25.15	29.10	36.95	50.30	
13.50	10.30	18.90	25.70	29.75	38.30	51.40	
13.80	10.50	19.30	26.20	30.35	38.85	52.40	
14.10	10.75	19.70	26.80	31.00	39.45	53.60	
14.50	11.00	20.25	27.55	31.85	40.75	55.10	
14.80	11.20	20.65	28.05	32.50	41.40	56.10	
15.05	11.50	21.10	28.65	33.10	42.70	57.30	
15.40	11.75	21.55	29.25	33.95	43.30	58.50	
15.70	11.90	21.95	29.85	34.55	43.95	59.70	
16.05	12.20	22.45	30.50	35.30	45.20	61.00	
16.35	12.40	22.85	31.05	35.95	45.70	62.10	
16.60	12.65	23.30	31.55	36.55	47.00	63.10	
16.95	12.90	23.75	32.25	37.30	47.60	64.50	
17.25	13.10	24.10	32.80	37.95	48.15	65.60	
17.55	13.35	24.50	33.35	38.60	49.40	66.70	
17.85	13.55	25.00	33.85	39.20	49.95	67.70	
18.10	13.80	25.35	34.45	39.85	51.25	68.90	
18.45	14.05	25.75	35.10	40.60	51.75	70.20	
18.70	14.20	26.20	35.55	41.10	52.35	71.10	
19.00	14.50	26.60	36.05	41.75	53.55	72.10	
19.30	14.65	26.95	36.70	42.50	54.05	73.40	
19.60	14.95	27.45	37.25	43.15	55.30	74.50	
19.85	15.10	27.85	37.70	43.65	55.90	75.40	
20.15	15.35	28.25	38.25	44.30	56.40	76.50	
20.35	15.45	28.40	38.70	44.80	57.15	77.40	
20.65	15.70	28.85	39.20	45.45	57.85	78.40	
21.00	16.00	29.40	39.90	46.15	59.15	79.80	
21.30	16.20	29.85	40.40	46.80	59.80	80.80	
21.70	16.45	30.25	41.15	47.65	60.50	82.30	
21.95	16.75	30.75	41.75	48.30	61.80	83.50	
22.30	16.95	31.20	42.40	49.10	62.45	84.80	
22.60	17.25	31.65	42.95	49.75	63.75	85.90	
23.00	17.50	32.15	43.70	50.60	64.45	87.40	
23.30	17.70	32.60	44.30	51.25	65.10	88.60	
23.65	18.00	33.05	44.90	52.00	66.40	89.50	
23.90	18.25	33.50	45.45	52.60	67.15	90.90	
24.30	18.50	34.00	46.25	53.55	68.50	92.50	
24.60	18.75	34.45	46.75	54.15	69.10	93.50	
24.95	19.00	34.95	47.45	54.90	69.80	94.90	
25.25	19.25	35.35	47.95	55.55	71.15	95.90	
25.65	19.50	35.80	48.70	56.40	71.75	97.40	
25.95	19.80	36.35	49.30	57.05	73.10	98.60	
26.30	20.00	36.80	49.90	57.80	73.75	99.80	
26.55	20.25	37.20	50.50	58.40	74.40	101.00	
26.95	20.55	37.70	51.25	59.35	75.75	102.50	
27.30	20.75	38.20	51.90	60.10	76.40	103.80	
27.60	21.05	38.70	52.45	60.70	77.75	104.90	
27.95	21.30	39.10	53.05	61.45	78.35	106.10	
28.30	21.50	39.55	53.75	62.20	79.05	107.50	
28.65	21.80	40.10	54.40	63.00	80.45	108.80	
28.90	22.00	40.50	54.95	63.65	81.10	109.90	
29.25	22.30	40.95	55.60	64.40	82.40	111.20	
29.60	22.55	41.45	56.30	65.15	83.10	112.60	

- BEAUMONT, TEX. Pearl and Crockett Sts. (Phone 4-5621)  
CLAUDE V. BLANKENSHIP..... City Passenger and Ticket Agent
- BEVERLY HILLS, CAL. 499 N. Canon Dr. (Phone CRestview 1-8144)  
M. W. TERRY..... City Ticket Agent
- CHICAGO 4, ILL. 77 East Jackson Blvd., 310 So. Michigan Ave.  
(Phone WEBster 9-2244)  
C. W. PEASE..... City Passenger and Ticket Agent
- DALLAS 1, TEX. Adolphus Hotel Arcade, Main St. Entrance  
(Phone Randolph 8611)  
FURMAN MOORE..... City Passenger and Ticket Agent
- EL PASO, TEX. 416 N. Stanton St. (Phone 2-7711)  
M. R. MONTGOMERY..... City Passenger and Ticket Agent
- GALVESTON, TEX. 2022 Market St. (Phone 3-4611)  
C. E. BLAKEMAN..... City Passenger and Ticket Agent
- GLENDALE 3, CAL. 106 N. Brand Blvd. (Phone Citrus 1-5166)  
M. S. STEWART..... City Passenger and Ticket Agent
- HOLLYWOOD, CAL. 6553 Hollywood Blvd. (Phone Michigan 6161)  
R. A. SANDELL..... City Ticket Agent
- HOUSTON, TEX. 913 Texas Ave. (Phone Capitol 1121)  
B. A. HENNESSY..... City Ticket Agent
- HUNTINGTON PARK, CAL. 2627 East Saturn Ave.  
(Phone Michigan 6161)  
C. S. PETERSON..... City Ticket Agent
- LAKE CHARLES, LA. Majestic Hotel Bldg. (Phone 63605)  
Miss L. M. HAWKINS..... City Ticket Agent
- LONG BEACH 2, CAL. 140 West Ocean Blvd. (Phone 72991)  
WALTER L. GABRIEL..... City Ticket Agent
- LOS ANGELES 14, CAL., 610 S. Main St. (Phone Michigan 6161)  
G. M. COUCH..... Supervisor, Service and Reservations
- NEW ORLEANS, 12, LA. 201 St. Charles Ave. (Phone MAgnolia 4411)  
B. D. FOWLER..... City Ticket Agent
- NEW YORK, 20, N. Y. 630 Fifth Ave., International Bldg., Suite 210. (Phone Circle 6-4300)  
J. N. SULLIVAN..... Ticket Agent
- OAKLAND 12, CAL. 474 - 13th St. (TEmplebar 2-2121)  
A. CHRISTENSEN..... City Ticket Agent
- PALM SPRINGS, CAL. 247 No. Palm Canyon Dr. (Phone 2235)  
F. D. HINES..... Traveling Passenger Agent
- PASADENA 1, CAL. 148 E. Colorado (Phone SYcamore 3-1164)  
E. J. MENARD..... City Ticket Agent
- PHOENIX, ARIZ. Union Station, 401 W. Harrison St.  
(Phone ALpine 2-1771)  
HENRY MOORE..... City Passenger and Ticket Agent
- PORTLAND 4, ORE. 802 S. W. Sixth Ave. (Phone ATwater 8181)  
A. N. BRYANT..... City Passenger and Ticket Agent  
E. T. HOGAN..... Asst. City Ticket Agent
- SALT LAKE CITY, UTAH 14 So. Main St. (Phone 3-2601)  
LOLA I. FRY..... City Ticket Agent
- SAN DIEGO 1, CAL. 137 Broadway. (Phone MAin 7111)  
H. KEFEL..... City Ticket Agent
- SAN FRANCISCO, CAL. 65 Geary St. (Phone DOUglas 2-1212)  
C. D. FARRAR..... City Ticket Agent
- SAN PEDRO, CAL. 711 South Pacific Ave. (Phone Terminal 2-6414)  
H. SHOOPMAN..... City Ticket Agent
- SANTA MONICA, CAL. 201 Santa Monica Blvd.  
(Phone EXbrook 50-958)  
J. R. LORD..... City Ticket Agent
- SEATTLE 1, WASH. Room 218 Vance Bldg., 3rd and Union Sts.  
(Phone ELliott 4357)  
S. G. WILKINSON..... City Ticket Agent
- SHREVEPORT 24, LA. 811 Shelby Bldg., 306 Milam St.  
(Phone 2-7381)  
R. L. DOBBINS..... City Passenger and Ticket Agent
- VALLEJO, CAL. 401 York St. (Phone VALlejo 3-7643)  
J. W. DEW..... City Ticket Agent
- WHITTIER, CAL. 143 No. Comstock St. (Phone OXFord 4-7491)  
G. H. KAYLOR..... City Pass. and Ticket Agent

# SOUTHERN PACIFIC REPRESENTATIVES

SAN FRANCISCO, 5, CALIFORNIA..... Southern Pacific Building  
HOUSTON, 1, TEXAS, 913 Franklin Ave. Southern Pacific Building  
EL PASO, TEXAS..... Southern Pacific Building  
PHOENIX, ARIZONA..... 728 Security Building

## GENERAL OFFICES SOUTHERN PACIFIC LINES

NEW YORK CITY, 6, NEW YORK..... 165 Broadway  
NEW ORLEANS, 11, LOUISIANA.....  
Pan-American Bldg., 610 Poydras St.  
LOS ANGELES, 14, CALIFORNIA..... Pacific Electric Building

CHICAGO, 4, ILLINOIS..... (Room 1820) 310 South Michigan Ave.  
OAKLAND, 12, CALIFORNIA..... 600 Tribune Tower  
PORTLAND, 4, OREGON..... Pacific Building

### General Officers

CLAUDE E. PETERSON, Vice-President, System Passenger Traffic.....  
W. G. PEOPLES, Vice-President, System Freight Traffic.....  
San Francisco, 5, Calif. and Houston, 1, Tex.

### Eastern Traffic Officers

C. T. COLLETT, General Traffic Manager..... Chicago, 4, Ill.  
Midwest Territory—  
CARL O. OLSEN, Passenger Traffic Manager..... Chicago, 4, Ill.  
W. M. HOLMES, JR., Assistant to Passenger Traffic Manager..... Chicago, 4, Ill.  
C. M. BIGGS, Freight Traffic Manager..... Chicago, 4, Ill.  
H. F. STARKE, General Western Freight Agent..... Chicago, 4, Ill.  
W. H. HERRIN, General Freight Agent—Rates..... Chicago, 4, Ill.  
Eastern Territory—  
WM. F. COYNE, Passenger Traffic Manager..... New York, 20, N. Y.  
GEORGE V. MCART, Assistant to Passenger Traffic Manager.....  
New York, 20, N. Y.  
P. E. CARNECK, Freight Traffic Manager..... New York, 6, N. Y.  
F. M. LALLY, General Eastern Freight Agent..... New York, 6, N. Y.

### Traffic Department—Texas-Louisiana Lines

H. H. GRAY, Passenger Traffic Manager..... Houston, 1, Tex.  
A. P. HAIDY, Assistant Passenger Traffic Manager..... Houston, 1, Tex.  
H. A. TENNEY, Assistant General Passenger Agent..... Houston, 1, Tex.  
F. V. SCHAUB, General Passenger Agent (Eastern District)..... New Orleans, 11, La.  
EARL GILLETTE, Assistant General Passenger Agent..... San Antonio, 5, Tex.  
J. E. BLEDSOE, General Baggage Mail and Express Agent..... Houston, 1, Tex.  
C. J. GOOP, General Baggage, Dining Car Service..... Houston, 1, Tex.  
G. A. CAMERON, Manager, Dining Car Service..... Houston, 1, Tex.  
F. L. GORDON, Freight Traffic Manager..... Houston, 1, Tex.  
J. L. FIELDING, Assistant Freight Traffic Manager..... Houston, 1, Tex.  
JOS. SPEAR, Assistant Freight Traffic Manager..... Houston, 1, Tex.  
C. W. WATERMAN, Asst. Freight Traffic Manager—(Rates)..... Houston, 1, Tex.  
HENRY BEST, General Freight Agent..... Houston, 1, Tex.  
R. A. COOPER, General Freight Agent (Central District)..... Houston, 1, Tex.  
WILLS J. CARTER, Foreign Freight Agent..... Houston, 1, Tex.  
A. R. MIELLY, Industrial Commissioner..... Houston, 1, Tex.  
FELIX D'ABADIE, Agricultural Agent..... Houston, 1, Tex.  
W. H. STAKELUM, General Freight Agent (Eastern District)..... New Orleans, 11, La.  
L. C. BOUCHARD, General Freight Agent (Northern District)..... Dallas, 1, Tex.  
F. D. BUNSEN, General Freight Agent..... El Paso, Tex.

### Traffic Department—Pacific Lines

CLAUDE E. PETERSON, Vice-Pres., System Pass. Traffic..... San Francisco, 5, Calif.  
R. M. GILMORE, Asst. Vice-Pres., System Pass. Traffic..... San Francisco, 5, Calif.  
J. M. VONAU, JR., Asst. to Vice-Pres., System Pass. Traffic..... San Francisco, 5, Calif.  
B. S. QUILTY, Special Assistant..... San Francisco, 5, Calif.  
L. G. CROCKETT, Special Assistant..... San Francisco, 5, Calif.  
F. Q. TRUDWAY, General Advertising Manager..... San Francisco, 5, Calif.  
C. G. SHEFFIELD, General Baggage Agent..... San Francisco, 5, Calif.  
M. I. GROSSMITH, Mail and Express Traffic Manager..... San Francisco, 5, Calif.  
Northern District—  
J. H. PRUETT, JR., General Passenger Agent..... Portland, 4, Ore.  
Central District—  
F. E. WATSON, General Passenger Agent..... Oakland, 12, Calif.  
San Francisco District—  
T. LOUIS CHESSE, General Passenger Agent..... San Francisco, 5, Calif.  
Southern District—  
GEO. B. HANSON, Passenger Traffic Manager..... Los Angeles, 14, Calif.  
Arizona District—  
L. H. TRIMBLE, General Passenger Agent..... Phoenix, Ariz.  
New Mexico District—  
J. E. BLEDSOE, General Passenger Agent..... El Paso, Tex.  
W. G. PEOPLES, Vice-President, System Freight Traffic..... San Francisco, 5, Calif.  
L. A. BROCKWELL, Asst. V. P., System Freight Traffic..... San Francisco, 5, Calif.  
A. G. PARKER, Asst. to V. P., System Freight Traffic..... San Francisco, 5, Calif.  
H. W. KLEIN, General Freight Traffic Manager, Rates and Divisions..... San Francisco, 5, Calif.  
H. L. SMITH, Freight Traffic Manager, Rates and Divisions..... San Francisco, 5, Calif.  
C. D. TAYLOR, Manager of Industrial Development..... San Francisco, 5, Calif.  
H. E. MCNAUGHT, Manager Perishable Freight Traffic..... San Francisco, 5, Calif.  
W. W. HAZELRIGG, General Agent—Merchandise Traffic..... San Francisco, 5, Calif.  
Central District—  
P. P. DOUGHERTY, Freight Traffic Manager..... San Francisco, 5, Calif.  
M. T. AUSTIN, Foreign Freight Agent..... San Francisco, 5, Calif.  
Northern District—  
F. C. NELSON, Freight Traffic Manager..... Portland, 4, Ore.  
E. C. ORDWAY, General Freight Agent..... Portland, 4, Ore.  
Southern District—  
V. F. FRIZZELL, Freight Traffic Manager..... Los Angeles, 14, Calif.  
R. A. HOUCK, General Freight Agent..... Los Angeles, 14, Calif.  
G. A. ERICKSON, General Industrial Agent..... Los Angeles, 14, Calif.  
Arizona District—  
L. H. TRIMBLE, General Freight Agent..... Phoenix, Ariz.  
New Mexico District—  
F. D. BUNSEN, General Freight Agent..... El Paso, Tex.

### Other Departments

J. H. GRIDLEY, Manager..... Dining Car Department..... San Francisco, 5, Calif.  
OSCAR INGELS, Manager..... Bureau of News..... San Francisco, 5, Calif.

### General Agencies—Traffic Department

AMARILLO, TEX. 710 Barfield Bldg..... (Phone 4651)  
E. M. VERNON..... General Agent  
ATLANTA, 3, GA. 314 Volunteer Bldg..... (Phone Walnut 4889)  
T. G. BURGESS, General Agent..... R. G. STEPHENS, District Passenger Agent  
BIRMINGHAM, 3, ALA. 501-6 Empire Bldg., 1928 First Ave., No. ....  
T. H. SWANN, General Agent..... (Phone 3-6244)  
BOSTON, 8, MASS. 209 Old South Bldg., 294 Washington Street  
T. J. LUCEY, General Agent..... (Phone Liberty 2-9244)  
F. J. MAGUIRE..... District Passenger Agent  
BUFFALO, 3, N. Y. 201 Ellicott Square..... (Phone Cleveland 4668, 4669)  
R. J. DESHEANO..... General Agent  
BUTTE, MONT. P. O. Box 1938. C. A. LOWE, Traveling Frt. and Pass. Agent  
CHATTANOOGA, 2, TENN. 1012 James Building..... (Phone 6-0366)  
W. H. STEEN..... Traveling Freight and Passenger Agent  
CHICAGO, 4, ILL. 77 East Jackson Boulevard..... (Phone Webster 9-2244)  
C. E. DARKUS..... General Agent Passenger Dept.  
H. J. RICHARDSON..... General Agent Passenger Department  
CHICAGO, 4, ILL. Room 1820, 310 South Michigan Ave.  
J. J. KANE, General Agent Freight Dept..... (Phone Webster 9-2244)  
CINCINNATI, 2, O. 408 Traction Bldg., Fifth and Walnut Streets  
(Phone Main 1602-1603)  
GEO. L. HALENKAMP, General Agent..... EVERETT L. SMITH, Dist. Pass. Agent  
CLEVELAND, 13, O. 1130 Terminal Tower Bldg., 50 Public Square  
(Phone Main 1-3412)  
HARRY REYBURN, General Agent..... O. E. STAHLBERG, Dist. Pass. Agent  
DENVER, 2, COLO. 808-809 Patterson Bldg., 17th and Welton Streets  
D. R. OWEN, General Agent..... (Phone Keystone 6146, 6147)  
DETROIT, 26, MICH. 205-7 Majestic Bldg. (Phones Woodward 1-6094, 95, 96)  
ROBERT McDOWELL, General Agent..... P. KOCHER, Dist. Pass. Agent  
INDIANAPOLIS, 4, IND. 309 Merchants Bank Bldg., 11 South Meridian St.  
JOHN L. JEFFRIES, General Agent..... (Phone Market 4509)  
JACKSONVILLE, 2, FLA. 1217 Florida Title Building..... (Phone 5-9359)  
J. REED BARRETT, JR..... District Freight and Passenger Agent  
KANSAS CITY, 6, MO. 802-5 Waldheim Bldg., 6 East 11th St.  
(Phone Victor 7590)  
C. G. MENGEL, General Agent..... L. J. POWERS, Dist. Pass. Agent  
LOUISVILLE, 2, KY. 296 Starks Bldg..... (Phone Jackson 1161)  
CLIFFORD P. HARELL..... District Freight and Passenger Agent  
MEMPHIS, 3, TENN. 725-729 Exchange Bldg., 130 Madison Ave.  
C. A. BEVIS, General Agent..... (Phones 5-7447, 7448)  
MILWAUKEE, 3, WIS. 231 West Wisconsin Ave..... (Phone Broadway 2-1418)  
O. C. GRANT..... Asst. Gen. Agent Passenger Dept.  
M. S. VOGEL..... Asst. Gen. Agent Freight Dept.  
MINNEAPOLIS, 2, MINN. Room 2030-35, Rand Tower..... (Phone Main 2524)  
J. J. HARR..... General Agent  
NEW YORK, 20, N.Y. Suite 212 International Bldg., 630 Fifth Ave  
(Phone Circle 6-4300)  
JOEL NEWMAN..... General Agent Passenger Department  
R. E. WYNKOOP..... District Passenger Agent  
NEW YORK, 6, N.Y. 165 Broadway..... (Phone Cortland 7-4500)  
E. H. GEIGER..... General Agent Freight Dept.  
OKLAHOMA CITY, 2, OKLA. 924 Cravens Bldg..... (Phone Forest 5-8974)  
J. J. MCCALLEY..... General Agent  
PHILADELPHIA, 2, PA. 700 Packard Bldg., 111 South Fifteenth St.  
(Phone Rittenhouse 6-7477)  
G. E. MACCUBBIN, General Agent..... C. W. GEUTHER, Dist. Pass. Agent  
PITTSBURGH, 19, PA. 1015 Gulf Building, Seventh Ave. and Grant St.  
(Phones Atlantic 1-1467, 68)  
J. E. BOLIN, General Agent..... H. E. SCHUSTER, District Passenger Agent  
ST. LOUIS, 2, MO. 408 Pine Street..... (Phones Chestnut 1-7745, 1-7746)  
A. K. SWANN, General Agent..... GEORGE M. BATTY, District Passenger Agent  
SALT LAKE CITY, 1, UTAH. 14 South Main Street..... (Phone 3-2601)  
T. E. HEWITT..... General Agent  
SAN DIEGO, 1, CAL. 224 Spreckels Bldg., 121 Broadway  
T. FIELDING, District Freight and Passenger Agent..... (Phone Belmont 2-7111)  
SEATTLE, 1, WASH..... Room 218 Vance Bldg., 3rd and Union Streets  
C. G. ALTON, General Agent Passenger Dept..... (Phone Elliott 4357)  
B. D. VAN COURT, 1301-1304 Vance Bldg..... General Agent Freight Dept.  
SPOKANE, 3, WASH. 1129 Old National Bank Building (Phone Riverside 1826)  
T. J. MCCARRY..... General Agent  
TACOMA, 1, WASH..... P. O. Box 1313  
W. E. MANESS..... Traveling Passenger Agent  
TULSA, 3, OKLA. Room 340, Kennedy Bldg., 4th and Boston Sts. (Phone 4-7365)  
JOHN REID..... District Freight and Passenger Agent  
TWIN FALLS, IDA. P. O. Box 59 (Phone 427W)  
C. S. MATHER, JR..... Traveling Freight and Passenger Agent  
WASHINGTON, 5, D.C. Suite 220 Shoreham Bldg., 1501 H St., N.W.  
(Phone Executive 3-1125)  
P. R. CONAGHAN, General Agent..... H. F. BROWN, Dist. Pass. Agent  
WINSTON-SALEM, 3, N. C. 411 Reynolds Bldg..... (Phone 8032)  
C. S. HARRIMAN..... General Agent

### Foreign Agencies—Traffic Department

MEXICO CITY, MEX. Edificio Paris, Avenida 5 de Mayo 32  
L. G. HOFF..... General Traffic Manager—Mexico  
F. V. STARK, Traffic Manager..... J. PARDO VALLINA, General Agent  
GUADALAJARA, MEX. 319-320 San Francisco Building  
JORGE ALARCON..... General Agent  
MONTERREY, MEX. Calle de Morelos 439 Ote. (Pasaje Reina)  
ALFONSO MARQUEZ..... General Agent  
VANCOUVER, 1, B. C. 619 Howe Street  
K. B. CURRIE..... Canadian General Agent

# TRAFFIC REPRESENTATIVES (ON LINE)

ALEXANDRIA, 5, LA. Second and Casson Sts. (Phone 7581):  
S. E. NARROW.....District Frt. and Pass. Agent

AUSTIN, 22, TEX. 301 Congress Avenue (Phone 6-4301):  
B. B. LACEY.....District Frt. and Pass. Agent

BAKERSFIELD, CAL. 800 Baker St. (Phone 4-6461):  
F. H. MOSES.....Traveling Passenger Agent  
C. E. WYKES, Haberfelde Bldg., 1414-17th St.....District Freight Agent

BEAUMONT, TEX. Pearl and Crockett Sts. (Phone 4-5621):  
MURRAY SONGER.....District Passenger Agent  
H. F. DENNIS.....District Freight Agent

BERKELEY, 2, CAL. S.P. Passenger Station, 3rd and University Ave.  
(Phone TEmplebar 2-2121):  
KENNETH E. GOY.....Traveling Passenger Agent

COLTON, CAL. S. P. Station. Phone { Colton 1120  
Riverside 6993  
San Bernardino 5167  
H. H. HUBER.....Traveling Passenger Agent

CORPUS CHRISTI, TEX. Belden and North Broadway (Phone 2-7404):  
W. E. BROWN.....District Frt. and Pass. Agent

DALLAS, 1, TEX. Adolphus Hotel Arcade, Main Street Entrance  
(Phone RAndolph 8611):  
B. H. TANNER.....District Passenger Agent  
E. J. SCHAFER, 2300 Canton Street.....District Freight Agent

EL CENTRO, CAL. S. P. Sta.—Main bet. 3rd & Broadway (Phone 1580):  
L. M. FORD.....District Frt. and Pass. Agent

ELKO, NEV. 384 Railroad St. (Phone 44):  
R. C. MILLS.....Traveling Frt. and Pass. Agent

EL PASO, TEX. 416 N. Stanton St. (Phone 2-7711):  
M. R. MONTGOMERY.....City Passenger and Ticket Agent

EUGENE, ORE. (Phone 4-1441):  
G. W. CLARK, U. S. Natl. Bank Bldg.....District Freight Agent  
R. H. HUNT (Pass. Station).....Traveling Passenger Agent

EUREKA, CAL. N. W. P. RR. Depot. (Phone Hlside 3-0851):  
H. J. MAHAN. (N. W. P.) ..Asst. District Freight and Passenger Agent

FORT WORTH, 2, TEX. 410-414 Century Bldg. 108 West Eighth St.  
H. L. JONES (Phone FAnnin 9151).....District Freight Agent  
J. D. SMITH.....Traveling Passenger Agent

FRESNO, 1, CAL. Pass. Station. H and Mariposa Sts. (Phone 3-2241):  
W. T. PLUMMER.....District Passenger Agent  
G. A. THOMAS.....District Freight Agent

GALVESTON, TEX. 2022 Market St. (Phone 3-4611):  
M. J. HENRY.....District Frt. and Pass. Agent

GLENDALE, 3, CAL. 106 North Brand Blvd. (Phone Citrus 1-5166):  
A. J. HOWARD.....District Passenger Agent

HARLINGEN, TEX. 122 West Jefferson St. (Phone 565):  
R. E. JOHNSON.....District Freight Agent

HAWARD, CAL. S. P. Station, 25 "A" St. (Phone ELgin 1-2286):  
N. TOOKER.....Traveling Passenger Agent

HOUSTON, 1, TEX. (Phone CApitol 1121):  
H. A. SHIVER, 913 Texas Ave.....District Passenger Agent  
ALEEN FOX.....Station Passenger Agent  
E. L. BOURG (S. P. Bldg., 907 Franklin Ave.).....District Freight Agent

KLAMATH FALLS, ORE. Underwood Bldg., 7th and Main Sts. (Ph. 2-2501):  
G. W. MORGAN.....District Frt. and Pass. Agent

LAKE CHARLES, LA. Majestic Hotel Bldg. (Phone 63605):  
C. W. MURRELL.....District Frt. and Pass Agent

LONG BEACH, 2, CAL. 132 West Ocean Blvd. (Phone 72991):  
L. OVERMAN.....District Passenger Agent  
N. L. SMITH, 156 West Ocean Blvd.....District Freight Agent

LOS ANGELES, 14, Cal. P.E.Bldg., 610 So. Main St. (Phone Mich. 6161):  
J. E. RICHARDSON.....District Passenger Agent  
C. H. HOWARD.....Asst. Dist. Pass. Agent  
W. D. KELLER.....District Freight Agent  
J. E. BLACKBURN.....Asst. Dist. Frt. Agent

MARYSVILLE, CAL. S.P. Passenger Station, 6th and A Sts.  
(Phone 2-2489):  
H. B. HOLLIMON.....Traveling Frt. and Pass. Agent

MEDFORD, ORE. S. P. Station, 5th and Front Sts. (Phone 2-7173):  
R. H. HOLMES.....District Frt. and Pass. Agent

MERCED, CAL. S. P. Station, N and 16th Sts. (Phone RA 2-4464):  
J. D. HIGHTOWER.....Traveling Frt. and Pass. Agent

MODESTO, CAL. S. P. Station, 9th and J Sts. (Phone 3-6431):  
J. D. RICH.....Traveling Frt. and Pass. Agent

MONTEREY, CAL. S. P. Station (Phone Monterey 5-5550):  
L. V. OWENS.....Passenger Agent

NEW IBERIA, LA. Washington and Railroad Aves. (Phones 84 and 85):  
A. M. DESONIER.....Traveling Frt. and Pass. Agent

NEW ORLEANS, 12, LA. (Phone Magnolia 4411):  
J. R. MCINTYRE, 201 St. Charles Ave.....District Passenger Agent  
B. J. CAMPBELL, JR.—W. C. HALE.....Station Passenger Agents  
L. J. KARTER, 610 Poydras St., 11 (Phone Magnolia 4411):  
.....District Freight Agent

OAKLAND 7, CAL. S. P. Station, 1st and Broadway (TEmplebar 2-2121):  
L. E. RENNER.....District Passenger Agent  
JACK ROCHE.....Asst. Dist. Pass. Agent  
C. H. REEVES.....District Freight Agent  
F. M. GUERIN.....Asst. Dist. Frt. Agent

OGDEN, UTAH, Union Station, 25th St. and Wall Ave. (Phone 7584):  
E. A. BANCROFT.....Traveling Frt. and Pass. Agent

OXNARD, CAL. S. P. Station (Phone 16)  
H. A. JOHNSON.....Traveling Passenger Agent

PALM SPRINGS, CAL. 247 No. Palm Canyon Drive (Phone 2235):  
F. D. HINES.....Traveling Passenger Agent

PALO ALTO, CAL. S. P. Station (Phone DAVenport 3-6105):  
J. J. McDONOUGH.....District Passenger Agent

PASADENA, 1, CAL. 10 So. Arroyo Parkway (Phone SYcamore 3-1164):  
J. S. STETLER.....District Passenger Agent

PHOENIX, ARIZ. (Phone Alpine 2-1771):  
A. W. PRENOVOST, Room 11, Union Station,  
401 West Harrison St.....District Passenger Agent  
R. A. GREENWADE, 234 North Central Ave.....District Freight Agent

PITTSBURG, CAL. S. P. Station (Phone 2-2974):  
RALPH O. HUBBARD.....Traveling Passenger Agent

POMONA, CAL. Commercial St. and Garey Ave. (Phone LYcoming 2-5567):  
W. E. CAMPBELL.....District Passenger Agent

PORTLAND, 4, ORE. Pacific Bldg. (Phone ATwater 8181):  
L. H. FREDERICK.....District Freight Agent

REDDING, CAL. S.P. Freight Station, Yuba and Center Sts.  
(Phone 829, 830):  
IRA BEALOCK.....Traveling Frt. and Pass. Agent

RENO, NEV. Pass. Sta., Commercial Row and Lake St. (Phone 2-0661):  
J. H. MAEAN.....District Frt. and Pass. Agent

RICHMOND, CAL., S.P. Sta., 16th & Macdonald Ave. (Phone Beacon 2-4162):  
A. V. HALLING.....Traveling Passenger Agent

RIVERSIDE, CAL. 3900 Market Street (Phone 6181):  
G. T. BROWN.....District Frt. and Pass. Agent

ROSEBURG, ORE. Freight Sta., Cor. Sheridan & West Lane (Phone 3-6162):  
P. F. CARBON.....Asst. District Frt. and Pass. Agent

SACRAMENTO, 14, CAL. S. P. Sta., 4th and I Sts. (Phone GIlbert 3-8011):  
G. V. HOIT.....District Passenger Agent  
O. H. GIBSON.....District Freight Agent

SALEM, ORE. Room 220, Pioneer Trust Bldg.:  
A. T. CARLSTON.....District Freight Agent

SALINAS, CAL. S. P. Station (Phone 7331):  
W. S. WOOD.....District Frt. and Pass. Agent

SAN ANTONIO, 5, TEX. Passenger Station, 654 East Commerce St.  
(Phone Garfield 3271):  
C. H. SCHUMACHER.....Passenger and Ticket Agent  
G. E. MARSHALL.....Station Passenger Agent  
M. H. ERSKINE.....District Freight Agent

SAN FRANCISCO, 5, CAL. 105 Market St. (Phone DOuglas 2-1212):  
J. B. HAGGERTY.....District Passenger Agent  
D. W. WICKS.....Asst. Dist. Pass. Agent  
C. E. WARD, 77 Market St.....District Freight Agent

SAN JOSE, 10, CAL. S. P. Sta. 65 Cahill St. (Phone CYpress 5-2424):  
C. H. MUELLER.....District Passenger Agent  
J. T. MCCANN.....District Freight Agent

SAN PEDRO, CAL. 711 South Pacific Ave. (Phone Terminal 2-6414):  
H. A. HANSEN.....District Freight Agent  
I. L. LOGAN.....Traveling Passenger Agent

SANTA ANA, CAL. 1030 East Fourth St. (Phone Kimberly 3-8267):  
E. B. SHARPLEY.....District Passenger Agent

SANTA BARBARA, CAL. S. P. Station, 209 State St. (Phone 4171):  
G. C. DRAKE.....District Passenger Agent  
T. M. HARTIGAN.....District Freight Agent

SANTA MONICA, CAL. 201 Santa Monica Blvd. (Phone EXbrook 5-0958):  
RAYMOND P. FANSETT.....District Passenger Agent

SANTA ROSA, CAL. N. W. P. RR. Depot, 4th & Wilson Sts. (Phone 88):  
H. J. THIGPEN.....(Joint S.P.-N.W.P.) Traveling Passenger Agent

SHREVEPORT, 24, LA. 811 Shelby Bldg., 306 Milam St. (Phone 5-4203):  
L. L. TOMME.....District Frt. and Pass. Agent

STOCKTON, 3, CAL. Pass. Station, 949 East Channel  
(Phone HO. 5-5661):  
L. S. STITT.....District Frt. and Pass. Agent

TUCSON, ARIZ. S. P. Station, Toole Ave. at Fifth St. (Phone 3-6911):  
W. T. JONES.....District Passenger Agent  
A. J. FERRO.....District Freight Agent

VAN NUYS, CAL. S. P. Station (Phone STate 5-3195):  
W. A. HANSON.....Traveling Passenger Agent

WACO, TEX. 603-4 Professional Bldg. (Phone 2-1625):  
C. R. DEHM.....District Frt. and Pass. Agent

# S·P

The Friendly Southern Pacific  
**TIME TABLES**



*Overland Route* CHICAGO · SAN FRANCISCO




*Shasta Route* PORTLAND · SAN FRANCISCO

# S·P

The Friendly Southern Pacific  
**TIME TABLES**



*Sunset Route* NEW ORLEANS · LOS ANGELES



*Golden State Route* CHICAGO · LOS ANGELES

## 4 SCENIC ROUTES

*Directly Serving*

CALIFORNIA · OREGON · NEVADA  
UTAH · ARIZONA · NEW MEXICO  
TEXAS · LOUISIANA

APRIL 25, 1954

## 4 SCENIC ROUTES

*Directly Serving*

LOUISIANA · TEXAS · NEW MEXICO  
ARIZONA · UTAH · NEVADA  
OREGON · CALIFORNIA

APRIL 25, 1954