

Ticket Agent Edition

OCTOBER 27, 1957 TO JANUARY 15, 1958



**SYSTEM
TIME TABLES**

Prepared for use by Ticket and Travel Agents
This folder is the property of:

The Atchison, Topeka and Santa Fe Railway System

Ticket Agent Edition

OCTOBER 27, 1957 TO JANUARY 15, 1958



**SYSTEM
TIME TABLES**

Prepared for use by Ticket and Travel Agents
This folder is the property of:

The Atchison, Topeka and Santa Fe Railway System

Table	
Val Verde, Cal.	58
Van Ness, Cal.	★
Yanora, Kans.	26
Yanos, Okla.	73
Yarnes, Kans.	31
Vaughn N. M. A, B, 7, 10a	1
Venable, Tex.	74
Venida, Cal.	★
Venta, Cal.	5a
Venus, Tex.	★
Vera, Okla.	8
Verdemont, Cal.	5
Verona, Ill.	1
Vicksburg, Ariz.	55a
Victorville, Cal.	5
Vidal, Cal.	12
Vlew, Tex.	G, 10a
Vilas, Colo.	40
Vilas, Kans.	17
Villa, Tex.	10a, 66
Vine Creek, Kans.	35
Vinland, Kans.	22
Vinton, Tex.	9a
Viola, Kans.	★
Virgil, Kans.	33
Virginia Point, Tex.	65
Visalia, Cal.	54, 62
Vista, Cal.	61
Viva, Kans.	20

Table	
Votaw, Tex.	76
Voth, Tex.	74
Vroman, Colo.	10b

W

Wadsworth, Kans.	16
Wadsworth, Tex.	77
Wagon Mound, N. M.	3
Wahtoke, Cal.	63
Waka, Tex.	81
Wakarusa, Kans.	2
Wakita, Okla.	31
Walapai, Ariz.	4
Waldeck, Kans.	32
Waldo, N. M.	3
Wall, Ariz.	55a
Walls, Tex.	10a, 65
Walnut, Kans.	24
Walsh, Colo.	40
Walton, Kans.	2
Wanette, Okla.	73
Waples, Tex.	67
Warwick, Colo.	41
Wasco, Cal.	6
Washington, D. C.	C
Washington, Ill.	13
Water Canyon, N. M.	52

Table	
Water Valley, Tex.	76a
Watrous, N. M.	★
Watson, Cal.	3
Watson, Tex.	67
Waukegan, Tex.	76
Waukena, Cal.	62
Waveland, Colo.	41
Waverly, Kans.	20
Way, Kans.	2
Wayne, Okla.	64
Waynoka, Okla.	I, 7, 40a
Wayside, Kans.	8
Weatherford, Tex.	★
Webb, Ariz.	11
Webber, Kans.	25
Weisel, Cal.	59
Weich, Ariz.	4
Welda, Kans.	8
Wellington, Kans. A, B, I, 7, 28, 64, 78	8
Wellman, Tex.	88
Wells, Kans.	35
Wellsville, Kans.	2, 8
Wenden, Ariz.	55a
West Cleo, Okla.	78
Westfall, Kans.	36
Wettick, Kans.	3
Wharton, Tex.	77
White, Tex.	9a

Table	
White Deer, Tex.	7, 83
White Eagle, Okla.	64
Whiteface, Tex.	87
Whiteland, Tex.	68, 71
White Rock (No. Dallas) Tex.	D, E, L, 64
Whiteside, Kans.	2
White's Ranch, Tex.	★
Whitewater, N. M.	50, 51
Wichita, Kans. A, B, D, E, I, L, 4, 7, 9, 32, 33, 64, 78	4
Wickenburg, Ariz.	11
Wiggam, Kans.	2
Wigwam, Colo.	10b
Wilbern, Ill.	1
Wilburton, Kans.	39
Wildasin, Cal.	★
Wilder, Kans.	2, 16
Wiley, Colo.	41
Willaha, Ariz.	53
Willard, N. M.	7, 45
Williams, Ariz. A, B, E, G, J, 4, 7, 9, 10a, 53	20
Williamsburg, Kans.	20
Williamsfield, Ill.	1
Willow Springs, Ill.	1
Wilmington, Cal.	★
Wilmore, Kans.	33
Wilsey, Tex.	7

Table	
Wilson, Tex.	89
Wilson, Okla.	69
Wilson Jet., Colo.	41
Wilton, Cal.	5
Winchester, Cal.	58
Wino, Cal.	★
Windom, Kans.	29
Windsor, Tex.	64
Winfield, Kans. 23, 26, 64	4
Wingate, N. M.	4
Wingfoot, Cal.	★
Winnie, Tex.	★
Winoona, Ariz.	4
Winscott, Tex.	67
Winstead, Ariz. A, B, J, 4, 9	6
Wintom, Cal.	6
Wittmann, Ariz.	11
Wolf, Cal.	62
Wolfe City, Tex.	70
Wolfforth, Tex.	88
Wolhurst, Colo.	10b
Wood, Tex.	76
Woodsbro, Cal.	6
Woodward, Okla.	7
Wooland, Tex.	78
Wootton, Colo.	3
Wright, Kans.	2
Wyconda, Mo.	1
Wyeth, Cal.	★

Table	
Wylie, Tex.	70
Wynnewood, Okla.	64

Y

Yaeger, Ariz.	55
Yaggy, Kans.	2
Yale, Okla.	★
Yampai, Ariz.	4
Yarboro, Tex.	76
Yerba, N. M.	80
Yeso, N. M.	7
Yewed, Okla.	78
Yost, Okla.	★
Youens, Tex.	76
Yuca, Ariz.	4

Z

Zacha Jet., Tex.	64
Zarah, Kans.	2
Zediker, Cal.	★
Zenda, Kans.	33
Zenith, Kans.	2
Zephyr, Tex.	66
Zita, Tex.	7, 79
Zuni, N. M.	4

TRAIN RULES

RULES FOR THE SUPER CHIEF, Trains 17 and 18

Extra Fare of \$7.50 on THE SUPER CHIEF will be charged between Chicago or Kansas City and California points. Only first-class tickets will be honored. Proportionate extra fares will apply between points at which the Super Chief stops to receive or discharge passengers. (See table of extra fares on page 43).

On Train 17, THE SUPER CHIEF, westbound advance reservations may be made from scheduled stops Newton and east to Barstow and beyond, also from Chicago and Kansas City to Albuquerque and from Albuquerque to Barstow and beyond.

On Train 18, THE SUPER CHIEF, eastbound advance reservations may be made from Los Angeles, Pasadena, San Bernardino and Barstow to Newton and east, also from Los Angeles, Pasadena, San Bernardino and Barstow to Albuquerque and from Albuquerque to Kansas City and Chicago.

On trains 17 and 18 "special tickets" will not be honored. This includes Special Rate, Clergy, Employe, Charity, D.V.S., V.A.H., Blind and Attendant, Drivers' Tickets or Stock Contracts.

RULES FOR THE CHIEF, Trains 19 and 20

On trains 19 and 20, THE CHIEF, advance reservations may be made between regular scheduled stops.

Other travel may be carried only between intermediate points which are regular stops for these trains as indicated herein, provided Pullman or chair car space is available.

All one way and round trip tickets will be honored except as

follows: Special Rate, Employe, Charity, D.V.S., V.A.H., Blind and Attendant, Drivers' Tickets or Live Stock Contracts. Clergy tickets will be honored for passage in sleeping cars on payment of regular charge for accommodations occupied but will not be honored in chair cars.

RULES FOR THE SAN FRANCISCO CHIEF, Trains 1 and 2

All one way and round trip tickets will be honored except as follows: Special Rate, Employe, Charity, D.V.S., V.A.H., Blind and Attendant, Drivers' tickets or Live Stock Contracts.

Clergy tickets will be honored in sleeping cars on payment of regular charge for accommodations occupied but will not be honored in chair cars.

RULES FOR EL CAPITAN, Trains 21 and 22

On trains 21 and 22 "special tickets" will not be honored. This includes Special Rate, Clergy, Employe, Charity, D.V.S., V.A.H.,

Blind and Attendant, Drivers' tickets or Stock Contracts. (See table of extra fares on page 43).

RULES FOR TEXAS CHIEF, Trains 15 and 16

All one way and roundtrip tickets will be honored except as follows: Tickets endorsed Special Rate and Charity, will not be

honored on these trains. Drover, Livestock, Poultry and Banana Attendant tickets will not be honored.

RULES for the KANSAS CITYAN, Train 11 and the CHICAGOAN, Train 12 also for the TULSAN, Trains 211 and 212

All one way and round trip tickets will be honored except as follows: Special Rate and Charity tickets.

Transcontinental Train Equipment

SUPER CHIEF

Trains 17 and 18

New York City, Washington, Chicago, Kansas City
and Los Angeles

Extra-fare, all-private room and suites streamliner service.

Radio and recorded musical programs in every room.

Indian Guide on eastbound Super Chief between Gallup and Raton, N. M.

Dormitory Lounge Car.....	Chicago and Los Angeles.
Sleeping Car.....	New York and Los Angeles—2 D.R., 4 Comps., 4 D.B.R., and 10 Roomettes, 6 D.B.R. (via N. Y. C. Twentieth Century Limited between New York and Chicago). Washington and Los Angeles—10 Roomettes, 6 D.B.R., (via B.&O. Shenandoah, westbound and Capitol Limited, eastbound between Washington and Chicago). Chicago and Los Angeles—2 D. R., 4 Comps., 4 Double Bedrooms
Turquoise Room-Pleasure Dome Lounge Car.....	Chicago and Los Angeles.
Dining Car.....	Chicago and Los Angeles. Serves all meals. (Fred Harvey Service).
Sleeping Car.....	Chicago and Los Angeles—10 Roomettes, 6 Double Bedrooms. Chicago and Los Angeles—4 D. R., 1 Double Bedroom Pullman Lounge. Kansas City and Los Angeles—10 Roomettes, 6 Double Bedrooms. Ready for occupancy (Westbound) 9:30 pm. May be occupied at Kansas City (Eastbound) until 8:00 am.

THE CHIEF

Trains 19 and 20

Chicago, Kansas City, Denver, Albuquerque,
Los Angeles and San Diego

Pullman and Chair Car streamliner service.

All chair car seats reserved. \$2.00 service charge between Chicago and Los Angeles, with similar charge between intermediate points

Dormitory Baggage Lounge	Chicago and Los Angeles.
Sleeping Car.....	Chicago and Los Angeles—10 Roomettes, 3 Double Bedrooms, 2 Compartments. Chicago and Los Angeles—10 Roomettes, 6 D. B. R.
Big Dome Lounge Car.....	Chicago and Los Angeles.
Dining Car.....	Chicago and Los Angeles. (Fred Harvey Service).
Sleeping Car.....	Denver and Los Angeles—6 Section, 6 Roomettes, 4 D. B. R. (On No. 201-200 Denver to La Junta; on No. 191-190 La Junta to Denver.)
Reserved Seat Chair Cars.....	Chicago and Los Angeles (reclining seats). Chicago, Kansas City and Denver. Denver and Los Angeles.

EL CAPITAN

New Hi-Level Streamlined El Capitan Equipment

Chicago, Kansas City, Albuquerque and Los Angeles

All-chair-car streamliner service. Extra Fare.

Courier-Nurse Service. Radio and recorded musical programs.

Indian Guide on westbound El Capitan between Raton and Gallup, N. M.

(All seats Reserved)

Baggage Dormitory Car.....	Chicago and Los Angeles.
Hi-Level Chair Car.....	Chicago and Los Angeles (68 seats) One Car. Chicago and Los Angeles (72 seats) Two Cars.
Hi-Level Dining Car.....	Chicago and Los Angeles. (80 seats) Serving all meals. Fred Harvey service.
Hi-Level Lounge Car.....	Chicago and Los Angeles (86 seats).
Hi-Level Chair Car.....	Chicago and Los Angeles (72 seats) Three Cars. Chicago and Los Angeles (68 seats) One Car.

SAN FRANCISCO CHIEF

Trains 1 and 2

Chicago, Kansas City, Topeka, Amarillo,
Oakland and San Francisco

Pullman and Chair Car Streamliner Service.

Courier-Nurse Service. Radio and recorded musical programs.

All chair car seats reserved between Chicago and Oakland-San Francisco and all intermediate points

Baggage Car.....	Chicago and Oakland.
Sleeping Car.....	Chicago and Oakland—10 Roomettes, 3 D. B. R., 2 Comps. Chicago and Oakland—4 D.R., 1 Double Bedroom Pullman Lounge. Chicago and Phoenix—(Effective Nov. 24) 2 D. R., 4 Comps; 4 D. B. R. (On No. 47 Ash Fork to Phoenix; on No. 42 Phoenix to Ash Fork). Chicago and Lubbock—6 Section, 6 Roomette, 4 D. B. R. (On No. 93 Amarillo to Lubbock; on No. 94 Lubbock to Amarillo). Kansas City and Oakland—10 Roomettes, 6 D. B. R. (Ready for occupancy at Kansas City 9:30 pm. May be occupied eastbound until 7:30 am at Kansas City.) Houston and Oakland—8 Section, 2 Comps., 2 D. B. R. (On No. 66-75 to Clovis; on No. 76-65 from Clovis.)
Big Dome Lounge Car.....	Chicago and Oakland.
Dining Car.....	Chicago and Oakland. Serving all meals. (Fred Harvey Service).
Reserved Seat Chair Cars.....	Chicago and Oakland. Houston and Oakland.

THE GRAND CANYON—(Northern Section)

Trains 123 and 124 Via La Junta and Albuquerque

Chicago, Kansas City, Topeka, and Los Angeles

Pullman and Chair Car Service.

Dormitory-Lounge Car.....	Chicago and Los Angeles.
Sleeping Car.....	Chicago and Los Angeles—8 Section, 2 Compartment, 2 Double Bedroom Chicago and Los Angeles—14 Sections. Chicago and Phoenix—8 Sec., D. R., 3 D. B. R. (On No. 47 Ash Fork to Phoenix; on No. 42 Phoenix to Ash Fork). Last trip Nov. 23, 1957.
Dining Car.....	Chicago and Los Angeles. (Fred Harvey Service).
Chair Cars.....	Chicago and Los Angeles.
Club Lounge-Car.....	Los Angeles and San Diego. (On connecting train).

THE GRAND CANYON—(Southern Section)

Trains 123-23-123 and 124-24-12 Via Amarillo and Clovis

Chicago, Kansas City, Ottawa Jct., and
Los Angeles

Dormitory-Lounge Car.....	Chicago and Kansas City. Clovis and Winslow. Winslow and Los Angeles.
Sleeping Car.....	Dallas and Los Angeles—6 Sec., 6 Roomette, 4 D. B. R. (On No. 112-77-75 Dallas to Clovis; on No. 76-78-111 Clovis to Dallas.) Kansas City and Los Angeles—8 Section, D. R., 2 Comps.
Dining Car.....	Chicago and Kansas City. Clovis and Winslow. Winslow and Los Angeles. (Fred Harvey Service).
Snack Chair Car.....	Waynoka and Clovis. (Fred Harvey Service)
Club Lounge-Car.....	Los Angeles and San Diego. (On connecting train).
Chair Car.....	Chicago and Los Angeles. (With change). Dallas and Los Angeles (On No. 112-77-75 Dallas to Clovis; on No. 76-78-111 Clovis to Dallas.)

EXPLANATORY NOTES: Sec.—Section; D. R.—Drawing-room; Comp.—Compartment; Obs.—Observation; D. B. R.—Double Bedroom.

Westbound Condensed Transcontinental Schedules

Miles	Table A		No. 19 The Chief Sleeping Cars and Chair Cars Daily Example	No. 123 The Grand Canyon Northern Section Via La Junta Daily Example	No. 123-23-123 The Grand Canyon Southern Section Via Amarillo Daily Example	No. 1 San Francisco Chief Sleeping Cars and Chair Cars Daily Example	No. 21 El Capitan Extra Fare Coach Passengers only Daily Example	No. 17 The Super Chief Extra Fare Standard Sleeping Cars only Daily Example
0	Lv Chicago (C.S.T.)	9.10 AM Sun	12.01 PM Sun	12.01 PM Sun	4.00 PM Sun	5.45 PM Sun	7.00 PM Sun	
37.5	" Joliet	9.55 AM "	12.55 PM "	12.55 PM Sun	4.50 PM "	6.35 PM "	7.53 PM "	
89.6	" Streator	10.40 AM "	1.50 PM "	1.50 PM "	5.35 PM "	7.20 PM "	8.40 PM "	
130.1	" Chillicothe	11.15 AM "	2.30 PM "	2.30 PM "	6.10 PM "	7.55 PM "	9.15 PM "	
177.5	" Galesburg, Ill.	11.59 AM "	3.25 PM "	3.25 PM "	6.55 PM "	8.40 PM "	10.00 PM "	
232.9	" Ft. Madison, Ia.	12.50 PM "	4.30 PM "	4.30 PM "	7.45 PM "	9.35 PM "	10.55 PM "	
451.1	Ar Kansas City, Ia.	4.35 PM "	8.30 PM "	8.30 PM "	11.15 PM "	1.05 AM Mon	2.35 AM Mon	
451.1	Ar Kansas City, Mo.	4.55 PM "	9.30 PM "	9.15 PM "	11.35 PM "	1.15 AM "	2.45 AM "	
490.8	" Lawrence, Kan.	5.16.9 "	10.15 PM "	10.15 PM "	12.15 AM Mon	1.45 AM "	2.50 AM "	
516.9	" Topeka	6.40 PM "	12.30 AM Mon	11.15 PM "	12.45 AM "	1.55 AM "	3.00 AM "	
578.2	" Emporia	7.50 PM "	2.10 AM "	12.50 AM Mon	3.10 AM "	4.15 AM "	3.50 AM "	
636.2	" Newton	8.20 PM "	2.55 AM "			4.45 AM "	5.50 AM "	
689.1	" Hutchinson	10.07 PM "	5.15 AM "			5.28 AM "	8.00 AM "	
789.3	Ar Dodge City (C.S.T.)	9.10 PM "	4.25 AM "			6.25 AM "	7.03 AM "	
789.3	Lv Dodge City, Kan. (M.S.T.)	11.59 PM "	8.00 AM "			8.10 AM "	9.45 AM Mon	
991.7	Ar La Junta, Colo.	3.00 AM Mon						
1056.6	Ar Pueblo	5.00 AM "						
1100.1	" Colorado Springs	6.00 AM "						
1174.9	Ar Denver	7.50 AM "						
0	Lv Denver	5.00 PM Sun						
74.8	" Colorado Springs	7.00 PM "						
119.3	" Pueblo	7.55 PM "						
183.2	Ar La Junta	9.15 PM "						
991.7	Lv La Junta	12.15 AM Mon	8.25 AM Mon			8.15 AM Mon	9.50 AM Mon	
1073.5	" Raton, N. M.	2.33 AM "	11.00 AM "			10.35 AM "	12.08 PM "	
1206.3	" Las Vegas	4.33 AM "	1.20 PM "			12.40 PM "	2.10 PM "	
1270.5	Ar Lamy	6.15 AM "	3.18 PM "			2.24 PM "	3.54 PM "	
1288.6	Ar Santa Fe (Motor Coach)	6.45 AM Mon	4.00 PM Mon			3.05 PM Mon	4.30 PM Mon	
0	Lv Santa Fe (Motor Coach)	5.30 AM Mon	2.30 PM Mon			1.40 PM Mon	3.10 PM Mon	
1338.1	Ar Albuquerque	7.30 AM Mon	4.50 PM Mon			3.45 PM Mon	5.15 PM Mon	
636.2	Lv Newton (C.S.T.)			12.50 AM Mon	3.10 AM Mon			
663.4	" Wichita			1.45 AM "	3.45 AM "			
697.5	" Wellington, Kan.			2.50 AM "	4.35 AM "			
1010.4	Ar Amarillo, Tex.			9.15 AM "	9.30 AM "			
0	Lv Amarillo, Tex.			9.35 AM Mon	9.35 AM Mon			
121.6	Ar Lubbock, Tex.			11.59 AM "	11.59 AM "			
1010.4	Lv Amarillo, Tex.			9.30 AM Mon	9.40 AM Mon			
1114.1	Ar Clovis, N. M. (C.S.T.)			11.50 AM "	11.30 AM "			
1114.1	Lv Clovis (M.S.T.)			11.15 AM "	10.50 AM "			
1244.9	" Vaughn			1.55 PM "	G12.50 PM "			
1353.9	Ar Belen			4.25 PM "	2.50 PM "			
1338.1	Lv Albuquerque	7.40 AM Mon	5.00 PM Mon			3.55 PM Mon	5.25 PM Mon	
1499.2	" Gallup, N. M.	10.00 AM "	7.33 PM "	7.13 PM Mon	5.12 PM Mon	6.15 PM "	7.45 PM "	
1627.1	" Winslow, Ariz.	11.47 AM "	9.50 PM "	9.50 PM "	7.00 PM "	8.02 PM "	9.32 PM "	
1685.5	" Flagstaff	12.51 PM "	11.05 PM "	11.05 PM "	8.05 PM "	8.44 PM "		
1719.4	Ar Williams	1.33 PM "	12.05 AM Tues.	12.05 AM Tues.	8.44 PM Tues.	9.46 PM Tues.		
1719.4	Lv Williams	1.45 PM Mon			10.00 PM Mon	10.00 PM Mon		
1783.7	Ar Grand Canyon	3.30 PM Mon			11.45 PM Mon	11.45 PM Mon		
0	Lv Grand Canyon	11.30 AM Mon			6.40 PM Mon	6.40 PM Mon		
64.3	Ar Williams	1.15 PM "			8.25 PM Mon	8.25 PM Mon		
1719.4	Lv Williams	1.33 PM Mon	12.05 AM Tues.	12.05 AM Tues.	8.44 PM Mon	9.46 PM Mon		
1742.4	Ar Ash Fork		1.07 AM "	1.07 AM "	9.40 PM Tues.	10.32 PM Tues.		
1742.4	Lv Ash Fork		1.15 AM Tues.	1.15 AM Tues.	1.15 AM Tues.	1.15 AM Tues.		
1742.4	Lv Ash Fork		2.45 AM Tues.	2.45 AM Tues.	2.45 AM Tues.	2.45 AM Tues.		
1799.5	Ar Prescott		7.30 AM Tues.	7.30 AM Tues.	7.30 AM Tues.	7.30 AM Tues.		
1936.8	Ar Phoenix		1.07 AM Tues.	1.07 AM Tues.	9.40 PM Mon	J10.32 PM Mon		
1742.4	Lv Ash Fork		1.53 AM "	1.53 AM "	10.22 PM "	11.12 PM "	12.43 AM Tues.	
1769.8	" Seligman, Ariz. (M.S.T.)	3.02 PM Mon	3.50 AM "	3.50 AM "	11.45 PM "	12.36 AM Tues.	1.56 AM Tues.	
1918.8	Ar Needles, Calif. (P.S.T.)	4.30 PM "	4.00 AM "	4.00 AM "	11.55 PM Tues.	12.46 AM "	2.05 AM Tues.	
1918.8	Lv Needles	4.40 PM "	7.30 AM "	7.30 AM "	2.45 AM "	3.32 AM "	4.52 AM "	
2086.4	Ar Barstow	7.30 PM "	7.45 AM "	7.45 AM "		3.37 AM "	4.57 AM "	
2086.4	Lv Barstow	7.35 PM "	9.55 AM "	9.55 AM "		5.30 AM "	6.47 AM "	
2167.5	Ar San Bernardino	9.26 PM "	10.25 AM "	10.25 AM "		R.R. "	R.R. "	
2177.9	Ar Riverside	R.R. "				6.40 AM "	7.55 AM "	
2217.8	Ar Pasadena	10.40 PM "				7.00 AM Tues.		
0	Lv Pasadena (Motor Coach)	10.45 PM Mon				8.15 AM Tues.		
26.5	Ar Long Beach	11.50 PM "				7.15 AM Tues.		
2223.7	Ar Los Angeles (P.S.T.)	11.15 PM Mon	12.10 PM Tues.	12.10 PM Tues.		8.30 AM Tues.		
0	Lv Los Angeles (P.S.T.)	No. 80 11.45 PM Mon	No. 74 2.00 PM Tues.	No. 74 2.00 PM Tues.	No. 1 3.00 AM Tues.	No. 70 7.45 AM Tues.	No. 72 10.30 AM Tues.	
127.9	Ar San Diego (P.S.T.)	3.00 AM Tues.	4.45 PM Tues.	4.45 PM Tues.	6.40 AM Tues.	10.30 AM Tues.	1.15 PM Tues.	
2086.4	Lv Barstow (P.S.T.)		Motor Coach 7.40 AM Tues.	Motor Coach 7.40 AM Tues.	Motor Coach 7.40 AM Tues.	Motor Coach 7.40 AM Tues.	Motor Coach 7.40 AM Tues.	
2227.4	Ar Bakersfield		10.35 AM Tues.	10.35 AM Tues.	6.40 AM Tues.	10.35 AM Tues.	10.35 AM Tues.	
2227.4	Lv Bakersfield		No. 61 11.00 AM "	No. 61 11.00 AM "	No. 1 6.45 AM "	No. 61 11.00 AM "	No. 61 11.00 AM "	
2337.8	Ar Fresno		12.41 PM "	12.41 PM "	8.30 AM "	12.41 PM "	12.41 PM "	
2395.8	" Merced		1.40 PM "	1.40 PM "	9.30 AM "	1.40 PM "	1.40 PM "	
2461.1	" Stockton		2.45 PM "	2.45 PM "	10.40 AM "	2.45 PM "	2.45 PM "	
2495.5	" Pittsburg		3.25 PM "	3.25 PM "	11.20 AM "	3.25 PM "	3.25 PM "	
2537.3	" Berkeley		4.37 PM "	4.37 PM "	12.50 PM "	4.37 PM "	4.37 PM "	
2540.2	" Oakland		4.50 PM Tues.	4.50 PM Tues.	1.05 PM Tues.	4.50 PM Tues.	4.50 PM Tues.	
2547.2	Ar San Francisco (P.S.T.)		5.15 PM Tues.	5.15 PM Tues.	1.30 PM Tues.	5.15 PM Tues.	5.15 PM Tues.	

Rules for
Trains No.
1, 2, 17, 18,
19, 20, 21,
and 22
shown on
page 6
For expla-
nation of
Reference
Notes see
pages 14
and 15.

Eastbound Condensed Transcontinental Schedules

Miles	Table B		No. 2 San Francisco Chief Sleeping Cars and Chair Cars Daily Example	No. 124 The Grand Canyon Northern Section Via La Junta Daily Example	No. 124-24-12 The Grand Canyon Southern Section Via Amarillo Daily Example	No. 22 El Capitan Extra Fare Coach Passengers only Daily Example	No. 18 The Super Chief Extra Fare Standard Sleeping Cars only Daily Example	No. 20 The Chief Sleeping Cars and Chair Cars Daily Example				
0 127.9	Lv. San Diego (P.S.T.) Ar. Los Angeles		No. 73 10.00AM 12.45PM	Sun.	No. 73 10.00AM 12.45PM	Sun.	No. 73 10.00AM 12.45PM	Sun.	No. 77 3.30PM 6.25PM	Sun.	No. 79 6.00PM 8.30PM	Sun.
0 26.5	Lv. Los Angeles (P.S.T.) Ar. Pasadena		No. 124 1.15PM	Sun.	No. 124 1.15PM	Sun.	No. 22 1.30PM	Sun.	No. 18 7.00PM	Sun.	No. 20 9.00PM	Sun.
9.1	Lv. Pasadena											
59.5 140.5	Lv. Riverside Lv. San Bernardino Ar. Barstow		2.40PM 3.13PM 6.25PM	Sun. Sun. Sun.	2.40PM 3.13PM 6.25PM	Sun. Sun. Sun.	1.58PM 3.07PM 4.58PM	Sun. Sun. Sun.	7.28PM 8.37PM 10.30PM	Sun. Sun. Sun.	9.30PM 10.40PM 12.40AM	Sun. Sun. Mon.
0 7.0	Lv. San Francisco (P.S.T.) " Oakland	No. 2 11.00AM 11.25AM	Sun. Sun.	No. 60 7.45AM 8.10AM	Sun. Sun.	No. 22 7.45AM 8.10AM	Sun. Sun.	No. 18 11.00AM 11.25AM	Sun. Sun.	No. 20 11.00AM 11.25AM	Sun. Sun.	
9.9 50.7	" Berkeley " Pittsburg	11.36AM 12.47PM	Sun. Sun.	8.21AM 9.31AM	Sun. Sun.	8.21AM 9.31AM	Sun. Sun.	11.36AM 12.47PM	Sun. Sun.	11.36AM 12.47PM	Sun. Sun.	
86.1 151.4	" Stockton " Merced	12.47PM 2.30PM	Sun. Sun.	10.08AM 11.15AM	Sun. Sun.	10.08AM 11.15AM	Sun. Sun.	11.36AM 12.47PM	Sun. Sun.	11.36AM 12.47PM	Sun. Sun.	
209.4 319.8	" Fresno Ar. Bakersfield	2.30PM 3.30PM 5.25PM	Sun. Sun. Sun.	12.15PM 2.10PM	Sun. Sun.	12.15PM 2.10PM	Sun. Sun.	11.36AM 12.47PM 1.24PM 2.30PM 3.30PM 5.25PM	Sun. Sun. Sun. Sun. Sun.	11.36AM 12.47PM 1.24PM 2.30PM 3.30PM 5.25PM	Sun. Sun. Sun. Sun. Sun.	
319.8 460.8	Lv. Bakersfield Ar. Barstow	5.30PM 9.10PM	Sun. Sun.	MotorCoach 2.15PM 5.20PM	Sun. Sun.	MotorCoach 2.15PM 5.20PM	Sun. Sun.	5.30PM 9.10PM	Sun. Sun.	5.30PM 9.10PM	Sun. Sun.	
140.5 308.1	Lv. Barstow Ar. Needles, Calif.	No. 2 9.20PM 11.55PM	Sun. Mon.	No. 124 5.35PM 8.25PM	Sun. Mon.	No. 22 5.03PM 7.30PM	Sun. Mon.	No. 18 10.35PM 1.07AM	Sun. Mon.	No. 20 12.45AM 3.15AM	Mon. Mon.	
308.1 457.1	Lv. Needles (P.S.T.) " Seligman, Ariz. (M.S.T.)	12.05AM 3.52AM	Mon. Mon.	8.35PM 12.48AM	Mon. Mon.	7.40PM 11.34PM	Mon. Mon.	1.17AM 5.11AM	Mon. Mon.	3.25AM 7.12AM	Mon. Mon.	
484.5 0	Ar. Ash Fork Lv. Phoenix	4.25AM 5.30PM	Mon. Sun.	1.30AM 5.30PM	Mon. Sun.	12.05AM 5.30PM	Mon. Sun.	5.11AM	Mon.	7.45AM 8.30AM	Mon. Mon.	
136.6 193.7	" Prescott Ar. Ash Fork	10.00PM 11.45PM	Sun. Sun.	11.45PM	Sun.	11.45PM	Sun.					
484.5 507.5	Lv. Ash Fork Ar. Williams	4.25AM 5.15AM	Mon. Mon.	1.30AM 2.35AM	Mon. Mon.	12.05AM n12.50AM	Mon. Mon.			7.45AM 8.30AM	Mon. Mon.	
507.5 571.8	Lv. Williams Ar. Grand Canyon	8.40AM 10.25AM	Mon. Mon.							8.40AM 10.25AM	Mon. Mon.	
64.3 507.5	Lv. Grand Canyon Ar. Williams											
541.4 599.8	Lv. Williams " Flagstaff " Winslow, Ariz.	5.15AM r 5.53AM 6.50AM	Mon. Mon. Mon.	2.35AM 3.25AM 5.20AM	Mon. Mon. Mon.	2.35AM 3.25AM 5.35AM	Mon. Mon. Mon.					
727.7 888.8	" Gallup, N. M. Ar. Albuquerque	8.38AM 8.38AM	Mon. Mon.	7.13AM 9.50AM	Mon. Mon.	7.33AM 7.33AM	Mon. Mon.					
873.0 982.0	Lv. Belen " Vaughn	11.00AM b 12.45PM	Mon. Mon.									
1112.8 1112.8	Ar. Clovis (M.S.T.) Lv. Clovis, N. M. (C.S.T.)	2.45PM 4.05PM	Mon. Mon.									
1216.5 0	Ar. Amarillo, Tex. Lv. Lubbock, Tex.	5.35PM 3.05PM	Mon. Mon.									
121.6 1216.5	Ar. Amarillo, Tex. Lv. Amarillo, Tex.	5.25PM 5.45PM	Mon. Mon.									
1529.4 1563.5	Lv. Amarillo, Tex. " Wellington, Kan.	11.00PM 11.45PM	Mon. Mon.									
1590.7 888.8	Ar. Wichita Ar. Albuquerque	12.20AM	Tues.									
974.5 0	Lv. Albuquerque Ar. Santa Fe (Motor Coach)											
956.4 1020.6	Ar. Santa Fe (Motor Coach) Lv. Lamy											
1130.6 1235.2	" Las Vegas " Raton, N. M. Ar. La Junta, Colo.											
1235.2 1299.1	Lv. La Junta Ar. Pueblo											
1343.6 1418.4	" Colorado Springs Ar. Denver											
0 74.8	Lv. Denver " Colorado Springs											
119.3 183.2	" Pueblo Ar. La Junta											
1235.2 1437.6	Lv. La Junta, Colo. Ar. Dodge City, Kan. (M.S.T.)											
1437.6 1557.8	Lv. Dodge City (C.S.T.) " Hutchinson											
1590.7 1663.7	" Newton " Emporia											
1725.0 1751.1	" Topeka " Lawrence, Kan.											
1775.8 1775.8	Ar. Kansas City, Mo. Lv. Kansas City, Kan. Mo.											
1994.0 2049.4	" Ft. Madison, Ia. " Galesburg, Ill.											
2096.8 2137.3	" Chillicothe " Streator											
2189.4 2223.7	" Joliet Ar. Chicago (C.S.T.)											

Via Amarillo
For schedule Belen to Newton
see table 7, page 23

Via Amarillo
For schedule Belen to Newton
see table 7, page 23

Rules for Trains No. 1, 2, 17, 18, 19, 20, 21 and 22 shown on Page 6

For explanation of Reference Marks see pages 14 and 15

New York, Washington, Chicago, Kansas City and California

Via La Junta and Albuquerque

WEST—Read down

EAST—Read up

20th Century Limited N. Y. C. Sys.—Daily		Shenandoah B. & O. R. R.—Daily		Mls.		Table C		Capitol Limited B. & O. R. R.—Daily		20th Century Limited N. Y. C. Sys.—Daily	
6.00PM			Lv... New York (E.S.T.)... Ar			9.30AM	
See Note A, this page		11.30PM			" " North Philadelphia... "		8.50AM		See Note B, this page	
8.45AM		6.40AM			" " Washington... "		1.59AM		4.45PM	
.....		2.45PM			Ar... Pittsburgh (E.S.T.)... Lv		4.30PM		
.....		
No. 17—The Super Chief Extra Fare Train Daily Example		No. 17—The Super Chief Extra Fare Train Daily Example		Mls.		No. 18—The Super Chief Extra Fare Train Daily Example		No. 18—The Super Chief Extra Fare Train Daily Example		No. 18—The Super Chief Extra Fare Train Daily Example	
7.00PM Sunday		7.00PM Sunday		0 Lv... Chicago (C.S.T.)... Ar		12.30PM Tuesday		12.30PM Tuesday		12.30PM Tuesday	
2.45AM Monday		2.45AM Monday		451 " " Kansas City (C.S.T.)... "		4.35AM " "		4.35AM " "		4.35AM " "	
9.50AM " "		9.50AM " "		992 " " La Junta (M.S.T.)... "		7.20PM Monday		7.20PM Monday		7.20PM Monday	
5.25PM " "		5.25PM " "		1338 " " Albuquerque (P.S.T.)... "		12.15PM " "		12.15PM " "		12.15PM " "	
8.30AM Tuesday		8.30AM Tuesday		2224 Ar... Los Angeles (P.S.T.)... Lv		7.00PM Sunday		7.00PM Sunday		7.00PM Sunday	
No.72 1.15PM " "		No.72 1.15PM " "		2352 Ar... San Diego (P.S.T.)... Lv		No.77 3.30PM " "		No.77 3.30PM " "		No.77 3.30PM " "	

Coast to Coast Equipment on THE SUPER CHIEF—Trains 17 and 18

Extra-fare, all-Pullman streamliner service.

Sleeping Car.. New York to Los Angeles—2 D. R., 4 Comps., 4 D. B. R. and 10 Roomettes, 6 D. B. R. (via N. Y. C. 20th Century Ltd., New York to Chicago).

Sleeping Car.. Los Angeles to New York—2 D. R., 4 Comps., 4 D. B. R. and 10 Roomettes, 6 D. B. R. (via N. Y. C. 20th Century Ltd., Chicago to New York).

Washington to Los Angeles—10 Roomettes, 6 D. B. R., (via B. & O. Shenandoah, Washington to Chicago).

Los Angeles to Washington—10 Roomettes, 6 D. B. R., (via B. & O. Capitol Limited, Chicago to Washington).

WEST and SOUTH—Read down

Chicago, Kansas, Oklahoma and Texas

NORTH and EAST—Read up

No. 9-5 The Ranger Daily Example		No. 15 Texas Chief Daily Example		No. 19-11-111 The Kansas Cityan Daily Example		Miles		Table D		No. 16 Texas Chief Daily Example		No. 6-10 The Ranger Daily Example		No. 112-12 Chicago Express Daily Example	
10.00PM Sun.		6.00PM Sun.		9.10AM Sun.		0 Lv... Chicago (C.S.T.)... Ar		9.00AM Mon.		7.05AM Tues.		8.00PM Mon.		8.00PM Mon.	
7.00AM Mon.		1.30AM Mon.		4.35PM Mon.		451 Ar... Kansas City... Lv		1.10AM " "		10.00PM " "		12.25PM " "		12.25PM " "	
8.30AM " "		1.50AM " "		5.00PM " "		451 Lv... Kansas City... Ar		12.50AM " "		9.15PM " "		12.05PM " "		12.05PM " "	
9.45AM " "			6.10PM " "		517 " " Topeka... " "		7.40PM " "		7.40PM " "		10.50AM " "		10.50AM " "	
11.15AM " "		3.45AM " "		7.15PM " "		578 " " Emporia... " "		11.00PM Sun.		6.10PM " "		9.45AM " "		9.45AM " "	
12.55PM " "		5.00AM " "		8.30PM " "		636 " " Newton... " "		9.50PM " "		4.35PM " "		8.35AM " "		8.35AM " "	
1.35PM " "		5.35AM " "		9.05PM " "		663 Ar... Wichita... Lv		9.15PM " "		3.50PM " "		8.00AM " "		8.00AM " "	
3.15PM " "		6.40AM " "		10.10PM " "		715 " " Arkansas City... " "		8.12PM " "		2.30PM " "		7.05AM " "		7.05AM " "	
3.57PM " "		7.08AM " "		10.40PM " "		740 " " Ponca City... " "		7.38PM " "		1.48PM " "		6.33AM " "		6.33AM " "	
5.22PM " "		8.07AM " "		11.45PM " "		804 " " Guthrie... " "		6.35PM " "		12.25PM " "		5.33AM " "		5.33AM " "	
6.15PM " "		8.55AM " "		12.30AM Mon.		835 " " Oklahoma City... " "		6.00PM " "		11.40AM " "		5.00AM " "		5.00AM " "	
7.25PM " "		9.40AM " "		2.00AM " "		868 " " Purcell... " "		5.13PM " "		10.35AM " "		3.20AM " "		3.20AM " "	
9.46PM " "		11.50AM " "		5.00AM " "		975 Ar... Gainesville... Lv		3.03PM " "		8.05AM " "		12.05AM " "		12.05AM " "	
.....		No. 115			No. 116		
.....		12.33PM Mon.			1021 Ar... Denton... Lv		2.20PM Sun.		
.....		1.20PM " "			1062 " " White Rock (No. Dallas)... Lv		1.35PM " "		
.....		1.55PM " "			1075 Ar... Dallas... Lv		1.10PM " "		
.....		11.50AM Mon.		5.00AM Mon.		975 Lv... Gainesville... Ar		3.03PM Sun.		8.05AM Mon.		12.05AM Mon.		12.05AM Mon.	
.....		12.55PM Mon.		6.30AM Mon.		1040 Ar... Ft. Worth... Ar		2.00PM " "		7.00AM " "		10.20PM Sun.		10.20PM Sun.	
.....			7.00AM Mon.		1040 Lv... Ft. Worth... Ar			▲16.25AM Mon.		9.00PM Sun.		9.00PM Sun.	
.....			7.45AM " "		1071 Ar Dallas (Railway Station) Ar			▲15.13AM " "		8.15PM " "		8.15PM " "	
.....			0 Ar Dallas (Bus Station) Lv			▲15.10AM " "		
.....			0 Lv Dallas (Bus Station) Ar		
.....			31 Ar Dallas (Railway Station) Lv		
.....			0 Ar Ft. Worth... Lv		
.....			142 Ar... Brownwood... Ar		
.....			232 Ar... San Angelo... Lv		
.....			1040 Lv... Ft. Worth... Ar		
.....			1168 Ar... Temple... Lv		
.....			1357 " " Houston... " "		
.....			1410 Ar... Galveston (C.S.T.)... Lv		

TEXAS CHIEF

Trains 15 and 16

Streamliner Service, Pullman and Chair Cars
Courier-Nurse Service. Radio and recorded musical programs
in regularly assigned cars.

Sleeping Car... Chicago and Galveston—2 D. R., 4 Comps., 4 D. B. R.
Chicago and Galveston—10 Roomettes, 6 D. B. R.
Chicago to Tulsa (westbound only) 10 Roomette, 3 D.B.R., 2 Comps.
(on No. 47 from Kansas City.)
Chicago and Wichita—10 Roomettes, 3 D. B. R., 2 Comps. (May be occupied
until 8:00 a.m. at Wichita.)

Lounge Car Service all the way.

Dining Car... Chicago and Galveston. (Fred Harvey Service). Coffee and sandwiches avail-
able between Gainesville and Dallas.

Chair Car... Chicago and Galveston.

Sleeping Car... Chicago and Dallas—2 D. R., 4 Comps., 4 D. B. R.
Chicago and Dallas—10 Roomettes, 6 D.B.R.

Chair Car... Chicago and Dallas.

THE KANSAS CITYAN—THE CHICAGOAN

Trains 19-11-111 and 112-12

Streamliner Service, Pullman and Chair Cars.

Big Dome Lounge Car... Chicago and Oklahoma City.
Chair Cars... Chicago and Oklahoma City. Chicago and Dallas.
Kansas City and Oklahoma City.
Lunch Counter-Dining Car... Chicago and Oklahoma City. Serving all meals. (Fred Harvey
Service).
Sleeping Car... Kansas City and Dallas—8 Sec., 2 Compartment, 2 D. B. R.

THE RANGER

Trains 9-5 and 6-10

Pullman and Chair Car Service

Lounge Car... Chicago and Kansas City.
Sleeping Car... Chicago and Topeka—6 Roomette, 6 Sec., 4 Double Bedrooms.
Coffee Cart Service... Kansas City and Ft. Worth (Sandwiches, coffee, milk and other
refreshments Fred Harvey Service).
Chair Car... Chicago and Kansas City. Kansas City and Houston.
(For other equipment between Chicago and Kansas City, see Table JJ, page 12)

Explanatory Notes and Reference Marks: Sec.—Section; D. R.—Drawing room; Comps—Compartments; Obs.—Observation; D. B. R.—Double Bedroom. † Daily except Sunday. ▲ Via Texas
Motor Coaches. A—On Saturdays and Nov. 28, 29, Dec. 22, 23, 24, 25, 29, 30 and 31, via Commodore Vanderbilt; Lv. New York 5.00 pm., Ar. Chicago 8.00 a.m. B—On Saturdays and Nov. 28,
29, Dec. 22, 23, 24, 25, 29, 30 and 31, via Commodore Vanderbilt; Lv. Chicago 4.00 p.m., Ar. New York 9.00 a.m.

Texas, Oklahoma and California

Via Wichita and Amarillo

WEST—Read down EAST—Read up

No. 16-23-123 Texas Chief- The Grand Canyon	Mls.	Table E		No. 124-24-15 The Grand Canyon- Texas Chief
Daily Example				Daily Example
6.50AM Sun. 0	Lv. Galveston (C.S.T.)	Ar	8.15PM Tues.	
8.10AM " 53	" " Houston	"	7.00PM " "	
1.10PM " 318	" " Cleburne	"	1.43PM " "	
1.45PM " 346	Ar. " Ft. Worth	Lv	1.05PM " "	
2.00PM " 346	Lv. " Ft. Worth	Ar	12.55PM " "	
No.116 1.10PM Sun. 0	Lv. Dallas (Union Station)	Ar	No.115 1.55PM Tues.	
1.35PM " 14	Lv. White Rock (North Dallas)	Ar	1.20PM " "	
2.20PM " 55	Lv. Denton	Ar	12.33PM " "	
No.117 3.03PM Sun. 411	Lv. " Gainesville	Ar	11.50AM Tues.	
6.00PM " 551	" " Oklahoma City	Ar	8.55AM " "	
9.10PM " 723	Ar. " Wichita	Lv	5.35AM " "	
1.45AM Mon. 723	Lv. " Wichita	Ar	1.10AM Tues.	
9.15AM " 1070	Ar. " Amarillo (C.S.T.)	Lv	6.05PM Mon.	
4.25PM " 1414	Ar. " Belen (M.S.T.)	Lv	10.00AM " "	
12.05AM Tues. 1833	Ar. " Williams	Lv	2.35AM " "	
8.40AM Tues. 1833	Lv. " Williams	Ar	8.25PM Sun.	
10.25AM " 1879	Ar. " Grand Canyon	Lv	6.40PM " "	
6.40PM Mon. 0	Lv. " Grand Canyon	Ar	10.25AM Mon.	
8.25PM " 64	Ar. " Williams	Lv	8.40AM " "	
12.05AM Tues. 1833	Lv. " Williams	Ar	2.35AM Mon.	
1.07AM " 1856	Ar. " Ash Fork (M.S.T.)	Lv	1.30AM Tues.	
7.30AM " 2200	" " Barstow (P.S.T.)	Lv	5.35PM Sun.	
9.55AM " 2281	" " San Bernardino	Lv	3.13PM " "	
11.23AM " 2328	" " Fullerton	Lv	1.45PM " "	
12.10PM " 2351	Ar. " Los Angeles (P.S.T.)	Lv	12.45PM Sun.	
74 2.00PM Tues. 0	Lv. " Los Angeles (P.S.T.)	Ar	10.00AM " "	
4.45PM " 1283	Ar. " San Diego (P.S.T.)	Lv		

For connecting service Barstow to San Francisco see Table 6, page 23

Equipment

Trains 15 and 16 Galveston and Wichita; Trains 23-123 and 124-24
Wichita and California.

Lounge Car.....Galveston and California (with changes).
Sleeping Cars.....Galveston and Wichita, Wichita and California.
Dining Car.....Galveston and Wichita, Wichita and California.
Chair Car.....Galveston and Wichita, Wichita and California.
(For equipment, Wichita and California see Trains 23 and 24, page 7.)

Chicago, Kansas City and Tulsa

WEST and SOUTH—Read down NORTH and EAST—Read up

No. 15-47 Texas Chief- The Oil Flyer	No. 19-211 The Chief- The Tulsan	Mls.	Table F		No. 212-12 The Tulsan- The Chicagoan	No. 48-10 The Oil Flyer- Kansas City Chief
Daily Example	Daily Example				Daily Example	Daily Example
6.00PM Sun. 9.10AM Sun. 0	Lv. Chicago (C.S.T.)	Ar	8.00PM Sun.	7.05AM Mon.		
1.30AM Mon. 4.35PM " 451	Ar. Kansas City	Lv	12.25PM " "	10.00PM Sun.		
2.00AM " 5.05PM " 451	Lv. Kansas City	Ar	12.10PM " "	8.50PM " "		
2.40AM " " " 477	" " Olathe	"	" " " "	8.15PM " "		
3.45AM " " " 509	" " Ottawa	"	11.00AM " "	7.35PM " "		
4.18AM " " " 534	" " Iola	"	10.30AM " "	6.50PM " "		
5.01AM " " " 560	" " Chanute	"	10.05AM " "	6.14PM " "		
5.35AM " " " 577	" " Cherryvale	"	9.50AM " "	5.50PM " "		
6.05AM " " " 607	Ar. Independence	Lv	9.12AM " "	5.10PM " "		
6.22AM " " " 616	Lv. Independence	Ar	9.00AM " "	5.00PM " "		
6.22AM " " " 639	Ar. Independence	Ar	9.00AM " "	5.00PM " "		
6.50AM " " " 639	Lv. Caney	Lv	8.31AM " "	4.31PM " "		
7.20AM " " " 657	" " Bartlesville	Lv	8.10AM " "	4.05PM " "		
8.30AM " " " 707	Ar. Tulsa (C.S.T.)	Lv	7.15AM " "	3.00PM " "		

Equipment

THE TULSAN

Trains 211 and 212

Non-extrafare Pullman and Chair Car Service.

Chair Car.....Chicago and Kansas City.
Chair Cars.....Chicago and Kansas City,
Kansas City and Tulsa.
Dining Car.....Chicago and Kansas City.
Serving all meals. (Fred Harvey Service).
Cafe-Lounge Car. Kansas City and Tulsa.
Big Dome
Lounge Car.....Chicago and Kansas City.

THE OIL FLYER

Trains 47 and 48.

Lounge Car....Chicago and Kansas City.
(On Train 15 and 10).

Sleeping Car...Chicago and Tulsa, 10 Room-
ette, 3 D. B. R., 2 Comps.
(On train 15 and 10 between
Chicago and Kansas City).

Dining Car....Chicago to Kansas City.
(Fred Harvey Service).

Chair Car.....Chicago and Kansas City.
Kansas City and Tulsa.
Snack Car.....Kansas City and Tulsa.

EXPLANATORY NOTES: Sec.—Section; D. R.—Drawing-room; Comps—Compartments; Obs.—Observation; D. B. R.—Double Bedroom. For explanation of reference marks see pages 14 and 15'

Time shown in light figures indicates a.m. Time shown in dark figures indicates p.m.

Houston, West Texas & California—also Dallas, Ft. Worth & California

WEST—Read down EAST—Read up

No. 66-75 California Special Daily Example	Mls.	Table G		No. 76-65 California Special Daily Example
PM				AM
No. 66 6.45 Sun. 0	Lv. Houston. G.C.&S.F.Ry. Ar		No. 65 8.15 Tues.	
10.40 Sun. 191	Ar. " Temple	Lv	4.00 Tues.	
No. 75 10.40 Sun. 191	Lv. " Temple	Ar	No. 76 3.45 Tues.	
1.35 Mon. 324	Ar. " Brownwood	Lv	12.45 " "	
No. 112 8.15 Sun. 0	Lv. Dallas. G.C.&S.F.Ry. Ar		No. 111 7.45 Tues.	
9.00 " 31	Lv. " Ft. Worth	Lv	7.00 " "	
No. 77 9.20 " 31	Lv. " Ft. Worth	Ar	No. 78 5.45 " "	
1.25 Mon. 170	Ar. " Brownwood	Lv	1.00 " "	
No. 76 2.00 Mon. 324	Lv. " Brownwood	Ar	No. 76 12.25 Tues.	
2.37 " 354	" " Coleman	"	11.35 Mon.	
f3.29 " 391	" " Tuscola	"	10.46 " "	
3.45 " 402	" " View	"	10.32 " "	
4.25 " 438	Ar. " Sweetwater	Lv	9.50 " "	
4.45 " 438	Lv. Sweetwater P.&S.F.Ry. Ar		9.40 " "	
5.32 " 477	" " Snyder	"	8.55 " "	
6.18 " 520	" " Post	"	8.07 " "	
6.50 " 544	Ar. " Slaton	Lv	7.40 " "	
6.55 " 544	Lv. " Slaton	Ar	7.35 " "	
7.30 " 559	" " Lubbock	Ar	7.00 " "	
7.55 " 571	" " Shallowater	Lv	6.33 " "	
8.39 " 596	" " Littlefield	Lv	6.00 " "	
8.53 " 604	" " Amherst	"	5.42 " "	
9.07 " 611	" " Sudan	"	5.32 " "	
9.32 " 627	" " Mulshoe	"	5.11 " "	
10.10 " 649	" " Farwell-Texico	"	4.40 " "	
10.30 " 658	Ar. Clovis. A.T.&S.F.Ry. Lv		4.25 " "	
No. 1 10.50 Mon. 658	Lv. Clovis	Mon	No. 24 2.30 Mon	No. 2 2.45 Mon
2.50 Mon. 898	Ar. " Belen	Lv	10.00 " "	11.00 " "
3.00 Mon. 898	Lv. " Belen	Ar	9.50 Mon	1050 Mon
3.55 Mon. 928	Ar. " Albuquerque	Ar	8.50 " "	9.50 Mon
4.45 Mon. 0	Lv. " Albuquerque	Lv	1055 Mon	1155 Mon
4.30 Mon. 30	Ar. " Belen	Lv	1000 " "	1100 Mon
8.44 Mon. 898	Lv. " Belen	Lv	9.50 Mon	10.50 Mon
8.40 Tues. 1263	Ar. " Williams	Ar	2.35 " "	5.15 Mon
8.40 Tues. 1263	Lv. " Williams	Ar	8.25 Sun.	8.25 Sun
10.25 Tues. 1327	Ar. " Grand Canyon	Lv	6.40 " "	6.40 Sun
6.40 Mon. 0	Lv. " Grand Canyon	Ar	10.25 Mon	10.25 Mon
6.40 Mon. 64	Ar. " Williams	Lv	8.40 " "	8.40 Sun
8.25 Tues. 1263	Lv. " Williams	Ar	2.35 Mon	5.15 Mon
8.44 Mon. 12.05 Tues. 1286	Ar. " Ash Fork	Lv	1.30 " "	4.25 Mon
1.07 Tues. 0	Lv. " Ash Fork	Ar	11.45 Sun	11.45 Sun
*7.30 Tues. 193	Ar. " Phoenix	Lv	5.30 " "	5.30 Sun
9.40 Mon. 1286	Lv. " Ash Fork	Ar	1.30 Mon	4.25 Mon
2.45 Tues. 1630	Ar. " Barstow (P.S.T.)	Lv	5.35 Sun	9.20 Sun
7.45 Tues. 1630	Lv. " Barstow	Ar	5.25 Sun	
9.55 Tues. 1710	Ar. " San Bernardino	Lv	3.13 Sun	
10.25 Tues. 1720	Ar. " Riverside	Lv	2.40 " "	
12.10 Tues. 1782	Ar. " Los Angeles	Lv	1.15 " "	
74 2.00 Tues. 0	Lv. " Los Angeles	Ar	12.45 Sun	
4.45 Tues. 128	Ar. " San Diego	Lv	10.00 " "	
No. 1 3.00 Tues. 1630	Lv. " Barstow	Ar	No. 2 9.10 Sun	
6.40 Tues. 1771	Ar. " Bakersfield	Lv	5.30 " "	
6.45 " 11.00 " 1771	Lv. " Bakersfield	Ar	2.10 " "	5.25 " "
1.05 " 3.25 " 2040	" " Pittsburg	"	@2.15 " "	12.47 " "
1.30 " 4.50 " 2084	Ar. " Oakland	Lv	9.31 " "	11.25 " "
5.15 " 5.15 " 2091	Ar. " San Francisco	Lv	7.45 " "	11.00 " "

Equipment

No. 66 and 65, California Special between Houston and Temple;
No. 75 and 76 between Temple and Clovis; No. 23 and 24, The
Grand Canyon (Southern Section), between Clovis and Los Angeles;
No. 1 and No. 2, San Francisco Chief between Clovis and Oakland.

Lounge Car.....Houston and Clovis. Clovis and Los Angeles. Clovis and Oakland.
Sleeping Car.....Houston and Oakland—8 Sec., 2 Comps., 2 D. B. R. (On No. 1 and 2 between
Clovis and Oakland).
Houston and Clovis—6 Section, 6 Roomette, 4 D. B. R.
Dallas and Los Angeles—6 Sec., 6 Roomette, 4 D. B. R. (On 112-77 and
78-111 between Dallas and Brownwood).
Chair Car.....Houston and Clovis; Houston and Oakland (On No. 1 and 2 between Clovis
and Oakland.) Dallas and Los Angeles; Los Angeles and San Diego.
Dining Car.....Houston and Clovis; Clovis and Los Angeles; Clovis and Oakland (On No.
1 and 2.) (Fred Harvey Service).

All chair car seats reserved between Houston—Oakland and all intermediate
points.

For complete consist of San Francisco Chief see page 7.

Chicago, Kansas City, Carlsbad Covers

SOUTH and WEST—Read down EAST and NORTH—Read up

No. 123-23-26 Daily Example	No. 1-26 Daily Example	Mls.	Table I	No. 26-2 Daily Example	No. 26-24-12 Daily Example
12. 01 PM Sun.	4. 00 PM Sun.	0	Lv. Chicago	Ar 12. 20 PM Mon.	8. 00 PM Mon.
8. 50 PM "	11. 15 PM "	451	Ar. Kansas City	Lv 4. 20 AM "	12. 25 PM "
9. 15 PM "	11. 35 PM "	451	Lv. Kansas City	Ar 4. 10 AM "	9. 00 AM "
	12. 45 AM Mon.	517	" Topeka	" 2. 45 AM "	6. 40 AM "
11. 15 PM "	1. 55 AM "	578	" Emporia	" 1. 35 AM "	4. 50 AM "
12. 50 AM Mon.	3. 10 AM "	651	" Newton	12. 20 AM "	2. 20 AM "
1. 45 AM "	3. 45 AM "	678	" Wichita	11. 45 PM Sun.	1. 10 AM "
2. 50 AM "	4. 35 AM "	713	" Wellington	" 10. 55 PM "	12. 20 AM "
5. 10 AM "	6. 15 AM "	804	" Waynoka	" 9. 05 PM "	10. 05 PM Sun.
9. 15 AM "	9. 30 AM "	1025	Ar. Amarillo	Lv 5. 45 PM "	6. 05 PM "
9. 35 AM Mon.	9. 35 AM Mon.	0	Lv. Amarillo	Ar 5. 35 PM Sun.	5. 35 PM Sun.
11. 59 AM "	11. 59 AM "	122	Ar. Lubbock	Lv 3. 05 PM "	3. 05 PM "
9. 30 AM Mon.	9. 40 AM Mon.	1025	Lv. Amarillo	Ar 5. 35 PM Sun.	5. 50 PM Sun.
11. 50 AM "	11. 30 AM "	1129	Ar. Clovis (C.S.T.)	Lv 4. 05 PM "	3. 50 PM "
1. 45 PM "	1. 45 PM "	1129	Lv. Clovis (M.S.T.)	Ar 1. 00 PM "	1. 00 PM "
2. 12 PM "	2. 12 PM "	1147	Ar. Portales	Lv 12. 32 PM "	12. 32 PM "
4. 20 PM "	4. 20 PM "	1238	" Roswell	" 10. 25 AM "	10. 25 AM "
4. 49 PM "	4. 49 PM "	1255	" Dexter	" 9. 56 AM "	9. 56 AM "
4. 58 PM "	4. 58 PM "	1260	" Hagerman	" 9. 47 AM "	9. 47 AM "
5. 09 PM "	5. 09 PM "	1269	" Lake Arthur	" 9. 36 AM "	9. 36 AM "
5. 24 PM "	5. 24 PM "	1280	" Artesia	" 9. 21 AM "	9. 21 AM "
6. 15 PM "	6. 15 PM "	1313	Ar. Carlsbad	Lv 8. 30 AM "	8. 30 AM "

Equipment

Trains 1 and 2 between Chicago and Clovis; Trains 25 and 26 between Clovis and Carlsbad.

Sleeping Car..... Chicago and Amarillo (for Lubbock)-6 Sec., 6 Roomettes, 4 D. B. R. Chicago and Clovis—10 Roomette, 3 D. B. R., 2 Comps.—4 D. R., 1 D. B. R Lounge

Big Dome Lounge Car..... Kansas City and Clovis—10 Roomette, 6 D. B. R. Chicago and Clovis.
Dining Car..... Chicago and Clovis (Fred Harvey Service).
Chair Cars..... Chicago and Clovis. Clovis and Carlsbad.

Trains 123 and 12 between Chicago and Kansas City; Trains 23 and 24 between Kansas City and Clovis; Trains 25 and 26 between Clovis and Carlsbad.

Lounge Car..... Chicago and Kansas City.
Dining Car..... Chicago and Kansas City (Fred Harvey service).
Chair Car..... Chicago and Kansas City. Kansas City and Clovis. Clovis and Carlsbad.

Colorado and California

SOUTH and WEST—Read down EAST and NORTH—Read up

No. 201-200-19 Daily Example	Mls.	Table J	No. 20-191-190 Daily Example
5. 00 PM Sunday	0	Lv. Denver (U. D.) (M.S.T.)	Ar 7. 50 AM Tuesday
7. 00 PM "	75	" Colorado Springs	" 6. 00 AM "
7. 55 PM "	119	" Pueblo (Union Depot)	" 5. 00 AM "
9. 15 PM "	183	Ar. La Junta	Lv 3. 00 AM "
12. 15 AM Monday	183	Lv. La Junta	Ar 9. 30 PM Monday
7. 40 AM "	530	" Albuquerque	Lv 2. 35 PM "
11. 47 AM "	819	" Winslow	" 10. 10 AM "
11. 33 PM "	911	Ar. Williams	Lv n 8. 30 AM "
1. 45 PM Monday	911	Lv. Williams	Ar 8. 15 AM Monday
3. 30 PM "	975	Ar. Grand Canyon	Lv 6. 30 AM "
11. 30 AM Monday	0	Lv. Grand Canyon	Ar 10. 25 PM Monday
1. 15 PM "	64	Ar. Williams	Lv 8. 40 AM "
11. 33 PM Monday	911	Lv. Williams	n 8. 30 AM Monday
7. 30 PM "	934	Ar. Ash Fork (M.S.T.)	Lv 7. 45 AM "
9. 26 PM "	1278	" Barstow (P.S.T.)	" 12. 45 AM "
10. 40 PM "	1359	" San Bernardino	" 10. 40 PM Sunday
11. 15 PM "	1409	" Pasadena	" 9. 30 PM "
11. 15 PM "	1419	Ar. Los Angeles (P.S.T.)	Lv 9. 00 PM "
11. 45 PM Monday	1419	Lv. Los Angeles (P.S.T.)	Ar 8. 30 PM Sunday
3. 00 AM Tuesday	1547	Ar. San Diego (P.S.T.)	Lv n 6. 00 PM "

Equipment

Westbound—Train 201 Denver to Pueblo; Train 200 Pueblo to La Junta; Train 19 La Junta to California.
Eastbound—Train 20 California to La Junta; Train 191 La Junta to Pueblo; Train 190 Pueblo to Denver.

All chair car seats reserved between Denver and Los Angeles and all intermediate points.

Sleeping Car..... Denver and Los Angeles—6 Sec., 6 Roomettes, 4 D. B. R.
Chair Car..... Denver and Los Angeles; Los Angeles and San Diego.
Dining Car..... Denver and La Junta. La Junta and Los Angeles. (Fred Harvey Service).
Big Dome Lounge Car..... La Junta and Los Angeles.

Chicago and Kansas City (For other service, see Table 1, pages 16 & 17)

WEST—Read down EAST—Read up

No. 9 Kansas City Chief	Daily Example	Mls.	Table JJ	No. 10 Kansas City Chief	Daily Example
10. 00 PM	Sunday	0	Lv. Chicago (C.S.T.)	Ar 7. 05 AM	Monday
10. 50 PM	"	38	" Joliet	Lv 5. 55 AM	"
11. 12 PM	"	59	" Coal City	" 5. 24 AM	"
11. 45 PM	"	90	" Streator	" 4. 50 AM	"
12. 35 AM	Monday	130	" Chilloothe	" 4. 10 AM	"
1. 30 AM	"	178	" Galesburg	" 3. 15 AM	"
2. 30 AM	"	233	" Ft. Madison	" 2. 15 AM	"
2. 40 AM	"	235	" Shopton	" 2. 10 AM	"
4. 10 AM	"	313	" La Plata	" 12. 40 AM	"
4. 50 AM	"	347	" Marceline	" 12. 01 AM	"
5. 30 AM	"	386	" Carrollton	" 11. 20 PM	Sunday
7. 00 AM	"	451	Ar. Kansas City	Lv 10. 00 PM	"

Equipment

Trains 9 and 10 between Chicago and Kansas City.

Lounge Car..... Chicago and Kansas City.
Sleeping Car..... Chicago and Kansas City—10 Roomette, 5 D. B. R. Chicago and Kansas City—6 Roomette, 6 Sec., 4 D. B. R. Chicago and Kansas City—24 Duplex Roomette.
Chair Car..... Chicago and Kansas City.

Chicago, Kansas City and Colorado

WEST—Read down EAST—Read up

No. 19-191-190 Daily Example	Mls.	Table K	No. 201-200-20 Daily Example
9. 10 AM Sunday	0	Lv. Chicago	Ar 3. 30 PM Monday
4. 35 PM "	451	Ar. Kansas City	Lv 7. 30 AM "
4. 55 PM "	451	Lv. Kansas City	Ar 7. 05 AM "
7. 50 PM "	636	" Newton	" 4. 00 AM "
8. 20 PM "	669	" Hutchinson	" 3. 18 AM "
10. 07 PM "	789	Ar. Dodge City (C.S.T.)	Lv 1. 38 AM "
11. 59 PM "	992	" La Junta (M.S.T.)	" 9. 45 PM Sunday
5. 00 AM Monday	1056	" Pueblo	" 7. 55 PM "
6. 00 AM "	1100	" Colorado Springs	" 7. 00 PM "
7. 50 AM "	1175	Ar. Denver (U. D.)	Lv 5. 00 PM "

Equipment

Trains 19 and 20 between Chicago and La Junta; 191 and 200 between La Junta and Pueblo; 190 and 201 between Pueblo and Denver.

Big Dome Lounge Car..... Chicago and La Junta.
Sleeping Car..... Chicago and La Junta—10 Roomette, 6 Double Bedroom. La Junta and Denver—6 Section, 6 Roomette, 4 Double Bedroom.
Dining Car..... Chicago and La Junta. La Junta and Denver. Fred Harvey service.
Chair Car..... Chicago, Kansas City and Denver. All chair car seats reserved. Kansas City to Denver (westbound) and Denver to Chicago (eastbound) Special Service charge.

Colorado, Oklahoma and Texas

EAST and SOUTH—Read down NORTH and WEST—Read up

No. 201-200-20-15 Daily Example	Mls.	Table L	No. 6-19-191-190 Daily Example
5. 00 PM Sun.	0	Lv. Denver (U. D.) (M.S.T.)	Ar 7. 50 AM Tues.
7. 00 PM "	75	" Colorado Springs	" 6. 00 AM "
7. 55 PM "	119	" Pueblo (Union Depot)	" 5. 00 AM "
9. 45 PM "	183	" La Junta (M.S.T.)	" 11. 59 PM Mon.
1. 38 AM Mon.	386	" Dodge City (C.S.T.)	" 10. 07 PM "
4. 00 AM "	553	Ar. Newton	Lv 7. 50 PM "
5. 00 AM "	553	Lv. Newton	Ar 4. 35 PM "
5. 35 AM "	580	" Wichita	" 3. 50 PM "
8. 55 AM "	752	" Oklahoma City	" 11. 40 AM "
11. 50 AM "	892	Ar. Gainesville	Lv 8. 05 AM "
Via Fort Worth			
No. 115	922	Ar. Denton	Lv " "
12. 33 PM Mon.	963	Ar White Rock (No. Dallas)	Lv Worth " "
1. 20 PM "	977	Ar. Dallas (Union Station)	Lv 5. 10 AM Mon.
11. 50 AM Mon.	892	Lv. Gainesville	Ar 8. 05 AM Mon.
12. 55 PM "	956	Ar. Ft. Worth	Lv 7. 00 AM "
1. 05 PM "	956	Lv. Ft. Worth	Ar 6. 05 AM "
7. 00 PM "	1273	Ar. Houston	Lv 9. 25 PM Sun.
8. 15 PM "	1303	Ar. Galveston (C.S.T.)	Lv " "

Equipment

Southbound—Train 201 Denver to Pueblo; 200 Pueblo to La Junta; 20 La Junta to Newton; 15 Newton to Galveston.
Northbound—Train 6 Houston to Newton; 19 Newton to La Junta; 191 La Junta to Pueblo; 190 Pueblo to Denver.

All chair car seats reserved between Denver and Galveston and intermediate points.

Lounge Car..... Denver to Newton; Newton to Galveston.
Sleeping Car..... Denver and La Junta—6 Sec., 6 Roomettes, 4 D. B. R. La Junta and Newton—10 Roomette, 6 D. B. R. Newton to Dallas—4 Comps., 4 D. B. R., 2 D. R.—10 Roomette, 6 D. B. R. Newton to Galveston—2 D. R., 4 Comps., 4 D. B. R.—10 Roomettes, 6 D. B. R.
Dining Car..... Denver to Galveston (with changes). (Fred Harvey Service).
Chair Car..... Denver to Galveston (with changes).

EXPLANATORY NOTES: Sec.—Section. D. R.—Drawing-room. Comps.—Compartments. Obs.—Observation. For explanation of Reference Marks see pages 14 and 15.

Dallas, Ft. Worth, Brownwood and San Angelo

Via Brownwood

WEST—Read down		EAST—Read up	
No. 112-77-75 The Angelo Daily Example	Mls.	Table M	No. 78-111 The Angelo Daily Example
8:15PM Sun.	0	Lv. Dallas (C.S.T.)	Ar 7:45AM Mon.
9:00PM "	31	Ar Ft. Worth	Lv 7:00AM "
9:20PM Sun.	31	Lv Ft. Worth	Ar 5:45AM Mon.
f 10:04PM "	56	" Cresson	Lv 5:01AM "
11:19PM "	107	" Stephenville	Lv 3:20AM "
11:48PM "	121	" Dublin	Lv 2:48AM "
1:25AM Mon	173	Ar Brownwood	Lv 1:00AM "
2:30AM "	173	Lv Brownwood	Ar 12:05AM "
4:55AM "	234	Ar Ballinger	Lv 9:53PM Sun
6:10AM "	270	" San Angelo (C.S.T.)	Ar 8:50PM "

THE ANGELO Equipment

Trains 111 and 112 between Dallas and Fort Worth; Trains 77 and 78 Fort Worth and San Angelo.

Chair Car . . . Dallas—Ft. Worth and San Angelo.

Dallas, Ft. Worth and Clovis

Via Brownwood

WEST—Read down		EAST—Read up	
No. 112-77-75 The California Special Daily Example	Mls.	Table N	No. 76-78-111 The Texan Daily Example
8:15PM Sun.	0	Lv. Dallas (C.S.T.)	Ar 7:45AM Mon.
9:00PM "	31	Ar Ft. Worth	Lv 7:00AM "
9:20PM "	31	Lv Ft. Worth	Ar 5:45AM "
11:48PM "	121	" Dublin	Lv 2:48AM "
1:25AM Mon.	170	Ar Brownwood	Lv 1:00AM "
2:00AM "	170	Lv Brownwood	Ar 12:25AM "
4:25AM "	284	Ar Sweetwater	Lv 9:50PM Sun.
6:55AM "	390	Lv Slaton	Ar 7:40PM "
7:30AM "	406	" Lubbock	Lv 7:15PM "
10:30AM "	494	Ar Clovis (C.S.T.)	Lv 4:25PM "

Equipment

Trains 112-77 and 78-111 between Dallas and Brownwood; Trains 75 and 76 Brownwood and Clovis.

Sleeping Car . . . Dallas and Clovis—6 Roomette, 6 Sec., 4 D.B.R. Chair Car . . . Dallas and Clovis.
Dining Car . . . Brownwood and Clovis.

Houston and San Angelo

WEST—Read down

EAST—Read up

No. 66-75-77 California Special-The Angelo Daily Example	Mls.	Table O	No. 78-76-65 The Angelo-California Special Daily Example
6:45PM Sun.	0	Lv. Houston (C.S.T.)	Ar 8:15AM Mon.
10:40PM "	191	Ar Temple	Lv 4:00AM "
1:35AM Mon.	324	" Brownwood	Ar 4:45AM "
2:48AM "	334	" Bangs	Lv 11:42PM Sun.
3:05AM "	346	" Santa Anna	Lv 11:27PM "
3:20AM "	351	" Coleman	Lv 11:10PM "
4:10AM "	366	" Valera	Lv 10:35PM "
4:25AM "	375	" Talpa	Lv 10:20PM "
4:55AM "	401	" Ballinger	Ar 9:53PM "
5:13AM "	410	" Rowena	Ar 9:34PM "
5:26AM "	419	" Miles	Ar 9:22PM "
6:10AM "	438	Ar San Angelo	Lv 8:50PM "

Equipment

Trains 66 and 65 between Houston and Temple; Trains 75 and 76 between Temple and Brownwood; Trains 77 and 78 between Brownwood and San Angelo.

Chair Car . . . Houston and San Angelo. (with change)

Los Angeles to Bakersfield, Oakland and San Francisco

NORTH—Read down

SOUTH—Read up

Motor Coach Daily	Motor Coach Daily	Mls.	Table P	Motor Coach Daily	Motor Coach Daily
1:15PM	7:10AM	0	(Pacific Standard Time)	5:15PM	2:53AM
1:00PM	7:50AM	0	Lv Los Angeles (Union Station)	5:20PM	3:05AM
1:00PM	7:40AM	"	" Los Angeles (Bus Station)	5:18PM	2:55AM
1:21PM	8:00AM	9	" Pasadena	4:57PM	2:35AM
1:32PM	8:11AM	13	" Glendale	4:46PM	2:25AM
1:33PM	8:10AM	"	" Burbank	4:57PM	2:38AM
1:48PM	8:27AM	"	Lv Hollywood	4:41PM	2:25AM
2:07PM	8:45AM	24	" N. Hollywood	4:24PM	2:09AM
4:15PM	10:50AM	112	Lv San Fernando	2:15PM	12:10AM
No. 7	No. 63	No. 61	No. 1	No. 60	No. 2
Daily	Golden Gate	Golden Gate	San Francisco Chief	Daily	San Francisco Chief
8:05PM	4:30PM	11:00AM	6:45AM	2:10PM	5:25PM
10:50PM	6:15PM	12:45PM	8:35AM	12:15PM	3:30PM
12:05PM	7:10PM	1:40PM	9:30AM	11:15AM	2:30PM
2:00AM	8:18PM	2:45PM	10:40AM	10:08AM	1:24PM
4:15PM	10:15PM	4:37PM	12:50PM	8:21AM	11:36AM
4:30AM	10:30PM	4:50PM	1:05PM	8:10AM	11:25AM
5:00AM	10:55PM	5:15PM	1:30PM	7:45AM	11:00AM
			433	Ar. San Francisco (P.S.T.)	5:35PM
					10:35PM

Equipment GOLDEN GATE STREAMLINERS

Trains 60, 61, 62 and 63
Reserved seats available at moderate extra charge.

Lightweight streamlined trains operating daily between Bakersfield and Oakland. Air-conditioned, each train carries baggage and chair cars, full-lounge and Fred Harvey lunch-counter dining car. Motor Coaches are streamlined and air-conditioned.

SOUTH—Read down

Los Angeles and San Diego

NORTH—Read up

San Diegan	San Diegan	San Diegan	San Diegan	San Diegan	San Diegan	Miles	Table Q	San Diegan Ex. Sun. and Holidays	San Diegan	San Diegan	San Diegan	San Diegan	San Diegan	San Diegan
80	78	76	74	72	70		71	73	75	77	79	81		
Daily	Sundays and Holidays only	Daily	Daily	Daily	Daily		San Diegan	Daily	Daily	Daily	Daily	Sundays and Holidays only		
11:45PM	8:00PM	5:45PM	2:00PM	10:30AM	7:45AM	0	Lv. Los Angeles (P.S.T.)	9:30AM	12:45PM	3:45PM	6:25PM	8:30PM	10:30PM	
12:50AM	8:45PM	6:35PM	2:50PM	11:22AM	8:30AM	36	" Santa Ana	8:32AM	11:47AM	2:40PM	5:20PM	7:40PM	9:40PM	
2:00AM	9:35PM	7:25PM	3:40PM	12:14PM	9:23AM	87	" Oceanside	7:47AM	10:55AM	1:50PM	4:35PM	6:50PM	8:50PM	
3:00AM	10:30PM	8:30PM	4:45PM	1:15PM	10:30AM	128	Ar. San Diego (P.S.T.)	7:00AM	10:00AM	1:00PM	3:30PM	6:00PM	8:00PM	

SAN DIEGAN STREAMLINERS (Air-conditioned)—Trains 70, 71, 72, 73, 74, 75, 76, 77, 78, 79, 80, 81

Moderate extra charge for reserved seats on San Diegan except 80 and 81. Nos. 70, 71, 72, 73, 74, 75, 76, 77, 78 and 79 carry chair cars and club-lounge car (snack service).

Albuquerque, Belen and El Paso

SOUTH—Read down

NORTH—Read up

No. 13 The El Pasoan Daily Example	Miles	Table R	No. 14 The El Pasoan Daily Example
6:00PM Sunday	0	Lv. Albuquerque (M.S.T.)	1:45PM Sunday
f 6:15PM "	13	" Isleta	f 1:21PM "
6:22PM "	20	" Los Lunas	" 1:12PM "
6:40PM "	30	" Belen	" 1:00PM "
f 7:11PM "	61	" San Acacia	f 12:12PM "
7:35PM "	75	" Socorro	" 11:55AM "
f 7:46PM "	86	" San Antonio	f 11:38AM "
f 8:52PM "	141	" Engel	" 10:31AM "
9:35PM "	177	Ar Rincon	" 9:45AM "
9:40PM "	177	Lv Rincon	" 9:45AM "
f 10:09PM "	194	" Radium Springs	f 9:15AM "
10:35PM "	210	" Las Cruces	" 8:57AM "
f 10:38PM "	213	" Mesilla Park	f 8:47AM "
11:40PM "	253	Ar El Paso (M.S.T.)	8:00AM "

Equipment

Trains 13 and 14

Chair Car . . . Albuquerque and El Paso—Special section of car has lounge coach seats that may be reserved in advance for a nominal service charge.
Lunch-O-Mat provides Fred Harvey light refreshments, sandwiches, etc., at economical prices.

EXPLANATORY NOTES:

Sec.—Section; D. R.—Drawing Room; Comps.—Compartments; Obs.—Observation; D. B. R.—Double Bedroom. f Flag stop. For explanation of Reference Marks see pages 14 and 15.

PROFILE OF SANTA FE

Altitude of Principal Stations

Missouri River and East

Chicago	593
Ft. Madison	523
Galesburg	755
Joliet	549
Kansas City	781

Kansas

Arkansas City	1118
Dodge City	2486
Florence	1270
Great Bend	1848
Hutchinson	1530
Newton	1445
Syracuse	3229
Topeka	889
Wichita	1312

Oklahoma

Alva	1349
Ardmore	876
Bartlesville	700



Oklahoma	Texas
Guthrie	940
Oklahoma City	1262
Pauls Valley	926
Perry	996
Ripley	821
Shawnee	1014
Tulsa	750
Woodward	1904

Texas	Texas
Alpine	4484
Alvin	48

Texas	Texas
Amarillo	3662
Ballinger	1684
Beaumont	21
Brenham	330
Brownwood	1342
Canadian	2344
Cleburne	758
Dallas	512
El Paso	3709
Ft. Worth	670
Gainesville	738
Galveston	17
Houston	54

Texas	Texas
Lampasas	1017
Lubbock	3195
McGregor	713
Morgan	720
Navasota	215
Paris	564
Plainview	3369
Presidio	2592
San Angelo	1851
Sweetwater	2145
Temple	736
Weatherford	1010

Colorado	Colorado
Canon City	5323
Colorado Springs	6032
Denver	5280
La Junta	4045
Lamar	3603
Palmer Lake	7240
Pueblo	4690
Trinidad	5971

New Mexico	New Mexico
Albuquerque	4934
Belen	4785
Carlsbad	3107

REFERENCE NOTES FOR PAGES 8, 9 and 11 TO 35, INCLUSIVE

The following conditional stop notes apply to paying passengers only.

- Meal Stop.
- Stops to discharge from La Junta and beyond or receive for Kansas City and beyond.
- † Daily except Sunday.
- ‡ Motor Coach service. Regular railroad tickets may be exchanged at Williams or Grand Canyon for Motor Coach tickets without additional charge. Certain employee and other Special Rate Tickets will be exchanged only on payment of the difference.
- ▲ Via Texas Motor Coaches.
- ‡ Stops to receive passengers for scheduled stops in Arizona and California.
- ◆ Effective Dec. 1, 1957, Train No. 42 will Lv. Phoenix 5:00 p.m., Wickenburg 6:30 p.m., Prescott 9:30 p.m., and Ar. Ash Fork 11:15 p.m.
- ♣ Stops to discharge passengers from scheduled stops in Arizona and California.
- ♥ Stops to receive passengers for Chicago and beyond to discharge passengers from Woodward, Canadian, Pampa, Amarillo, Hereford, Clovis, Ft. Sumner, Vaughn, Belen, and scheduled stops Williams and beyond.
- ★ Effective Dec. 1, 1957, Train No. 47 will Lv. Ash Fork 2:10 a.m., Prescott 3:45 a.m., Wickenburg 7:00 a.m., and Ar. Phoenix 8:30 a.m.
- ⊗ Taxi service provided between Ottawa Junction and Ottawa for passengers making connections to or from points Ottawa Junction and south, or to or from points intermediate Ottawa Junction-Lawrence, or to or from points intermediate Ottawa Junction-Kansas City. Checked baggage will not be handled via taxi cab service.
- # Passengers from main line destined U. S. Veterans' Administration Hospital, Fort Lyon, should buy tickets to Las Animas, via main line. From here they get to U. S. Veterans' Hospital at Ft. Lyon by automobile quickly and at little expense.
- ☒ Stops to receive passengers for scheduled stops in California. See Rules page 6.
- % Stops to receive passengers for Dodge City and beyond and to discharge passengers from any scheduled stop.
- ‡ Stops to discharge passengers from Albuquerque or beyond or receive for Barstow and beyond.
- ↓ Connecting Buses operate only when there are passengers arriving or departing on train No. 17 and 18.
- C.S.T. Central Standard Time.
- M.S.T. Mountain Standard Time.
- P.S.T. Pacific Standard Time.

- ① Stops to receive passengers for Newton and beyond or discharge passengers from La Junta and beyond.
- ② Stops to discharge passengers from Oklahoma City and beyond and to receive for Houston and beyond.
- ③ Stops to receive passengers for Raton and beyond and discharge passengers from Dodge City and beyond.
- ④ Stops to discharge passengers from Oceanside, Del Mar and San Diego.
- ⑤ Stops to receive passengers for North of La Junta.
- ⑥ Stops to discharge passengers from Houston and beyond and to receive for Oklahoma City and beyond.
- ⑦ Stops to receive passengers for Oceanside, Del Mar and San Diego.
- ⑧ For Interstate passengers only.
- ⑨ Stops to receive passengers for Albuquerque and beyond or to discharge passengers from Barstow and beyond.
- ⑩ Via Texas Motor Coaches, daily except Sundays, connection is made at Ft. Worth.
- ⑪ On Sundays and Holidays leave Los Angeles 8:00 p.m., Ar. San Diego 10:30 p.m. on train No. 78.
- ⑫ On Sundays and Holidays leave San Diego 8:00 p.m., Ar. Los Angeles 10:30 p.m. on train No. 81.
- ⑬ Stops to discharge passengers from Belen and beyond.
- ⑭ Via Orange Belt Stages Bus Line. Times shown are at Bus Depots.
- ⑮ Train No. 21 will stop at Galesburg to receive passengers for Lamy, New Mexico or scheduled stops in California.
- ⑯ Train No. 22 will stop at Galesburg to discharge passengers from Lamy, N. M. or scheduled stops Albuquerque, N. M. and beyond.
- ⑰ Stops to discharge passengers from Los Angeles or receive passengers for Kansas City and beyond.

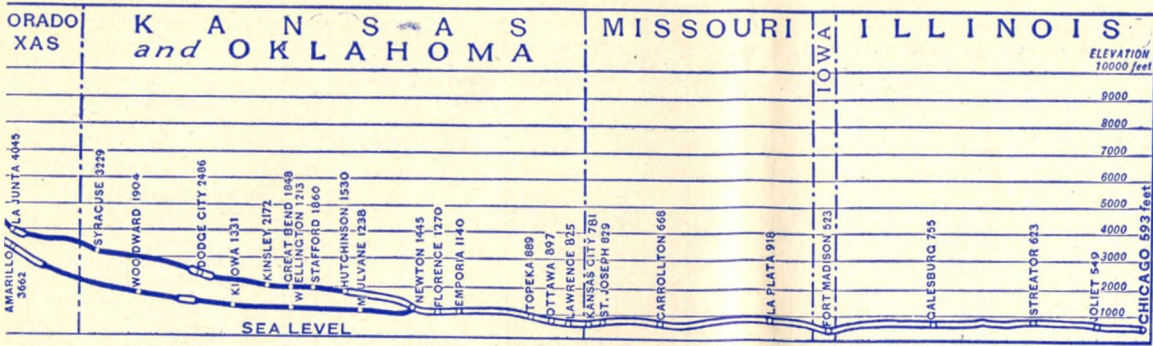
- a Stops at stations in Illinois to receive or discharge passengers for stations in Illinois or receive passengers for stations beyond Newton, Kansas.
- b Stops to receive passengers for Kansas City and beyond and discharge passengers from north of Barstow.
- c Stops to receive passengers for Bakersfield and beyond.
- d Stops to receive passengers for Los Angeles.
- e Stops to receive passengers for points west of Coleman.
- f Flag stop to receive or discharge paying passengers.
- g Stops to receive passengers for St. John, Garden City, Lamar, La Junta and North, and scheduled stops beyond La Junta.

- h Stops to discharge passengers from Los Angeles.
- i Stops to discharge from Kansas City and beyond or receive for La Junta and beyond.
- j Stops to discharge passengers from points west of Coleman.
- k Stops to receive passengers for Clovis and beyond and discharge passengers from Belen and beyond.
- m Stops to receive passengers for Albuquerque and scheduled stops beyond.
- n Stops to receive passengers for Albuquerque or beyond or to discharge from Barstow and beyond.
- o Stops to discharge passengers from Oklahoma City and beyond and to receive passengers for Ft. Worth and beyond.
- p Stops to discharge passengers from Wellington and beyond and receive for Waynoka and beyond.
- q Stops to receive passengers for Kansas City, Ft. Madison, Chicago and beyond.
- r Stops to receive passengers for Clovis and beyond and discharge passengers from North of Barstow.
- t Stops to receive passengers for west of Brownwood and discharge from Houston and beyond.
- u Stops to receive passengers for Albuquerque and beyond and discharge passengers from Las Vegas and beyond.
- v Stops to receive passengers for Tulsa, Wichita and beyond or to discharge passengers from Chicago.
- w Stops to receive passengers for Kansas City and beyond.
- x Stops to discharge passengers from Ft. Worth and beyond and to receive for Oklahoma City and beyond.
- y Stops to receive passengers for Williams and beyond.
- z Stops to receive passengers for Albuquerque and beyond or to discharge passengers from Kansas City and beyond.

- A Stops to receive passengers for Houston and beyond and to discharge from west of Brownwood.
- B Stops to discharge passengers from Oklahoma City and beyond and to receive passengers for Ft. Worth, Dallas and beyond.
- C Stops to receive passengers for scheduled stops Williams, Ariz. and beyond, also for Woodward, Okla., Canadian Pampa, Amarillo and Hereford, Texas and Clovis, Ft. Sumner, Vaughn and Belen, N. M.
- D Stops to discharge passengers from stations beyond Houston.
- E Stops to receive passengers for Brownwood and beyond.

(Continued on page 15.)

BETWEEN CHICAGO AND CALIFORNIA



California	
Arrowhead Springs	2000
Bagdad	782
Bakersfield	404
Barstow	2105
Colton	977
Fresno	296
Goffs	2585
Hanford	248
Hesperia	3193
Highland	1314
Los Angeles	318
Merced	172
Mojave	2745
Needles	476
Oakland	36
Orange	172
Pasadena	830
Redlands	1356
Riverside	851
San Bernardino	1077
San Diego	13
San Francisco	8
Stockton	23
Summit (Cajon Pass)	3822
Tehachapi	3963
Tulare	283
Upland	1210
Visalia	334
Yosemite	4000 to 9000

New Mexico		New Mexico		Arizona		Arizona	
Clovis	4225	Raton	6666	Adamana	5292	Holbrook	5080
Continental Divide	7247	Tunnel Raton	7588	Arizona Divide	7313	Kingman	3335
Deming	4334	Roswell	3565	Ash Fork	5128	Parker	458
Fort Sumner	4040	San Marcial	4438	Canyon Diablo	5418	Peach Springs	4796
Gallup	6506	Santa Fe	6986	Castle Hot Springs	1967	Phoenix	1081
Glorieta	7421	Silver City	5859	Clarkdale	3461	Prescott	5389
Laguna	5788	Socorro	4570	Congress Jct.	3068	Seligman	5242
Lamy	6457	Springer	5769	Copper	5059	Skull Valley	4260
Las Cruces	3860	Texico	4138	Drake	4649	Wickenburg	2077
Las Vegas	6392	Vaughn	5952	Flagstaff	6902	Williams	6748
Mountainair	6470	Willard	6160	Grand Canyon Rim	7000	Winslow	4843
				at Colorado River	2500		

REFERENCE NOTES FOR PAGES 8, 9 and 11 TO 35, INCLUSIVE

The following conditional stop notes apply to paying passengers only.

- G Stops to receive passengers for north of Barstow or discharge passengers from Kansas City and beyond.
 - H Stops to receive passengers for La Junta and beyond or discharge passengers from Newton and beyond.
 - I Stops to discharge passengers from Kansas City and beyond or receive for Barstow and beyond.
 - J Stops to discharge passengers from Albuquerque and beyond destined south of Ash Fork.
 - K Stops to receive passengers for Trinidad and beyond and discharge passengers from La Junta and beyond.
 - L Stops to receive passengers for Kansas City and beyond and South of Newton or discharge passengers from Albuquerque and beyond.
 - M Stops to discharge passengers from North of La Junta.
 - N Stops to receive passengers for beyond Wellington.
 - O Stops to receive passengers for stations beyond Houston.
 - P Stops to discharge passengers from beyond Newton.
 - Q Stops to discharge passengers from beyond Kansas City.
 - R Stops to discharge passengers from Brownwood and beyond.
 - S Stops to discharge passengers from Williams and beyond.
 - T Stops to receive passengers for beyond Newton.
 - U Stops to discharge passengers from beyond La Junta.
 - V Stops to receive passengers for beyond Albuquerque and discharge passengers from Las Vegas and beyond.
 - W Stops to receive passengers for beyond La Junta or to discharge passengers from Denver and beyond.
 - X Stops to receive passengers for Las Vegas and beyond and discharge passengers from beyond Albuquerque.
 - Y Stops to discharge passengers from beyond Wellington.
- aa Stops to receive passengers for beyond Chicago and discharge passengers from St. John, Garden City, Lamar, La Junta and North, and scheduled stops beyond La Junta.
 - bb Stops to receive passengers for Las Vegas and beyond and discharge passengers from Albuquerque and beyond.
 - cc Stops to receive passengers for, or discharge from, Chicago and beyond or Cherryvale and beyond.
 - dd Stops to receive passengers for Chicago and beyond.
 - ee Passengers from Colton, Riverside or Redlands holding tickets routed via Santa Fe Lines to Phoenix, Belen or Albuquerque, or beyond, will be transported via limousine without charge to San Bernardino upon application to ticket agents at Colton, Riverside or Redlands.

- ff Stops to discharge passengers from Wichita and beyond and to receive passengers for Oklahoma City and beyond.
 - gg Stops to discharge passengers from Oklahoma City and beyond and to receive passengers for Wichita and beyond.
 - hh Stops to receive passengers for Raton and beyond and discharge passengers from Las Vegas and beyond.
 - ii Stops to discharge passengers from Wichita and beyond.
 - jj Stops to receive passengers for Colorado Springs, Pueblo or beyond or discharge passengers from Denver and beyond.
 - kk Stops to receive passengers for Kansas City and beyond or discharge from Barstow and beyond.
 - nn Stops to discharge passengers from Kansas City and beyond, Brownwood and beyond and to receive for Bakersfield and beyond or for Prescott and beyond.
 - oo Stops to discharge passengers from Kansas City and beyond.
 - pp Stops to discharge passengers from Chicago and beyond.
 - qq Stops to receive passengers for San Bernardino and beyond and discharge passengers from Newton and beyond.
 - xx Stops to discharge passengers from Stockton and beyond and to receive passengers for Fresno and beyond.
- AA Stops to receive passengers for stations Dodge City to Halstead, Kansas inclusive.
 - BB Stops to receive passengers for Kansas City and beyond and discharge passengers from San Bernardino and beyond.
 - CC Stops to receive passengers for La Junta and beyond and discharge from Trinidad and beyond.
 - DD Stops to receive passengers for beyond Amarillo and discharge passengers from Clovis and beyond.
 - EE Stops to discharge passengers from Fresno and beyond and to receive passengers for Stockton and beyond.
 - FF Stops to discharge passengers from St. John, Garden City Lamar, La Junta and North., and scheduled stops beyond La Junta.

- GG Stops to receive passengers for Albuquerque and beyond, and North of La Junta or to discharge passengers from Emporia, Kansas City and beyond, and from South of Newton.
- HH Stops to discharge passengers from scheduled stops Albuquerque and beyond.
- JJ Stops to receive passengers for Belen and beyond.
- KK Stops to discharge passengers from scheduled stops Williams, Ariz. and beyond and from Belen, Vaughn, Ft. Sumner and Clovis, N.M., Hereford, Amarillo, Pampa and Canadian, Tex., and Woodward, Okla.
- LL Stops to receive passengers for Wellington and beyond or discharge passengers from Waynoka and beyond.
- NN Stops to receive passengers for Clovis and beyond and discharge passengers from beyond Amarillo.
- OO Stops to discharge passengers from Dodge City to Halstead, Kans., inclusive.
- PP Stops to discharge passengers from Fresno and beyond.
- QQ Stops to receive passengers for Barstow and south or to discharge passengers from Albuquerque and beyond.
- RR Passengers holding tickets reading via Santa Fe Lines from or via Albuquerque, Belen or Phoenix to Colton, Riverside or Redlands or to destinations beyond those points will be transported between San Bernardino and Colton, Riverside or Redlands via limousine without charge upon application to San Bernardino ticket agent.
- SS Stops to receive passengers for Tulsa, Okla. or stations Dodge City to Halstead, inclusive.
- TT Stops to receive passengers for Emporia, Kansas City and beyond and South of Newton or discharge passengers from Albuquerque and beyond and North of La Junta.
- UU Stops to discharge passengers from scheduled stops In California.
- XX Stops to discharge passengers from Bakersfield and beyond.
- YY Stops to discharge passengers from Barstow and beyond
- ZZ Stops to discharge passengers from Kansas City and beyond and south of Newton or receive passengers for Albuquerque and beyond.

Chicago and Kansas City

For explanation of Reference Marks see pages 14 and 15

Rail-Auto Service available at this point

Read down

		No. 13	No. 9	No. 17	No. 15	No. 21	No. 1	No. 123	No. 19	Miles	Table 1
		Kansas City Chief	The Super Chief	Texas Chief	El Capitan	San Francisco Chief	The Grand Canyon	The Chief			
		Daily	Daily	Daily	Daily	Daily	Daily	Daily	Daily		
		PM	PM	PM	PM	PM	PM	PM	AM		
		11.10	10.00	7.00	6.00	5.45	4.00	12.01	9.10	.0	Lv. CHICAGO
		f11.32	w					a	AA	12.7	McCook
		f11.38	w					a	AA	17.4	Willow Springs
										24.4	Des Plaines River
		f11.47	w					a	AA	25.1	Lemont
			w					a	AA	29.3	Romeo
		f11.55	w					a	AA	32.7	Lockport
		12.05	10.50	7.53	6.50	6.35	4.50	12.55	9.55	37.5	JOLIET
		f12.20	w					a	AA	52.8	Lorenzo
		12.28	f11.12					a	AA	58.2	Coal City
		f	w					a	AA	66.1	Mazon
		f12.41	w,pp					a	AA	70.8	Verona
		f	w					a	AA	74.8	Kinsman
		f	w					a	AA	79.7	Ransom
		f12.55	w					a	AA	84.4	Kernan
		1.05	11.45	7.35	7.35	6.35	C	1.50	AA	89.6	STREATOR
		f 1.12	w					a	AA	95.8	Ancona
		1.28	f12.09					a	AA	109.9	Toluca
		f	w					a	AA	116.0	La Rose
		f 1.40	w					a	AA	120.9	Wilber
										128.2	Illinois River
		1.50	12.30	8.10	8.10	7.10	C	2.30	AA	130.1	CHILLICOTHE
		1.55	12.35	8.10	8.10	7.10	C	2.30	AA	130.1	CHILLICOTHE
		f2.05	w					a	AA	138.1	Edelstein
		f	w					a	AA	144.7	Princeville
		f2.13	w					a	AA	148.3	Monica
		f	w					a	AA	153.4	Laura
		f2.22	w					a	AA	158.3	Williamsfield
		f2.26	w					a	AA	163.3	Dahnda
		f2.28	w					a	AA	165.9	Appleton
		f	w					a	AA	174.1	East Galesburg
		2.45	1.30	8.55	8.55	7.55	C	3.25	AA	177.5	GALESBURG
		f2.54	w					a	AA	186.0	Cameron
		f	w					a	AA	190.2	Nemo
		f3.00	w					a	AA	191.9	Ormonde
		f	w					a	AA	197.1	Ponemah
		f3.08	w					a	AA	201.5	Smithshire
		f	w					a	AA	204.6	Media
		f3.22	w					a	AA	208.9	Stronzhurst
		f3.32	w					a	AA	218.9	Lomax
		f3.38	w,pp					a	AA	224.8	Dallas City
		f3.45	w					a	AA	231.0	East Ft. Madison, Ill.
										231.4	Mississippi River
		4.10	2.30	10.55	9.50	9.35	7.45	4.30	AA	232.9	FORT MADISON, IA.
		4.15	2.35	11.00	9.55	9.40	7.50	4.35	AA	234.6	SHOPTON
		4.20	2.40	11.05	10.00	9.45	7.55	4.40	AA	234.6	SHOPTON
		f4.35	w					T	AA	243.4	New Boston
								T	AA	248.0	Argyle, Ia.
		4.49						T	AA	251.9	Des Moines River
		f4.57						T	AA	256.0	Revere, Mo.
		5.09						T	AA	263.1	Medill
		5.16						T	AA	272.3	Wyaconda
		5.23						T	AA	277.6	Gorin
		5.35						T	AA	282.6	Rutledge
		5.47						T	AA	290.7	Baring
		f						T	AA	300.1	Hardland
		6.05	4.10	11.10	11.10	10.10	C	6.00	AA	306.4	Gibbs
		f						T	AA	312.7	La Plata
		6.18						T	AA	318.2	Cardy
		6.27						T	AA	322.9	Elmer
		6.45						T	AA	329.7	Ethel
		7.00	4.50					T	AA	341.5	Bucklin
		7.00	4.50					T	AA	347.3	MARCELINE
		7.07						T	AA	347.3	MARCELINE
		7.15						T	AA	354.6	Rothville
		f						T	AA	360.7	Mendon
								T	AA	368.1	Dean Lake
		7.28						T	AA	369.9	Grand River
		7.45	5.30					T	AA	374.3	Bosworth
		7.57						T	AA	386.4	CARROLLTON
		8.08						T	AA	396.6	Norborne
		8.15	5.55					T	AA	405.4	Hardin
		8.23						T	AA	411.3	Henretta 14
		f						T	AA	416.9	Camden
								T	AA	421.7	Floyd
		f8.39						T	AA	425.2	Missouri River
		f						T	AA	426.7	Sibley
		f						T	AA	434.0	Atherton
		f						T	AA	439.4	Courtney
		f						T	AA	442.6	Sugar Creek
		9.30	7.00	2.35	1.30	1.05	11.15	8.50	AA	451.1	KANSAS CITY, MO.

Kansas City and Chicgao

For explanation of Reference Marks see pages 14 and 15
 Rail-Auto Service available at this point

Read up

Table 1

Miles

	No. 16 Texas Chief	No. 2 San Francisco Chief	No. 18 The Super Chief	No. 124 The Grand Canyon	No. 20 The Chief	No. 12 The Chicagoan	No. 10 Kansas City Chief	No. 22 El Capitan
	Daily	Daily	Daily	Daily	Daily	Daily	Daily	Daily
<i>Central Standard Time</i> (Dearborn Station)	AM	PM	PM	PM	PM	PM	AM	AM
.....CHICAGO.....Ar	9.00	12.20	12.30	5.30	3.30	8.00	7.05	7.15
.....McCook.....Lv				4.59		.00	Q.	
.....Willow Springs.....				4.50		.00	Q.	
<i>Des Plaines River</i>								
.....Lemont.....				4.40		.00	Q.	
.....Romeo.....						.00	Q.	
.....Lockport.....				4.26		.00	Q.	
.....JOLIET.....	8.00	11.20	11.30	4.15	2.30	7.05	5.55	6.10
.....Lorenzo.....				4.44		.00	Q.	
.....Coal City.....				4.32		.00	5.24	
.....Mazon.....				4.25		.00	Q.dd	
.....Verona.....				4.18		.00	Q.dd	
.....Kinsman.....				4.10		.00	Q.dd	
.....Ransom.....				4.03		.00	Q.	
.....Kernan.....				3.55		.00	Q.	
.....STREATOR.....	7.05	KK	UU	3.39	aa	6.15	4.50	HH
.....Ancona.....				3.23		.00	Q.	
.....Toluca.....				3.13		.00	Q.dd	
.....La Rose.....				3.05		.00	Q.	
.....Wilbern.....				2.05		.00	Q.	
.....Illinois River								
.....CHILLICOTHE.....Lv	6.25	KK	UU	1.55	FF	5.35	4.10	HH
.....CHILLICOTHE.....Ar	6.25	KK	UU	1.55	FF	5.35	4.10	HH
.....Edelstein.....Lv				1.40		.00	Q.	
.....Princeville.....				1.30		.00	Q.	
.....Monica.....				1.24		.00	Q.	
.....Laura.....				1.16		.00	Q.	
.....Williamsfield.....				1.08		.00	Q.	
.....Dahlinda.....				1.00		.00	Q.	
.....Appleton.....				12.58		.00	Q.	
.....East Galesburg.....				12.45	aa	4.50	3.15	
.....GALESBURG.....	5.40	KK	UU	12.26		.00	Q.	
.....Cameron.....				12.18		.00	Q.	
.....Nemo.....				12.10		.00	Q.	
.....Ormonde.....				12.04		.00	Q.	
.....Ponemah.....				11.59		.00	Q.	
.....Smithshire.....				11.53		.00	Q.	
.....Media.....				11.39		.00	Q.	
.....Stronghurst.....				11.30		.00	Q.	
.....Lomax.....				11.20		.00	Q.	
.....Dallas City.....				11.15		.00	Q.	
.....East Ft. Madison, Ill.....				11.10		.00	Q.	
.....Mississippi River								
.....FORT MADISON, IA.....Lv	4.50	8.10	8.25	11.15	11.10	4.00	2.15	3.05
.....SHOPTON.....Lv	4.45	8.05	8.20	11.10	11.05	3.55	2.10	3.00
.....SHOPTON.....Ar	4.40	8.00	8.15	11.05	11.00	3.50	2.05	2.55
.....New Boston.....Lv						.00	Q.	
.....Argyle, Ia.....						.00	Q.	
.....Des Moines River								
.....Revere, Mo.....				10.33		.00	Q.	
.....Medill.....				10.25		.00	Q.	
.....Wyaconda.....				10.11		.00	Q.	
.....Gorn.....				10.02		.00	Q.	
.....Rutledge.....				9.54		.00	Q.	
.....Baring.....				9.45		.00	Q.	
.....Hurdland.....						.00	Q.	
.....Gibbs.....						.00	Q.	
.....La Plata.....	3.25			9.20	FF	2.40	12.40	
.....Cardy.....				9.07		.00	Q.	
.....Elmer.....				8.58		.00	Q.	
.....Ethel.....				8.43		.00	Q.	
.....Bucklin.....				8.35	FF	2.05	12.01	
.....MARCELINE.....Lv	ii	KK		8.35	FF	2.05	12.01	
.....MARCELINE.....Ar	ii	KK		8.21		.00	Q.	
.....Rothville.....Lv				8.15		.00	Q.	
.....Mendon.....						.00	Q.	
.....Dean Lake.....						.00	Q.	
.....Grand River								
.....Bosworth.....				8.02		.00	Q.	
.....CARROLLTON.....		KK		7.48		.00	11.20	
.....Norborne.....				7.35		.00	Q.	
.....Hardin.....				7.23		.00	Q.	
.....Henrietta 14.....				7.14		.00	10.50	
.....Camden.....				f		.00	dd.oo	
.....Floyd.....				f		.00	Q.	
.....Missouri River								
.....Sibley.....				f 6.52		.00	Q.	
.....Atherton.....				f		.00	Q.	
.....Courtney.....						.00	Q.	
.....Sugar Creek.....						.00	Q.	
.....KANSAS CITY, MO.....Lv	1.10 AM	4.20 AM	4.50 AM	6.20 AM	7.30 AM	12.25 PM	10.00 PM	11.20 PM

For bus service between Peoria and Chillicothe see page 28, Table 18

For bus service between Kirksville and La Plata see page 28, Table 18a

Lightweight Streamlined Train. See rules on page 6.

Lightweight Streamlined Train. Completely Air-conditioned. See rules on page 6.

Extra Fare Train. Lightweight Streamlined Standard Sleeping Cars only. Completely Air-conditioned. See rules on page 6.

Lightweight Streamlined Train, for interstate passengers only. Completely Air-conditioned. See rules on page 6.

Lightweight Streamlined Train. Completely Air-Conditioned. See rules on page 6.

Lightweight Streamlined Train. Completely Air-Conditioned.

(Extra Fare) Lightweight Streamlined Train. Completely Air-Conditioned. Chair car passengers only. See rules on page 6.

Kansas City and Dodge City

Rail-Auto Service available at this point

For explanation of Reference Marks see pages 14 and 15.

Read down

		No. 19 Daily	No. 1 Daily	No. 123 Daily	No. 9 Daily	No. 17 Daily	No. 15 Daily	No. 21 Daily	Miles	Table 2 Central Standard Time (Dearborn Station)	
		AM 9.10 4.35	PM 4.00 11.15	PM 12.01 8.50	PM 10.00 7.00	PM 7.00 2.35	PM 6.00 1.30	PM 5.45 1.05	0	Lv. CHICAGO	Ar. KANSAS CITY
		No. 211 Daily 5.05	No. 11 Daily 5.00	No. 123 Daily 9.30	No. 3 Daily 10.00	No. 5 Daily 8.30	No. 47 Daily 2.00	No. 15 Daily 1.50	1.15	451.1	Lv. KANSAS CITY Kans. City, Kans.
				No. 23 Daily 9.15						455.3	Ar. Kansas City Turner
										457.9	Ar. Kansas City Morris
										461.0	Ar. Kansas City Holiday 16
										464.2	Ar. Kansas City Holiday
										467.0	Ar. Kansas City Zarah
										476.7	Ar. Kansas City Olathe
										485.3	Ar. Kansas City Gardner
										490.6	Ar. Kansas City Edgerton
										496.2	Ar. Kansas City Wellsville
										500.6	Ar. Kansas City LeLoup
										508.0	Ar. Ottawa Jet. 8
										508.9	Ar. OTTAWA 8, 20
										508.9	Ar. Ottawa Jet. 8
										518.3	Ar. Pomona
										522.5	Ar. Queenemo
										530.3	Ar. Melvern
										537.0	Ar. Olivet
										544.5	Ar. Lebo
										552.4	Ar. Neosho Rapids
										563.2	Ar. EMPORIA 19, 26, 64
										464.2	Ar. Holiday 16
										468.0	Ar. Wilder
										475.4	Ar. De Soto
										483.4	Ar. Eudora
										490.8	Ar. LAWRENCE
										501.7	Ar. Lecompton
										512.7	Ar. Tecumseh
										516.9	Ar. TOPEKA 7, 15, 21, 64
										516.9	Ar. Pauline
										523.4	Ar. Wakarusa
										528.8	Ar. Carbondale
										533.9	Ar. Seranton
										537.6	Ar. Burlingame 21
										542.9	Ar. Osage City
										551.1	Ar. Barclay
										556.5	Ar. Reading
										562.7	Ar. EMPORIA 19, 26, 64
										563.2	Ar. EMPORIA
										574.5	Ar. Saffordville
										582.8	Ar. Strong City 25
										589.4	Ar. Elmdale
										596.7	Ar. Clements
										601.8	Ar. Cedar Point
										608.0	Ar. Florence 29
										619.4	Ar. Peabody
										629.4	Ar. Walton
										636.2	Ar. NEWTON 4, 7, 64, 78
										641.9	Ar. NEWTON
										645.7	Ar. Halstead
										655.2	Ar. Burrton
										669.1	Ar. HUTCHINSON 31
										669.1	Ar. HUTCHINSON
										670.9	Ar. Arkansas River
										680.0	Ar. Partridge
										686.2	Ar. Abbyville
										691.8	Ar. Plevna
										697.5	Ar. Sylvia
										702.2	Ar. Zenith
										708.1	Ar. Stafford
										717.1	Ar. St. John
										723.9	Ar. Dillwyn
										728.7	Ar. Macksville
										736.0	Ar. Belpre
										744.4	Ar. Lewis
										750.9	Ar. Arkansas River
										753.5	Ar. Kinsley
										669.1	Ar. HUTCHINSON 31
										679.7	Ar. Nickerson
										687.8	Ar. Sterling
										694.0	Ar. Alden
										700.1	Ar. Raymond
										710.5	Ar. Ellinwood 29
										720.6	Ar. Great Bend 37
										728.4	Ar. Dundee
										734.1	Ar. Pawnee Rock
										742.9	Ar. Larned 38
										753.6	Ar. Garfield
										767.8	Ar. Kinsley
										753.5	Ar. Kinsley
										761.5	Ar. Offerle
										767.1	Ar. Bellefont
										772.9	Ar. Spearville
										781.5	Ar. Wright
										789.3	Ar. DODGE CITY 3, 39

For explanation of Reference
Marks see pages 14 and 15.

Dodge City and Kansas City

Rail-Auto Service available at this point

Read up

Table 2 Central Standard Time (Dearborn Station)		Miles	No. 16 Daily	No. 2 Daily	No. 18 Daily	No. 124 Daily	No. 20 Daily	No. 12 Daily	No. 10 Daily	No. 22 Daily
			AM	PM	PM	PM	PM	AM	AM	AM
CHICAGO		Ar	9.00	12.20	12.30	5.30	7.30	8.00	7.05	7.15
KANSAS CITY		Lv	1.10	4.20	4.50	6.20	7.30	12.25	10.00	11.20
KANSAS CITY		Ar	12.50	4.10	4.35	5.50	7.05	12.05	3.00	8.50
Kan. City Kans.		Lv							8.50	9.15
Turner		Lv							8.34	11.05
Morris		Lv								
Holiday 16		Lv								
Holiday		Ar								
Zarah		Lv								
Olathe		Lv								
Gardner		Lv								
Edgerton		Lv								
Wellsville		Lv								
LeLoup		Lv								
Ottawa Jct. 8		Lv								
Ottawa Jct. 8		Lv								
Pomona		Lv								
Quenemo		Lv								
Melvern		Lv								
Olivet		Lv								
Lebo		Lv								
Neosho Rapids		Lv								
EMPORIA 19, 26, 64		Lv								
Holiday 16		Ar								
Wilder		Lv								
De Soto		Lv								
Eudora		Lv								
LAWRENCE		Lv								
Lecompton		Lv								
Tecumseh		Lv								
TOPEKA 7, 15, 21, 64		Lv								
TOPEKA		Lv								
Pauline		Lv								
Wakarusa		Lv								
Carbondale		Lv								
Scranton		Lv								
Burlingame 21		Lv								
Osage City		Lv								
Barclay		Lv								
Reading		Lv								
EMPORIA 19, 26, 64		Lv								
EMPORIA		Lv								
Saffordville		Lv								
Strong City 26		Lv								
Elmdale		Lv								
Clements		Lv								
Cedar Point		Lv								
Florence 29		Lv								
Peabody		Lv								
Walton		Lv								
NEWTON 4, 7, 64, 78		Lv								
NEWTON		Lv								
Halstead		Lv								
Burrton		Lv								
HUTCHINSON 31		Lv								
HUTCHINSON		Ar								
Arkansas River		Lv								
Partridge		Lv								
Abbyville		Lv								
Plevna		Lv								
Sylvia		Lv								
Zenth		Lv								
Stafford		Lv								
St. John		Lv								
Dillwyn		Lv								
Macksville		Lv								
Belpre		Lv								
Lewis		Lv								
Arkansas River		Lv								
Kinsley		Lv								
HUTCHINSON 31		Ar								
Nickerson		Lv								
Sterling		Lv								
Alden		Lv								
Raymond		Lv								
Ellinwood 29		Lv								
Great Bend 37		Lv								
Dundee		Lv								
Pawnee Rock		Lv								
Larned 38		Lv								
Garfield		Lv								
Kinsley		Lv								
Kinsley		Ar								
Offerle		Lv								
Bellefont		Lv								
Spearville		Lv								
Wright		Lv								
DODGE CITY 3, 39		Lv								

Time shown in light figures indicates a.m. Time shown in dark figures indicates p.m.

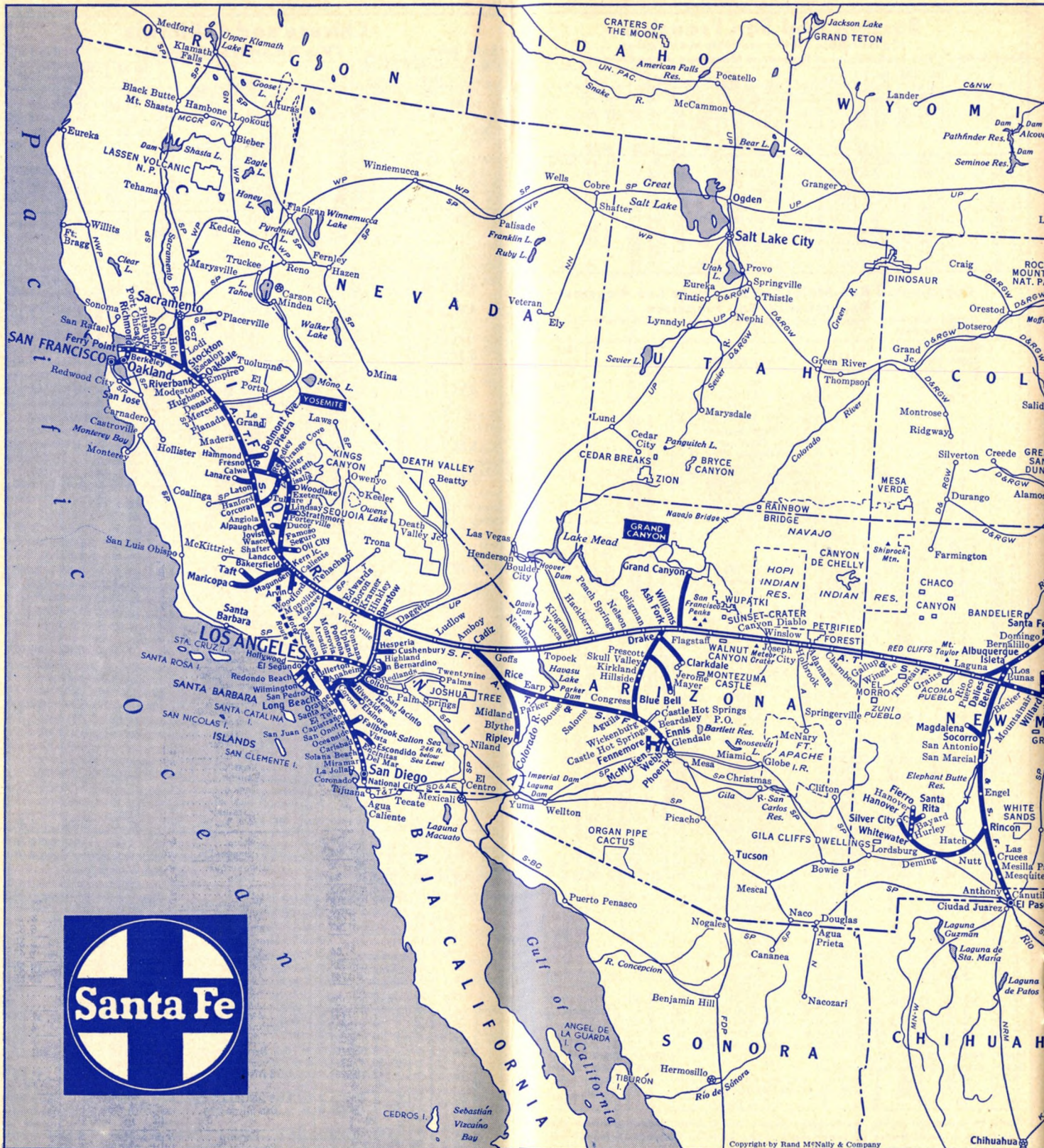
Dodge City and Albuquerque

Read down

For explanation of Reference Marks see pages 14 and 15 Rail-Auto Service available at this point

Read up

					Table 3														
No. 19 Daily	No. 17 Daily	No. 21 Daily	No. 123 Daily	Miles						No. 22 Daily	No. 124 Daily	No. 18 Daily	No. 20 Daily						
AM 9.10	PM 7.00	PM 5.45	PM 12.01	0	Central Standard Time					AM 7.15	PM 5.30	PM 12.30	PM 3.30						
4.55	2.45	1.15	9.30	451.1	Lv. CHICAGO Ar					11.05	5.50	4.35	7.05						
10.07	8.00	6.25	5.15	789.3	Ar. DODGE CITY Lv					5.45	10.45	11.18	1.38						
PM 9.10	AM 7.03	AM 5.28	AM 4.25	789.3	Mountain Standard Time					PM 4.40	PM 9.35	PM 10.15	AM 12.35						
			H 794.4	"	Lv. DODGE CITY 2.39 Ar						No. 124 "The Grand Canyon" (Northern Section)								
			H 798.2	"	Sears Lv						9.05								
			H 808.0	"	Howell " "						9.05								
			H 814.1	"	Cimarron " "						9.05								
			H 820.8	"	Ingalls " "						9.05								
			H 826.9	"	Charleston " "						9.05								
			H 839.2	"	Pierceville " "						9.05								
			H 845.7	"	Garden City 37a " "						8.35		TT						
			H 853.8	"	Holcomb " "						8.35								
			H 861.1	"	Deerfield " "						8.35								
			H 868.4	"	Lakin " "						8.35								
			H 879.0	"	Hartland " "						8.35								
			H 879.0	"	Kendall " "						8.35								
			H 890.7	Ar	SYRACUSE Lv						7.47								
			H 890.7	Lv	SYRACUSE Ar						7.47								
			H 905.6	"	Coolidge, Kans. " "						7.47								
			H 911.7	"	Holly, Colo. 41 " "						7.26								
			H 917.0	"	Arkansas River " "						7.26								
			H 922.1	"	Granada " "						7.00								
			H 928.2	"	Grote " "						7.00		TT						
			H 939.1	Ar	Lamar " "						7.00								
			H 947.2	Lv	Powers " "						7.00								
			H 958.0	"	Caddoa " "						6.27								
			H 972.8	"	Las Animas 46 " "						6.05								
			H 991.7	Ar	LA JUNTA 10b, 41, 46 Lv					1.55	6.05	7.30	9.45						
					Motor Coach					Motor Coach			No. 200						
					991.7					1.30			PM 9.15						
					1015.6					11.45			7.55						
					1100.1					10.10			No. 201						
					1174.9					7.50			7.00						
					0					AM			6.00						
					74.8								7.50						
					119.3								No. 190						
					183.2								PM 5.00						
					0								7.00						
					74.8								PM 6.00						
					119.3								5.00						
					183.2								3.00						
					991.7					No. 22	No. 124	No. 18	No. 20						
					1009.2					1.50	5.50	7.20	9.30						
					1028.4														
					1037.0														
					1046.1														
					1051.9														
					1059.1														
					1073.5														
					1073.5														
					1075.4														
					1078.6														
					1084.9														
					1088.5														
					1089.5														
					1096.3														
					1096.3														
					1099.1														
					1107.8														
					1122.5														
					1127.5														
					1135.9														
					1146.7														
					1162.0														
					1179.0														
					1181.6														
					1186.4														
					1206.3														
					1206.3														
					1224.8														
					1235.4														
					1235.6														
					1242.8														
					1251.6														
					1260.8														
					1270.5														
					1288.6														
					1288.6														
					1279.0														
					1287.5														
					1301.1														
					1321.8														
					1338.1														
					Ar. SANTA FE 49 Lv														
					Ar. (Motor Coach Service) Ar														
					Lamy Lv														
					Kennedy Lv														
					Los Cerrillos " "														
					Domingo " "														
					Bernalillo " "														
					Ar. ALBUQUERQUE Lv														
					4, 7, 9a, 10, 10a														



Santa Fe Through Lines

Two Tracks

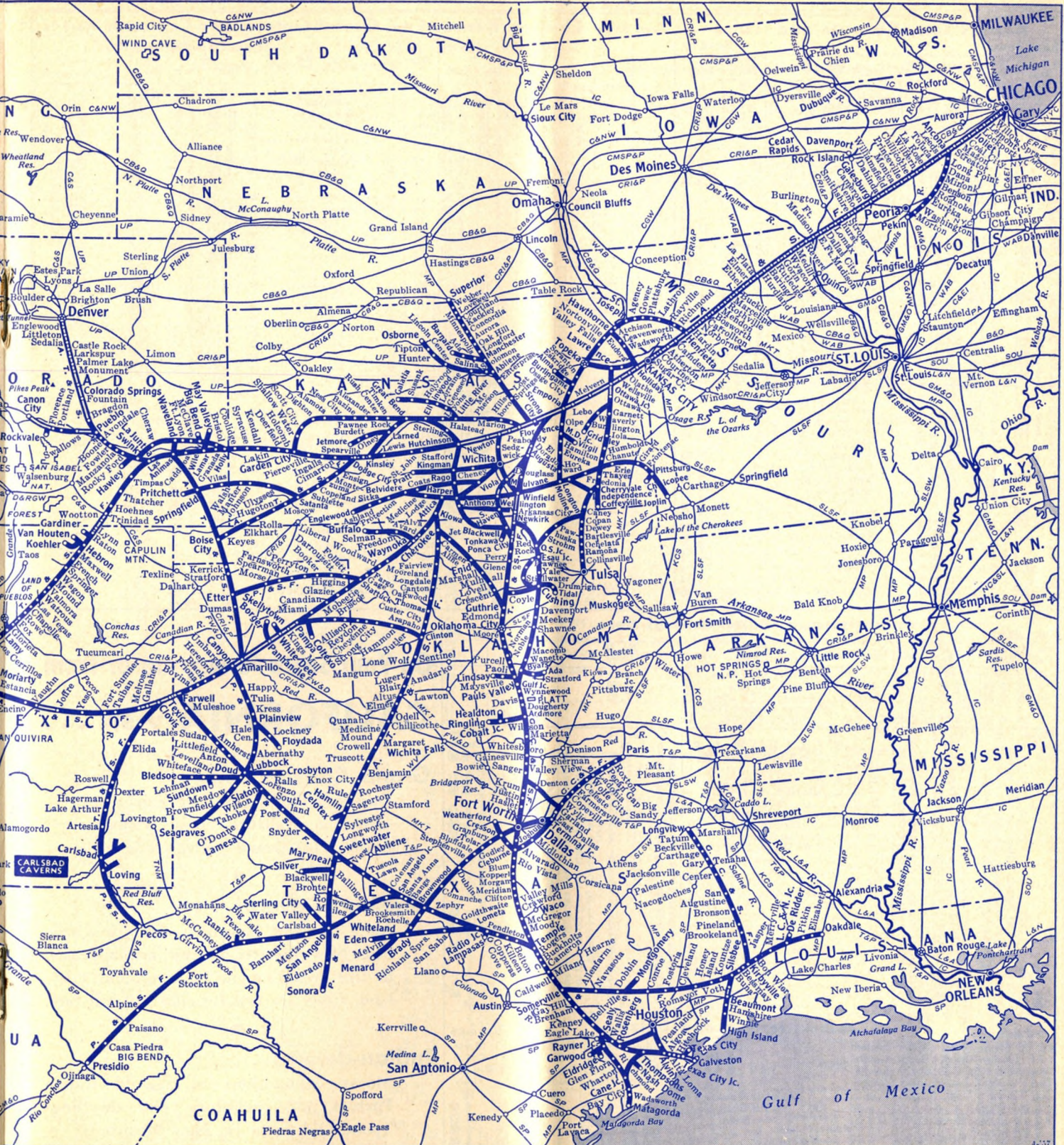
Motor Route Coordinated with Train Service

CENTRAL STANDARD TIME: Ea

Roads

MOUNTAIN STANDARD TIME:

Copyright by Rand McNally & Company



East of Dodge City, Clovis and Scott City.

PACIFIC STANDARD TIME: Needles and west thereof,
and west of Ogden and Parker.
East of Ogden, Needles and Parker—West of Dodge City and Clovis, and points Scott City to Garden City.

MILEAGE OF LINES OPERATED

Atechison, Topeka & Santa Fe Ry.	9,110 miles
Panhandle and Santa Fe Ry.	1,888 "
Gulf, Colorado & Santa Fe Ry.	2,152 "
Total Mileage.	13,150 miles

Kansas City, Chanute and Tulsa

Chicago, Kansas City, Grand Canyon and California

Table 8: Kansas City, Chanute and Tulsa. Includes routes to Chicago, Kansas City, and Tulsa with departure times for No. 19, No. 15, No. 211, and No. 47. Central Standard Time.

Table 9: Chicago, Kansas City, Grand Canyon and California. Includes routes to Chicago, Kansas City, Grand Canyon, and California with departure times for No. 21, No. 1, No. 19, No. 22, No. 20, and No. 2. Central Standard Time.

Albuquerque, Belen and El Paso

Table 9a: Albuquerque, Belen and El Paso. Includes routes to Albuquerque, Belen, and El Paso with departure times for No. 19, No. 17, No. 21, and No. 14. Mountain Standard Time.

On Your Santa Fe way - to or from CALIFORNIA visit ...

Grand Canyon ... During winter season, convenient bus service is available, from Williams, Arizona for Grand Canyon side trip.

Carlsbad Caverns ... Santa Fe takes passengers direct to Carlsbad, New Mexico, nearest rail approach to this world-famous underground fairyland. Costs are low for side trip rail fare.

Albuquerque and Belen

Table 10: Albuquerque and Belen. Includes routes to Albuquerque and Belen with departure times for No. 13, No. 14, and No. 15. Mountain Standard Time.

Indian-detours ... Motor explorations to age-old Indian Pueblos and prehistoric cliff dwellings 'round Old Santa Fe, New Mexico.

Rai-Auto I Service available at this point

Ancona and Pekin

Table 13 with columns for Mls., Table 13, and Freight Service Only. Includes routes to Ancona, Dana, Minook, Benson, Rosanoke, Eureka, Washington, Morton, Groveland, and Pekin.

Henrietta and St. Joseph

Table 14 with columns for Read down, Mls., Table 14, and Read up. Includes routes to Chicago and Henrietta. Also includes daily and mixed service times.

Atchison and Topeka

Table 15 with columns for Read down, Mls., Table 15, and Read up. Includes routes to Atchison, Kans. (U.D.), Parnell, Hawthorne, Cummings, Nortonville, Valley Falls, Rock Creek, Meriden, and Topeka.

Holliday and Leavenworth

Table 16 with columns for Read down, Mls., Table 16, and Read up. Includes routes to Holliday 2, Wilder, Bonner Springs, Stone, East Fairmont, Lansing, Wadsworth, and Leavenworth.

Chanute and Longton

Table 17 with columns for Freight service only, Mls., Table 17, and Freight service only. Includes routes to Chanute, Vilas, Rest, Benedict, Fredonia, and Longton.

Chillicothe-Peoria Motor Coach Service Via Peoria Charter Coach Co.

Fare, \$.65 one way, plus tax. Trunks are handled for \$1.00 each

Table 18 with columns for Table 18, Ex Su & Hol, Ex Su & Hol, Ex Su & Hol, Ex Su & Hol, Ex Mon, Mon only, Ex Su & Hol, Ex Su & Hol, Ex Sa & Hol, Ex Sa & Hol, Ex Su & Hol, Ex Su & Hol, Ex Su & Hol, Ex Su & Hol, Ex Su & Hol, Ex Sat. Includes routes to Santa Fe Depot and various stations.

La Plata and Kirksville Motor Coach Service

Via Missouri Transit Co. Fare \$0.45 one way, \$0.85 round trip plus tax.

Table 18a with columns for Read down, Table 18a, and Read up. Includes routes to LA PLATA and KIRKSVILLE.

Emporia and Moline

Table 19 with columns for Read down, Mls., Table 19, and Read up. Includes routes to Emporia 2, 26, Olpe, Root, Madison, M. D. Jet., Bisbee, Hamilton, Utopia, Eureka, Small, Climax, Severy, Fiat, Howard, and Moline.

Ottawa and Gridley

Table 20 with columns for Read down, Mls., Table 20, and Read up. Includes routes to Ottawa 2, 8, Homewood, Ransomville, Williamsburg, Silkville, Agrioola, Waverly, Hall's Summit, Sharpe, Burlington, Viva, and Gridley.

Topeka and Alma

Table 21 with columns for Read down, Mls., Table 21, and Read up. Includes routes to Topeka 2, 7, 15, 64, Pauline, Burlingame 2, Harveyville, Bradford, Eskridge, Hessdale, and Allendorph.

Lawrence and Ottawa

Table 22 with columns for Freight Service Only, Mls., Table 22, and Freight Service Only. Includes routes to Lawrence, Vinland, Baldwin, Ottawa Jet., and Ottawa.

Coffeyville and Winfield

Motor Coaches Via Kansas Trails, Inc. Rail tickets are honored on Motor Coaches

Table 23 with columns for Read down, Mls., Table 23, and Read up. Includes routes to Coffeyville, Cherryvale, Independence, Elk City, Oak Valley, Longton, Elk Falls, Moline 19, Grenola, Cambridge, Burden, New Salem, and Winfield.

Chanute and Joplin

Table 24 with columns for Read down, Mls., Table 24, and Read up. Includes routes to Chanute 8, Rollin, Shaw, Erie, Walnut, Braziltown, Girard, Frontenac, Pittsburg, and Joplin.

Train-Auto Service available at this point For explanation of Reference Marks See pages 14 and 15.

Great Bend and Scott City

Read down		Read up	
69 Sun. Thur. Mixed	Mls.	70 Mon. Wed. Fri. Mixed	
Table 37			
AM 9:00	0 Lv.	PM 1:30	
9:20	8.3	12:40	
9:45	15.4	12:20	
10:00	19.8	12:07	
10:17	24.5	11:55	
10:42	32.2	11:35	
11:02	39.1	11:15	
11:25	45.1	10:55	
11:45	52.8	10:31	
12:35	84.8	10:05	
1:25	90.5	8:57	
1:45	96.0	8:42	
2:10	103.5	8:25	
2:35	109.8	7:58	
2:50	120.1	7:45	
3:35		7:15	
		AM 7:15	

Satanta and Pritchett

Read down		Read up	
85 Sun. Thur. Mixed	Mls.	86 Mon. Wed. Fri. Mixed	
Table 40			
AM 11:40	0 Lv.	AM 10:45	
1:05	23.9	9:45	
1:45	35.1	9:15	
2:25	45.7	8:55	
2:52	53.5	8:35	
3:50	69.0	8:00	
4:20	77.0	7:40	
4:55	86.5	7:10	
5:30	95.9	6:45	
6:45	109.6	6:00	
		AM 6:00	

Cushing and Drumright

Read down		Read up	
Freight service only	Mls.	Table 44	Freight service only
0 Lv.	13.6 Ar.	Cushing	Drumright

Scott City and Garden City

Read down		Read up	
70 Tues. Sat. Mixed	Mls.	69 Mon. Wed. Fri. Mixed	
Table 37a			
AM 7:30	0 Lv.	PM 12:30	
7:52	8.2	12:05	
8:27	15.9	11:32	
8:47	22.8	11:12	
9:30	37.8	10:30	
		AM 10:30	

Waynoka and Buffalo

Read down		Read up	
41 Ex. Su. Mixed	Mls.	42 Ex. Su. Mixed	
Table 40a			
AM 7:00	0 Lv.	PM 2:35	
7:41	14.4	1:55	
8:00	20.1	1:40	
8:19	26.2	1:18	
9:06	43.8	12:32	
9:30	52.2	12:10	
		PM 12:10	

Moriarty and Willard

Read down		Read up	
40 Wed. Sat. Mixed	Mls.	39 Wed. Sat. Mixed	
Table 45			
AM 11:40	0 Lv.	Ar 11:15	
12:50	16.0	10:20	
1:30	27.8	9:40	
		AM 9:40	

Larned and Jetmore

Read down		Read up	
71 Sun. Tues. Thur. Mixed	Mls.	72 Mon. Wed. Fri. Mixed	
Table 38			
PM 12:01	0 Lv.	AM 11:05	
12:25	6.6	10:45	
12:50	12.2	10:25	
1:15	17.0	10:10	
2:15	23.9	9:45	
3:05	35.4	9:00	
4:15	46.2	8:30	
		AM 8:30	

Holly and La Junta

Read down		Read up	
85 Tues. Thur. Sat. Mixed	Mls.	86 Mon. Wed. Fri. Mixed	
Table 41			
AM 6:40	0 Lv.	Ar 2:05	
6:54	6.2	1:45	
6:59	8.1	1:35	
7:13	13.3	1:25	
7:50	30.6	11:40	
9:15	36.4	11:20	
10:18	43.7	10:58	
10:40	50.2	10:40	
11:00	50.7	10:40	
#1130	61.4	#1010	
11:40	64.5	10:00	
12:25	64.5	9:25	
1:15	82.3	8:43	
1:50	93.5	8:15	
2:05	98.4	8:05	
		AM 8:05	

Dodge City and Boise City

Read down		Read up	
73 Mon. Wed. Fri. Mixed	Mls.	74 Tues. Thur. Sat. Mixed	
Table 39			
AM 9:00	0 Lv.	PM 2:00	
9:38	14.3	1:05	
9:50	19.3	12:45	
10:05	26.5	12:20	
10:25	37.4	11:50	
11:05	49.8	11:05	
11:40	58.2	10:45	
12:30	74.3	9:30	
1:05	87.0	9:00	
1:25	94.3	8:30	
1:50	103.0	8:12	
2:10	111.3	7:55	
2:45	119.9	7:35	
3:17	132.3	7:00	
3:50	143.8	6:35	
5:00	159.5	6:00	
		AM 6:00	

Owen and Ralston

Read down		Read up	
71 Mon. Wed. Fri. Mixed	Mls.	72 Tues. Thur. Sat. Mixed	
Table 42			
AM 10:05	0 Lv.	AM 11:20	
10:15	7.4	11:05	
10:30	14.0	10:40	
10:40	20.2	10:20	
10:45	25.3	10:10	
10:55	28.6	10:05	
11:05	35.1	9:50	
11:15	42.1	9:30	
11:25	46.1	9:05	
11:35	50.2	8:50	
11:40	57.3	8:25	
11:59	64.6	8:00	
		AM 8:00	

Ponca City and Shawnee

Read down		Read up	
Bus Daily	Mls.	Table 47	Bus Daily
AM 7:20	0 Lv.	Ar 5:24	
7:56	42	4:48	
8:15	54	4:25	
8:25	60	4:19	
8:44	72	4:00	
8:50	76	3:54	
9:13	90	3:51	
9:39	106	3:31	
10:11	123	3:26	
10:24	131	2:13	
11:30	172	12:56	
11:51	185	12:35	
		PM 12:35	

Ripley and Guthrie

Read down		Read up	
Freight service only	Mls.	Table 43	Freight service only
0 Lv.	10.0	Ripley	Perkins
16.4	21.7	Goodnight	Coyle
39.9		Guthrie	

Guthrie and Kiowa

Read down		Read up	
Freight Service only	Mls.	Table 48	Freight service only
0 Lv.	13.9	Guthrie	
21.6	28.3	Crescent	
36.3	43.8	Lovell	
55.9	55.9	Marshall	
76.7	84.9	Douglas	
84.9	97.0	Fairmont	
116.9		Enid	
		Nash	
		Jet	
		Cherokee	
		Kiowa	

Rail-Auto Service available at this point
For explanation of Reference Marks
see pages 14 and 15.

Read down

Lamy and Santa Fe

Read up

23 Motor Coach Daily	25 Motor Coach Daily	21 Motor Coach Daily	19 Motor Coach Daily	17 Motor Coach Daily	15 Motor Coach Daily	13 Motor Coach Daily	93 Ex. Sun. Mixed	11 Motor Coach Daily	Mls.
PM 3.55	PM 3.40	PM 3.25	PM 2.30	PM 1.35	AM 11.20	AM 8.05	AM 6.10	AM 6.20	18.1
AM 4.30	AM 4.15	AM 4.00	AM 3.05	AM 2.10	AM 12.01	AM 8.40	AM 7.10	AM 6.45	

Table 49		
Mountain Standard Time		
AM 6.00	AM 7.45	AM 11.10
PM 5.30	PM 7.15	PM 10.30

10 Motor Coach Daily	12 Motor Coach Daily	14 Motor Coach Daily	94 Ex. Sun. Mixed	16 Motor Coach Daily	18 Motor Coach Daily	20 Motor Coach Daily	24 Motor Coach Daily	22 Motor Coach Daily	Mls.
AM 6.00	AM 7.45	AM 11.10	AM 11.30	AM 1.15	PM 2.15	PM 3.10	PM 3.20	PM 3.45	
PM 5.30	PM 7.15	PM 10.30	PM 10.30	PM 12.45	PM 1.40	PM 2.30	PM 2.50	PM 3.10	

Motor Coaches 16, 22 and 23 will be operated only when there are passengers arriving or departing Lamy on trains 17 and 18

Baggage under railroad check transported in trucks between Lamy and Santa Fe; trucks leave Lamy 11:25 am. and 3:40 pm.; trucks leave Santa Fe 10:10 am. and 2:30 pm. See Baggage, page 41, for regulations governing handling handbaggage and checked baggage, also restriction against checking baggage to and from Lamy on trains 17 and 18.

Rincon and Silver City

Table 50		
PM 5.2	PM 25.3	PM 38.6
AM 53.3	AM 53.3	AM 57.3
PM 77.7	PM 84.5	PM 100.7

Whitewater and Santa Rita

Table 51		
PM 8.3	PM 12.9	PM 14.4
AM 14.7	AM 16.7	

Socorro and Magdalena

Table 52		
AM 10.00	AM 10.45	AM 11.15
PM 10.00	PM 10.45	PM 11.15

Williams and Grand Canyon

Table 53		
AM 10.00	AM 10.45	AM 11.15
PM 10.00	PM 10.45	PM 11.15

Hanford and Porterville

Table 54		
AM 10.45	AM 11.20	AM 11.46
PM 12.00	PM 12.10	PM 12.20

Pasadena and Long Beach

Table 54a		
AM 10.45	AM 11.50	AM 12.05
PM 11.45	PM 12.50	PM 1.05

Prescott and Blue Bell

Table 55		
PM 6.1	PM 22.8	PM 32.0
AM 34.2		

Matthie and Cadiz

Table 55a		
AM 6.2	AM 14.5	AM 22.2
PM 105.8	PM 105.8	PM 107.3
AM 190.5		

Rice and Blythe

Table 56		
AM 18.3	AM 20.9	AM 42.0
PM 18.3	PM 20.9	PM 42.0

San Bernardino and Del Rosa

Table 57		
AM 1.8	AM 2.8	AM 5.3
PM 21.6		

San Bernardino and San Jacinto

Table 58		
AM 3.5	AM 7.3	AM 16.6
PM 44.8		

Corona and Elsinore

Table 59		
PM 17.8	PM 23.4	
AM 17.8	AM 23.4	

Oceanside and Fallbrook

Table 60		
AM 9.0	AM 11.4	AM 18.1
PM 19.9		

Oceanside and Escondido

Table 61		
AM 10.2	AM 17.2	AM 22.1
PM 10.2	PM 17.2	PM 22.1

Corcoran and Fresno

Table 62		
AM 4.1	AM 14.7	AM 24.8
PM 71.5		

Reedley and Piedra

NOTE: Freight train service generally daily except Sunday between Reedley and Piedra. Will carry passengers. See Agent at Reedley for information.

Table 63		
AM 5.9	AM 9.3	AM 11.3
PM 16.9		

Drake and Clarkdale

Table 63a		
AM 18.8	AM 38.0	
PM 18.8	PM 38.0	

Rail-Auto Service available at this point. For explanation of Reference Marks see pages 14 and 15.

Beaumont and Longview

		Mls.	Table 74		
		<i>G. C. & S. F. Ry.</i>			
No Passenger Service		.0	Beaumont	No Passenger Service	
		1.2	Calder Ave.		
		8.5	Voth		
		14.1	Lumberton		
		15.7	Fletcher		
		21.0	Silsbee		
		26.9	Evdale		
		36.4	Buna		
		38.7	Bessmay		
		48.3	Call Jct.		
		52.7	Kirbyville		
		62.7	Roganville		
		73.9	Jasper		
		87.7	Browndell		
		90.9	Brookeland		
		97.8	Pineland		
		105.0	Bronson		
		120.7	San Augustine		
		124.9	Bland Lake		
		127.3	Calgary		
	131.7	Neuville			
	140.1	Center			
	146.9	Flat Fork			
	151.9	Tenaha			
	162.0	Gary			
	172.0	Carthage			
	181.7	Beckville			
	188.1	Tatum			
	195.6	Easton			
	201.4	Estes			
	207.9	Longview			

Kirbyville and Oakdale

		Mls.	Table 75		
		<i>G. C. & S. F. Ry.</i>			
No Passenger Service		.0	Kirbyville	No Passenger Service	
		5.3	Bleakwood		
		15.8	Bon Welr		
		21.6	Merryville		
		39.7	DeRidder		
		45.0	Ikes		
		58.4	Cravens		
		63.8	Pitkin		
		73.5	Elizabeth		
		82.3	Oakdale		

Somerville and Silsbee

		Mls.	Table 76		
		<i>G. C. & S. F. Ry.</i>			
No Passenger Service		.0	Somerville	No Passenger Service	
		12.0	Clay		
		18.4	Allenfarm		
		28.3	Navasota		
		37.8	Yarboro		
		40.6	Stoneham		
		43.6	Plantersville		
		50.1	Dobbin		
		55.7	Montgomery		
		74.1	Conroe		
		76.6	Beach		
		79.0	Youens		
		81.1	Waukegan		
		91.6	Fostoria		
		96.9	Cleveland		
		104.2	Hightower		
		107.4	Rayburn		
		113.0	Romayor		
		116.0	Milvid		
		119.7	Fuqua		
	123.5	Votaw			
	130.1	Bragg			
	137.5	Honey Island			
	145.2	Kountze			
	154.1	Silsbee			

San Angelo and Sterling City

		Mls.	Table 76a		
		<i>G. C. & S. F. Ry.</i>			
Freight Service only		.0	San Angelo	Freight Service only	
		19.3	Carlsbad		
		25.9	Water Valley		
		46.1	Sterling City		

Sealy and Matagorda

G. C. & S. F. Ry.

		Mls.	Table 77		
No Passenger Service		.0	Sealy	No Passenger Service	
		10.1	Beard		
		18.3	Eagle Lake		
		18.3	Eagle Lake		
		.0	Rayner Jct.		
		2.8	Calhoun		
		7.7	Eldridge		
		17.5	Garwood		
		29.1	Bonus		
		30.3	Nedra		
		33.5	Egypt		
		38.1	Glen Flora		
	44.3	Wharton			
	52.6	Lane City			
	56.3	Cane Jct.			
	69.7	Bay City			
	80.7	Wadsworth			
	91.1	Matagorda			



Rail Travel made easier via Santa Fe

Tell your passengers about these special travel features now available via Santa Fe

TRAVEL CREDIT CARDS—Anyone with proper credit rating may have a rail credit card. Present it at any Santa Fe ticket window to charge rail, parlor-car, or sleeping-car tickets to any part of the country. Also honored for service in Santa Fe Dining and Lounge cars. Bills rendered monthly.

RAIL AUTO SERVICE—Enjoy the comfort and economy of rail travel—and still have the convenience of a late-model automobile at your destination at moderate cost. Rental cars readily available at Union Stations in Los Angeles, Denver, Wichita and Kansas City, Dearborn Station Chicago and Santa Fe Station, Oklahoma City. Rental car service available at other large cities on Santa Fe lines. Consult your local agent for further information or advance reservations.

PREPAID TICKETS—Tickets can be delivered to any point in the U.S. by making a deposit with your Santa Fe ticket agent. Pullman accommodations, incidental cash included, if desired.

Kiowa and San Angelo

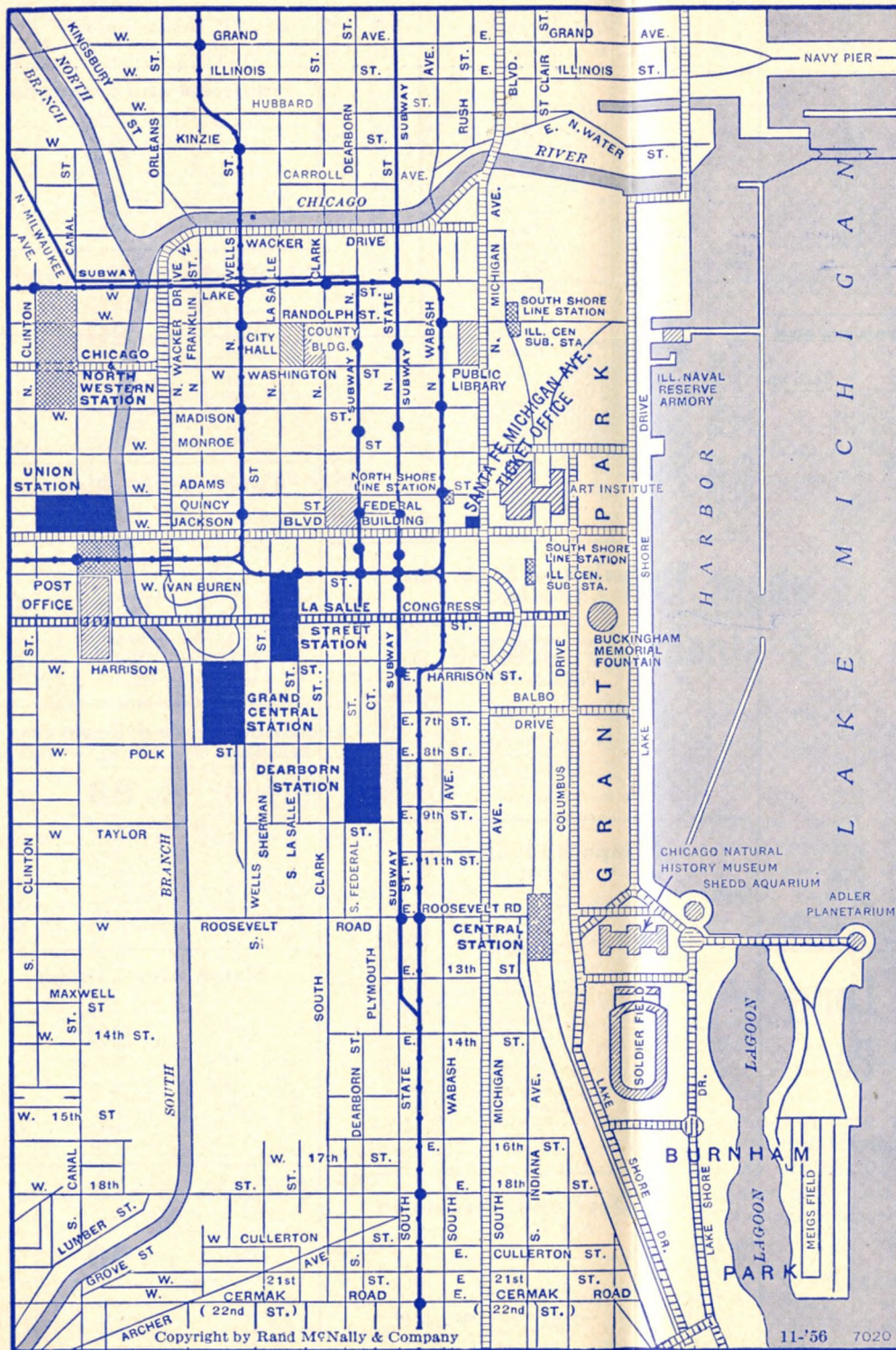
		Read down		Read up	
No 123 Daily	Mls.	Table 78	No 12 Daily		
		<i>Central Standard Time</i>			
		Lv. CHICAGO			
		Ar. KANSAS CITY			
		Ar. Newton			
		Ar. Wichita			
		Ar. Wellington			
		Ar. KIOWA			
		Lv. KIOWA, KAN.			
		Ar. Burlington, Okla.			
		Ar. Cherokee			
		Ar. Yewed			
		Ar. Carmen			
		Ar. Allie			
		Ar. West Cleo.			
		Ar. Orienta			
		Ar. FAIRVIEW			
		Ar. FAIRVIEW			
		Ar. Longdale			
		Ar. Canton			
		Ar. Leonel			
		Ar. Oakwood			
		Ar. Nobscot			
		Ar. Thomas			
		Ar. Custer City			
		Ar. Arapaho			
		Ar. Clinton 82			
		Ar. Braithwaite			
		Ar. Dill City			
		Ar. Sentinel			
		Ar. Cambridge			
		Ar. Lone Wolf			
		Ar. Lugert			
		Ar. Blair			
		Ar. ALTUS			
		Ar. ALTUS			
		Ar. Elmer, Okla.			
		Ar. Odell			
		Ar. Chillicothe			
		Ar. Medicine Mound			
		Ar. Margaret			
		Ar. Crowell			
		Ar. Truscott			
		Ar. Benjamin			
		Ar. Knox City			
		Ar. O'Brien			
		Ar. Rochester			
		Ar. Rule			
		Ar. Sagerton			
		Ar. HAMLIN			
		Ar. HAMLIN			
		Ar. McCauley			
		Ar. Sylvester			
		Ar. Longworth			
		Ar. SWEETWATER 10a, 79a			
		Ar. SWEETWATER			
		Ar. Maryneal			
		Ar. Blackwell			
		Ar. Bronte			
		Ar. Tennyson			
		Ar. San Angelo			
		Ar. 66. 67			

Fort Stockton and Presidio

		Read down		Read up	
129 Mixed Tues, Thurs, Sun.	Mls.	Table 78a	130 Mixed Mon, Wed, Fri.		
		Lv. Fort Stockton			
		Ar. Hovey			
		Ar. ALPINE			
		Ar. ALPINE			
		Ar. Tinaja			
		Ar. Plata			
		Ar. Presidio			
		Ar. (Rio Grande River)			

Rail-Auto Service available at this point
For Explanation of Reference Marks
See Pages 14 and 15

Map showing Chicago Business District and Railroad Stations



Chicago Passenger Stations and tenant railroad lines

Dearborn Station
Polk and Dearborn Sts.

Santa Fe
Chicago & Eastern Illinois.
Chicago & Western Indiana.
Erie.
Grand Trunk.
Monon.
Wabash.

C. & N. W. Terminal
Madison and Canal Sts.

1 and 2/10 miles from Dearborn Station.
Chicago & North Western.

Grand Central Station
Harrison and Wells Sts.

3/10 mile from Dearborn Station.
Baltimore & Ohio.
Chicago Great Western.
Pere Marquette.
Soo Line.

Central Station
Roosevelt Road and Michigan Ave.

8/10 mile from Dearborn Station.
Big Four.
Illinois Central.

La Salle St. Station
La Salle and Van Buren Sts.

1/2 mile from Dearborn Station.
Michigan Central.
New York Central.
Nickel Plate.
Rock Island.

Union Passenger Station
Canal, Adams, Jackson and Clinton Sts.

1 mile from Dearborn Station.
Burlington Route.
Chicago, Milwaukee, St. Paul & Pacific.
Gulf, Mobile & Ohio R. R.
(The Alton Route)
Pennsylvania Lines.

All Santa Fe passenger trains for Chicago arrive and depart from Dearborn Station, corner Polk and Dearborn streets. Two blocks north of Dearborn Station, within easy walking distance, is a regular station of the Elevated Ry. Loop Line.

Connections at Chicago

Santa Fe Trains arrive and depart from Dearborn Station UNLESS OTHERWISE NOTED, ALL TRAINS CARRY PULLMAN CARS OR COACHES

Time shown is Central Standard or Eastern Standard Time.

Dearborn Station, Polk and Dearborn Streets

Chicago & Eastern Illinois Railroad

Monon Railroad

Table with columns for SOUTH, NORTH, SOUTH, NORTH. Rows include train times for Chicago, Danville, Terre Haute, Vincennes, Evansville, Chicago, Monticello, Indianapolis, French Lick, Louisville.

Grand Trunk-Canadian National Railways

Erie Railroad

Table with columns for EAST, WEST, EAST, WEST. Rows include train times for Chicago, Detroit, Lansing, Flint, Port Huron, Toronto, Montreal, Chicago, Marion, Akron, Youngstown, Elmira, Binghamton, New York (Rockefeller Plaza).

Grand Central Station, Harrison and Wells Streets (3/10 miles from Dearborn Station)

Baltimore & Ohio Railroad

(C. & O. Ry.)

Table with columns for EAST, WEST, EAST, WEST. Rows include train times for Chicago, Pittsburgh, Washington, Baltimore (Camden Sta.), Philadelphia, New York (Jersey City Station), Chicago, Grand Rapids, Muskegon, Traverse City, Charlevoix, Petoskey, Lansing, Detroit.

La Salle Street Station, La Salle and Van Buren Streets (1/2 mile from Dearborn Station)

New York Central System (Via Cleveland)

(All trains shown in this table are daily unless otherwise indicated.)

Table with columns for EAST, WEST. Rows include train times for Chicago, Toledo, Cleveland, Buffalo, New York (G.C. Term.), Boston.

New York Central System (Via Detroit)

Table with columns for EAST, WEST. Rows include train times for Chicago, Detroit, Niagara Falls, Buffalo (Cent. Ter.), New York (G.C. Terminal), Boston.

Nickel Plate Road

New York Central-Canadian Pacific

Table with columns for EAST, WEST, EAST, WEST. Rows include train times for Chicago, Cleveland, Buffalo, New York, Quebec.

Central Station, Michigan Ave. and Roosevelt Road (8/10 miles from Dearborn Station)

Reference Marks.

Table with columns for EAST, WEST. Rows include train times for Chicago, Indianapolis, Cincinnati, Richmond, Norfolk, Washington. Includes reference marks for days of the week and special services.

Connections at Kansas City (Union Station)

UNLESS OTHERWISE NOTED, ALL TRAINS CARRY PULLMAN CARS OR COACHES

Time shown is Central Standard or Eastern Standard Time.

C. R. I. & P. Ry.				The Milwaukee Road			
EAST		WEST		EAST		WEST	
<i>Central Standard Time</i>							
	PM	AM	Lv	Ar	PM	AM	Lv
	9.20	9.30	Kansas City	Ar	9.30	7.00	Kansas City
	1.35	1.40	Des Moines	Lv	4.57	1.30	Excelsior Springs
	8.00	6.35	St. Paul	Lv	12.10	7.35	Chillicothe
	8.45	7.20	Minneapolis	Lv	11.45	7.00	Seymour
	AM	PM		AM	PM		Ar
	9.30	1.25	Kansas City	Ar	7.30	9.50	Ar
	3.56	7.21	Davenport	Lv	12.45	4.12	Lv
	4.10	7.35	Rock Island	Lv	12.35	4.05	Lv
	4.30		Moline	Lv	12.08		Lv
	AM	AM		AM	PM		AM

Connections at St. Louis (Union Station)

Pennsylvania R. R.				Nickel Plate Road (N. Y. C. & St. L. R. R.)			
EAST		WEST		EAST		WEST	
<i>Central Standard Time</i>							
	PM	AM	Lv	Ar	PM	AM	Lv
	11.15	10.30	St. Louis	Ar	7.15	11.25	St. Louis
	1.50	8.54	Terre Haute	Lv	4.15	8.40	Charleston
	3.15	10.20	Indianapolis	Lv	2.53	7.25	Frankfort
<i>Eastern Standard Time</i>							
	6.26	1.27	Dayton	Lv	1.40	6.17	Muncie
	12.30	7.00	Pittsburgh	Lv	8.25	12.56	Lima
	10.23		Baltimore	Lv		8.50	Findlay
	11.25		Washington	Lv		7.45	Cleveland
	9.35	2.05	North Philadelphia	Lv	1.04	6.19	
	11.30	3.33	New York	Lv	11.35	4.50	
	PM	PM	(Pennsylvania Station)	AM	PM	PM	AM

New York Central System (Big Four)				Baltimore & Ohio R. R.			
EAST		WEST		EAST		WEST	
<i>Central Standard Time</i>							
	PM	AM	Lv	Ar	PM	AM	Lv
	11.30	6.00	St. Louis	Ar	8.35	12.50	St. Louis
	4.55	10.21	Indianapolis	Lv	3.20	7.48	Louisville
<i>Eastern Standard Time</i>							
		8.40	Cincinnati	Lv	11.15		Cincinnati
				Lv		10.45	
				Lv		3.30	
<i>Central Standard Time</i>							
			Indianapolis	Ar	3.00	7.35	1.00
<i>Eastern Standard Time</i>							
			Cleveland	Lv	9.40	3.08	8.35
			Buffalo	Lv	5.25	11.30	4.50
			New York (G. C. Terminal)	Lv	9.00	2.30	6.45
			Boston	Lv	7.00	11.45	4.20
				AM	AM	PM	PM

Louisville & Nashville R. R.				Wabash Ry.			
SOUTH		NORTH		EAST		WEST	
<i>Central Standard Time</i>							
	PM	AM	Lv	Ar	PM	AM	Lv
	10.40	4.35	St. Louis	Ar	8.20	3.45	St. Louis
	2.55	9.15	Evansville	Lv	3.50	11.10	Decatur
<i>Eastern Standard Time</i>							
			Evansville	Lv	2.25		Danville
			Louisville	Lv	10.10		La Fayette
<i>Central Standard Time</i>							
			Evansville	Ar	3.25	10.35	10.30
			Nashville	Lv	12.05	6.30	6.30
			Birmingham	Lv	7.30	8.55	8.15
			Montgomery	Lv	5.30	6.15	5.55
<i>Eastern Standard Time</i>							
			Pensacola	Lv	12.15	12.15	12.40
			Mobile	Lv	1.40	12.15	12.55
			New Orleans	Lv	10.30	8.20	9.00
<i>Central Standard Time</i>							
			Chatanooga	Lv	9.08	1.30	2.45
			Atlanta	Lv	6.00	9.00	10.50
			Jacksonville	Lv		7.45	9.45
			Miami	Lv		10.00	12.40
			Tampa	Lv		11.00	1.00
			St. Petersburg	Lv		7.30	11.00
				AM	AM	PM	AM

Illinois Central R. R.				Gulf, Mobile & Ohio R. R.			
SOUTH		NORTH		SOUTH		NORTH	
<i>Central Standard Time</i>							
	PM	AM	Lv	Ar	PM	AM	Lv
	11.17	7.00	St. Louis	Ar	9.00	7.38	4.40
	3.10	10.48	North Cairo	Lv	5.16	3.07	10.44
	7.00	2.17	Memphis	Lv	1.55	11.45	7.00
	12.25	6.00	Jackson	Lv	10.21	8.10	1.50
	4.35	9.30	New Orleans	Lv	7.15	5.00	8.45
	AM	AM		AM	PM	PM	AM

Reference Notes

Reference Marks shown below apply to this page and are not shown on pages 14 and 15.

* Daily. † Except Saturday. ‡ Flag stop. △ Pennsylvania Station—30th St., Philadelphia. ‡ On Sunday arrive Boston 10.00 pm. ⊙ On Sat. Lv. New York 10.05 pm., On Sun. Lv. Buffalo 6.48 am. ⊕ Via Greyhound Bus. Rail tickets honored. ⊗ Connection at North Carol with Bus.

PILLOW SERVICE

As a convenience to chair car passengers, pillows may be rented from NEWS AGENTS on principal trains—trains 21 and 22, El Capitán, trains 19 and 20, The Chief, and trains 1 and 2, San Francisco Chief, the charge is 50¢ for the entire trip. On all other trains the charge is 35¢ per night.

Connections at Denver

Table of train connections at Denver, including routes to St. Louis, St. Paul, Chicago, and other destinations via various rail lines like Southern Pacific and Union Pacific.

Connections at Houston

Table of train connections at Houston, including routes to St. Louis, St. Paul, Chicago, and other destinations via Southern Pacific Lines.

Missouri Pacific Lines

Table of train connections at Houston via Missouri Pacific Lines, including routes to St. Louis, St. Paul, Chicago, and other destinations.

Connections at Merced

Via Yosemite Transportation Co.

Table of train connections at Merced via Yosemite Transportation Co., including routes to Los Angeles, Bakersfield, Fresno, and other destinations.

Santa Fe Movies

For showing to organized groups and clubs—in 16mm. Color and Sound. No rental charge. Write for free catalog and other information.

FILM BUREAU, SANTA FE RAILWAY
80 East Jackson Blvd., Chicago 4, Illinois



WHATEVER you're shipping specify

safe, swift, sure



Reference Notes

Reference Marks shown below apply to this page only and are not shown on pages 14 and 15. * Daily. † Daily except Sunday. ‡ Daily except Monday. § Sunday only. ○ Leaves Sunday, Wednesday and Friday. ⊕ Arrives Monday, Thursday and Saturday. ⊙ S. F. Trailways Motor Coach between Los Angeles and Bakersfield. □ On call.

MISCELLANEOUS INFORMATION

NOT RESPONSIBLE. The Atchison, Topeka & Santa Fe Railway System will not be responsible for errors in these time tables, nor for inconvenience or damage resulting from delayed trains, or failure to make connections. Schedules herein are subject to change without notice.

BUY TICKETS before boarding trains.

ONLY ONE COUPON required for passage between any two points on Santa Fe System Lines. Coupon should read for account of "AT&SF System."

PREPAID TICKETS. Tickets can be furnished anywhere on order and deposit given to your Santa Fe agent. Ask for information as to delivery of tickets at any point in the United States by placing order and making deposit at destination. Berth and cash for incidentals included if desired.

This service is attractive and extensively used for transportation of elderly people, invalids, students, and wherever it is desirable to make payment to any Santa Fe agent or representative for ticket and reservations to be delivered to passengers anywhere.

CHAIR CARS. No extra charge is made for occupancy of seat in chair cars, except moderate additional charge for reserved seats on San Diegos between Los Angeles and San Diego; also on Golden Gate streamliners between Bakersfield and Oakland and the El Pasoan between Albuquerque and El Paso. An extra charge is made in parlor cars on all trains so equipped.

CHILDREN under 5 years of age, when accompanied by parent or guardian, will be carried free. Children 5 years and under 12 years, one-half fare. Children 12 years of age or over, full fare. Coach seats will be reserved for children under 5 years of age on El Capitan, the Chief and San Francisco Chief.

ADJUSTMENT OF FARES. In cases of dispute with conductors or agents, pay the fare required, take receipt and communicate with the General Passenger Traffic Manager.

REDEMPTION OF TICKETS. Tickets unused, or partly used, will be redeemed under tariff regulations at proper value.

STOP-OVERS. First-class One-way and One-way Coach tickets have a transit limit of thirty days and stop-overs are allowed at all points en route within that limit. All Round-trip tickets allow liberal stop-overs within final return limit. Passengers must notify conductor before arrival at stop-over point if stop-over is desired.

AIR-CONDITIONED TRAINS. All regular cars on most Santa Fe main line trains are shown in this timetable folder as air-conditioned and every effort is made to provide such cars as specified. However, the Santa Fe reserves the right to use non-air-conditioned cars on these trains when operating necessities demand they be used.

INVALIDS OR DISABLED PERSONS IN WHEEL CHAIR OR ON COT OR STRETCHER. Passenger occupying wheel or invalid chair, or cot or stretcher, will not be carried in chair car, Pullman sleeping or parlor car, or baggage car. Such passengers may travel in regular passenger accommodations if accompanied by attendant holding transportation who will take care of them enroute, also entering and leaving train. Wheel chair, cot or stretcher will be handled in baggage car and included in weight and value of passengers' baggage allowance.

DRINKING CUPS. For the convenience of passengers free drinking cups provided in all cars.

PILLOW SERVICE. Chair car passengers may rent pillows from news agents on all principal trains. On Trains 19 and 20, the Chief, Trains 21 and 22, El Capitan and Trains 1 and 2, the San Francisco Chief, the charge is \$.50 for entire trip. On all other trains the charge is \$.35 per night.

BAGGAGE. Passengers should check all baggage except that needed enroute. Check a day in advance if possible. Checkable baggage is defined as personal effects but does not include liquids, jewelry, cameras, money, negotiable papers, fragile articles, typewriters, radios or foodstuffs. Household goods must not be included in checked baggage.

150 pounds of baggage, with \$100 valuation, checked free for each adult on paid transportation, 75 pounds and \$50 free valuation on each 1/2 fare. No single piece exceeding 300 pounds, or single shipments exceeding \$2500 will be checked. Free valuation on cartons is \$25, limited to 50 pounds.

In connection with Family Plan sales one ticket is issued on which 300 lbs. of baggage (not exceeding \$200.00 in value) will be checked free.

Intrastate in California limitations on free value allowance—trunk \$100, valise, suitcase or traveling bag \$50, and box, bundle or package \$10.

Valuation of baggage must be declared in writing at time of checking.

A charge of 25 cents is made for each \$100 declared value in excess of free allowance. Exception: California Intrastate 20 cents. Baggage insurance covering full value of passengers' baggage and personal effects for entire trip away from home is sold at principal stations and offices.

Delivery service may be arranged with Special Delivery checks in principal cities direct to Steamship Piers, hotels and business or private addresses on payment of delivery charges.

Super Chief, Trains 17 and 18, do not handle checked baggage over any part of the run. On The Chief, Train 20, baggage compartment is locked between La Junta and Kansas City and checked baggage will not be handled to, from, or between any intermediate stations between La Junta and Kansas City.

Baggage is handled between Lamy and Santa Fe, N.M. by Indian Detours Transportation Company. Hand baggage will be transported free in passenger buses. Baggage under railroad check, 150 pounds free allowance on adult ticket, 75 pounds on child's half fare ticket, will be transported in baggage truck. See table 49 for baggage truck schedules. Hand baggage under railroad check will also be handled on passenger buses, but no dogs or pets.

BAGGAGE INSURANCE. St. Paul Fire and Marine Insurance Company policies on sale at principal offices.

BABY CARRIAGES, BICYCLES (not motorcycles), COTS, GOLF BAGS, GUNS, STRETCHERS AND WHEEL OR INVALID CHAIRS will be checked and included in free allowance subject to tariff regulations.

DOGS, CATS AND SMALL HOUSEHOLD PETS will be handled in baggage car subject to tariff regulations and charges with the following exceptions: Super Chief, Trains 17 and 18; Chief, Train 20 from, to or between stations intermediate to La Junta and Dodge City, Newton and Kansas City.

Passengers occupying private rooms including roomettes of Pullman cars may take not exceeding two animals in any one room PROVIDED they are carried in and out of car in baskets or other containers; however, dogs may be on leash and muzzled in lieu of in container. The carrying of dogs, cats, etc. in chair cars or coaches is prohibited.

REMAINS will not be handled on Super Chief, Trains 17 and 18. On Train 20 remains will not be handled from to or between stations intermediate to La Junta and Dodge City, Newton and Kansas City.

Remains may be checked to and from all points on the Santa Fe System where regularly scheduled passenger and mixed (not freight) train service is maintained. Consult agent as to what points remains may be checked and where they cannot be checked.

FREE SELF SERVICE BAGGAGE CARTS available at many Santa Fe Stations. Consult agent regarding location.

HAND BAGGAGE IN PULLMANS is restricted to what can be conveniently placed in berth or seat occupied by passenger.

LOST ARTICLES. Inquiry for lost articles should be directed to General Baggage Agents at Topeka, Kans. or Los Angeles, Calif., and Passenger Traffic Managers at Galveston and Amarillo, Tex. Inquiry for articles lost in Pullman cars should be referred to nearest District Superintendent of The Pullman Company.

The carriers are not responsible for unchecked articles carried in passenger cars or left in stations.

PARCEL ROOMS. Parcel rooms will be found at the principal stations, where packages, hand baggage, etc., may be checked and cared for at a nominal charge.

MIXED TRAINS. Carry both freight and passengers, and though run as nearly as possible on schedule time they are liable to be delayed. Baggage is carried only on such trains of this class as are provided with baggage cars, in the absence of which it will be accepted for shipment only on other passenger trains, or as freight in the usual manner.

STANDARDS OF TIME USED. Central Standard time is used on all divisions of the Santa Fe east of Dodge City and Scott City, Kan., and Clovis, N.M. West of these points and east of Needles and Parker, Ariz., Mountain Standard time, which is one hour slower than Central Standard time is used. At Needles and Parker, Ariz., and west thereof, Pacific Standard time which is two hours slower than Central Standard time is used.

TRAVELERS AID SOCIETIES. Representatives of Travelers Aid Societies are at many of the larger stations for purpose of relieving distress and assisting the unprotected. Those in need of such service should inquire of station force for representative of the Travelers Aid Society.

EXPRESS AND TELEGRAPH. Railway Express Agency Inc., also the Western Union Telegraph Co., operate along the Santa Fe. Wherever there is a station agent, you will find a telegraph office. Telegraph blanks supplied in sleeping cars and parlor cars.

TAX ON TRANSPORTATION. Federal tax of 10% on transportation and state taxes are not included in rail fares and sleeping or parlor car charges shown herein. Federal tax of 3% on transportation of property and state taxes are not included in baggage charges shown herein.

COURIER NURSES on Trains 1 and 2, San Francisco Chief, Trains 21 and 22, El Capitan and Trains 15 and 16, Texas Chief, are carefully chosen registered nurses well qualified to assist passengers who require their free and friendly service.

Attendant and Transfer Service

Santa Fe trains at Chicago, Kansas City, Pueblo, Colorado Springs, Denver, Lamy, Phoenix, San Bernardino, Los Angeles, San Diego, San Francisco, Oakland, Wichita, Tulsa, Oklahoma City, Ft. Worth, Dallas, Houston, Galveston, Amarillo and El Paso are met by a corps of uniformed attendants, whose duty it is to assist passengers in reaching omnibuses or street cars, or direct them to the auto or taxi-cab service in the station. Also they will carry hand baggage. Wheel chairs are furnished for invalids, the aged, etc.

In general guides wear a blue uniform and red cap, distinguishing them from other employees. At Galveston, the uniform and caps are red. Details of transfer service follow:

Chicago, Ill.—Dearborn Station—A uniformed agent of the Railroad Transfer Service, Inc. will arrange for transfer of passengers and baggage to other stations or for the handling of baggage from Dearborn Station to any city address. The Yellow Cab Company provides taxicabs.

Passengers and their hand baggage will be transferred by Railroad Transfer Service to other depots upon surrender of transfer coupon from their through ticket.

Transfer and Storage of Hand Baggage between Trains: Passengers holding tickets through Chicago, including Railroad Transfer Service coupon, and having more than three hours between trains, may deliver their hand baggage to the Railroad Transfer Service Desk at incoming depots at cost of 25c per piece transfer charge plus nominal parcel room charge, and receive claim check for reclaiming baggage at parcel room (24 hours storage) of outgoing depots. The Railroad Transfer Service coupon—included as part of your through ticket—also provides transfer in Railroad Transfer Service vehicles from your incoming depot to outgoing depot.

LOS ANGELES, CALIF.—Union Station—Yellow Cab Co. (passengers) Atlantic Transfer Co. (baggage). **Transfer Between Union Station and Santa Fe Bus Terminal 6th and Main.** Passengers holding thru tickets transferring from train to bus are given Yellow Cab transfer by conductor; from bus to train secure transfer check from dispatcher at Bus Terminal. Checked baggage is handled by Park's Baggage Service.

Station	Taxicab or Transfer For Passengers	Transfer or Handling Of Baggage
Amarillo, Tex.	Santa Fe	Yellow Cab Co.
Berkeley, Calif.	Santa Fe	Yellow Cab Co.
Colorado Springs	Santa Fe	Yellow Cab Co.
Dallas, Tex.	Union Station	Yellow Cab Co.
Denver, Colo.	Union Station	Yellow Cab Co.
Ft. Worth, Tex.	GC&SF-RI-SP	Yellow Cab Co.
Houston, Tex.	GC&SF-RI&Ft.W&DC-GH&H-MP	Yellow Cab Co.
Kansas City, Mo.	Union Station	Yellow Cab Co.
Oakland, Calif.	Santa Fe	Yellow Cab Co.
Oklahoma City	Santa Fe	Yellow Cab Co.
Pasadena, Calif.	Santa Fe	Tanner Motor Livery
Phoenix, Ariz.	Union Station	Yellow Cab Co.
Pueblo, Colo.	Union Station	Yellow Cab Co.
San Bernardino, Calif.	Santa Fe-UP	Tanner Motor Livery
San Diego, Calif.	Santa Fe	Yellow Cab Co.
San Francisco, Calif.	Santa Fe Passenger Terminal 44 Fourth St.	Yellow Cab Co.
Stockton, Calif.	Santa Fe	Yellow Cab & Bag. Co.
Tulsa, Okla.	Union Station	Yellow Cab Co.
Wichita, Kans.	Santa Fe-RI-SLSF	Vets Cab Co.

Where no transfer concerns are mentioned the traveling public will find the usual local taxicabs available for use. Persons patronizing the regularly authorized transfer facilities are assured of efficient service, courteous treatment and reasonable fares.

RAILROAD AND PULLMAN FARES

RAIL FARES in effect October 27, 1957. PULLMAN RATES quoted by Pullman Co., in effect October 27, 1957.

Subject to change without notice. (Federal tax 10% not included.)

BETWEEN	RAIL FARES		PULLMAN RATES	BETWEEN	RAIL FARES		PULLMAN RATES	BETWEEN	RAIL FARES		PULLMAN RATES
	One-Way First-Class	One-Way Coach	STANDARD		One-Way First-Class	One-Way Coach	STANDARD		One-Way First-Class	One-Way Coach	STANDARD
			Lower Berth				Lower Berth				Lower Berth
Newton and—Cont.				St. Louis and—Cont.				Temple and			
Dallas	\$16.38	\$11.74	\$5.80	Long Beach	\$78.62	\$56.18	\$*23.15	Los Angeles or San Diego (via Newton)	\$69.38	\$49.56	\$*19.10
Denver	20.44	14.61	6.70	Los Angeles, San Diego or San Francisco	78.62	56.18	23.15	Los Angeles or San Diego (via Sweetwater)	57.00	40.72	*16.70
Ft. Worth	15.29	10.93	5.80	Los Angeles (via Grand Can.)	86.92	62.28	28.95	Topeka and			
Grand Canyon	45.81	34.08	15.90	Phoenix	66.64	47.68	19.85	Wichita	5.96	4.26	5.80
Los Angeles	60.75	43.40	19.10	San Antonio and				Trinidad and			
Los Angeles (via Grand Canyon)	69.05	49.50	24.90	Colorado Springs	38.94	27.83	13.25	Los Angeles	44.51	31.79	14.70
Oklahoma City	7.69	5.90	5.80	Denver	41.76	29.84	14.05	San Francisco	52.68	37.63	16.70
San Francisco	66.41	47.44	19.10	Kansas City	29.96	21.39	10.20	Waynoka and			
Wichita	1.05	.76		Oklahoma City	18.76	13.42	7.55	Los Angeles	54.82	39.17	17.70
Oklahoma City and				Wichita	25.10	17.92	9.50	San Francisco	66.57	47.57	19.10
Colorado Springs	25.20	18.01	9.50	San Diego and				Wellington and			
Dallas	8.69	6.24	5.80	Amarillo	46.84	33.46	*16.20	Amarillo	12.08	8.63	5.80
Ft. Worth	7.92	5.67	5.80	Chicago	85.56	61.12	*24.20	Clovis	16.08	11.49	6.70
Galveston	20.37	14.60	6.70	Clovis	44.54	31.82	*14.70	Wichita and			
Grand Canyon	50.02	37.08	17.00	Colorado Springs	49.85	35.62	*17.80	Amarillo	13.40	9.58	5.80
Houston	18.32	13.14	6.70	Kansas City	67.86	48.48	*20.70	Carlsbad	24.51	17.49	7.55
Long Beach	60.31	43.07	*19.10	Kiowa	56.45	40.32	*18.85	Clovis	17.41	12.43	7.55
Los Angeles	60.31	43.07	19.10	Oklahoma City	60.31	43.07	*20.15	Colorado Springs	18.56	13.26	6.70
Los Angeles (via Grand Canyon)	68.61	49.17	24.90	San Francisco and				Dallas	15.33	10.98	5.80
San Diego	61.36	43.84	*20.15	Barstow	17.16	12.25	5.80	Denver	20.96	14.98	6.70
San Francisco	69.30	49.51	20.15	Carlsbad	61.50	43.94	15.90	Ft. Worth	14.25	10.17	5.80
Phoenix and				Colorado Springs	52.68	37.63	17.70	Grand Canyon	46.87	34.83	15.90
Los Angeles (via Ash Fork)	18.67	13.35	6.30	Dallas-Ft. Worth	70.92	50.65	20.15	Los Angeles (via Newton)	60.75	43.40	19.10
San Francisco (via Ash Fork)	30.62	21.87	10.20	Denver	52.68	37.63	17.70	Los Angeles (via Texico)	60.26	43.04	19.10
Pueblo and				El Paso	53.93	38.52	14.05	Los Angeles (via Texico-Grand Canyon)	68.56	49.14	24.90
Albuquerque	13.86	9.91	7.55	Houston	79.28	56.63	20.15	San Francisco	67.00	47.86	19.10
El Paso	23.61	16.85	10.20	Kiowa (via Amarillo)	65.16	46.55	19.10	Williams	40.71	29.11	14.70
Los Angeles	48.10	34.36	16.70	La Junta	52.68	37.63	16.70	Winslow and			
San Francisco	52.68	37.63	16.70	New Orleans	82.15	58.67	21.90	Grand Canyon	7.77	6.76	5.80
St. Louis and				Newton (via La Junta)	66.42	47.45	19.10	Woodward and			
Colorado Springs	34.77	24.84	11.45	Oklahoma City	67.86	48.48	20.15	Los Angeles	53.42	38.16	17.00
Denver	35.14	25.12	11.45	St. Louis	78.62	56.18	23.15	San Diego	55.29	39.49	*17.00
Grand Canyon	63.71	46.87	19.45	Wichita	66.94	47.82	19.10	San Francisco	65.18	46.56	18.85
Hutchinson	19.16	13.69	7.05	Williams	31.28	22.37	9.50				
La Junta	31.65	22.62	10.20	Winslow	34.87	24.93	10.20				

Seat Rates

BETWEEN AND	Chicago		Kansas City
	Chicago	Kansas City	
Bartlesville, Okla.	\$5.70	\$1.90	
Chillicothe, Ill.	1.15	3.00	
Ft. Madison, Ia.	2.00	2.15	
Galesburg, Ill.	1.50	2.60	
Independence, Kan.	5.30	1.50	
Kansas City, Mo.	3.80		
La Plata, Mo.	2.70	1.35	
Marceline, Mo.	3.05	1.15	
Streator, Ill.	1.15	3.40	
Tulsa, Okla.	6.10	2.35	

PULLMAN NOTES:

↓ In through car stopping at Grand Canyon from morning to evening; upper berth and room rates will be main line upper berth or room rate plus Williams-Grand Canyon Pullman sidetrip rate for accommodations occupied shown in table page 43 opposite \$5.80 lower berth rate. For longer stopover use rates to and from Grand Canyon. Same charge applies if sleeping car sets out at Williams while passengers make side trip to the Canyon by bus.

- * Applies to or from Los Angeles or Pasadena.
- Applies to or from Clovis.
- Drawing-room has full section single lower berth and toilet annex.
- Compartment has full section and toilet conveniences.
- Double Bedroom has lower bed, an upper berth and toilet conveniences.
- Roomette is small private room for one passenger's use, approximately same space as a section with folding bed and toilet facilities.
- Duplex-Roomette is a small private room for one passenger's use with folding or sliding bed and toilet facilities.
- Suite consists of two connecting bedrooms (door or sliding partition) or connecting bedroom and compartment.

RAIL NOTES: 2 Westbound fare. 3 Eastbound fare.

Minimum Rail and Pullman Ticket Requirements

Minimum of one and one-quarter adult rail tickets for exclusive occupancy of drawing-room (Berth Service); charges for fractional tickets are based on one-way first-class fares. Only one railroad ticket is required for occupancy of a roomette alone, duplex roomette, bedroom or compartment. (Berth Service). Fractional extra fare tickets also required on Super Chief on above basis.

SIDE-TRIPS

Subject to charge—Federal tax 10% not included

DENVER, COLORADO SPRINGS OR PUEBLO. Tickets between Dodge City, Kans. and east and Los Angeles or Bakersfield, Cal. and beyond via Santa Fe Lines via La Junta and Ash Fork may include sidetrip La Junta to Denver, Colorado Springs or Pueblo without charge. Sidetrip coupons can be included at time of purchase or obtained at Santa Fe ticket offices enroute. In connection with all other tickets passengers may purchase six months limit side-trip tickets from La Junta at: FIRST CLASS Denver \$12.90, Colorado Springs \$7.65, Pueblo \$4.55; COACH Denver \$9.20, Colorado Springs \$5.50, Pueblo \$3.25.

LONG BEACH, CALIF. Sidetrip is available from Los Angeles to Long Beach, in connection with round trip trans-continental tickets without charge when application is made at time through transportation is purchased.

CARLSBAD, N. M. (For Carlsbad Caverns National Park.) Sidetrip \$3.35 from Clovis, N. M. to Carlsbad in connection with round trip tickets via Santa Fe Lines between Amarillo or Sweetwater, Tex., and Belen, N. M., or one-way tickets between Amarillo or Sweetwater and Winslow, Arizona. Motor transportation Carlsbad to Carlsbad Cavern National Park and return \$2.45; children 5 to 12, \$1.25. Cavern's fees are: Entrance fee \$1.50 adults, charge includes taxes. Lunch 65c. No charge for elevator service.

GRAND CANYON, ARIZ. (Grand Canyon National Park.) Sidetrip \$8.30 first class, or \$6.10 coach, from Williams, Arizona to Grand Canyon and return may be included in any class of rail ticket routed to or via Williams. One-way rail fare all classes between Williams and Grand Canyon is \$4.18. Rail tickets are honored on Motor Coach between Williams and Grand Canyon. Sidetrip coupons may be included at time of purchase or enroute upon presentation of through ticket.

PHOENIX, ARIZ. (Optional Route) One-way or round-trip tickets reading from or via Albuquerque or Belen, N. M., to Barstow, Calif., or beyond, or vice versa, will be honored via Ash Fork to Prescott or Phoenix and return without additional charge.

SAN DIEGO, CALIF. Sidetrip Los Angeles to San Diego and return, or route via San Diego, is available at time of purchase of round trip trans-continental tickets without charge.

SANTA FE, N. M. Lamy to Santa Fé and return, via Indian Detours Transportation Co. motor service, \$1.65.

BOULDER CITY, NEV. (Hoover Dam.) Kingman to Boulder City and return \$4.05.

YOSEMITE VALLEY, CALIF. (Yosemite National Park.) Merced to Yosemite Valley and return, \$9.00.

Passenger Traffic Department Officials

R. T. ANDERSON, General Passenger Traffic Manager	Chicago 4, Ill., Railway Exchange Bldg., 80 E. Jackson Blvd.	H. B. BAILEY, General Traveling Passenger Agent	A. T. & S. F. Ry. System
HUGH N. DAVIS, Assistant General Passenger Traffic Manager	A. T. & S. F. Ry. System	H. F. ROONEY, General Traveling Passenger Agent	A. T. & S. F. Ry. System
J. L. SLOAN, Assistant General Passenger Traffic Manager	A. T. & S. F. Ry. System	THOS. M. BRAXTON, General Traveling Passenger Agent	A. T. & S. F. Ry. System
H. C. JOHNSTON, Assistant General Passenger Traffic Manager	A. T. & S. F. Ry. System	R. B. BROWN, General Traveling Passenger Agent	A. T. & S. F. Ry. System
ARTHUR A. DAILEY, General Advertising Manager	A. T. & S. F. Ry. System	H. K. SINCLAIR, General Mail and Express Traffic Manager	A. T. & S. F. Ry. System
FRED A. TIPPLE, Assistant General Advertising Manager	A. T. & S. F. Ry. System	H. A. BROOKS, Asst. Gen. Mail and Express Traffic Manager	A. T. & S. F. Ry. System
ROSS E. CHAPPELL, Asst. Gen. Passenger Traffic Manager	A. T. & S. F. Ry.—Coast Lines	C. M. WARFEL, Mail and Express Traffic Manager	A. T. & S. F. Ry.—Coast Lines
S. CARLSON, General Passenger Agent	A. T. & S. F. Ry.—Coast Lines	G. L. HUG, Assistant General Baggage Agent	A. T. & S. F. Ry.—Coast Lines
H. W. BECK, Western General Passenger Agent	A. T. & S. F. Ry.—Coast Lines	H. E. ADAMS, Agricultural Agent	A. T. & S. F. Ry.—Coast Lines (Bakersfield Calif.)
S. E. PORTER, Assistant General Passenger Agent	A. T. & S. F. Ry.—Coast Lines	Phoenix, Ariz., 335 First National Bank Bldg.	D. B. MALCOLM, Asst. Gen. Freight and Passenger Agent
T. C. OSBORN, General Freight and Passenger Agent	A. T. & S. F. Ry.—Coast Lines	Topoka, Kan., A. T. & S. F. General Office Bldg.	H. M. LONG, Assistant General Baggage Agent
GEO. F. SHERMAN, Passenger Traffic Manager	A. T. & S. F. Ry.	C. L. RICH, General Passenger Agent	R. E. MILLER, Mail and Express Traffic Manager
C. L. RICH, General Passenger Agent	A. T. & S. F. Ry.	E. W. SAYLOR, Assistant General Passenger Agent	A. T. & S. F. Ry. (Kansas City, Mo.)
E. W. SAYLOR, Assistant General Passenger Agent	A. T. & S. F. Ry.	A. K. NOE, General Baggage Agent	F. SELLONKE, Traveling Mail and Express Agent
A. K. NOE, General Baggage Agent	A. T. & S. F. Ry.	Albuquerque, N. M., 314 First St., S. W.	G. C. LYMAN, General Freight and Passenger Agent
G. C. LYMAN, General Freight and Passenger Agent	A. T. & S. F. Ry.	Galveston, Tex., General Office Bldg.	G. C. & S. F. Ry.
W. J. RODGERS, Passenger Traffic Manager	G. C. & S. F. Ry.	W. W. WOODFORD, Assistant General Passenger Agent	G. C. & S. F. Ry.
W. W. WOODFORD, Assistant General Passenger Agent	G. C. & S. F. Ry.	Amarillo, Tex., General Office Bldg.	R. I. CROSS
H. C. VINCENT, Traffic Manager	P. & S. F. Ry.	F. E. HANLON, General Passenger Agent	L. A. TURNER
F. E. HANLON, General Passenger Agent	P. & S. F. Ry.	M. N. NELSON, Industrial Agent	R. E. COUDEN, Industrial Agent
M. N. NELSON, Industrial Agent	Topeka, Kans.	L. J. LE ROY, Industrial Agent	G. W. WOOD, Industrial Agent
L. J. LE ROY, Industrial Agent	Los Angeles, Calif.	J. E. PLACE, Industrial Agent	San Francisco, Calif.

Traffic Department Agencies

Albuquerque, N. M.—Phone CHapel 2-5291.	F. H. CLEMENS, City Passenger Agent.	Detroit 26, Mich.—1225 Lafayette Bldg., 149 Michigan Ave.,
G. C. LYMAN, General Freight and Passenger Agent.	T. J. WILSON, City Passenger Agent.	Phones: Woodward 2-8747-8-9 (Passenger) Woodward
ORVILLE R. PRATT, City Passenger Agent.	GEORGE TALBOT, Traveling Passenger Agent.	1-2974-5 and 6 (Freight).
W. D. KLEINSTEUBER, Depot Passenger Agent.	MISS MILDRED HUGHES, Traveling Passenger Agent.	M. A. MURPHY, Assistant Traffic Manager.
Alhambra, Calif.—106 W. Main St., Phone ATlantic 2-3854.	Chicago 4, Ill.—City Ticket Office—238 S. Michigan Ave.,	F. P. LISTER, District Passenger Agent.
L. R. SHIRK, Passenger Agent.	Phone Harrison 7-4900.	A. T. VIKANDER, Traveling Passenger Agent.
Amarillo, Texas—General Office Bldg., Phone DRake 6-7231.	G. E. NELSON, City Ticket Agent.	E. COPE SHOLLER, City Passenger Agent.
E. KANCHER, Division Freight and Passenger Agent.	Chicago 4, Ill.—80 E. Jackson Blvd.	ARTHUR RETTBERG, City Ticket Agent.
J. E. LANGLEY, Traveling Freight and Passenger Agent.	Reservation—Information Bureau. Phone HArrison 7-4900.	El Paso, Texas—Blumenthal Bldg., Sheldon & El Paso Sts., on
C. W. CARDER, JR., Traveling Frt. & Passenger Agent.	W. G. MEYERS, Manager.	Pioneer Plaza. Phone KEYstone 3-4642 (Passenger).
R. F. GILL, City Ticket Agent.	Chicago 5, Ill.—Dearborn Station. Phone HArrison 7-7500.	Phone KEYstone 2-3697 (Frt.).
Passenger Traffic Office	W. R. DIETRICH, Depot Passenger Agent.	P. L. NEISWANGER, Division Freight and Passenger Agent.
J. M. PATTERSON, Traveling Passenger Agent.	STANLEY KOCHAN, Depot Passenger Agent.	W. B. ERDWURM, Traveling Freight and Passenger Agent.
Atlanta 3, Ga.—1314 Rhodes-Haverty Bldg.,	G. B. ORR, Depot Passenger Agent.	L. C. DENNEY, City Freight and Passenger Agent.
Phone Jackson 4-4926-7.	M. COSTELOW, Depot Passenger Agent.	Flagstaff, Ariz.—Santa Fe Station, Phone 13.
F. B. BRENNER, General Agent.	J. M. FRICKA, Depot Passenger Agent.	F. W. REITZE, District Agent.
R. W. DIFFENDERFER, District Passenger Agent.	H. R. ARDEN, Depot Passenger Agent.	H. W. HOEFTNER, Traveling Freight and Passenger Agent.
M. E. JUDY, Traveling Passenger Agent.	Chicago 4, Ill.—500 Railway Exchange, 80 E. Jackson Blvd.,	Ft. Madison, Iowa—Santa Fe Station, Phone 1700 Extension 41
R. R. CARNES, City Freight and Passenger Agent.	Phone Harrison 7-4900.	(Passenger). Phone 1700 Extension 42 (Freight)
M. E. COLE, City Ticket Agent.	H. A. TAYLOR, Division Freight Agent.	J. M. SWENSON, Division Freight Agent.
Bakersfield, Calif.—Santa Fe Station, Phone FAirview 5-5751.	Cincinnati 2, Ohio—701 Dixie Terminal Bldg.,	Fort Worth 2, Texas—815 Houston St., Phone EDison 2-5141.
R. O. MERCER, Traveling Passenger Agent.	Phone Main 1-1724-1725.	E. B. MELTON, Division Passenger Agent.
H. B. LAKE, Agent.	F. F. FOERY, General Agent.	R. M. MARTIN, Traveling Passenger Agent.
El Tejon Bldg., 1413 17th St., Phone 5-5751.	C. G. GUSSE, District Passenger Agent.	E. L. CRAFT, City Passenger Agent.
L. R. WHITE, District Freight Agent.	W. F. BAILEY, Traveling Passenger Agent.	207 Century Life Bldg., Phone EDison 2-5141.
Barstow, Calif.—Santa Fe Station.	T. N. THOMPSON, City Passenger Agent.	C. H. HULL, Division Freight Agent.
W. E. CASEY, Agent.	PAUL GARLAND, City Ticket Agent.	Fresno 1, Calif.—Santa Fe Station, Phone ADams 3-6221.
Beaumont, Texas—413-415 Perlstein Bl., Pearl and Fannin Sts.	Cleveland 14, Ohio—750 Union Commerce Bldg.,	CLIFFORD IRBY, Division Passenger Agent.
Phone TErmiNal 2-3411.	Phones (CHerry 1-0226 and 1-0227 (Passenger).	J. W. SHIPP, City Ticket Agent.
O. C. HONIG, Division Freight and Passenger Agent.	(CHerry 1-7761 and 1-7762 (Freight).	E. J. OSLUND, Division Freight Agent.
W. F. OXFORD, City Freight and Passenger Agent.	A. J. FISCHER, General Agent.	Gainesville, Texas—Santa Fe Station, Phone HOWard 5-2847.
Berkeley 4, Calif.—Santa Fe Station, 1300 University Ave.,	L. C. WOOLSEY, District Passenger Agent.	I. W. DAVENPORT, Ticket Agent.
Phone AShberry 3-8668	A. H. BUTTERWORTH, Traveling Passenger Agent.	Galveston, Texas—Santa Fe Station: Phone Southfield 5-6621
R. D. FISHER, City Passenger Agent.	R. C. EWING, City Passenger Agent.	T. J. HURLEY, Agent
T. E. WILLIAMS, Agent.	L. F. MARTIN, City Ticket Agent.	Room 1, Santa Fe Building, Phone Southfield 5-6621
Beverly Hills, Calif.—9455 Wilshire Blvd., Phone: CRestview	Colorado Springs, Colo.—Santa Fe Station, Ph.MELrose 3-7751	F. B. LOGAN, Division Freight Agent.
1-5758.	C. A. MATTSON, Division Freight and Passenger Agent.	Glendale 4, Calif.—107 So. Brand Blvd., Phone CITrus 2-3141-
U. F. DEL VALLE, District Passenger Agent.	Dallas 2, Texas—1800 Main St. Phone RiveRside 7-6301.	G. P. DUGGAN, Passenger Agent.
W. J. NICHOLSON, Passenger Agent.	P. H. SWINNEY, Division Passenger Agent.	E. F. DICUS, City Ticket Agent.
W. J. SCHMATT, City Ticket Agent.	W. M. HENSELL, City Ticket Agent.	Grand Canyon, Ariz.
Boston 16, Mass.—Rooms 4 and 5 Little Bldg., 80 Boylston St.,	D. D. BONES, Traveling Passenger Agent.	H. P. SULLIVAN, Agent.
Phone LIBerty 2-5323. (Passenger) HUbbard 2-1290 (Frt.)	R. R. HUNSUCKER, City Passenger Agent.	Hollywood 28, Calif.—1551 N. Vine St.
W. F. HARTNETT, General Agent.	1030 Mercantile Securities Bldg. Phone RiveRside 7-6301.	Phone Hollywood 9-1191.
C. H. HUGGINS, District Passenger Agent.	Denver 2, Colo.—Room 250, Denver Club Bldg., 518 17th St.,	W. P. RIGGS, General Agent.
N. S. RICHARDSON, Traveling Passenger Agent.	Phone TABor 5-3211 (Freight and Passenger).	R. F. FITZPATRICK, Traveling Passenger Agent.
F. G. LE DOUX, City Passenger Agent.	RODGER SPAHR, General Freight and Passenger Agent.	O. H. GILBERT, City Passenger Agent.
R. F. HARDEN, City Ticket Agent.	G. G. AKERSTOM, Division Freight and Passenger Agent.	G. W. TRACY, City Ticket Agent.
Brownwood, Texas—Santa Fe Station, Phone 3425.	A. A. NEAL, Traveling Freight and Passenger Agent.	JAS. M. GARRETT, Passenger Agent.
E. E. GEER, Ticket Agent.	H. R. WHITNEY, Traveling Freight and Passenger Agent.	Houston 2, Texas—716 Travis St., Houston Club Bldg.
Buffalo 2, N. Y.—1408 Liberty Bank Bldg.,	J. PHIL WAINNER, City Freight and Passenger Agent.	Phone CApitol 8-6441 (Passenger).
Phone Washington 5230.	J. W. BUNCE, City Freight and Passenger Agent.	C. W. AXTELL, Division Passenger Agent.
F. L. HOOVER, General Agent.	J. W. POPE, City Freight and Passenger Agent.	R. E. DIMON, City Ticket Agent.
H. E. ALBERT, Traveling Freight and Passenger Agent.	C. J. QUINLAN, City Freight and Passenger Agent.	G. C. HANLON, Traveling Passenger Agent.
J. L. PARSONS, Traveling Passenger Agent.	M. L. MCGLOCHLIN, Freight and Passenger Agent.	J. L. MILLER, City Passenger Agent.
J. R. DAVIS, City Passenger Agent.	City Ticket Office,—514 17th St., The Denver Club Bldg.,	Room 501 Bank of Commerce Bldg., Phone CApitol 8-6441—
Chanute, Kan.—Santa Fe Station, Phone 1220.	Phone TABor 5-3211.	R. N. JARL, Assistant General Freight Agent. (Frt.)
A. D. EGGELSTON, Division Freight Agent.	W. A. BALDWIN, City Ticket Agent.	Huntington Park, Calif.—7136 Pacific Blvd.,
Chicago 4, Ill.—Room 217, 80 E. Jackson Blvd., Phone HArrison	Denton, Texas—Santa Fe Station, Phone C-9878	Phone LUdlow 1-7239.
7-4900.	C. L. TRAYLOR, Agent.	M. R. REESE, Passenger Agent.
M. O. STROM, General Agent, Passenger Department.	Des Moines 9, Iowa—601 Equitable Bldg.,	W. K. OSTLUND, Passenger Agent.
J. H. MATHIAS, Division Passenger Agent.	Phones CHerry 4-7173 and 4-7174.	Hutchinson, Kan.—511 Wiley Bldg.,
R. R. RICKSON, Acting Division Passenger Agent.	C. F. GLEASON, General Agent.	Phone MOhawk 2-1961 (Ticket Office). Phone MOhawk
BAIN FISHER, City Passenger Agent.	C. S. STEVENS, Traveling Passenger Agent.	5-5501 (Freight).
G. W. GRANT, City Passenger Agent.	H. J. ANDERSON, City Freight and Passenger Agent.	L. FERGEL, Division Freight Agent.

Traffic Department Agencies—Concluded

- Indianapolis 4, Ind.**—210 Guaranty Bldg., Phone MELrose 5-6549 and 5-6540
H. F. MAHON, General Agent.
H. D. CEDARFIELD, Traveling Passenger Agent.
- Inglewood, Calif.**—314 E. Hillcrest Blvd., Phone ORehard 7-1272. From Los Angeles phone ORegon 8-2466.
E. L. GRAINGER, Passenger Agent.
- Kansas City, Kan.**—Union City Ticket Office, Town House Hotel, 7th and State Sts. Phone ATwater 1550.
A. B. NOWELL, City Ticket Agent.
- Kansas City 5, Mo.**—11th and Wyandotte Phone Victor 2-4000 (Passenger).
J. P. WARREN, General Agent, Passenger Department.
ROBT. E. COOPER, Traveling Passenger Agent
H. W. ZIMMERMAN, City Passenger Agent.
J. E. SAMUELSON, City Passenger Agent.
C. J. KISTLER, City Ticket Agent.
- Kansas City 8, Mo.**—Union Station, Phone Victor 2-4000 (Passenger).
R. M. SAWYER, Depot Passenger Agent.
W. C. MOWREY, Depot Passenger Agent.
L. E. RATLIFF, Depot Passenger Agent.
R. M. JOHNSON, Depot Passenger Agent.
E. E. GABEL, Depot Passenger Agent.
F. C. MOORE, Depot Passenger Agent.
G. O. THOMPSON, JR., Depot Passenger Agent;
- Kansas City 6, Mo.**—614 Fairfax Building, Phone Victor 2-4000 (Freight).
L. E. YARBROUGH, Assistant General Freight Agent.
- Killeen, Texas**—(Fort Hood), Phone 3-8214.
M. L. WILLIAMS, Passenger Representative.
- Long Beach 2, Calif.**—324 E. Broadway, Phone HEMlock 6-9608.
L. E. VINSON, Division Passenger Agent.
J. J. ROBBINS, Passenger Agent.
E. L. JESSEN, Passenger Agent.
M. C. PARKE, City Ticket Agent.
115 Pine Ave., Phone HEMlock 7-4191
L. A. HAVENER, Division Freight Agent.
- Los Angeles 14, Calif.**—Room 402, 607 S. Hill St.; Phone MUTual 0111.
R. L. D. McALLISTER General Agent.
C. C. NORTH, Division Passenger Agent;
J. W. WARNER, Passenger Agent.
G. W. QUEEN, Passenger Agent.
R. L. De ZELL, Passenger Agent
W. L. HOGUE, JR., Passenger Agent.
F. A. McGOUGH, Passenger Agent.
- City Ticket Office**—601 S. Hill St., Phone MUTual 0111;
KARL A. OSWALD, City Ticket Agent
MISS AMELIA McFIE, Traveling Passenger Agent;
- Union Station, Phone MUTual 0111.**
J. P. McNALLY, City Passenger Agent
B. J. McGARRY, Passenger Agent.
C. J. HANES, Passenger Agent.
L. B. FENDERSON, Passenger Agent.
J. R. CONLAN, Passenger Agent.
W. C. HAMMOND, Passenger Agent.
A. E. HARBIN, Station Ticket Agent;
Santa Fe Bldg., Phone MUTual 0111.
Reservation—Information Bureau,
F. F. DAVIS, Manager.
Santa Fe Bldg., Phone MUTual 0111.
R. W. HAUPTELL, Division Freight Agent.
- Lubbock, Texas**—Santa Fe Station, Phone POrter 3-6454.
D. F. TIPPLE, Division Freight and Passenger Agent.
I. M. ROBINSON, Traveling Freight and Passenger Agent.
J. L. NELSON, Traveling Freight and Passenger Agent.
C. D. MOUNTZ, City Freight and Passenger Agent.
Ticket Office Phone, POrter 3-4862.
- Memphis, Tenn.**—870 Shrine Bldg., Phone JA 6-1561.
L. J. WELTER, District Agent.
- Mexico City, Mex.**—Bolívar No. 22-B.
J. BANUET, JR., General Agent.
- Milwaukee 3, Wis.**—401 Majestic Bldg., Phone BRoadway 1-7139.
G. F. MUELLER, General Agent.
L. H. McCLURE, Traveling Passenger Agent.
H. E. LOFGREN, City Passenger Agent.
- Minneapolis 2, Minn.**—644-648 Northwestern Bank Bldg., Phone Federal 3-1274-1275-1276.
GEO. J. TURGEON, General Agent.
S. B. WILCOX, District Passenger Agent.
C. E. PERKINS, Traveling Passenger Agent.
E. L. BENDER, City Freight and Passenger Agent.
R. J. PETERS, City Ticket Agent.
- Monterrey, N. L., Mex.**—Apartado 627
N. R. CORDOVA, Traveling Freight and Passenger Agent.
- New Orleans 22, La.**—307 Pere Marquette Bldg.,
W. R. COOLEY, General Agent. Phone RAymond 3393.
J. D. KAHLER, Traveling Freight and Passenger Agent.
C. A. MAYRONNE, City Freight and Passenger Agent.
H. J. BLANCHARD, City Freight and Passenger Agent.
- New York City 36, N. Y.**—600 Fifth Ave.,
Phone PENnsylvania 6-4400 (Passenger).
DONALD P. ROONEY, Eastern General Passenger Agent.
L. M. HAMPTON, District Passenger Agent.
L. A. SCHUSTER, Traveling Passenger Agent.
F. M. MACKENZIE, City Passenger Agent.
H. M. GRAHAM, City Passenger Agent.
T. B. MOHAN, City Passenger Agent.
A. A. DE SOIZA, City Passenger Agent.
F. A. LAMMER, JR., City Ticket Agent.
New York City 7, N. Y.—233 Broadway,
Phone DIgby 9-1100 (Freight).
L. C. HUDSON, Eastern Freight Traffic Manager.
- Newton, Kan.**—Santa Fe Station, Phone ATwater 2-1100.
GLENN R. CAMPBELL, Depot Passenger Agent.
- Oakland 12, Calif.**—401 Fourteenth St. Phone OLYmpic 5-9780.
F. R. KELLEY, Division Passenger Agent.
C. M. SHEPPARD, City Passenger Agent.
C. FISHER, JR., City Ticket Agent.
Fortleth St. and San Pablo Ave., Phone OLYmpic 5-9780.
F. B. PENDLETON, Depot Passenger Agent.
J. L. GEORGE, Division Freight Agent.
R. H. ROBINSON, Agent.
- Oceanside, Calif.**—Santa Fe Station, Phone SA 2-8209.
D. Q. SAMANIEGO, Passenger Agent.
V. L. McGLENN, Agent.
- Oklahoma City 2, Okla.**—112 N. Robinson St.,
Phone Central 2-2501 (Passenger).
M. L. WOODWARD, Division Passenger Agent;
A. V. JENKINS, Traveling Passenger Agent.
R. V. OWEN, City Passenger Agent.
Oklahoma City 2—2109 First Nat'l Bank Bldg.,
Phone Central 2-2501 (Freight).
E. H. RANDALL, Assistant General Freight Agent;
Parks Air Force Base—Building 860,
Phone Pleasanton 4481: Ext. 609
F. G. TIMMS, Ticket Agent.
- Pasadena 1, Calif.**—Santa Fe Station, Phone SYcamore 2-1191.
PAUL P. BRANCH, City Passenger Agent.
W. C. MUSICK, Passenger Agent.
J. W. HARMAN, Passenger Agent
R. C. OCHELTREE, Passenger Agent;
J. R. LUNGE, Passenger Agent.
H. STEPHENS, Agent.
- Peoria 2, Ill.**—211 Jefferson Bldg., Phones 3-3867 and 3-3868;
R. P. ST. JOHN, General Agent.
B. M. STEPHENS, Traveling Freight and Passenger Agent.
E. J. McCRARY, Traveling Freight and Passenger Agent.
C. E. SAWYER, JR., City Freight and Passenger Agent.
- Philadelphia 7, Pa.**—1416-1418 Philadelphia National Bank Bldg., Broad and Chestnut Sts., Phone RIttenhouse 6-1464-6-1465 (Passenger), LOcust 7-6692-7-6693 (Freight).
J. L. KLIPPEL, General Agent.
S. A. BOND, District Passenger Agent.
M. F. X. IVERS, Traveling Passenger Agent.
M. A. BRIESCHKE, Traveling Passenger Agent.
E. H. HATFIELD, JR., City Passenger Agent.
A. A. STOCKERT, JR., City Ticket Agent.
- Phoenix, Ariz.**—335 First Nat'l Bk. Bldg., Phone ALPine 8-8571;
J. V. JONES, JR., Division Freight and Passenger Agent.
R. L. CRAWFORD, Traveling Freight and Passenger Agent.
H. L. PHILHOUR, Traveling Freight and Passenger Agent.
THOS. F. WAUGH, JR., City Freight and Passenger Agent.
R. F. HENDERSON, City Freight and Passenger Agent.
425 N. Central Ave., Phone ALPine 8-8571.
L. R. IRWIN, City Ticket Agent.
- Pittsburgh 22, Pa.**—819 Oliver Bldg., Mellon Square.
Phones of ATLantic 1-2937 (Passenger).
1 ATLantic 1-2851 (Freight).
W. R. VAN WINKLE, General Agent.
L. L. ANDERSON, District Passenger Agent.
J. A. BOEGGEMAN, Traveling Passenger Agent.
J. T. McCORMACK, City Passenger Agent.
HERBERT DOERING, City Ticket Agent.
- Pomona, Calif.**—2701 N. Garey Ave., Phone LYcoming 3-2521.
R. E. WELK, Traveling Passenger Agent.
C. C. WEST, Agent.
- Portland 5, Ore.**—902 American Bank Bldg.,
Phone CApitol 7-3671.
F. J. O'DRAIN, General Agent.
H. R. McNALLY, Traveling Freight and Passenger Agent.
M. G. RIFE, City Freight and Passenger Agent.
- Pueblo, Colo.**—401 N. Union Ave., Phone LIncoln 2-1828.
L. V. GARDINER, Division Freight Agent.
- Riverside, Calif.**—Santa Fe Station, Phone OVerland 6-1331
J. S. RUSSELL, Agent.
- Sacramento 14, Calif.**—926 "J" St., Phone GILbert 2-3605.
W. S. PITCHFORD, General Agent.
F. J. ROSSI, Traveling Freight and Passenger Agent.
C. R. McKINLEY, Traveling Freight and Passenger Agent.
- St. Joseph 2, Mo.**—Union Station, Phone 4-5628.
G. F. BRIDGES, Agent.
1002 Corby Bldg., Phone 4-2793 (Freight).
M. G. GRUMANN, Division Freight Agent.
- St. Louis 1, Mo.**—300 Columbia Bldg., 318 N. 8th St. (at Locust
Phone CHestnut 1-7120 (Passenger), CHestnut 1-7410
(Freight).
W. L. KETCHAM, General Agent.
R. E. FAGERBERG, District Passenger Agent.
H. T. ABBOTT, Traveling Passenger Agent.
E. L. PERRY, JR., City Passenger Agent.
LEO. M. ISAACS, City Ticket Agent.
- Salt Lake City 1, Utah**—610 Continental Bk. Bldg.,
Phone EMpire 3-8147
M. KINYON, General Agent.
A. H. DAHLER, Traveling Freight and Passenger Agent.
H. H. WILSON, City Freight and Passenger Agent.
- San Angelo, Texas**—Rooms 203-4-5 S. F. Station. Ph 2-1441.
E. A. TUSHA, Division Freight and Passenger Agent.
C. W. SHEPPARD, Traveling Freight and Passenger Agent.
- San Antonio 5, Texas**—1211 Majestic Bldg., 212 E. Houston St.,
Phone CApitol 7-7246.
FLETCHER MITCHELL, General Agent.
F. L. BOX, Traveling Passenger Agent.
- San Bernardino, Calif.**—Santa Fe Station, Phone Turner 4-2111.
J. J. McCARTHY, Division Passenger Agent.
R. T. LAWRENCE, Traveling Passenger Agent.
L. W. O'BRIEN, Division Freight Agent.
J. M. GILBERT, Agent.
- San Diego 1, Calif.**—Santa Fe Station, 1050 Kettner Bld.,
Phone BELmont 3-8211.
S. M. SULLIVAN, General Agent Passenger Dept.
J. C. NELSON, Traveling Passenger Agent.
W. F. CHESTERMAN, City Passenger Agent.
F. W. CALVERT, City Passenger Agent.
D. R. DUNBAR, Passenger Agent.
JOS. DAZE, City Ticket Agent.
- 1020 Kettner Blvd.**—Phone BELmont 3-8211.
E. G. STUBBS, Assistant General Freight Agent.
M. T. JONES, Agent, Santa Fe Station.
- San Francisco 8, Calif.**—136 Geary St., Phone SUTter 1-7600.
C. J. HAGGERTY, Division Passenger Agent.
R. E. LIEBEN, City Passenger Agent.
W. C. WADE, City Passenger Agent.
J. R. SHARPE, Passenger Agent.
R. O. YOUNG, Passenger Agent.
J. E. LAHARTY, City Ticket Agent.
- 44 Fourth St.**—Phone SUTter 1-7600.
H. L. ECKOLS, Ticket Agent.
- San Francisco 3, Calif.**—44 Fourth St., Phone SUTter 1-7600.
Mgr., Reservation—Info. Bureau.
- San Francisco 4, Calif.**—114 Sansome St., Phone SUTter 1-7600.
FRANK H. SMITH, Division Freight Agent.
- San Jose 13, Calif.**—700-701 Commercial Bldg., 28 N. First St.,
Phone CYpress 2-2737.
D. E. CRONIN, Traveling Passenger Agent.
CHAS. M. JAMES, General Agent, Freight Department.
- Santa Ana, Calif.**—Santa Fe Station, Phone KImberly 3-5354.
N. M. SMITH, Traveling Passenger Agent.
A. H. GILMOUR, Passenger Agent.
- Santa Fe Station**—Ph. Kimberly 2-4404. J. D. WAGNER, Agt.
- Santa Barbara, Calif.**—29 W. Carrillo St., Phone WOODland 3660.
O. D. BOEHM, City Ticket Agent.
- Santa Fe, N. M.**—Water & Shelby Sts., Phone 3-4311.
D. T. BENEDETTI, City Passenger Agent.
- Santa Monica, Calif.**—430 Santa Monica Blvd.,
Phone TEXas 6-6071
R. J. FELL, Passenger Agent.
D. H. FEXER, City Ticket Agent.
- Seattle 1, Wash.**—The 1411 Fourth Ave. Bldg.,
HARRY H. TIPPLE, General Agent. Ph. MUTual 3195-6
DEAN MORRISON, Traveling Frt. & Pass' Agent.
R. E. HURD, City Freight and Passenger Agent.
- Stockton 6, Calif.**—Santa Fe Station, Phone HOward 6-7071.
W. L. SHUMWAY, Traveling Passenger Agent.
D. R. CHARLES, City Passenger Agent.
Hunter Square Bldg., 41 No. Hunter, Zone 3 Phone HOward 6-7071
D. J. SUTHERLAND, Division Freight Agent.
- Temple, Texas**—Phone PRespect 3-2184.
D. D. PORTER, Ticket Agent.
R. W. JACKSON, Division Freight Agent.
- Topeka, Kan.**—A. T. & S. F. General Office Bldg., Phone
Central 4-0481.
F. L. DUNGAN, Division Passenger Agent.
J. F. LAWRENCE, Traveling Passenger Agent.
R. E. McCORD, Division Freight Agent.
Santa Fe Station—FOREST WRIGHT, City Passenger Agent.
- Tulsa 3, Okla.**—Atlas Life Bldg., 417 S. Boston Ave., Phone
Diamond 3-0173 (Passenger), GIBson 7-8101 (Freight).
A. W. DUNNING, City Passenger Agent.
J. A. SMYTH, Division Freight Agent.
- Washington 5, D.C.**—525 Shoreham Bldg., Ph District 7-7984-5.
H. F. PUGH, General Agent.
H. N. ECCLESTON, District Passenger Agent.
Whittier, Calif.—142 N. Bright Ave., Phone OXFord 4-4629.
L. L. DUNKLIN, Passenger Agent.
- Wichita 2, Kan.**—200 S. Broadway, Phone AMherst 5-8511
M. L. PEARSON, Division Passenger Agent.
R. W. FLYNN, City Passenger Agent.
H. A. RUPE, Division Freight Agent, Room 314 Union,
National Bank Bldg., Phone AMherst 5-8511.
- Winston-Salem, N. C.**—602 Reynolds Bldg., Phone PArk 4-6475.
H. B. TREADWELL, Traveling Freight Agent.

Hotel Ticket Offices, Chicago—E. Martin, Agent. All Phones HARRISON 7-2203

DRAKE HOTEL PALMER HOUSE MORRISON HOTEL HOTEL SHERMAN CONRAD HILTON HOTEL PRUDENTIAL BLDG. MERCHANDISE MART



LOW-COST FAMILY FARES

available Monday through Thursday

Family Plan fares in effect between all points on Santa Fe System Lines (except intrastate in California) afford substantial savings for family groups. Applies for first class or coach tickets, one-way or round trip, on following basis:

ONE-WAY

Regular one-way fare for husband or head of family. One-half regular one-way fare for wife and/or children 12 years of age and under 22. One quarter regular one-way fare for children 5 years of age and under 12. Fractional fares to be advanced to end in 0 or 5. Limit 4 months.

ROUND TRIP

Regular round trip fare for husband or head of family. One-way fare (increased to end in 0 or 5) for wife and/or children 12 years of age and under 22. One-half one-way fare (increased to end in 0 or 5) for children 5 years of age and under 12. Return limit 8 months.

Both one-way and round trip tickets good from starting point on Monday, Tuesday, Wednesday and Thursday only. Round trip tickets good for return from destination any day of week. Head of family may return individually by exchange of return portion of round trip ticket at destination, balance of family however must return together.

**300 lbs. of baggage checked free
on each Family Plan ticket**

ROUND TRIP tickets also available from certain eastern points to all points on Santa Fe Lines on similar basis—consult your nearest Santa Fe representative or local agent.









**Two
Great
Names ...**

Fred Harvey

Santa Fe Dining Cars feature famous Fred Harvey food. Under the consist of trains shown in this folder there is reference to the dining car service that is available.

Along the Santa Fe Route you will also find Fred Harvey service available in the dining stations and hotels listed below:

	Coffee Shop	Dining Room	Guest Rooms
ARIZONA			
 El Tovar Hotel..... Grand Canyon		250	81
 Bright Angel Lodge... Grand Canyon	225	98
 La Posada Hotel..... Winslow			55
CALIFORNIA			
 Union Station..... Los Angeles		270
ILLINOIS			
 Dearborn Station..... Chicago	31	102
MISSOURI			
 Union Station..... Kansas City	300	145
NEW MEXICO			
 Alvarado Hotel Albuquerque	112	135	116
 La Fonda Hotel..... Santa Fe	200	150	216