


Passenger Edition



**TIME SCHEDULES
OF PRINCIPAL TRAINS**

The Atchison, Topeka and Santa Fe Railway System

JANUARY 2 TO MARCH 31, 1955

INDEX

	<i>Page</i>
Chicagoan-Kansas Cityan.....	19
Chicago, Kansas City and Carlsbad Trains 5-3 and 4-6.....	18
Chicago-Texas Trains 5 and 6.....	15
Chief.....	2 and 3
Clovis-Carlsbad Service.....	23
Colorado-California Service.....	22
Dallas-Clovis Service.....	21
Dallas-San Angelo Service.....	21
Description of equipment.....	24 and 25
El Capitan.....	4 and 5
El Paso-Albuquerque Service.....	23
Houston-San Angelo Service.....	21
Kansas City Chief.....	14
Kansas City-Colorado Service.....	21
Kansas City-Tulsa Service.....	20
Los Angeles-San Diego Service.....	22 and 23
Los Angeles-San Francisco Service.....	22 and 23
Map of Santa Fe System.....	16 and 17
New Orleans-Houston-California Service....	12 and 13
Rail Fares and Pullman Rates..	26, 27, 28, 29, 30 and 31
San Francisco Chief.....	6 and 7
Santa Fe Traffic Offices.....	33
Super Chief.....	1
Texas Chief.....	14
The Grand Canyon (Southern Section—Via Amarillo).....	8 and 9
The Grand Canyon (Northern Section—Via La Junta).....	10 and 11

Super CHIEF

New York, Washington, Chicago
and Los Angeles

Daily All-Private-Room Streamliner, Extrafare

WESTBOUND—No. 17 (39½ hours Chicago—Los Angeles) EASTBOUND—No. 18

Altitude	Mls.	Read Down	↓	Altitude	Mls.	Read Down	↓
Lv	NEW YORK (EST)	} Via N. Y. C. 20th Century	6.00PM	13	Leave San Diego Tr. 77 4.00 pm. Ar. Los Angeles Union Station 6.35 pm.	
Ar	CHICAGO (CST)		8.45AM				
Lv	NEW YORK (EST)	} Via P.R.R. Broadway Limited	6.00PM	318	0	Lv LOS ANGELES	8.00PM
Lv	N. PHILADELPHIA		7.21PM	830	9	Lv PASADENA	8.28PM
Lv	PITTSBURGH (EST)		1.53AM	860	31	Lv POMONA	9.01PM
Ar	CHICAGO (CST)		8.45AM	1077	60	Lv SAN BERNARDINO	9.37PM
Lv	WASHINGTON (EST)	} Via B. & O. Shenandoah	11.30PM	2105	142	Ar BARSTOW	11.30PM
Lv	PITTSBURGH (EST)		6.40AM			Lv. San Francisco Train 2,11.00 am, Oakland 11.25 am Ar. Barstow 9.10 pm.	
Ar	CHICAGO (CST)		2.30PM	8	Lv BARSTOW	11.35PM
593	0	Lv CHICAGO (CST)	7.00PM	2105	142	Ar NEEDLES (PST)	12.07AM
	11	.Cross Des Plaines River	7.17PM	476	308	Leaving Needles turn watch AHEAD one hour.	
	24	.Cross Des Plaines River	7.30PM			... Cross Colorado River	3.25AM
549	38	Lv JOLIET	7.53PM	5242	457	Lv SELIGMAN (MST)	16.11AM
625	90	Lv STREATOR	8.40PM	7313	536	... Cross Arizona Divide	7.56AM
	128	... Cross Illinois River	9.13PM	6902	567	Lv FLAGSTAFF	8.06AM
515	130	Lv CHILLICOTHE	9.15PM		574	... Cross Canyon Diablo	8.37AM
755	177	Lv GALESBURG	*1000PM	4843	601	Lv WINSLOW	9.05AM
	231	... Cross Mississippi River	10.53PM		604	Cross Little Colorado River	9.08AM
523	232	Lv FT. MADISON	10.55PM	6506	729	Lv GALLUP	10.52AM
521	234	Lv SHOPTON	11.05PM	7247	758	.Cross Continental Divide	11.19AM
781	450	Ar KANSAS CITY	2.35AM		878	... Cross Rio Grande	1.02PM
781	450	Lv KANSAS CITY	2.45AM	4934	889	Ar ALBUQUERQUE	1.15PM
1445	635	Lv NEWTON	5.50AM	4934	889	Lv ALBUQUERQUE	1.25PM
1530	668	Lv HUTCHINSON	*6.23AM	6457	956	Ar LAMY	2.30PM
	750	... Cross Arkansas River	7.27AM			Leave Lamy 2.35 pm via bus Ar. Santa Fe 3.10 pm Leave Santa Fe 1.30 pm. via bus Ar. Lamy 2.15 pm.	
		At Dodge City turn watches BACK one hour.		1020		... Cross Gallinas River	4.04PM
2486	789	Lv DODGE CITY (MST)	7.03AM	6392	1021	Lv LAS VEGAS	14.08PM
	916	... Cross Arkansas River	8.40AM	6666	1131	Lv RATON	16.04PM
	957	... Caddoa Dam		7622	1138	Cross N.M.-Colo. bound- ary through Raton Tunnel ½ mile long and highest point on the Santa Fe	6.17PM
4045	991	Lv LA JUNTA	9.51AM	4045	1235	Lv LA JUNTA	8.30PM
7622	1088	Cross Colo.-N. M. bound- ary through Raton Tunnel, ½ mile long and high- est point on Santa Fe.	11.41AM	1256		... Cross Purgatoire River	8.50PM
6666	1095	Lv RATON	11.208PM	1269		... Caddoa Dam	
6392	1205	Lv LAS VEGAS	12.13PM			At Dodge City turn watches AHEAD one hour.	
6457	1270	Ar LAMY	3.54PM	2486	1437	Lv DODGE CITY (CST)	12.18AM
		Leave Lamy 4.00 pm via bus. Ar. Santa Fe 4.35 pm. Leave Santa Fe via bus 3.00pm. Ar. Lamy 3.45pm.		1445	1556	Lv NEWTON	2.35AM
4934	1337	Ar ALBUQUERQUE	5.15PM	781	1776	Ar KANSAS CITY	5.35AM
4934	1337	Lv ALBUQUERQUE	5.25PM	781	1776	Lv KANSAS CITY	5.50AM
	1348	... Cross Rio Grande	5.35PM	1802		... Cross Missouri River	6.21AM
7247	1469	.Cross Continental Divide	7.20PM	521	1992	Lv SHOPTON	9.25AM
6506	1497	Lv GALLUP	7.45PM	523	1994	Lv FT. MADISON	9.30AM
4843	1625	Lv WINSLOW	7.32PM	1995		... Cross Mississippi River	9.32AM
	1651	... Cross Canyon Diablo	10.00PM	755	2049	Lv GALESBURG	*1015AM
7313	1690	... Cross Arizona Divide	10.48PM	515	2096	Lv CHILLICOTHE	*1100AM
5242	1767	Lv SELIGMAN	11.243AM		2098	... Cross Illinois River	11.02AM
	1904	... Cross Colorado River	2.46AM	625	2137	Lv STREATOR	*1140AM
		Arriving Needles turn watches BACK one hour.		549	2188	Ar JOLIET	11.230PM
476	1916	Lv NEEDLES (PST)	12.06AM		2202	... Cross Des Plaines River	12.50PM
2105	2083	Ar BARSTOW	4.47AM		2215	... Cross Des Plaines River	1.05PM
	8	San Francisco passengers use Train 23-81. Lv. Bars- tow 6.30 am, Oakland 4.50 pm, San Francisco 5.15pm.		593	2226	Ar CHICAGO (CST)	1.30PM
2105	2083	Lv BARSTOW	4.57AM			Lv CHICAGO (CST)	5.00PM
1077	2164	Lv SAN BERNARDINO	6.50AM			Ar PITTSBURGH (EST)	1.36AM
860	2193	Ar POMONA	7.16AM			Ar N. PHILADELPHIA	8.03AM
830	2215	Ar PASADENA	7.54AM			Ar NEW YORK (EST)	9.30AM
318	2224	Ar LOS ANGELES	8.30AM			Lv CHICAGO (CST)	4.30PM
		San Diego passengers Lv. Los Ang. Tr. 80, 10.00 am., Ar. San Diego 12.30 pm.				Ar NEW YORK (EST)	4.30PM
13	2352	San Diego passengers Lv. Los Ang. Tr. 80, 10.00 am., Ar. San Diego 12.30 pm.				Ar PITTSBURGH (EST)	2.03AM
						Ar WASHINGTON (EST)	8.55AM

* Stops to receive or discharge for or from scheduled stops in California. † Operating stop.
 † Stops to receive or discharge for or from scheduled stops in Arizona and California.
 ▲ Stops to receive for Albuquerque and beyond or discharge from Kansas City and beyond.
 ♣ On Sat. via Commodore Vanderbilt, Lv. New York 5.30 pm., Lv. Chicago 5 pm.
 † Stops to receive or discharge passengers to or from Kansas City and east.
 ■ Stops to discharge, from Los Angeles and to receive for Kansas City and beyond.

The CHIEF

Train 19, Westbound, Chicago to Los Angeles.
39½ hours.
Daily Pullman-Chair Car Streamliner

Altitude	Mls.	Read Down	Altitude	Mls.	Read Down
593	0	Lv CHICAGO (CST) Ill. 9.00AM	7421	1260	Lv GLORIETA N.Mex. †5.20AM
	11	.. Cross Des Plaines River . . . 9.17AM	6457	1270	Ar LAMY N.Mex. 5.43AM
	24	.. Cross Des Plaines River . . . 9.30AM	6986	1288	For Santa Fe, N. M., and Land of Pueblos, take motor coach at Lamy. Ar. Santa Fe 6.20 am.
549	38	Lv JOLIET Ill. *9.50AM			Lv. Santa Fe 5.00 am via motor coach to connect with The Chief at Lamy.
	52	.. Cross Kankakee River . . . 10.00AM			Lv LAMY N.Mex. 5.43AM
625	90	Lv STREATOR Ill. *1035AM	6457	1270	Ar ALBUQUERQUE N.M. 7.00AM
	92	.. Cross Vermilion River . . . 10.38AM	4934	1337	Lv ALBUQUERQUE N.M. 7.10AM
	128	.. Cross Illinois River . . . 11.07AM	4934	1348	.. Cross Rio Grande . . . 7.23AM
515	130	Lv CHILLICOTHE Ill. *1110AM		1372	.. Cross Rio Puerco . . . 7.43AM
	163	.. Cross Spoon River . . . 11.41AM	7247	1469	.. Cross Continental Divide . . . 9.05AM
755	177	Lv GALESBURG Ill. *1155AM	6506	1497	Ar GALLUP N.Mex. 9.28AM
	231	.. Cross Mississippi River, Illinois-Iowa boundary . . . 12.45AM	6506	1497	Lv GALLUP N.Mex. 9.30AM
523	232	Lv FT. MADISON Ia. 12.50PM		1510	.. Cross Rio Puerco . . . 9.43AM
521	234	Ar SHOPTON Ia. 12.55PM	4843	1519	.. N. Mex.-Ariz. boundary . . . 9.48AM
521	234	Lv SHOPTON Ia. 1.00PM	4843	1622	.. Cross Little Colorado River . . . 11.14AM
	251	.. Cross Des Moines River, Iowa-Missouri boundary . . . 1.17PM	6902	1625	Ar WINSLOW Ariz. 11.17AM
	268	.. Cross Wyaconda River . . . 1.35PM		1651	Lv WINSLOW Ariz. 11.22AM
	279	.. Cross N. Fabius River . . . 1.45PM		1683	.. Cross Canyon Diablo . . . 11.47AM
913	312	Lv LA PLATA Mo. *2.07PM			Lv FLAGSTAFF Ariz. *1226PM
	323	.. Cross Chariton River . . . 2.15PM			*Stops at Flagstaff only to discharge passengers from scheduled stops Chicago to Kansas City or Denver to La Junta and to receive for Los Angeles.
857	346	Lv MARCELINE Mo. *2.38PM			.. Cross Arizona Divide . . . 12.36PM
	369	.. Cross Grand River . . . 2.53PM	7313	1690	Lv WILLIAMS Ariz. †1.07PM
664	386	Lv CARROLLTON Mo. *3.05PM	6748	1717	†Stops at Williams to receive passengers for scheduled stops Barstow to Los Angeles and to discharge passengers from scheduled stops Chicago to Albuquerque.
	424	.. Cross Missouri River . . . 3.40PM			Ar SELIGMAN Ariz. 2.30PM
781	450	Ar KANSAS CITY Mo. 4.20PM			Lv SELIGMAN Ariz. 2.32PM
781	450	Lv KANSAS CITY Mo. 4.30PM			Lv KINGMAN (MST) . . . Ariz. *3.56PM
	451	.. Cross Mo.-Kan. boundary . . . 4.32PM			*Stops at Kingman only to discharge passengers from scheduled stops Chicago to Newton.
1138	562	Lv EMPORIA Kan. *6.20PM	5242	1767	.. Cross Colorado River, Ariz.-Calif. boundary . . . 4.40PM
1445	635	Ar NEWTON Kan. 7.25PM	5242	1767	Ar NEEDLES (PST) . . . Cal. 3.50PM
1445	635	Lv NEWTON Kan. 7.30PM	3335	1855	Lv NEEDLES Cal. 4.00PM
1530	668	Lv HUTCHINSON Kan. †8.00PM			Ar BARSTOW Cal. 6.40PM
	670	.. Cross Arkansas River . . . 8.05PM			Lv BARSTOW Cal. 6.50PM
1857	707	Lv STAFFORD Kan. †8.33PM			.. Cross Mojave River . . . 7.20PM
1907	716	Lv ST. JOHN Kan. †8.41PM			Ar VICTORVILLE Cal. †725PM
	750	.. Cross Arkansas River . . . 9.08PM			.. Cross Cajon Pass . . . 8.40PM
2486	789	Ar DODGE CITY (CST) Kan. 9.47PM	476	1916	Ar SAN BERNARDINO 8.40PM
	839	Lv DODGE CITY (MST) Kan. 8.50PM	476	1916	Lv SAN BERNARDINO 8.43PM
2830	839	Lv GARDEN CITY Kan. †9.33PM	2105	2083	Ar POMONA Cal. †914PM
	906	.. Cross Kan.-Colo. boundary . . . 10.25PM	2105	2083	.. Cross San Gabriel River . . . 9.26PM
	916	.. Cross Arkansas River . . . 10.29PM			Ar PASADENA Cal. 9.55PM
3603	943	Lv LAMAR Colo. †1048PM			Long Beach passengers transfer to Motor Coach at Pasadena. Arrive Long Beach 11.15 pm.
	957	.. Cross Caddoa Dam 11.12PM			.. Cross Los Angeles River . . . 10.25PM
	970	.. Cross Purgatoire River . . . 11.12PM	318	2224	Ar LOS ANGELES Cal. 10.30PM
4045	991	Ar LA JUNTA Colo. 11.40PM	13	2352	San Diego passengers transfer in Union Station to train No. 70. Lv. Los Angeles 11.15 pm., Arrive San Diego 3.45 am.
		Denver-Los Angeles Pullman Lv. Denver Train 101-224, 6.45 pm; Colorado Springs 8.30 pm; Pueblo 9.25 pm; Ar. La Junta 10.45 pm and join The Chief.			
4045	991	Lv LA JUNTA Colo. 11.50PM			
5971	1073	Lv TRINIDAD Colo. †1.11AM			
7622	1088	.. Cross Colorado-New Mexico boundary through Raton Tunnel, one-half mile long and highest point on the Santa Fe. 1.42AM			
6666	1095	Ar RATON N.Mex. 2.04AM			
6666	1095	Lv RATON N.Mex. 2.07AM			
6330	1181	Lv VALMORA N.Mex. †3.28AM			
6392	1205	Ar LAS VEGAS N.Mex. 4.00AM			
6392	1205	Lv LAS VEGAS N.Mex. 4.03AM			
	1206	.. Cross Gallinas River . . . 4.04AM			
	1235	.. Cross Pecos River 4.45AM			

* Stops to receive passengers for Hutchinson, Stafford, St. John, Garden City, Lamar, Valmora, Glorieta and scheduled stops in Kansas, Colorado, New Mexico, Arizona and California.
 † Stops to receive passengers for Albuquerque and beyond and discharge passengers from south of Newton or from Kansas City and beyond.
 ‡ Stops to discharge passengers from scheduled stops Chicago to Kansas City and receive for scheduled stops Barstow to Los Angeles.
 § Stops to receive passengers for Albuquerque and beyond or discharge passengers from Kansas City and beyond.
 △ Stops to discharge passengers from scheduled stops Chicago to Albuquerque.
 f Flag stop to receive or discharge paying passengers.
 Cities where Rail-Auto Service is available.

The CHIEF

Train 20, Eastbound, Los Angeles to Chicago
39 3/4 hours.
Daily Pullman-Chair Car Streamliner

Altitude	Mls.	Read Down	Altitude	Mls.	Read Down
13		San Diego passengers leave at 11.45 am in train No. 73. Arrive Los Angeles 2.15 pm where transfer is made to the Chief.			Lv. Santa Fe 9.30 am via motor coach to connect with The Chief at Lamy.
318	0	Lv LOS ANGELES Cal. 4.00PM	6457	956	Lv LAMY N.Mex. 10.30AM
	2	<i>Cross Los Angeles River</i> Long Beach passengers for The Chief leave at 2.45 pm., via motor coach for Pasadena. 4.05PM	7421	966	Lv GLORIETA. N.Mex. 10.52AM
830	9	Lv PASADENA Cal. 4.28PM		991 <i>Cross Pecos River</i> ... 11.19AM
	21	<i>Cross San Gabriel River</i> ... 4.46PM	6392	1021 <i>Cross Gallinas River</i> ... 12.03PM
860	31	Lv POMONA Cal. ΔStops at Pomona to receive passengers for scheduled stops Albuquerque to Chicago. Δ504PM	6328	1045	Ar LAS VEGAS. N.Mex. 12.05PM
			6666	1021	Lv LAS VEGAS. N.Mex. 12.08PM
1077	60	Lv SAN BERNARDINO 5.37PM	6666	1131	Ar RATON. N.Mex. 2.01PM
3822	87 <i>Cross Cajon Pass</i> ...	6666	1131	Lv RATON. N.Mex. 2.04PM
2718	106	Lv VICTORVILLE. Cal. †7.33PM	7622	1138	Cross New Mexico Colorado boundary through Raton Tunnel, one-half mile long and highest point on the Santa Fe. 2.22PM
	108 <i>Cross Mojave River</i> ... 6.55PM	5971	1153	Lv TRINIDAD. Colo. †2.59PM
2105	142	Ar BARSTOW. Cal. 7.28PM	4045	1235	Ar LA JUNTA. Colo. 4.15PM
2105	142	Lv BARSTOW. Cal. 7.33PM			Denver Pullman switched to Train No. 13-130. Lv. La Junta 5.00 pm; Ar. Pueblo 6.10 pm; Ar. Colorado Springs 7.27 pm., Ar. Denver 9.15 pm.
476	308	Lv NEEDLES (PST) ... Cal. 10.10PM	4045	1235	Lv LA JUNTA. Colo. 4.25PM
		Leaving Needles turn watches AHEAD one hour.		1256 <i>Cross Purgatoire River</i> ... 4.45PM
	320 <i>Cross Colorado River, Calif-Ariz. boundary</i> ... 11.22PM	3603	1288	Lv LAMAR. Colo. †5.08PM
3335	369	Lv KINGMAN (MST) ... Ariz. †Stops at Kingman only to receive passengers for scheduled stops Kansas City to Chicago or La Junta to Denver. †1219AM		1310 <i>Cross Arkansas River</i> ... 5.23PM
				1320	<i>Cross Colo.-Kan. boundary</i> LvGARDEN CITY. Kan. †6.24PM
			2830	1387	Ar DODGE CITY (MST) Kan. At Dodge City turn watches AHEAD one hour. 7.10PM
			2486	1437	
			2486	1437	Lv DODGE CITY (CST) Kan. 8.13PM
5242	457	Lv SELIGMAN. Ariz. 1.59AM	1476	 <i>Cross Arkansas River</i> ... 8.46PM
5128	482	Ar ASH FORK. Ariz. 2.35AM	1907	1510	Lv ST. JOHN. Kan. 9.10PM
		Chicago Pullman Lv. Phoenix 5.30 pm, in train No. 42; Lv. Wickenburg 7.00 pm; Ar. Ash Fork 11.30 pm where car joins The Chief.	1857	1519	Lv STAFFORD. Kan. 9.18PM
				1556 <i>Cross Arkansas River</i> ... 9.48PM
5128	482	Lv ASH FORK. Ariz. 2.35AM	1530	1558	Lv HUTCHINSON. Kan. 9.51PM
6748	509	Lv WILLIAMS. Ariz. †3.20AM	1445	1591	Ar NEWTON. Kan. 10.30PM
		†Stops at Williams to receive passengers for scheduled stops Albuquerque to Chicago and to discharge passengers from scheduled stop Los Angeles to Barstow.	1445	1591	Lv NEWTON. Kan. 10.35PM
			1138	1664	Ar EMPORIA. Kan. †11.40PM
7313	536 <i>Cross Arizona Divide</i> ... 3.50AM	1775	 <i>Cross Kan.-Mo. boundary</i> ... 1.34AM
6902	543	Lv FLAGSTAFF. Ariz. 4.00AM	781	1776	Ar KANSAS CITY Mo. 1.35AM
		Stops at Flagstaff only to receive passengers for scheduled stops Kansas City to Chicago or La Junta to Denver.	781	1776	Lv KANSAS CITY Mo. 1.45AM
				1802 <i>Cross Missouri River</i> ... 2.18AM
	574 <i>Cross Canyon Diablo</i> ... 4.31AM	664	1841	Lv CARROLLTON. Mo. †2.53AM
4843	601	Lv WINSLOW. Ariz. 5.00AM		1857 <i>Cross Grand River</i> ... 3.05AM
	604 <i>Cross Little Colorado River</i> ... 5.05AM	863	1880	Ar MARCELINE. Mo. †3.25AM
	707 <i>Cross Ariz.-New Mexico boundary</i> ... 6.28AM		1903 <i>Cross Chariton River</i> ... 3.50AM
	716 <i>Cross Rio Puerco</i> ... 6.34AM	918	1914	Lv LA PLATA. Mo. †4.01AM
6506	729	Lv GALLUP. N.Mex. 6.47AM		1947 <i>Cross N. Pabius River</i> ... 4.25AM
7247	758 <i>Cross Continental Divide</i> ... 7.16AM		1958 <i>Cross Wyaconda River</i> ... 4.35AM
	854 <i>Cross Rio Puerco</i> ... 8.39AM		1976	<i>Cross Des Moines River, Missouri-Iowa boundary</i> ... 4.58AM
	878 <i>Cross Rio Grande</i> ... 9.00AM		521	Ar SHOPTON. Ia. 5.20AM
4934	889	Ar ALBUQUERQUE N.M. 9.15AM		521	Lv SHOPTON. Ia. 5.25AM
4934	889	Lv ALBUQUERQUE N.M. 9.25AM		523	Lv FT. MADISON. Ia. 5.30AM
6457	956	Ar LAMY N.Mex. 10.30AM		1995	<i>Cross Mississippi River, Iowa-Illinois boundary</i> ... 5.31AM
6896	974	For Santa Fe, N.M. and Land of Pueblos, take motor coach at Lamy. Arrive Santa Fe 11.10 am.	755	2049	Lv GALESBURG. Ill. †6.20AM
				2063 <i>Cross Spoon River</i> ... 6.35AM
			515	2096	Lv CHILLICOTHE. Ill. †7.10AM
				2098 <i>Cross Illinois River</i> ... 7.12AM
				2135 <i>Cross Vermilion River</i> ... 7.45AM
			623	2137	Lv STREATOR. Ill. †7.50AM
				2174 <i>Cross Kankakee River</i> ... 8.29AM
			549	2189	Lv JOLIET. Ill. †8.45AM
				2202 <i>Cross Des Plaines River</i> ... 9.05AM
				2215 <i>Cross Des Plaines River</i> ... 9.20AM
			593	2226	Ar CHICAGO (CST) Ill. 9.45AM

*Stops to discharge passengers from Hutchinson, Stafford, St. John, Garden City, Lamar, Valmora, Glorieta and scheduled stops in Kansas, Colorado, New Mexico, Arizona and California.













†Stops to receive passengers for Kansas City and beyond or discharge passengers from Albuquerque and beyond.


‡Stops to receive passengers for Kansas City and beyond or south of Newton and to discharge passengers from Albuquerque and beyond.

Indicates Rail-Auto Service available.

EL CAPITAN

Tr. 21, Westbound, 39½ hrs. Chicago-Los Angeles
Daily, All - Chair - Car Streamliner.

Altitude	Mls.	Read Down	Time	Altitude	Mls.	Read Down	Time
593	.0	Lv CHICAGO (CST)  Ill.	5:45PM	6986	1288	Leave Santa Fe 1.30 pm via motor coach to connect with No. 21 at Lamy.	
	11	. Cross Des Plaines River . . .	6:02PM				
	24	. Cross Des Plaines River . . .	6:16PM	6457	1270	Lv LAMY  N. Mex	Δ230PM
549	38	Lv JOLIET Ill.	*6:35PM	4934	1337	Ar ALBUQUERQUE  N.M.	3:45PM
	52	. Cross Kankakee River . . .	6:43PM	4934	1337	Lv ALBUQUERQUE  N.M.	3:55PM
625	90	Lv STREATOR Ill.	*7:20PM		1348	. . . Cross Rio Grande . . .	4:08PM
	92	. Cross Vermilion River . . .	7:22PM		1372	. . . Cross Rio Puerco . . .	4:28PM
	128	. . . Cross Illinois River . . .	7:53PM	7247	1469	. Cross Continental Divide .	5:49PM
515	130	Lv CHILLICOTHE Ill.	*7:55PM	6506	1497	Ar GALLUP N. Mex.	6:13PM
	163	. . . Cross Spoon River . . .	8:25PM	6506	1497	Lv GALLUP N. Mex.	6:15PM
755	177	Lv GALESBURG Ill.	8:40PM		1510	. . . Cross Rio Puerco . . .	6:27PM
		‡Stops at Galesburg only to receive passengers for Lamy and for scheduled stops in California.			1519	N. Mex.-Ariz. boundary . .	6:34PM
	231	. Cross Mississippi River, Illinois-Iowa boundary . .	9:32PM	4843	1625	Ar WINSLOW Ariz.	8:02PM
	232	Ar FT. MADISON Ia.	9:35PM	4843	1625	Lv WINSLOW Ariz.	8:07PM
523	234	Lv SHOPTON Ia.	9:45PM		1651	. . . Cross Canyon Diablo . .	8:32PM
521	251	. Cross Des Moines River, Iowa-Missouri boundary .	10:00PM	7313	1690	. . . Cross Arizona Divide . .	9:21PM
	268	. Cross Wyaconda River . .	10:18PM	6748	1717	Lv WILLIAMS Ariz.	9:52PM
	279	. Cross N. Fabius River . .	10:30PM			‡Stops at Williams only to discharge passengers from scheduled stops Chicago to Albuquerque; also to receive passengers for scheduled stops Barstow to Los Angeles.	
	323	. . Cross Chariton River . .	11:00PM				
	369	. . . Cross Grand River . . .	11:40PM				
	424	. Cross Missouri River . . .	12:25AM	5128	1740	Ar ASH FORK Ariz.	*1037PM
781	450	Ar KANSAS CITY  Mo.	1:05AM			‡Stops at Ash Fork only to discharge passengers from scheduled stops Chicago to Albuquerque destined to points between Ash Fork and Phoenix.	
781	450	Lv KANSAS CITY  Mo.	1:15AM				
	451	. Cross Mo.-Kan. boundary .	1:17AM				
1445	635	Ar NEWTON Kan.	4:10AM				
1445	635	Lv NEWTON Kan.	4:15AM				
1530	668	Lv HUTCHINSON Kan.	4:48AM	1081	1934	Phoenix passengers transfer to train No. 47 leave Ash Fork 12.15 am, arrive Wickenburg 4.45 am., arrive Phoenix 6.15 am.	
		†Stops at Hutchinson only to discharge passengers from scheduled stops Chicago to Kansas City; also to receive passengers for scheduled stops La Junta to Los Angeles.					
	670	. Cross Arkansas River . .	4:50AM				
	750	. Cross Arkansas River . .	5:50AM	5242	1767	Lv SELIGMAN (MST) . Ariz.	11:17PM
2486	789	Ar DODGE CITY (CST) . Kan.	6:25AM		1904	. . . Cross Colorado River, Ariz.-Calif. boundary . .	1:24AM
		At Dodge City turn watches BACK one hour.				Arriving Needles turn watches BACK one hour.	
2486	789	Lv DODGE CITY (MST) . Kan.	5:28AM	476	1916	Ar NEEDLES (PST) . . Cal.	12:36AM
	906	Kansas-Colorado boundary	6:57AM	476	1916	Lv NEEDLES Cal.	12:46AM
	916	. Cross Arkansas River . .	7:04AM	2105	2083	Ar BARSTOW Cal.	3:27AM
	957	. . . Caddoa Dam			8	2544	San Francisco passengers transfer to train 23-61, lv. Barstow, 6.30 am, arrive Bakersfield 10.30 am, Fresno 12.40 pm, Stockton 2.50 pm, Oakland 4.50 pm, San Francisco 5.15 pm.
	970	. Cross Purgatoire River . .	7:47AM				
4045	991	Ar LA JUNTA Colo.	8:11AM				
4045	991	Lv LA JUNTA Colo.	8:16AM	2105	2083	Lv BARSTOW Cal	3:37AM
5971	1073	Lv TRINIDAD Colo.	9:37AM		2117	. . . Cross Mohave River . .	4:07AM
		‡Stops at Trinidad only to receive passengers for scheduled stops Raton to Los Angeles or to discharge passengers from scheduled stops between Chicago and Dodge City.		3822	2138	Cajon Pass between San Bernardino and San Gabriel Mountains.	
7622	1088	Cross Colorado-New Mexico boundary through Raton Tunnel, one-half mile long and highest point on the Santa Fe.	10:08AM	1077	2164	Ar SAN BERNARDINO 	5:30AM
				1077	2164	Lv SAN BERNARDINO 	5:33AM
				860	2193	Ar POMONA  Cal.	6:00AM
						‡Stops at Pomona only to discharge passengers from scheduled stops Chicago to Albuquerque.	
6666	1095	Lv RATON N. Mex.	10:35AM		2202	. Cross San Gabriel River . .	6:16AM
6392	1205	Lv LAS VEGAS N. Mex.	12:40PM	830	2215	Ar PASADENA  Cal.	6:40AM
	1206	. . Cross Gallinas River . .	12:42PM		35	2242	Long Beach passengers transfer to motor coach at Pasadena. Arrive Long Beach 8:15 am.
	1235	. . . Cross Pecos River . . .	1:28PM				
6457	1270	Ar LAMY  N. Mex.	Δ230PM		2222	. Cross Los Angeles River . .	7:10AM
		ΔStops at Lamy only to discharge passengers from scheduled stops Chicago to Trinidad; also to receive passengers for scheduled stops Gallup to Los Angeles.		318	2224	Ar LOS ANGELES  . Cal.	7:15AM
		For Santa Fe and Land of Pueblos, take motor coach from Lamy 2.35 pm. Arrive Santa Fe 3.10 pm.			13	2352	San Diego passengers transfer in Union Station to train No. 72. Lv. Los Angeles 8.10 am. ar. San Diego 10.40 am.

*Stops to receive passengers for scheduled stops in California.  Rail-Auto Service.

EL CAPITAN

Tr. 22, Eastbound, 39¾ hrs. Los Angeles-Chicago
Daily, All-Chair-Car Streamliner.

Altitude	Mls.	Read Down	Altitude	Mls.	Read Down
13		Leave San Diego Train 71, 9.00 am, arrive Los Angeles Union Station 11.30am.	6457	956	Lv LAMY N.Mex. Δ 8:00AM
318	0	Lv LOS ANGELES . Cal. 1.30PM	991	1020 Cross Pecos River 8.48AM
	2	. . . Cross Los Angeles River . . . 1.35PM	6392	1021	. . . Cross Gallinas River . . . 9.31AM
35		Long Beach passengers for El Capitan leave at 12.01 p.m., via motor coach for Pasadena.			Lv LAS VEGAS N.Mex. 9.35AM
830	9	Lv PASADENA Cal. 1.58PM			Passing through Rocky Mountains—beautiful views of mountains.
	21	. . . Cross San Gabriel River . . . 2.17PM	6666	1131	Ar RATON N.Mex. 11.28AM
860	31	Lv POMONA Cal. Δ 2.34PM	6666	1131	Lv RATON N.Mex. 11.31AM
		Δ Stops at Pomona only to receive passengers for scheduled stops Albuquerque to Chicago.	7622	1138	Cross New Mexico-Colo-rado boundary through Raton Tunnel, one-half mile long and highest point on the Santa Fe. 11.55AM
1077	60	Ar SAN BERNARDINO 3.04PM	5971	1153	Lv TRINIDAD Colo. Δ 12:30PM
1077	60	Lv SAN BERNARDINO 3.07PM			Δ Stops at Trinidad only to receive passengers for scheduled stops Dodge City to Chicago; also to discharge passengers from scheduled stops Los Angeles to Trinidad.
3822	87	Cajon Pass between San Bernardino and San Gabriel Mountains.			
	108	. . . Cross Mojave River . . . 4.26PM	4045	1235	Ar LA JUNTA Colo. 1.50PM
2105	142	Ar BARSTOW Cal. 4.58PM	4045	1235	Lv LA JUNTA Colo. 1.55PM
2105	142	Lv BARSTOW Cal. 5.03PM	1256		. . . Cross Purgatoire River . . . 2.13PM
476	308	Ar NEEDLES Cal. 7.30PM	1269	 Caddoa Dam 2.53PM
476	308	Lv NEEDLES (PST) Cal. 7.40PM	1310		. . . Cross Arkansas River . . . 2.59PM
		Leaving Needles turn watches AHEAD one hour.	1320		Cross Colo.-Kan. boundary 2.59PM
	320	. . . Cross Colorado River, Calif.-Arizona boundary . . . 8.52PM	2486	1437	Ar DODGE CITY (MST) Kan. 4.40PM
5242	457	Ar SELIGMAN (MST). Ariz. 11.32PM			At Dodge City turn watches AHEAD one hour.
5242	457	Lv SELIGMAN Ariz. 11.34PM	2486	1437	Lv DODGE CITY (CSI) Kan. 5.45PM
5128	482	Ar ASH FORK Ariz. 12.05AM	1476		. . . Cross Arkansas River . . . 6.13PM
1081		Leave Phoenix 5.30 pm in train No. 42, Lv Wickensburg 7.00 pm., arrive Ash Fork 11.30 pm and transfer to El Capitan.	1556		. . . Cross Arkansas River . . . 7.19PM
5128	482	Lv ASH FORK Ariz. 12.05AM	1530	1558	Lv HUTCHINSON Kan. Δ 7.21PM
6748	509	Ar WILLIAMS Ariz. Δ 12:50AM			Δ Stops at Hutchinson only to discharge passengers from scheduled stops Los Angeles to La Junta; also to receive passengers for scheduled stops Kansas City to Chicago.
6748	509	Lv WILLIAMS Ariz. Δ 12:50AM	1445	1591	Ar NEWTON Kan. 8.00PM
7313	536	. . . Cross Arizona Divide . . . 1.20AM	1445	1591	Lv NEWTON Kan. 8.05PM
	574	. . . Cross Canyon Diablo . . . 2.01AM	1775		. . . Cross Kan.-Mo. boundary . . . 11.03PM
4843	601	Ar WINSLOW Ariz. 2.25AM	781	1776	Ar KANSAS CITY . Mo. 11.05PM
4843	601	Lv WINSLOW Ariz. 2.30AM	781	1776	Lv KANSAS CITY . Mo. 11.20PM
	604	Cross Little Colorado River 2.33AM	1802		. . . Cross Missouri River . . . 11.53PM
	707	Cross Ariz.-N.M. boundary 3.55AM	1857		. . . Cross Grand River . . . 12.40AM
	716	. . . Cross Rio Puerco . . . 4.04AM	1903		. . . Cross Chariton River . . . 1.25AM
6506	729	Ar GALLUP N.Mex. 4.15AM	1947		. . . Cross N. Fabius River . . . 2.03AM
6506	729	Lv GALLUP N.Mex. 4.17AM	1958		. . . Cross Wyaconda River . . . 2.16AM
7247	758	. . . Cross Continental Divide . . . 4.43AM	1976		Cross Des Moines River, Missouri-Iowa boundary . . . 2.30AM
	854	. . . Cross Rio Puerco . . . 6.09AM	521	1992	Lv SHOPTON Ia. 3.00AM
	878	. . . Cross Rio Grande . . . 6.32AM	523	1994	Lv FT. MADISON Ia. 3.05AM
4934	889	Ar ALBUQUERQUE N.M. 6.45AM	1995		. . . Cross Mississippi River, Iowa-Illinois boundary . . . 3.07AM
4934	889	Lv ALBUQUERQUE N.M. 6.55AM	755	2049	Lv GALESBURG Ill. Δ 3.55AM
6457	956	Ar LAMY N.Mex. Δ 8:00AM			Δ Stops at Galesburg only to discharge passengers from Lamy, N. M. or from Albuquerque, N. M. and west thereof.
		Δ Stops at Lamy only to discharge passengers from scheduled stops Los Angeles to Gallup; also to receive passengers for scheduled stops Trinidad to Chicago.	2063		. . . Cross Spoon River . . . 4.10AM
6986	974	For Santa Fe and Land of Pueblos take motor coach from Lamy 8.05 am., arrive Santa Fe 8.40 am.	515	2096	Ar CHILLICOTHE Ill. Δ 4.40AM
		Leave Santa Fe 7.00 am via motor coach to connect with the El Capitan at Lamy.	2098		. . . Cross Illinois River . . . 4.42AM
			2135		. . . Cross Vermilion River . . . 5.18AM
			625	2137	Lv STREATOR Ill. Δ 5.20AM
			2174		. . . Cross Kankakee River . . . 5.54AM
			549	2189	Lv JOLIET Ill. Δ 6.10AM
			2202		. . . Cross Des Plaines River . . . 6.30AM
			2215		. . . Cross Des Plaines River . . . 6.51AM
			593	2226	Ar CHICAGO (CST) Ill. 7.15AM

* Stops to discharge passengers from Albuquerque, N. M. and west thereof.
 Indicates Rail-Auto Service available.


SAN FRANCISCO CHIEF Train 1, Westbound Chicago to California Pullman, Chair Car Train


Altitude	Mls.	Read Down	Time	Altitude	Mls.	Read Down	Time
593	0	Lv CHICAGO (CST)	4.00PM			Lv. Albuquerque 1.40pm., Ar. Belen 2.40 pm., via motor coach to connect with Train 1.	
	11	.. Cross Des Plaines River ..	4.17PM				
	24	.. Cross Des Plaines River ..	4.27PM				
549	38	Lv JOLIET	4.50PM	4785	1369	Lv BELEN	3.00PM
	52	.. Cross Kankakee River ..	5.05PM		1388	.. Cross Rio Puerco	3.18PM
625	90	Lv STREATOR	5.35PM	7247	1483	.. Cross Continental Divide ..	4.45PM
	92	.. Cross Vermilion River ..	5.38PM	6506	1513	Lv GALLUP	5.12PM
	128	.. Cross Illinois River	6.05PM		1526	.. Cross Rio Puerco	5.22PM
515	130	Lv CHILLICOTHE	6.10PM		1535	.. N. Mex.-Ariz. boundary ..	5.30PM
	163	.. Cross Spoon River	6.40PM		1638	.. Cross Little Colorado River ..	6.52PM
755	177	Lv GALESBURG	7.00PM	4843	1641	Lv WINSLOW	7.05PM
	231	.. Cross Mississippi River, .. Illinois-Iowa boundary ..	7.53PM		1668	.. Cross Canyon Diablo	7.31PM
523	232	Lv FT. MADISON	7.55PM	6902	1685	Lv FLAGSTAFF	8.10PM
521	234	Ar SHOPTON	8.00PM	7313	1706	.. Cross Arizona Divide	8.20PM
521	234	Lv SHOPTON	8.05PM	6748	1733	Ar WILLIAMS	8.50PM
	251	.. Cross Des Moines River, .. Iowa-Missouri boundary ..	8.22PM			Lv. Grand Canyon 6.40 pm., Ar. Williams 8.40 pm., via motor coach to connect with train No. 1.	
	268	.. Cross Wyaconda River ..	8.39PM	6748	1733	Lv WILLIAMS	8.50PM
	279	.. Cross N. Fabius River ..	8.50PM	5128	1756	Ar ASH FORK	9.45PM
913	312	Lv LA PLATA	9.12PM	1081	1756	Chicago-Phoenix Pullman switched to train No. 47. Leave Ash Fork 12.15 am, arrive Wickenburg 4.45 am., ar. Phoenix 6.15 am.	
	323	.. Cross Chariton River ..	9.25PM				
857	346	Lv MARCELINE	9.43PM	5242	1783	Ar SELIGMAN	10.25PM
	369	.. Cross Grand River ..	9.58PM		1920	.. Cross Colorado River	12.34AM
664	386	Lv CARROLLTON	10.12PM			Arriving Needles turn watches BACK one hour.	
	424	.. Cross Missouri River ..	10.45PM	476	1932	Ar NEEDLES (PST)	11.45PM
781	450	Ar KANSAS CITY	11.30PM	476	1932	Lv NEEDLES	11.55PM
781	450	Lv KANSAS CITY	11.40PM	2105	2113	Ar BARSTOW	2.45AM
	451	.. Cross Mo.-Kan. boundary ..	11.42PM	2105	2113	Lv BARSTOW	3.00AM
813	491	Lv LAWRENCE	12.20AM		2114	.. Cross Mojave River	3.02AM
889	517	Lv TOPEKA	12.50AM		2164	Ar EDWARDS	3.51AM
1138	578	Lv EMPORIA	2.00AM	2755	2184	Ar MOJAVE	4.15AM
1445	651	Ar NEWTON	3.10AM	404	2254	Ar BAKERSFIELD	6.40AM
1445	651	Lv NEWTON	3.15AM	404	2254	Lv BAKERSFIELD	6.45AM
1312	678	Lv WICHITA	3.55AM	350	2272	Ar SHAFER	7.01AM
	695	.. Cross Arkansas River ..	4.16AM	335	2279	Ar WASCO	7.11AM
1205	712	Ar WELLINGTON	4.40AM	248	2334	Ar HANFORD	8.00AM
1205	712	Lv WELLINGTON	4.50AM			.. Cross Kings River	8.05AM
1464	819	Ar WAYNOKA	6.25AM	296	2365	Ar FRESNO	8.40AM
1464	819	Lv WAYNOKA	6.30AM			.. Cross San Joaquin River ..	8.59AM
	822	.. Cross Cimarron River ..	6.33AM			.. Cross Fresno River	9.11AM
	849	.. Cross N. Canadian River ..	6.55AM			.. Cross Chowchilla River ..	9.20AM
	956	.. Cross So. Canadian River ..	8.07AM	296	2423	Ar MERCED	9.40AM
2344	928	Lv CANADIAN	8.10AM			.. Cross Merced River	9.53AM
3226	972	Lv PAMPA	8.50AM			.. Cross Tuolumne River	10.08AM
3662	1026	Ar AMARILLO	9.45AM	2456	Ar EMPIRE	10.10AM	
3662	1026	Lv AMARILLO	9.50AM	2463	Ar RIVERBANK	10.20AM	
3798	1072	Lv HEREFORD	10.33AM			.. Cross Stanislaus River ..	10.22AM
	1121	.. Texas-New Mexico boundary ..	11.17AM	2468	Ar ESCALON	10.27AM	
4225	1128	Ar CLOVIS (CST) .. N. Mex.	11.30AM	23	2488	Ar STOCKTON	10.50AM
		At Clovis turn watch BACK one hour.				.. Cross San Joaquin River ..	10.53AM
		New Orleans-Oakland Pullman and Houston- Oakland Chair Car switched to Train 1 at Clovis. See page 12.				.. Cross Old River	11.08AM
4225	1128	Lv CLOVIS (MST) .. N. Mex.	10.50AM	21	2522	Ar PITTSBURG	11.32AM
	1163	.. Cross Pecos River	11.44AM	10	2548	Ar PINOLE	12.17PM
5952	1259	Lv VAUGHN	12.50PM	43	2556	Ar RICHMOND	12.29PM
	1362	.. Cross Rio Grande	2.35PM	40	2564	Ar BERKELEY	12.50PM
4785	1369	Ar BELEN	2.50PM	36	2567	Ar OAKLAND	1.05PM
		For Albuquerque take motor coach. Lv. Belen 3.35pm Ar. Albuquerque 4.30 pm				San Francisco passengers take bus at trainside in Oakland.	
				36	2567	Lv OAKLAND	1.10PM
						.. Cross San Francisco Bay ..	1.15PM
				8	2574	Ar SAN FRANCISCO...Cal. (PST)	1.30PM

* Stops to receive passengers for scheduled stops Ash Fork, Arizona and beyond.
 † Stops to discharge passengers from stations beyond Belen. Rail-Auto Service available.
 ‡ Stops to receive passengers for stations north of Barstow. † Flag stop
 † Stops to receive passengers for north of Barstow or to discharge from Chicago and beyond.
 † Stops to discharge passengers from Kansas City and beyond and to receive for Bakersfield and north or Prescott and south.

SAN FRANCISCO CHIEF

Train 2, Eastbound
California to Chicago
Pullman, Chair Car Train

Altitude	Mls.	Read Down	Altitude	Mls.	Read Down
		 (PST)			
8	0	Lv SAN FRANCISCO... Cal. 11.00AM	4785	1205	Lv BELEN... N. Mex. 11.00AM
		<i>Passengers take motor coach direct to trainside in Oakland.</i>		1209	... Cross Rio Grande... 11.07AM
		<i>Cross San Francisco Bay. 11.10AM</i>	5952	1314	Ar VAUGHN... N. Mex. §1245PM
36	7	Ar OAKLAND... Cal. 11.20AM		1382	... Cross Pecos River... 1.43PM
36	7	Lv OAKLAND... Cal. 11.25AM	4225	1446	Ar CLOVIS (MST) N. Mex. 2.45PM
40	10	Lv BERKELEY... Cal. 11.35AM			At Clovis turn watches AHEAD one hour.
43	18	Ar RICHMOND... Cal. 11.55AM			Oakland - New Orleans Pullman and Oakland-Houston Chair Car switched to Train 76 at Clovis. See page 13 for schedule Clovis to New Orleans.
43	18	Lv RICHMOND... Cal. 11.56AM			
10	26	Lv PINOLE... Cal. †1208PM	4225	1446	Lv CLOVIS (CST) N. Mex. 4.05PM
21	52	Lv PITTSBURG... Cal. 12.43PM			<i>New Mexico-Texas boundary 4.14PM</i>
		... Cross Old River... 1.04PM	3798	1503	Ar HEREFORD... Tex. †4.58PM
		... Cross San Joaquin River... 1.20PM	3662	1548	Ar AMARILLO... Tex. 5.45PM
23	86	Lv STOCKTON... Cal. 1.25PM	3662	1548	Lv AMARILLO... Tex. 5.50PM
		... Cross Stanislaus River... 1.44PM	3226	1603	Ar PAMPA... Tex. †6.40PM
	111	Lv RIVERBANK... Cal. †1.47PM	2344	1647	Ar CANADIAN... Tex. §7.20PM
	118	Lv EMPIRE... Cal. †1.55PM		1648	<i>Cross South Canadian River 7.21PM</i>
		... Cross Tuolumne River... 1.56PM		1723	<i>Cross North Canadian River 8.28PM</i>
		... Cross Merced River... 2.14PM		1752	... Cross Cimarron River... 9.02PM
172	151	Lv MERCED... Cal. 2.28PM	1464	1755	Ar WAYNOKA... Okla. 9.05PM
		... Cross Chowchilla River... 2.48PM	1464	1755	Lv WAYNOKA... Okla. 9.10PM
		... Cross Fresno River... 2.57PM	1205	1862	Ar WELLINGTON... Kan. 10.55PM
		... Cross San Joaquin River... 3.10PM	1205	1862	Lv WELLINGTON... Kan. 11.00PM
296	209	Lv FRESNO... Cal. 3.25PM		1880	... Cross Arkansas River... 11.20PM
		... Cross Kings River... 3.50PM	1312	1896	Lv WICHITA... Kan. 11.45PM
248	240	Lv HANFORD... Cal. †4.03PM	1445	1923	Ar NEWTON... Kan. 12.20AM
335	295	Lv WASCO... Cal. †4.50PM	1445	1923	Lv NEWTON... Kan. 12.30AM
350	302	Lv SHAFER... Cal. †4.58PM	1138	1996	Ar EMPORIA... Kan. 1.35AM
404	320	Ar BAKERSFIELD... Cal. 5.25PM	1138	1996	Lv EMPORIA... Kan. 1.35AM
404	320	Lv BAKERSFIELD... Cal. 5.30PM	889	2057	Ar TOPEKA... Kan. 2.45AM
2755	389	Ar MOJAVE... Cal. 7.50PM	889	2057	Lv TOPEKA... Kan. 2.45AM
2755	389	Lv MOJAVE... Cal. 7.50PM	813	2083	Lv LAWRENCE... Kan. 3.10AM
	410	Lv EDWARDS... Cal. †8.11PM		2123	<i>Cross Kan.-Mo. boundary 3.52AM</i>
	460	... Cross Mojave River... 9.06PM	781	2124	Ar KANSAS CITY... Mo. 4.10AM
2105	461	Ar BARSTOW... Cal. 9.10PM	781	2124	Lv KANSAS CITY... Mo. 4.20AM
2105	461	Lv BARSTOW... Cal. 9.25PM		2150	... Cross Missouri River... 4.55AM
476	629	Ar NEEDLES... Cal. 11.55PM	664	2188	Lv CARROLLTON... Mo. †533AM
476	629	Lv NEEDLES (PST)... Cal. 12.05AM		2205	... Cross Grand River... 5.45AM
		Leaving Needles turn watches AHEAD one hour.	857	2228	Ar MARCELINE... Mo. †605AM
	641	<i>Cross Colorado River, Calif.-Arizona boundary... 1.15AM</i>		2251	... Cross Chariton River... 6.30AM
5242	778	Ar SELIGMAN... Ariz. 3.55AM	913	2262	Lv LA PLATA... Mo. †641AM
5242	778	Lv SELIGMAN... Ariz. 3.57AM		2295	... Cross N. Fabius River... 7.08AM
	868	... Cross Arizona Divide... 5.43AM		2306	... Cross Wyaconda River... 7.15AM
	906	... Cross Canyon Diablo... 6.23AM	521	2340	<i>Cross Des Moines River, Missouri-Iowa boundary. 7.40AM</i>
4843	933	Ar WINSLOW... Ariz. 6.45AM		521	Ar SHOPTON... Ia. 8.00AM
4843	933	Lv WINSLOW... Ariz. 6.50AM		521	Lv SHOPTON... Ia. 8.05AM
	936	<i>Cross Little Colorado River 6.53AM</i>	523	2342	Lv FT. MADISON... Ia. 8.10AM
	1039	<i>Cross Ariz.-N.M. boundary 8.13AM</i>		2343	<i>Cross Mississippi River, Iowa-Illinois boundary... 8.12AM</i>
	1048	... Cross Rio Puerco... 8.20AM	755	2397	Lv GALESBURG... Ill. †900AM
6506	1061	Ar GALLUP... N. Mex. 8.35AM		2411	... Cross Spoon River... 9.15AM
6506	1061	Lv GALLUP... N. Mex. 8.38AM	515	2444	Lv CHILLICOTHE... Ill. †950AM
	1091	... Cross Continental Divide... 9.07AM		2446	... Cross Illinois River... 9.52AM
	1186	... Cross Rio Puerco... 10.27AM		2483	... Cross Vermilion River... 10.28AM
4785	1205	Ar BELEN... N. Mex. 10.50AM	625	2484	Lv STREATOR... Ill. †1030AM
		For Albuquerque take motor coach Lv. Belen 11.00 am., Ar Albuquerque 11.55 am.		2521	... Cross Kankakee River... 11.05AM
		Lv. Albuquerque 9.00 am., Ar. Belen 10.00 am., via motor coach to connect with Train 2.	549	2536	Lv JOLIET... Ill. †1120AM
				2550	... Cross Des Plaines River... 11.40AM
				2563	... Cross Des Plaines River... 12.01PM
			593	2574	Ar CHICAGO (CST) III. 12.20PM

† Stops to receive passengers for stations beyond Belen.
 § Stops to discharge passengers from north of Barstow.
 † Stops to discharge passengers from scheduled stops Ash Fork and beyond.
 † Stops to receive passengers for Chicago and beyond and discharge from north of Barstow.
 Indicates Rail-Auto Service available.
 f Flag stop.

The GRAND CANYON

SOUTHERN SECTION—VIA AMARILLO

Tr. 123-23 Westbound
Daily, Pullman, Chair Car Train
Chicago, Gr. Canyon, California

Altitude	Mls.	Read Down	Altitude	Mls.	Read Down
TRAIN NO. 123					
Stops all points between Chicago and Kansas City to receive passengers for beyond Newton.					
593	0	Lv CHICAGO (CST) III. 12.15PM	4785	1351	Lv ENCINO..... N. Mex. f1.19PM
549	38	Lv JOLIET..... III. 1.10PM	1354	Ar BELEN..... N. Mex. 3.25PM	
625	90	Lv STREATOR..... III. 2.05PM	For Albuquerque take motor coach Lv. Belen 3.35pm. Ar. Albuquerque 4.30 pm.		
515	130	Lv CHILLICOTHE..... III. 2.40PM	Lv. Albuquerque 1.40 pm via motor coach to connect with Train 23 at Belen.		
755	177	Lv GALESBURG..... III. 3.30PM	4785	1354	Lv BELEN..... N. Mex. 3.45PM
523	232	Lv FT. MADISON..... Ia. 4.30PM	1372 Cross Rio Puerco..... 4.07PM	
521	234	Lv SHOPTON..... Ia. 4.40PM	7247	1469 Cross Continental Divide..... 5.35PM
913	312	Lv LA PLATA..... Mo. 6.05PM	6506	1497	Lv GALLUP..... N. Mex. 6.18PM
857	346	Lv MARCELINE..... Mo. 6.45PM	1510 Cross Rio Puerco..... 6.35PM	
664	386	Lv CARROLLTON..... Mo. 7.25PM	1519 Cross N. Mex.-Ariz. boundary..... 6.40PM	
693	411	Lv HENRIETTA..... Mo. 7.50PM	5080	1592	Lv HOLBROOK..... Ariz. 7.37PM
781	450	Ar KANSAS CITY Mo. 9.00PM	1622 Cross Little Colorado River..... 8.00PM	
TRAIN NO. 23					
Stops all points Kansas City to Wellington, Kans. to receive passengers for beyond Clovis.					
781	450	Lv KANSAS CITY Mo. 9.50PM	4843	1625	Lv WINSLOW..... Ariz. 8.15PM
	451 Cross Mo.-Kan. boundary..... 9.52PM	1651 Cross Canyon Diablo..... 8.48PM	
	508	Lv OTTAWA JCT. Kan. f1052PM	6902	1683	Lv FLAGSTAFF..... Ariz. 9.37PM
1138	563	Lv EMPORIA..... Kan. 11.50PM	7313	1690 Cross Arizona Divide..... 9.48PM
1445	636	Lv NEWTON..... Kan. 1.15AM	6748	1717	Ar WILLIAMS..... Ariz. 10.25PM
1312	664	Lv WICHITA Mo. 2.05AM	Leave Grand Canyon 8.00 pm, Ar. Williams 10.20 pm where Pullman joins Train No. 23.		
1205	698	Lv WELLINGTON..... Kan. 2.55AM	6748	1717	Lv WILLIAMS..... Ariz. 10.25PM
1417	733	Lv HARPER..... Kan. 3.32AM	5128	1740	Ar ASH FORK..... Ariz. 11.20PM
1443	745	Lv ATTICA..... Kan. 3.45AM	Phoenix passengers take Train No. 47 at Ash Fork. Lv. Ash Fork 12.15 am., Ar. Wickenburg 4.45 am., Ar. Phoenix 6.15 am.		
1326	765	Lv KIOWA..... Kan. 4.16AM	5128	1740	Lv ASH FORK..... Ariz. 11.20PM
	766 Cross Kan.-Okla. boundary..... 4.17AM	5242	1758	Lv SELIGMAN..... Ariz. 12.07AM
1327	783	Lv ALVA..... Okla. 4.37AM	3335	1855	Lv KINGMAN (MST) Ariz. 1.53AM
1464	804	Lv WAYNOKA..... Okla. 5.05AM	1904 Cross Colorado River, Ariz.-Calif. boundary..... 3.10AM	
	807 Cross Cimarron River..... 5.08AM	Arriving Needles turn watches BACK one hour.		
	834 Cross N. Canadian River..... 5.38AM	476	1916	Ar NEEDLES (PST) Cal. 2.20AM
1904	840	Lv WOODWARD..... Okla. 5.45AM	815	1986	Ar CADIZ..... Cal. 3.50AM
2237	872	Lv SHATTUCK..... Okla. 6.25AM	2105	2084	Ar BARSTOW..... Cal. 5.53AM
	885 Cross Okla.-Tex. boundary..... 6.33AM	Connecting Service		
2560	882	Lv HIGGINS..... Tex. 6.38AM	Lv Barstow..... 6.30 am		
2601	900	Lv GLAZIER..... Tex. 6.52AM	Ar Bakersfield..... 10.30 am		
	910 Cross South Canadian River..... 7.02AM	Ar Fresno..... 12.40 pm		
2344	912	Lv CANADIAN..... Tex. 7.05AM	Ar Stockton..... 2.50 pm		
2736	934	Lv MIAMI..... Tex. 7.29AM	Ar Oakland..... 4.50 pm		
3226	956	Lv PAMPA..... Tex. 7.55AM	Ar San Francisco 5.15 pm		
	963	Lv KINGS MILL..... Tex. 8.03AM			
3340	969	Lv WHITE DEER..... Tex. 8.10AM			
3443	983	Lv PANHANDLE..... Tex. 8.24AM			
3662	1010	Ar AMARILLO Mo. 9.00AM			
3662	1010	Lv AMARILLO Mo. 9.10AM			
3626	1027	Lv CANYON..... Tex. 9.28AM			
	1037	Lv UMBARGER..... Tex. 9.38AM			
3798	1057	Lv HERFORD..... Tex. 10.00AM			
3994	1071	Lv BLACK..... Tex. 10.15AM			
4006	1078	Lv FRIONA..... Tex. 10.21AM			
4067	1090	Lv BOVINA..... Tex. 10.32AM			
	1105 Cross Tex.-N. Mex. boundary..... 10.45AM			
4225	1114	Ar CLOVIS (CST) N. Mex. 11.00AM	2105	2084	Lv BARSTOW..... Cal. 6.20AM
At Clovis turn watches BACK one hour.					
Dallas cars joined to The Grand Canyon, see page 12 for details this California service.					
4225	1114	Lv CLOVIS (MST) N. Mex. 10.25AM	2117 Cross Mojave River..... 7.00AM	
4392	1136	Lv MELROSE..... N. Mex. f1053AM	1827	2120	Ar VICTORVILLE..... Cal. f7.05AM
4124	1159	Lv TAIBAN..... N. Mex. f1115AM	3822	2139 Cross Cajon Pass..... 8.30AM
4040	1174	Lv FT. SUMNER N. Mex. f1130AM	1077	2160	Ar SAN BERNARDINO Mo. 8.30AM
	1176 Cross Pecos River..... 11.32AM	2165 Cross Santa Ana River..... 8.45AM	
	1187	Lv RICARDO..... N. Mex. f1145AM	851	2175	Ar RIVERSIDE Mo. 8.55AM
4765	1200	Lv YESO..... N. Mex. f1201PM	601	2189	Ar CORONA (NORCO) Cal. f9.15AM
5952	1245	Lv VAUGHN..... N. Mex. 12.55PM	2194 Cross Santa Ana River..... 9.30AM	
			161	2210	Ar FULLERTON..... Cal. f9.43AM
			2223 Cross San Gabriel River..... 10.00AM	
			318	2236	Ar LOS ANGELES Mo. 10.30AM
San Diego passengers transfer at Fullerton to train No. 80. Lv. Fullerton 10.28 am., Ar. San Diego 12.30 pm.					

☞ Indicates Rail-Auto Service available.
f Flag stop to receive and discharge passengers.
♣ Stops to receive passengers for beyond Clovis.

The GRAND CANYON

SOUTHERN SECTION—VIA AMARILLO

Tr. 24-124, Eastbound
California, Gr. Canyon, Chicago
Daily, Pullman, Chair Car Train

Altitude	Mls.	Read Down	Altitude	Mls.	Read Down
13		Leave San Diego in Tr. 73 11.45 am; ar. Fullerton 1.35 pm. and transfer to The Grand Canyon.	1063	 Cross Pecos River.... 1.14PM
		TRAIN NO. 24	4040 1065		Lv FT. SUMNER... N. Mex. f1.16PM
318	0	Lv LOS ANGELES (PST) 1.40PM	4124 1079		Lv TAIBAN... N. Mex. f1.28PM
35	13	.. Cross San Gabriel River.. 2.02PM	4392 1102		Lv MELROSE... N. Mex. f1.49PM
161	26	Lv FULLERTON... Cal. 2.15PM	4225 1125		Ar CLOVIS (MST)... N. Mex. 2.20PM
	41	.. Cross Santa Ana River.. 2.32PM			At Clovis turn watches AHEAD one hour. Dallas cars switched to Train 76, see page 13 for details.
601	48	Lv CORONA (NORCO) Cal. 2.42PM	4225 1125		Lv CLOVIS (CST)... N. Mex. 3.45PM
851	62	Lv RIVERSIDE... Cal. 3.10PM	1134		Cross N. Mex.-Tex. boundary 3.58PM
	68	.. Cross Santa Ana River.. 3.25PM	4067 1148		Lv BOVINA... Tex. f4.10PM
1077	72	Lv SAN BERNARDINO 3.38PM	4006 1160		Lv FRIONA... Tex. f4.22PM
3822	99	.. Cross Cajon Pass.	3994 1167		Lv BLACK... Tex. f4.28PM
2718	118	Lv VICTORVILLE... Cal. f5.05PM	3798 1182		Lv HEREFORD... Tex. 4.45PM
	120	.. Cross Mojave River... 5.10PM			Lv UMBARGER... Tex. f5.10PM
2105	154	Ar BARSTOW... Cal. 5.45PM	1201		Lv CANYON... Tex. f5.23PM
		Connecting Service	3626 1211		Lv AMARILLO... Tex. 6.05PM
		Lv San Francisco 7.45 am	3662 1228		Lv PANHANDLE... Tex. f6.31PM
		Lv Oakland... 8.10 am	3443 1255		Lv WHITE DEER... Tex. f6.42PM
		Lv Stockton... 10.07 am	3340 1268		Lv KINGS MILL... Tex. f6.48PM
		Lv Fresno... 12.10 pm			Lv PAMPA... Tex. 7.00PM
		Lv Bakersfield... 2.15 pm	3226 1283		Lv MIAMI... Tex. f7.21PM
		Ar Barstow... 5.50 pm	2736 1307		Lv MIAMI... Tex. f7.21PM
2105	154	Lv BARSTOW... Cal. 6.05PM	2344 1327		Lv CANADIAN... Tex. 7.45PM
815	231	Lv CADIZ... Cal. 7.35PM	1328		Cross South Canadian River
476	320	Ar NEEDLES... Cal. 9.00PM	2601 1340		Lv GLAZIER... Tex. f7.58PM
476	320	Lv NEEDLES (PST)... Cal. 9.10PM	2560 1355		Lv HIGGINS... Tex. f8.11PM
		Leaving Needles turn watches AHEAD one hour.	1354		Cross Tex.-Okla. boundary 8.15PM
	332	.. Cross Colorado River, Calif.-Ariz. boundary.. 10.20PM	2237 1367		Lv SHATTUCK... Okla. 8.25PM
3335	382	Lv KINGMAN (MST) Ariz. 11.36PM	1904 1399		Lv WOODWARD... Okla. 8.58PM
5242	470	Lv SELIGMAN... Ariz. 1.33AM	1405		.. Cross N. Canadian River.. 9.05PM
5128	495	Ar ASH FORK... Ariz. 2.15AM	1431		.. Cross Cimarron River.. 9.30PM
		Phoenix passengers use Tr. 42, lv. Phoenix 5.30 pm; lv. Wickenburg 7.00 pm; ar. Ash Fork 11.30 pm.	1464 1434		Lv WAYNOKA... Okla. 9.40PM
5128	495	Lv ASH FORK... Ariz. 2.15AM	1327 1455		Lv ALVA... Okla. 10.06PM
6748	521	Ar WILLIAMS... Ariz. 3.20AM	1472		Oklahoma-Kansas boundary 10.30PM
		Lv. Williams 4.15 am, ar. Grand Canyon 7.00 am.	1326 1473		Lv KIOWA... Kan. 10.32PM
		Lv. Grand Canyon 8.00 p.m. ar. Williams 10.20 p.m. where Pullman joins Tr. 124	1443 1494		Lv ATTICA... Kan. 10.55PM
6748	521	Lv WILLIAMS... Ariz. 3.20AM	1417 1508		Lv HARPER... Kan. 11.12PM
7313	548	.. Cross Arizona Divide... 4.08AM	1205 1541		Ar WELLINGTON... Kan. 11.55PM
6902	555	Lv FLAGSTAFF... Ariz. 4.20AM			Stops at stations Wellington to Kansas City to discharge passengers from beyond Clovis.
	586	.. Cross Canyon Diablo... 4.57AM	1205 1541		Lv WELLINGTON... Kan. 12.05AM
4843	613	Lv WINSLOW... Ariz. 5.40AM	1551		.. Cross Ninneseah River.. 12.18AM
	616	Cross Little Colorado River.. 5.45AM	1558		.. Cross Arkansas River.. 12.26AM
5080	645	Lv HOLBROOK... Ariz. 6.11AM	1312 1575		Lv WICHITA... Kan. 12.55AM
	719	.. Cross Arizona-New Mexico boundary.. 7.17AM	1445 1602		Ar NEWTON... Kan. 1.45AM
	728	.. Cross Rio Puerco... 7.22AM	1445 1602		Lv NEWTON... Kan. 2.00AM
6506	741	Lv GALLUP... N. Mex. 7.38AM	1138 1675		Lv EMPORIA... Kan. 3.20AM
7247	771	.. Cross Continental Divide... 8.09AM	995 1708		Lv MELVERN... Kan. 4.13AM
6465	832	Lv GRANTS... N. Mex. *8.42AM	889 1729		Lv OTTAWA JCT... Kan. f4.37AM
	866	.. Cross Rio Puerco... 9.38AM	1785		Cross Kan.-Mo. boundary 6.13AM
4785	885	Ar BELEN... N. Mex. 10.00AM	781 1786		Ar KANSAS CITY... Mo. 6.15AM
		For Albuquerque take motor coach; lv. Belen 11.00 am; ar. Albuquerque 11.55 am.			TRAIN NO. 124
		Leave Albuquerque 9.00 am, via motor coach to connect with The Grand Canyon at Belen.			Stops at stations Kansas City to Chicago to discharge from beyond Newton.
4785	885	Lv BELEN... N. Mex. 10.15AM	781 1786		Lv KANSAS CITY... Mo. 7.00AM
	888	.. Cross Rio Grande... 10.18AM	693 1826		Lv HENRIETTA... Mo. f7.50AM
6470	926	Lv MOUNTAINAIR... N. Mex. f11.05AM	664 1850		Lv CARROLLTON... Mo. f8.15AM
6106	930	Lv WILLARD... N. Mex. f11.17AM	857 1890		Lv MARCELINE... Mo. 8.50AM
	978	Lv ENCINO... N. Mex. f11.51AM	913 1926		Lv LA PLATA... Mo. 9.25AM
5952	994	Lv VAUGHN... N. Mex. 12.10PM	521 2002		Lv SHOPTON... Ia. 10.45AM
4765	1038	Lv YESO... N. Mex. f12.51PM	523 2004		Ar FT. MADISON... Ia. 10.50AM
			755 2059		Ar GALESBURG... Ill. 11.40AM
			515 2106		Ar CHILLICOTHE... Ill. 12.30PM
			625 2147		Ar STREATOR... Ill. 1.10PM
			549 2198		Lv JOLIET... Ill. f2.00PM
			593 2236		Ar CHICAGO... Ill. 3.00PM

☞ Indicates Rail-Auto Service available. f Flag stop to receive and discharge passengers.
 † Stops to receive for Clovis and beyond or discharge from Belen and beyond.
 * Stops to discharge passengers from beyond Clovis.
 * Stops to receive passengers for Belen and beyond.
 † Stops to receive passengers for Chicago and beyond.

The GRAND CANYON

NORTHERN SECTION-VIA LA JUNTA

Train 123, Westbound
Daily, Pullman, Chair Car Train
Chicago, Gr. Canyon, California

Altitude	Mls.	Read Down	Altitude	Mls.	Read Down
		Stops all points between Chicago and Kansas City to receive passengers for beyond Newton.			
593	0	Lv CHICAGO (CST) III. 12.15PM	6392	1235	Lv LAS VEGAS... N.Mex. 2.40PM
549	38	Lv JOLIET... III. 1.10PM	6027	1264	Lv RIBERA... N. Mex. 3.39PM
625	90	Lv STREATOR... III. 2.05PM	1264		... Cross Pecos River... 3.40PM
515	130	Lv CHILLICOTHE... III. 2.40PM	6812	1280	Lv ROWE... N. Mex. 4.02PM
755	177	Lv GALESBURG... III. 3.30PM	7421	1290	Lv GLORIETA... N. Mex. 4.21PM
523	232	Lv FT. MADISON... Ia. 4.30PM	6457	1299	Ar LAMY... N. Mex. 4.50PM
521	234	Lv SHOPTON... Ia. 4.40PM	6986	1317	For Santa Fe, N. M. and Land of Pueblos take motor coach at Lamy. Ar. Santa Fe 5.30 pm.
913	312	Lv LA PLATA... Mo. 6.05PM			Leave Santa Fe 4.00 pm to connect with The Grand Canyon at Lamy.
857	346	Lv MARCELINE... Mo. 6.45PM	6457	1299	Lv LAMY... N. Mex. 4.50PM
664	386	Lv CARROLLTON... Mo. 7.25PM	5677	1315	Lv LOS CERRILLOS N. Mex. 5.23PM
693	411	Lv HENRIETTA... Mo. 7.50PM		1329	Lv DOMINGO... N. Mex. 5.46PM
781	450	Ar KANSAS CITY... Mo. 9.00PM	5042	1350	Lv BERNALILLO... N. Mex. 6.10PM
781	450	Lv KANSAS CITY... Mo. 9.30PM	4934	1366	Ar ALBUQUERQUE N. Mex. 6.40PM
813	490	Lv LAWRENCE... Kan. 10.15PM	4934	1366	Lv ALBUQUERQUE... 6.55PM
889	516	Lv TOPEKA... Kan. 10.55PM	1377		... Cross Rio Grande... 7.17PM
1138	577	Lv EMPORIA... Kan. 12.20AM	1401		... Cross Rio Puerco... 7.29PM
1445	650	Ar NEWTON... Kan. 1.40AM	6465	1465	Lv GRANTS... N. Mex. 8.25PM
		Stops any station Newton to Lamar to receive for La Junta and beyond or discharge from Newton and beyond.	7247	1498	... Cross Continental Divide... 8.53PM
1445	650	Lv NEWTON... Kan. 1.50AM	6506	1526	Lv GALLUP... N. Mex. 9.23PM
1390	660	Lv HALSTEAD... Kan. 1.59AM	1539		... Cross Rio Puerco... 9.44PM
1450	669	Lv BURRTON... Kan. 2.08AM	5080	1622	Lv HOLBROOK... Ariz. 10.40PM
1530	683	Lv HUTCHINSON... Kan. 2.30AM	1651		... Cross Little Colorado River... 11.00PM
1595	694	Lv NICKERSON... Kan. 2.45AM	4843	1654	Lv WINSLOW... Ariz. 11.15PM
1635	702	Lv STERLING... Kan. 3.00AM	1681		... Cross Canyon Diablo... 11.46PM
1675	709	Lv ALDEN... Kan. 3.09AM	6902	1712	Lv FLAGSTAFF... Ariz. 12.28AM
	715	Lv RAYMOND... Kan. 3.18AM	7313	1719	... Cross Arizona Divide... 12.38AM
1781	725	Lv ELLINWOOD... Kan. 3.40AM	6748	1746	Ar WILLIAMS... Ariz. 1.15AM
1848	736	Lv GREAT BEND... Kan. 4.11AM	6868	1781	Grand Canyon Pullman switched to train 14. Lv. Williams 4.15 am; Ar. Grand Canyon 7.00 am.
	743	Lv DUNDEE... Kan. 4.21AM			Leave Grand Canyon 8.00 pm, Ar. Williams 10.20 pm where Pullman joins Train No. 23.
1940	749	Lv PAWNEE ROCK... Kan. 4.31AM	6748	1746	Lv WILLIAMS... Ariz. 1.15AM
2003	758	Lv LARNED... Kan. 4.55AM	5128	1769	Lv ASH FORK... Ariz. 2.05AM
2070	769	Lv GARFIELD... Kan. 5.10AM	5242	1797	Lv SELIGMAN... Ariz. 2.47AM
2163	783	Lv KINSLEY... Kan. 5.32AM	3335	1884	Lv KINGMAN (MST) Ariz. 4.14AM
2486	818	Ar DODGE CITY (CST) Kan. 6.20AM	1934		... Cross Colorado River, Ariz.-Calif. boundary... 4.57AM
	818	Lv DODGE CITY (MST) Kan. 5.25AM			Arriving Needles turn watches BACK one hour.
2625	837	Lv CIMARRON... Kan. 5.51AM	476	1945	Ar NEEDLES (PST)... Cal. 4.10AM
2830	868	Lv GARDEN CITY... Kan. 6.24AM	2105	2113	Ar BARSTOW... Cal. 7.15AM
2990	890	Lv LAKIN... Kan. 6.47AM	2105	2113	Ar BARSTOW... Cal. 7.25AM
3229	919	Lv SYRACUSE... Kan. 7.15AM	2147		... Cross Mojave River... 8.00AM
3380	940	Lv HOLLY... Colo. 7.37AM	2718	2149	Ar VICTORVILLE... Cal. 8.03AM
	946	... Cross Arkansas River... 7.39AM	3822	2168	... Cross Cajon Pass... 9.20AM
3603	967	Lv LAMAR... Colo. 8.07AM	1077	2194	Ar SAN BERNARDINO... 9.20AM
	986	... Caddo Dam... 8.38AM			Stops at all points between San Bernardino and Los Angeles to discharge from Barstow and beyond.
	999	... Cross Purgatoire River... 8.38AM	860	2123	Ar POMONA... Cal. 9.54AM
3877	1001	Lv LAS ANIMAS... Colo. 8.42AM	2232		... Cross San Gabriel River... 10.12AM
4045	1020	Ar LA JUNTA... Colo. 9.15AM	830	2243	Ar PASADENA... Cal. 10.40AM
		Lv. La Junta 10.00 am on Tr. 223-102; Ar. Pueblo 11.25 am; Ar. Colorado Springs 12.35 pm; Ar. Denver 2.20 pm.	35	2270	Long Beach passengers transfer to motor coach at Pasadena. Arrive Long Beach 12:01 pm.
4045	1020	Lv LA JUNTA... Colo. 9.35AM			... Cross Los Angeles River... 10.50AM
5408	1065	Lv THATCHER... Colo. 10.21AM	2252		Ar LOS ANGELES... Cal. 11.15AM
5971	1102	Lv TRINIDAD... Colo. 11.05AM	318	2254	San Diego passengers transfer in Union Station to train No. 74. Lv. Los Angeles 12.30 pm ar. San Diego 3.00 pm.
7622	1117	Cross Colorado-New Mexico boundary through Raton Tunnel one-half mile long and highest point on the Santa Fe. 11.42AM	13	2381	
6666	1125	Lv RATON... N.Mex. 12.13PM			
5894	1151	Lv MAXWELL... N.Mex. 12.43PM			
5769	1164	Lv SPRINGER... N.Mex. 1.01PM			
6177	1190	Lv WAGON MOUND N.Mex. 1.33PM			

f Flag stop.

○ Stops to discharge from Albuquerque and beyond.

⊕ Stops to discharge from Williams and beyond.

‡ Stops to receive for Trinidad and beyond and discharge from La Junta and beyond.

⊠ Stops to receive for Albuquerque and beyond and discharge from Las Vegas and beyond.

△ Stops to receive for beyond Albuquerque and discharge from Las Vegas and beyond.

☞ Rail-Auto Service available.

The GRAND CANYON

NORTHERN SECTION-VIA LA JUNTA

Train 124 Eastbound
California, Gr. Canyon, Chicago
Daily, Pullman, Chair Car Train

Altitude	Mls.	Read Down	Altitude	Mls.	Read Down
13		Lv. San Diego Train 71 9.00 am. Ar. Los Angeles 11.30 am.	5971	1154	Ar TRINIDAD..... Colo. 2.20PM
318	0	Lv LOSANGELES (PST) 12.01PM Stops at all points Los Angeles to San Bernardino to receive passengers for Barstow and beyond	5408	1190	Lv THATCHER..... Colo. 3.09PM
	2	.. Cross Los Angeles River... 12.10PM	4045	1235	Ar LA JUNTA..... Colo. 4.00PM Lv. La Junta 5.00 pm., on Tr. 13-130, Ar. Pueblo 6.10 pm., Ar. Colo. Springs 7.27 pm., Ar. Denver 9.15 pm.
830	9	Lv PASADENA Cal. 12.30PM	4045	1235	Lv LA JUNTA..... Colo. 4.10PM No. 124 stops at stations L Junta to Hutchinson to receive for Newton and beyond and discharge from La Junta and beyond
860	31	Lv POMONA Cal. 11.11PM			
1077	60	Lv SAN BERNARDINO 1.53PM			
3822	87	Cross Cajon Pass			
2718	106	Lv VICTORVILLE..... Cal. Δ320PM			
	108	.. Cross Mojave River... 3.25PM			
2105	142	Ar BARSTOW..... Cal. 4.00PM	3877	1254	Lv LAS ANIMAS..... Colo. 4.32PM
2105	142	Lv BARSTOW..... Cal. 4.10PM		1256	.. Cross Purgatoire River... 4.34PM
476	308	Lv NEEDLES (PST) ... Cal. 7.05PM Leaving Needles turn watches AHEAD one hour.	3603	1288	Lv LAMAR..... Colo. 5.04PM
	320	.. Cross Colorado River, Calif.-Ariz. boundary... 8.12PM		1310	.. Cross Arkansas River... 5.30PM
3335	369	Lv KINGMAN (MST) Ariz. 4.23PM	3380	1315	Lv HOLLY..... Colo. 5.35PM
5242	457	Lv SELIGMAN..... Ariz. 11.12PM		1320	Cross Colo.-Kan. boundary 5.38PM
5128	482	Ar ASH FORK..... Ariz. 11.55PM	3229	1336	Lv SYRACUSE..... Kan. 5.56PM
6748	509	Ar WILLIAMS..... Ariz. 12.50AM Leave Grand Canyon 8.00 pm via Train 15, Ar. Williams 10.20 pm., where Grand Canyon-Chicago Pullman joins Train 124.	2990	1366	Lv LAKIN..... Kan. 6.23PM
	509	Lv WILLIAMS..... Ariz. 12.50AM	2830	1388	Lv GARDEN CITY..... Kan. 6.45PM
7313	536	.. Cross Arizona Divide... 1.35AM	2615	1419	Lv CIMARRON..... Kan. 7.13PM
6902	543	Lv FLAGSTAFF..... Ariz. 1.45AM	2486	1438	Ar DODGE CITY(MST) Kan. 7.43PM At Dodge City turn watches AHEAD one hour.
	574	.. Cross Canyon Diablo... 2.20AM	2486	1438	Lv DODGE CITY (CSI) Kan. 8.45PM
4843	601	Lv WINSLOW..... Ariz. 3.00AM	2450	1453	Lv SPEARVILLE..... Kan. 9.14PM
	604	Cross Little Colorado River 3.05AM	2450	1459	Lv BELLEFONT..... Kan. 9.20PM
5080	633	Lv HOLBROOK..... Ariz. 3.32AM	2265	1465	Lv OFFERLE..... Kan. 9.28PM
	707	Ariz.-N. Mex. boundary 4.36AM	2163	1473	Lv KINSLEY..... Kan. 9.40PM
	716	.. Cross Rio Puerco... 4.45AM	2163	1473	Lv NETTLETON..... Kan. 9.48PM
6506	729	Lv GALLUP..... N.Mex. 5.03AM	2070	1487	Lv GARFIELD..... Kan. 9.57PM
7247	758	.. Cross Continental Divide... 5.29AM	2006	1498	Lv LARNED..... Kan. 10.20PM
6465	820	Lv GRANTS..... N. Mex. 6.14AM	1940	1507	Lv PAWNEE ROCK... Kan. 10.32PM
	878	.. Cross Rio Grande... 8.00AM	1512	1512	Lv DUNDEE..... Kan. 10.40PM
4934	889	Ar ALBUQUERQUE 8.10AM	1848	1520	Lv GREAT BEND..... Kan. 11.00PM
4934	889	Lv ALBUQUERQUE, N. Mex. 8.20AM	1781	1530	Lv ELLINWOOD..... Kan. 11.23PM
5040	905	Lv BERNALILLO... N. Mex. 8.35AM	1541	1541	Lv RAYMOND..... Kan. 11.38PM
926	926	Lv DOMINGO..... N. Mex. 8.50AM	1675	1547	Lv ALDEN..... Kan. 11.47PM
5675	940	Lv LOSCERRILLOS N. Mex. 9.05AM	1566	1553	Lv STERLING..... Kan. 11.58PM
6457	957	Ar LAMY N. Mex. 9.25AM	1595	1561	Lv NICKERSON..... Kan. 12.11AM
6986	975	For Santa Fe, N. M., and Land of Pueblos Lv. Lamy 9.30 am; Ar. Santa Fe 10.05 am. Lv. Santa Fe 8.30am. to connect with No. 124 at Lamy.	1530	1572	Lv HUTCHINSON... Kan. 12.35AM
6457	957	Lv LAMY N. Mex. 9.25AM	1450	1586	Lv BURTON..... Kan. 12.55AM
7421	966	Lv GLORIETA..... N. Mex. 9.47AM	1390	1595	Lv HALSTEAD..... Kan. 1.10AM
6812	975	Lv ROWE..... N. Mex. 10.02AM	1445	1605	Ar NEWTON..... Kan. 1.30AM
	991	.. Cross Pecos River... 10.17AM	1445	1605	Lv NEWTON..... Kan. 1.40AM
6025	992	Lv RIBERA..... N. Mex. 10.18AM	1138	1678	Lv EMPORIA..... Kan. 3.05AM
6392	1021	Lv LAS VEGAS..... N. Mex. 11.07AM	889	1739	Lv TOPEKA Kan. 4.30AM
6330	1046	Lv VALMORA..... N. Mex. 11.35AM	813	1765	Lv LAWRENCE Kan. 5.00AM
6177	1066	Lv WAGON MOUND... N.M. 11.59AM		1803	Cross Kan.-Mo. boundary 5.55AM
5769	1091	Lv SPRINGER..... N. Mex. 12.25PM	781	1804	Ar KANSAS CITY Mo. 6.00AM Stops all stations between Kansas City and Chicago to discharge passengers from beyond Newton.
5894	1105	Lv MAXWELL..... N. Mex. 12.43PM	781	1804	Lv KANSAS CITY Mo. 7.00AM
6666	1131	Lv RATON..... N. Mex. 1.17PM	693	1844	Lv HENRIETTA..... Mo. 7.50AM
7622	1139	Cross New Mexico-Colo- rado boundary through Raton Tunnel one-half mile long and highest point on the Santa Fe. 1.40PM	664	1868	Lv CARROLLTON..... Mo. 8.15AM
			857	1908	Lv MARCELINE..... Mo. 8.50AM
			913	1942	Lv LA PLATA..... Mo. 9.25AM
			521	2020	Lv SHOPTON..... Ia. 10.45AM
			523	2022	Lv FT. MADISON... Ia. 10.50AM
			755	2027	Lv GALESBURG..... III. 11.40AM
			515	2124	Lv CHILLICOTHE... III. 12.30PM
			625	2166	Lv STREATOR..... III. 1.10PM
			549	2216	Lv JOLIET..... III. 2.00PM
			593	2254	Ar CHICAGO (CST) III. 3.00PM

- f Flag stop. Rail-Auto Service available.
- Δ Stops to receive passengers for Williams and beyond.
- ▴ Stops to receive passengers for Chicago and beyond.
- ♣ Stops to receive passengers for Albuquerque and beyond.
- ⊠ Stops to receive for Las Vegas and beyond and discharge from Albuquerque and beyond.
- ★ Stops to receive for Raton and beyond and discharge from Las Vegas and beyond.
- ⚡ Stops to receive passengers for La Junta and beyond or discharge from Trinidad and beyond.
- ⚡ Stops to receive for Las Vegas and beyond and to discharge from beyond Albuquerque.

NEW ORLEANS-TEXAS-CALIFORNIA






Westbound—Train Nos. 66-75-23 • Through Pullman Cars

Altitude	Mls.	Read Down	Altitude	Mls.	Read Down
		Via Mo. Pac. Train 3 Lv New Orleans... 8.35am Ar Houston... 6.10pm New Orleans-Oakland Pullman joins Train 66.			
54	0	Lv HOUSTON (CST) 6.45PM	6470	847	Lv MOUNTAINAIR N.Mex. f2.21PM
90	39	Lv ROSENBERG... Tex. f7.37PM		885	... Cross Rio Grande... 3.20PM
128	56	Lv WALLIS... Tex. a7.55PM	4785	888	Ar BELEN... N.Mex. 3.25PM
203	68	Lv SEALY... Tex. a8.08PM			For Albuquerque take motorcoach; v. Belen 3.35pm; ar. Albuquerque 4.30 pm.
264	81	Lv BELLVILLE... Tex. a8.30PM	4785	888	Lv BELEN... N.Mex. 3.45PM
350	100	Lv BRENHAM... Tex. 8.50PM		907	... Cross Rio Puerco... 4.07PM
250	115	Lv SOMERVILLE... Tex. a9.08PM	7247	1004	Cross Continental Divide through Campbell's Pass 5.35PM
406	131	Lv CALDWELL... Tex. 9.29PM	6506	1032	Lv GALLUP... N.Mex. 6.18PM
494	148	Lv MILANO... Tex. 9.49PM		1045	... Cross Rio Puerco... 6.35PM
402	161	Lv CAMERON... Tex. a10.03PM	5080	1054	Cross N.Mex.-Ariz. boundary 6.40PM
60	178	Lv ROGERS... Tex. a10.19PM		1128	Lv HOLBROOK... Ariz. 7.37PM
736	191	Lv TEMPLE... Tex. 10.50PM	5080	1157	Cross Little Colorado River. 8.00PM
530	200	Lv BELTON... Tex. b11.02PM	4843	1160	Lv WINSLOW... Ariz. 8.15PM
831	217	Lv KILLEEN... Tex. 11.23PM		1187	... Cross Canyon Diablo... 8.48PM
1017	249	Lv { RADIO JCT. }... Tex. b11.58PM	6902	1219	Lv FLAGSTAFF... Ariz. 9.37PM
1482	267	Lv LOMETA... Tex. b12.21AM		7313	... Cross Arizona Divide... 9.48PM
1574	289	Lv GOLDTHWAITE... Tex. b12.46AM	6748	1253	Ar WILLIAMS... Ariz. 10.25PM
1342	324	Ar BROWNWOOD... Tex. 1.35AM	6868	1317	Train No. 14 leaves Williams 4.15 am., arrive Grand Canyon 7.00 am.
		{ Lv. Dallas... 8.15pm Lv. Ft. Worth... 9.20pm Ar. Brownwood... 1.25am Cars from Dallas switched to California train. }			Lv. Grand Canyon 8.00 pm, Ar. Williams 10.20 pm; where car joins No. 23
1342	324	Lv BROWNWOOD... Tex. 2.00AM	6748	1253	Lv WILLIAMS... Ariz. 10.25PM
1602	333	Lv BANGS... Tex. c2.14AM	5128	1276	Lv ASH FORK... Ariz. 11.20PM
1744	345	Lv SANTA ANNA... Tex. c2.27AM			Phoenix passengers take Train No. 47 at Ash Fork. Lv. Ash Fork 12.15 am., Ar. Wickenburg 4.45 am., Ar. Phoenix 6.15 am.
1710	354	Lv COLEMAN... Tex. 2.41AM	5242	1303	Lv SELIGMAN... Ariz. 12.07AM
1979	372	Lv NOVICE... Tex. 3.05AM	3335	1391	Lv KINGMAN (MST)... Ariz. 1.53AM
1907	385	Lv LAWN... Tex. 3.21AM		1441	... Cross Colorado River, Ariz.-Calif. boundary... 3.10AM
1972	391	Lv TUSCOLA... Tex. 3.29AM			Arriving Needles turn watches BACK one hour.
1926	396	Lv BUFFALO GAP... Tex. f3.35AM	476	1450	Ar NEEDLES (PST)... Cal. 2.20AM
1911	402	Lv VIEW... Tex. 3.45AM	815	1520	Lv CADIZ... Cal. 3.50AM
2145	438	Lv SWEETWATER... Tex. 4.45AM	2105	1620	Ar BARSTOW... Cal. 5.53AM
2316	477	Lv SNYDER... Tex. 5.32AM			{ Connecting Services Lv Barstow... 6.30 am Ar Bakersfield... 10.30 am Ar Fresno... 12.40 pm Ar Stockton... 2.50 pm Ar Oakland... 4.50 pm Ar San Francisco 5.15 pm }
2602	520	Lv POST... Tex. 6.18AM	2105	1620	Lv BARSTOW... Cal. 6.20AM
3163	544	Lv SLATON... Tex. 6.55AM		1654	... Cross Mojave River... 7.00AM
3195	559	Lv LUBBOCK ... Tex. 7.30AM	2718	1657	Ar VICTORVILLE... Cal. f7.05AM
3297	571	Lv SHALLOWATER... Tex. 7.55AM			Cajon Pass and San Gabriel Mountains.
3382	583	Lv ANTON... Tex. 8.14AM	1077	1700	Ar SAN BERNARDINO 8.30AM
3553	596	Lv LITTLEFIELD... Tex. 8.39AM	1077	1700	Lv SAN BERNARDINO 8.35AM
3647	604	Lv AMHERST... Tex. 8.53AM		1705	... Cross Santa Ana River... 8.45AM
3749	611	Lv SUDAN... Tex. 9.07AM	851	1710	Ar RIVERSIDE ... Cal. 8.55AM
3791	617	Lv MULESHOE... Tex. 9.32AM	601	1724	Lv CORONA (NORCO)... Cal. f9.15AM
4005	629	Lv LARIAT... Tex. f9.50AM		1729	... Cross Santa Ana River... 9.25AM
4138	639	Lv FARWELL-TEXICO... Tex. 10.10AM	161	1740	Ar FULLERTON... Cal. f9.43AM
	639	Cross Tex.-N.Mex. boundary 10.11AM		1760	... Cross San Gabriel River... 10.00AM
4225	648	Ar CLOVIS (CST) N.Mex. 10.30AM	318	1772	Ar LOS ANGELES Cal. 10.30AM
		At Clovis turn watches BACK one hour.			San Diego passengers transfer at Fullerton 9.43 am. to Train No. 80 Lv. Fullerton 10.28 am., arrive San Diego 12.30 pm.
		Dallas cars join Tr. 23, The Grand Canyon at Clovis. San Francisco cars from New Orleans and Houston switched to Tr. 1, San Francisco Chief (For schedule this train Clovis to San Francisco see page 6).			
4225	648	Lv CLOVIS (MST) N.Mex. 10.25AM			
4040	708	Lv FT. SUMNER... N.Mex. f11.30AM			
	710	... Cross Pecos River... 11.32AM			
5952	779	Lv VAUGHN... N.Mex. 12.55PM			

- a Stops to receive passengers for Brownwood and beyond.
- b Stops to receive for west of Brownwood and to discharge from Houston and beyond.
- c Stops to receive passengers for west of Coleman.
- f Flag stop.
- Indicates Rail-Auto Service.

CALIFORNIA-TEXAS-NEW ORLEANS

Eastbound—Train Nos. 24-76-65 • Through Pullman Cars

Altitude	Mls.	Read Down	Altitude	Mls.	Read Down
13		San Diego passengers leave at 11.45 am in train No. 73 and transfer at Fullerton to train No. 24.	4225	1125	Ar CLOVIS (MST) N.Mex. At Clovis turn watches AHEAD one hour.
318	0	Lv LOS ANGELES (PST)  1.40PM			Clovis-Ft. Worth-Dallas car and Oakland-New Orleans car on San Francisco Chief join train 76-65 at Clovis. (See page 7 for schedule of San Francisco Chief from Oakland to Clovis.)
	13	.. Cross San Gabriel River... 2.02PM	4225	1125	Lv CLOVIS (CST) N.Mex. 4.25PM
161	26	Lv FULLERTON..... Cal. 2.15PM	1134		Cross N.Mex.-Tex. boundary 4.39PM
	41	.. Cross Santa Ana River... 2.32PM	4138	1134	Lv FARWELL-TEXICO. Tex. 4.40PM
601	48	Lv CORONA (NORCO). Cal. 2.42PM	4005	1144	Lv LARIAT..... Tex. 4.52PM
851	62	Lv RIVERSIDE  Cal. 3.10PM	3791	1157	Lv MULESHOE..... Tex. 5.11PM
	68	.. Cross Santa Ana River... 3.15PM	3749	1162	Lv SUDAN..... Tex. 5.32PM
1077	72	Lv SAN BERNARDINO  3.38PM	3647	1169	Lv AMHERST..... Tex. 5.42PM
2718	118	Lv VICTORVILLE..... Cal. 5.05PM	3513	1177	Lv LITTLEFIELD..... Tex. 6.00PM
	120	.. Cross Mojate River... 5.10PM	3382	1190	Lv ANTON..... Tex. 6.14PM
2105	154	Ar BARSTOW..... Cal. 5.45PM	3297	1202	Lv SHALLOWATER... Tex. 6.33PM
		Connecting Service	3195	1214	Lv LUBBOCK  Tex. 7.15PM
		Lv San Francisco 7.45 am	3163	1229	Lv SLATON..... Tex. 7.40PM
		Lv Oakland..... 8.10 am	3020	1235	Lv SOUTHLAND..... Tex. 7.50PM
		Lv Stockton..... 10.07 am	2602	1253	Lv POST..... Tex. 8.07PM
		Lv Fresno..... 12.10 pm	2488	1286	Lv DERMOTT..... Tex. 8.41PM
		Lv Bakersfield... 2.15 pm	2316	1296	Lv SNYDER..... Tex. 8.55PM
		Ar Barstow.... 5.50 pm	2439	1307	Lv HERMLEIGH..... Tex. 9.10PM
2105	154	Lv BARSTOW..... Cal. 6.05PM	2145	1335	Lv SWEETWATER.... Tex. 9.50PM
815	252	Lv CADIZ..... Cal. 7.35PM	1911	1371	Lv VIEW..... Tex. 10.32PM
476	320	Lv NEEDLES (PST) Cal. 9.10PM	1972	1382	Lv TUSCOLA..... Tex. 10.46PM
		Leaving Needles turn watches AHEAD one hour.	1907	1388	Lv LAWN..... Tex. 10.55PM
	332	.. Cross Colorado River... 10.20PM	1979	1401	Lv NOVICE..... Tex. 11.10PM
3335	382	Lv KINGMAN (MST).. Ariz. 11.36PM	1710	1420	Lv COLEMAN..... Tex. 11.35PM
5242	470	Lv SELIGMAN..... Ariz. 1.33AM	1744	1428	Lv SANTA ANNA.... Tex. e1146PM
		Phoenix passengers leave on Train No. 42, 5.30 pm., Lv. Wickensburg 7.00pm., Ar. Ash Fork 11.30 pm.	1602	1440	Lv BANGS..... Tex. e1159PM
5128	495	Ar ASH FORK..... Ariz. 2.15AM	1342	1450	Ar BROWNWOOD.... Tex. 12.25AM
6748	521	Ar WILLIAMS..... Ariz. 3.20AM			{ Cars for Ft. Worth-Dallas from San Angelo switched to Train 78-111. Lv Brownwood.. 1.00 am Ar Ft. Worth... 5.45 am Ar Dallas... 7.45 am }
		Lv. Williams 4.15 am; Ar. Grand Canyon 7.00 am.			
6868		Lv. Grand Canyon 8.00 pm arrive Williams 10.20 pm			
6748	521	Lv WILLIAMS..... Ariz. 3.20AM	1342	1450	Lv BROWNWOOD.... Tex. 12.45AM
7313	548	.. Cross Arizona Divide... 4.08AM	1574	1485	Lv GOLDTHWAITE... Tex. g1.47AM
6902	555	Lv FLAGSTAFF..... Ariz. 4.20AM	1482	1515	Lv LOMETA..... Tex. g2.12AM
	586	.. Cross Canyon Diablo... 4.57AM	1017	1526	Lv { RADIO JCT. }... Tex. g2.33AM
4843	613	Lv WINSLOW..... Ariz. 5.40AM			{ LAMPASAS }
	616	.. Cross Little Colorado River... 5.45AM	831	1557	Lv KILLEEN..... Tex. f3.09AM
5080	645	Lv HOLBROOK..... Ariz. 6.11AM	530	1575	Lv BELTON..... Tex. g3.28AM
	719	.. Ariz.-N.Mex. boundary 7.17AM	736	1583	Lv TEMPLE..... Tex. 4.00AM
	728	.. Cross Rio Puerco... 7.22AM	60	1596	Lv ROGERS..... Tex. h4.18AM
6506	741	Lv GALLUP..... N.Mex. 7.38AM	402	1613	Lv CAMERON..... Tex. h4.37AM
7247	771	.. Cross Continental Divide 8.09AM	494	1627	Lv MILANO..... Tex. h4.51AM
6465	832	Lv GRANTS..... N.Mex. *8.42AM	406	1643	Lv CALDWELL..... Tex. 5.10AM
	866	.. Cross Rio Puerco... 9.38AM	250	1659	Lv SOMERVILLE.... Tex. h5.29AM
4785	885	Ar BELEN..... N.Mex. 10.00AM	350	1674	Lv BRENHAM..... Tex. 5.49AM
		For Albuquerque take motor coach at Belen. Ar. Albuquerque 11.5 am.	264	1692	Lv BELLVILLE.... Tex. h6.16AM
		Leave Albuquerque 9.00 am via motor coach to connect with train No. 24 at Belen	203	1705	Lv SEALY..... Tex. h6.41AM
4785	885	Lv BELEN..... N.Mex. 10.15AM	128	1717	Lv WALLIS..... Tex. h6.55AM
	888	.. Cross Rio Grande.... 10.18AM	90	1733	Lv ROSENBERG.... Tex. 7.15AM
6470	926	Lv MOUNTAINAIR N.Mex. f1105AM	54	1772	Ar HOUSTON (CST)  Tex. 8.15AM
6106	930	Lv WILLARD..... N.Mex. f1117AM			{ Oakland-New Orleans Pullman joins Mo. Pac. Train 4. Lv Houston... 9.05 am Ar New Orleans... 7.15 pm }
5952	994	Lv VAUGHN..... N.Mex. 12.10PM			
	1063	.. Cross Pecos River... 1.14PM			
4040	1065	Lv FT. SUMNER... N.Mex. 1.16PM			


e Stops to discharge passengers from west of Coleman.

f Flag stop.

g Stops to discharge from west of Brownwood and to receive for Houston and beyond.

h Stops to discharge passengers from Brownwood and beyond.

* Stops to receive passengers for Belen and beyond.

 Indicates Rail-Auto Service available.

TEXAS CHIEF

Train 15, Southbound, Chicago to Texas
Train 16, Northbound, Texas to Chicago
Daily Pullman and Chair Car Streamliner

Altitude	Mls.	Read Down	Altitude	Mls.	Read Down
593	0	Lv CHICAGO (CST) Ill.	17	0	Lv GALVESTON (CST) Tex.
	11	Cross Des Plaines River	6	6	Cross Galveston Causeway
	24	Cross Des Plaines River	54	50	Lv HOUSTON Tex.
549	38	Lv JOLIET Ill.	264	130	Lv BELLVILLE YARD Tex.
	52	Cross Kankakee River	736	241	Lv TEMPLE Tex.
625	90	Lv STREATOR Ill.	713	266	Lv MCGREGOR Tex.
	92	Cross Vermilion River	294	294	Cross Bosque River
	128	Cross Illinois River	320	320	Cross Brazos River
515	130	Lv CHILLICOTHE Ill.	758	341	Lv CLEBURNE Tex.
	163	Cross Spoon River	670	369	Ar FT. WORTH Tex.
755	177	Lv GALESBURG Ill.	Dallas passengers leave from Trailways Bus Terminal 12.45 pm.; from Santa Fe Station 12.48 pm. on motor coach; arrive Fort Worth Ry. station 1.45 pm.		
	231	Cross Mississippi River	670	369	Lv FT. WORTH Tex.
523	232	Lv FT. MADISON Ia.	738	434	Lv GAINESVILLE Tex.
521	234	Lv SHOPTON Ia.	441	441	Cross Red River
	251	Cross Des Moines River	848	456	Lv MARIETTA Okla.
	268	Cross Wyaconda River	876	474	Lv ARDMORE Okla.
	279	Cross N. Fabius River	488	488	Cross Washita River
913	312	Lv LA PLATA Mo.	514	514	Cross Washita River
	323	Cross Chariton River	926	519	Lv PAULS VALLEY Okla.
857	346	Lv MARCELINE Mo.	520	520	Cross Washita River
	369	Cross Grand River	541	541	Lv PURCELL Okla.
	424	Cross Missouri River	546	546	Cross S. Canadian River
781	450	Ar KANSAS CITY Mo.	1029	556	Lv NORMAN Okla.
781	450	Lv KANSAS CITY Mo.	573	573	Cross N. Canadian River
	553	Cross Neosho River	1262	574	Lv OKLAHOMA CITY Okla.
1138	562	Lv EMPORIA Kan.	940	605	Lv GUTHRIE Okla.
1445	635	Lv NEWTON Kan.	608	608	Cross Cimarron River
1312	663	Lv WICHITA Kan.	990	636	Lv PERRY Okla.
1120	701	Lv WINFIELD Kan.	1005	669	Lv PONCA CITY Okla.
1118	714	Lv ARKANSAS CITY Kan.	693	693	Cross Arkansas River
	715	Cross Arkansas River	1118	695	Lv ARKANSAS CITY Kan.
1005	739	Lv PONCA CITY Okla.	1120	707	Lv WINFIELD Kan.
990	772	Lv PERRY Okla.	1312	746	Lv WICHITA Kan.
	800	Cross Cimarron River	1445	773	Lv NEWTON Kan.
940	803	Lv GUTHRIE Okla.	1138	846	Lv EMPORIA Kan.
1262	834	Ar OKLAHOMA CITY Okla.	856	856	Cross Neosho River
	835	Cross N. Canadian River	781	958	Ar KANSAS CITY Mo.
1170	852	Lv NORMAN Okla.	781	958	Lv KANSAS CITY Mo.
	862	Cross S. Canadian River	984	984	Cross Missouri River
1029	868	Lv PURCELL Okla.	1039	1039	Cross Grand River
	887	Cross Washita River	857	1062	Lv MARCELINE Mo.
926	890	Lv PAULS VALLEY Okla.	1085	1085	Cross Chariton River
	895	Cross Washita River	913	1096	Lv LA PLATA Mo.
	921	Cross Washita River	1129	1129	Cross N. Fabius River
876	934	Lv ARDMORE Okla.	1140	1140	Cross Wyaconda River
848	952	Lv MARIETTA Okla.	1158	1158	Cross Des Moines River
	967	Cross Red River	521	1174	Lv SHOPTON Ia.
738	974	Lv GAINESVILLE Tex.	523	1176	Lv FT. MADISON Ia.
670	1039	Ar FT. WORTH Tex.	1177	1177	Cross Mississippi River
		Trainside motor coach for Dallas passengers leaves Santa Fe Station 1.05 pm.; Ar. Dallas Railway Station 2.00 pm. Ar. Dallas Trailways Bus Terminal 2.05 pm.	755	1231	Lv GALESBURG Ill.
670	1039	Lv FT. WORTH Tex.	1245	1245	Cross Spoon River
758	1068	Lv CLEBURNE Tex.	515	1278	Lv CHILLICOTHE Ill.
	1088	Cross Brazos River	1280	1280	Cross Illinois River
	1113	Cross Bosque River	1317	1317	Cross Vermilion River
713	1142	Lv MCGREGOR Tex.	625	1319	Lv STREATOR Ill.
736	1167	Lv TEMPLE Tex.	1356	1356	Cross Kankakee River
264	1279	Lv BELLVILLE YARD Tex.	549	1371	Lv JOLIET Ill.
54	1355	Ar HOUSTON Tex.	1384	1384	Cross Des Plaines River
	1402	Cross Galveston Causeway	1397	1397	Cross Des Plaines River
17	1408	Ar GALVESTON Tex.	593	1408	Ar CHICAGO (CST) Ill.

* Stops to receive for Tulsa or Wichita and beyond or discharge from Chicago. † Flag stop.
 ▲ Stops to discharge from Okla. City and beyond and receive for Ft. Worth and beyond.
 ■ Stops to discharge from Oklahoma City and beyond and receive for Houston and beyond.
 § Stops to discharge from Houston and beyond and receive for Oklahoma City and beyond.
 ‡ Stops to discharge from Wichita and beyond. ☞ Rail-Auto Service available.
 †† Stops to discharge from Ft. Worth and beyond and receive for Okla. City and beyond.

KANSAS CITY CHIEF

Daily Pullman and Chair Car Streamliner

Altitude	Mls.	Train No. 9 Westbound	Altitude	Mls.	Train No. 10 Eastbound
593	0	Lv CHICAGO (CST) Ill.	781	0	Lv KANSAS CITY Mo.
549	38	Lv JOLIET Ill.	664	64	Lv CARROLLTON Mo.
625	90	Lv STREATOR Ill.	857	104	Lv MARCELINE Mo.
702	110	Lv TOLUCA Ill.	913	138	Lv LA PLATA Mo.
515	130	Lv CHILLICOTHE Ill.	521	216	Lv SHOPTON Ia.
755	177	Lv GALESBURG Ill.	523	218	Lv FT. MADISON Ia.
523	222	Lv FT. MADISON Ia.	755	273	Lv GALESBURG Ill.
521	234	Lv SHOPTON Ia.	515	320	Lv CHILLICOTHE Ill.
913	312	Lv LA PLATA Mo.	625	360	Lv STREATOR Ill.
857	346	Lv MARCELINE Mo.	549	412	Lv JOLIET Ill.
664	386	Lv CARROLLTON Mo.	593	450	Ar CHICAGO (CST) Ill.
781	450	Ar KANSAS CITY Mo.			

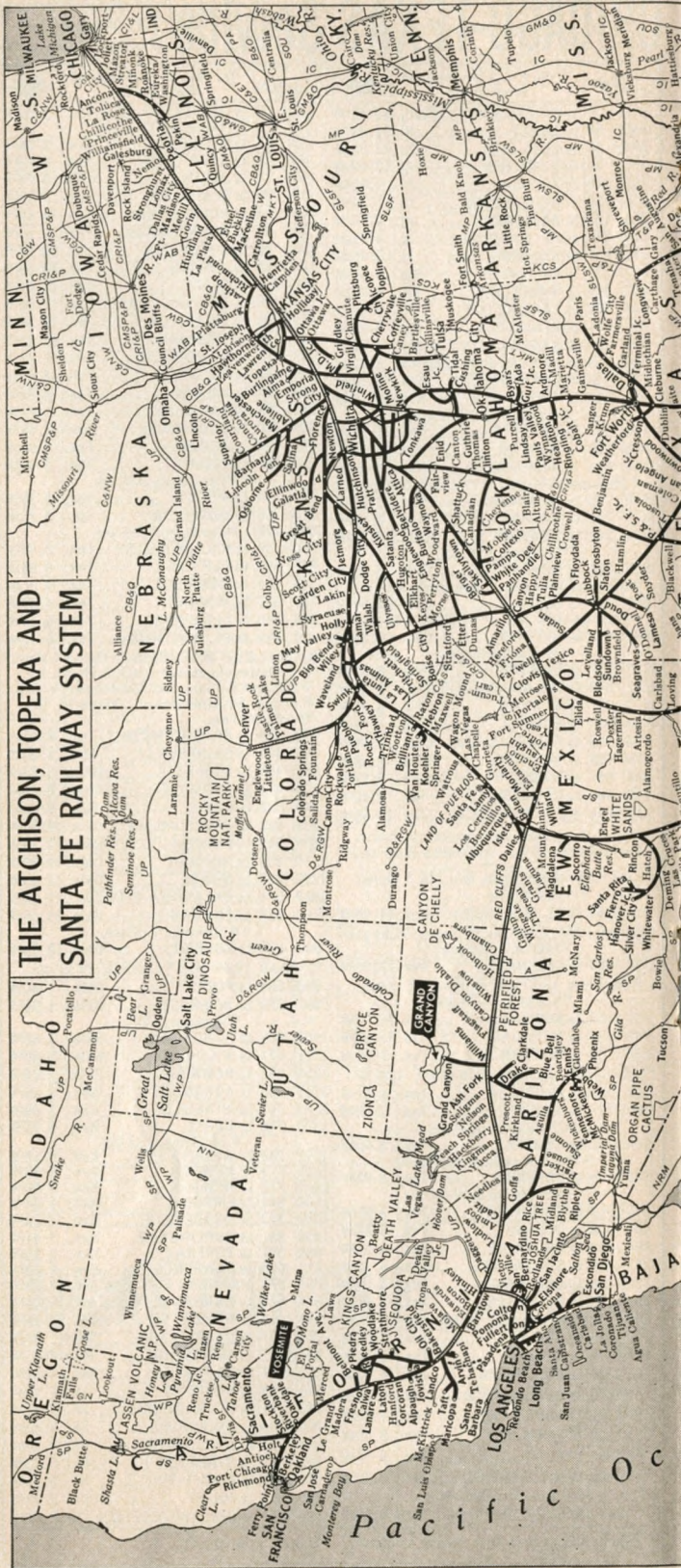
CHICAGO-TEXAS Service

Tr. 5, Southbound;
6, Northbound
Pullman, Chair Car

Altitude	Mls.	Train No. 5 Southbound Read Down	Altitude	Mls.	Tr. No. 6 Northbound Read Down
593	0	Lv CHICAGO (CST) Ill. 10.45PM	17	0	Lv GALVESTON Tex. 7.30PM
549	38	Lv JOLIET Ill. 11.40PM			Galveston Causeway
570	58	Lv COAL CITY Ill. 12.04AM	18	15	Lv HITCHCOCK Tex. 8.04PM
625	90	Lv STREATOR Ill. 12.40AM	25	19	Lv ALTA LOMA Tex. 8.10PM
702	110	Lv TOLUCA Ill. 1.05AM	48	29	Lv ALVIN Tex. 8.24PM
515	130	Lv CHILLICOTHE Ill. 1.30AM	53	39	Lv PEARLAND Tex. 8.38PM
755	177	Lv GALESBURG Ill. 2.30AM	54	53	Ar HOUSTON Tex. 9.10PM
523	232	Lv FT. MADISON Ia. 3.35AM	54	53	Lv HOUSTON Tex. 9.25PM
521	234	Lv SHOPTON Ia. 3.45AM	103	89	Lv ROSENBERG Tex. 10.27PM
913	312	Lv LA PLATA Mo. 5.00AM	135	106	Lv WALLIS Tex. 10.53PM
857	346	Lv MARCELINE Mo. 5.40AM	196	117	Lv SEALY Tex. 11.11PM
664	386	Lv CARROLLTON Mo. 6.20AM	264	130	Lv BELLVILLE YARD Tex. 11.30PM
693	411	Lv HENRIETTA Mo. 6.45AM	263	131	Lv BELLVILLE Tex. 11.36PM
781	450	Ar KANSAS CITY Mo. 7.45AM	330	149	Lv BRENHAM Tex. 11.59PM
781	450	Lv KANSAS CITY Mo. 8.45AM	247	165	Lv SOMERVILLE Tex. 12.22AM
813	490	Lv LAWRENCE Kan. 9.30AM	404	182	Lv CALDWELL Tex. 12.45AM
889	516	Lv TOPEKA Kan. 10.10AM	494	197	Lv MILANO Tex. 1.25AM
		*Osage City 10.50 am.	388	211	Lv CAMERON Tex. 1.47AM
1138	577	Lv EMPORIA Kan. 11.30AM	525	220	Lv BUCKHOLTS Tex. 1.58AM
1445	650	Lv NEWTON Kan. 12.55PM	545	228	Lv ROGERS Tex. 2.09AM
1312	678	Lv WICHITA Kan. 1.40PM	736	241	Lv TEMPLE Tex. 2.45AM
		*Mulvane, 2.00 pm. *Udall, 2.10 pm.			*Pendleton, 2.58 am.
1120	716	Lv WINFIELD Kan. 2.32PM	781	256	Lv MOODY Tex. 3.09AM
1118	729	Lv ARKANSAS CITY Kan. 3.05PM	710	266	Lv MCGREGOR Tex. 3.25AM
1154	742	Lv NEWKIRK Okla. 3.23PM	684	273	*Crawford, 3.36 am.
		*Kildare, 3.29 pm.	630	282	Lv VALLEY MILLS Tex. 3.49AM
1005	754	Lv PONCA CITY Okla. 3.49PM	667	293	Lv CLIFTON Tex. 4.06AM
		*Marland, 4.02 pm. *Red Rock, 4.10 pm.	795	304	Lv MERIDIAN Tex. 4.21AM
990/787	Lv PERRY Okla. 4.37PM	720	311	Lv MORGAN Tex. 4.33AM	
	*Orlando, 4.50 pm. *Mulhall, 4.57 pm.	758	340	Lv CLEBURNE Tex. 5.25AM	
940	818	Lv GUTHRIE Okla. 5.19PM	670	369	Ar FT. WORTH Tex. 6.15AM
		*Seward, 5.29 pm.			Tr. 111, lv. Ft. Worth 7.00am. Ar. Dallas 7.45am.
1199	831	Lv EDMOND Okla. 5.43PM			Lv. Dallas via motor coach 5.10am. Ar.
1262	849	Lv OKLAHOMA CITY Okla. 6.30PM			Ft. Worth 6.25am. Lv. San Angelo Tr. 78,
1170	867	Lv NORMAN Okla. 6.58PM			8.50 pm, Lv. Brownwood 1.00 am, Ar. Ft.
1029	883	Lv PURCELL Okla. 7.28PM			Worth 5.45 am.
926	905	Lv PAULS VALLEY Okla. 8.01PM	670	369	Lv FT. WORTH Tex. 6.45AM
876	949	Lv ARDMORE Okla. 8.58PM	738	434	Lv GAINESVILLE Tex. 8.00AM
848	967	Lv MARIETTA Okla. 9.17PM	848	456	Lv MARIETTA Okla. 8.25AM
738	989	Lv GAINESVILLE Tex. 9.46PM	876	474	Lv ARDMORE Okla. 8.47AM
670	1054	Ar FT. WORTH Tex. 10.55PM	844	502	Lv DAVIS Okla. 9.26AM
		Dallas passengers take motor coach, Lv.	926	519	Lv PAULS VALLEY Okla. 9.50AM
		Ft. Worth 11.10 pm. Ar. Dallas 12.25 am.	1029	541	Lv PURCELL Okla. 10.30AM
		Leave Dallas via Train No. 112 8.15 pm;	1170	556	Lv NORMAN Okla. 10.50AM
		Ar. Ft. Worth 9.00 pm.	1220	565	Lv MOORE Okla. 11.00AM
670/1054	Lv FT. WORTH Tex. 11.20PM	1262	574	Lv OKLAHOMA CITY Okla. 11.35AM	
	*Seminary Hill, 11.30 pm. *Crowley, 11.39 pm.	1199	587	Lv EDMOND Okla. 11.55AM	
	*Joshua, 11.49 pm.			*Seward, 12.07 pm.	
758/1083	Lv CLEBURNE Tex. 12.05AM	940	605	Lv GUTHRIE Okla. 12.25PM	
	*Rio Vista, 12.13 am. *Blum, 12.19 am.			*Mulhall, 12.40 pm. *Orlando, 12.50 pm.	
	*Kopperl, 12.28 am.	990	655	Lv PERRY Okla. 1.06PM	
720	1113	Lv MORGAN Tex. 12.38AM	891	670	Lv RED ROCK Okla. 1.20PM
795	1120	Lv MERIDIAN Tex. 12.50AM			*Marland, 1.28 pm.
667	1130	Lv CLIFTON Tex. 1.04AM	1005	669	Lv PONCA CITY Okla. 1.58PM
		*Valley Mills, 1.17 am. *Crawford, 1.28 am.	1111	677	Lv KILDARE Okla. 2.09PM
710	1157	Lv MCGREGOR Tex. 1.47AM	1154	682	Lv NEWKIRK Okla. 2.20PM
781	1167	Lv MOODY Tex. 1.58AM	1118	695	Lv ARKANSAS CITY Kan. 2.45PM
		*Pendleton, 2.07 am.	1120	707	Lv WINFIELD Kan. 3.05PM
736	1182	Lv TEMPLE Tex. 2.40AM	1275	715	Lv UDALL Kan. 3.23PM
		*Heidenhelmer, 2.50 am.			*Mulvane, 3.35 pm.
545	1196	Lv ROGERS Tex. 3.00AM	1312	746	Lv WICHITA Kan. 4.10PM
		*Buckholts, 3.10 am	1445	773	Ar NEWTON Kan. 5.00PM
388	1213	Lv CAMERON Tex. 3.27AM	1445	773	Lv NEWTON Kan. 5.20PM
494	1226	Lv MILANO Tex. 3.42AM	1138	846	Lv EMPORIA Kan. 6.45PM
404	1243	Lv CALDWELL Tex. 4.22AM	1080	873	Lv OSAGE CITY Kan. 7.30PM
247	1259	Lv SOMERVILLE Tex. 4.45AM	1450	881	Lv BURLINGAME Kan. 7.41PM
330	1274	Lv BRENHAM Tex. 5.13AM	889	907	Lv TOPEKA Kan. 8.30PM
263	1292	Lv BELLVILLE Tex. 5.41AM	813	933	Lv LAWRENCE Kan. 9.00PM
264	1294	Lv BELLVILLE YARD Tex. 5.48AM	781	973	Ar KANSAS CITY Mo. 10.05PM
196	1305	Lv SEALY Tex. 6.06AM	973	973	Lv KANSAS CITY Mo. 10.45PM
135	1318	Lv WALLIS Tex. 6.24AM	693	1013	Lv HENRIETTA Mo. 11.35PM
103	1334	Lv ROSENBERG Tex. 6.55AM	664	1037	Lv CARROLLTON Mo. 12.01AM
54	1370	Ar HOUSTON Tex. 8.00AM	857	1077	Lv MARCELINE Mo. 12.45AM
54	1370	Lv HOUSTON Tex. 8.25AM	913	1111	Lv LA PLATA Mo. 1.25AM
53	1384	Lv PEARLAND Tex. 8.50AM	521	1189	Lv SHOPTON Ia. 2.50AM
48	1394	Lv ALVIN Tex. 9.03AM	523	1191	Lv FT. MADISON Ia. 2.55AM
18	1409	Lv HITCHCOCK Tex. 9.23AM	755	1246	Lv GALESBURG Ill. 3.50AM
		Galveston Causeway	515	1293	Lv CHILLICOTHE Ill. 4.50AM
17	1423	Ar GALVESTON Tex. 9.50AM	625	1333	Lv STREATOR Ill. 5.35AM
			570	1366	Lv COAL CITY Ill. 6.11AM
			549	1385	Lv JOLIET Ill. 6.45AM
			593	1423	Ar CHICAGO (CST) Ill. 7.45AM

Indicates Rail-Auto Service available. *Stops on signal only.

THE ATCHISON, TOPEKA AND SANTA FE RAILWAY SYSTEM



Pacific Ocean

KANSAS CITY - CARLSBAD Service

Altitude	Mls.	Tr. No. 5-3 Westbound Read Down	↓	Altitude	Mls.	Train No. 4-6 Eastbound Read Down	↓
Train No. 5				Train No. 4			
593	0	Lv CHICAGO Ill.	10.45PM	3107	0	Lv CARLSBAD . . . N. Mex.	8.30PM
781	450	Ar KANSAS CITY Mo.	7.45AM				
Train No. 3							
781	450	Lv KANSAS CITY Mo.	9.30AM	3400	33	Lv ARTESIA . . . N. Mex.	9.15PM
				*Olathe 10.06 am.			
915	508	Lv OTTAWA Jc. . . . Kan.	10.45AM	3367	44	Lv LAKE ARTHUR N. Mex.	9.29PM
923	518	Lv POMONA Kan.	10.58AM	3424	53	Lv HAGERMAN . . . N. Mex.	9.42PM
941	523	Lv QUENEMO Kan.	11.05AM				
993	530	Lv MELVERN Kan.	11.16AM	3461	58	Lv DEXTER N. Mex.	9.54PM
1154	545	Lv LEBO Kan.	11.29AM				
1138	563	Lv EMPORIA Kan.	12.05PM				
1175	569	Lv STRONG CITY . . Kan.	12.25PM	3565	75	Lv ROSWELL N. Mex.	10.25PM
1260	594	Lv FLORENCE Kan.	12.53PM				
				*Poe, 10.34 pm			
				*Melena, 10.46 pm			
1445	636	Ar NEWTON Kan.	1.30PM				
1445	636	Lv NEWTON Kan.	1.40PM				
				*Acme, 10.55 pm			
				*Campbell 11.11 pm			
				*Elkins, 11.25 pm			
				*Boaz, 11.36 pm			
1312	664	Lv WICHITA Kan.	2.40PM	131	Lv KENNA N. Mex.	11.56PM	
1280	674	Lv DERBY Kan.	2.54PM	4350	141	Lv ELIDA N. Mex.	12.17AM
1222	679	Lv MULVANE Kan.	3.00PM				
1215	685	Lv BELLE PLAINE . . Kan.	3.08PM	4004	166	Lv PORTALES N. Mex.	1.00AM
1205	698	Lv WELLINGTON . . Kan.	3.35PM				
				*Cameo, 1.14 am			
				*Milan, 3.53 pm			
				*Argonia, 3.58 pm			
				*Danville, 4.05 pm			
1417	733	Lv HARPER Kan.	4.19PM	4225	184	Ar CLOVIS(MST) . N. Mex.	1.30AM
1443	745	Lv ATTICA Kan.	4.36PM				
				At Clovis turn watches			
				AHEAD one hour.			
1326	766	Lv KIOWA Kan.	5.02PM	4225	184	Lv CLOVIS N. Mex.	3.15AM
				*Capron, Okla., 5.13 pm			
1327	784	Lv ALVA Okla.	5.33PM	4129	193	Lv FARWELL-TEXICO Tex.	3.35AM
1489	794	Lv AVARD Okla.	5.49PM	4067	206	Lv BOVINA Tex.	3.55AM
1464	805	Lv WAYNOKA Okla.	6.10PM	4006	219	Lv FRIONA Tex.	4.16AM
				*Quinlan, 6.31 pm			
1883	831	Lv MOORLAND . . . Okla.	6.45PM	3994	226	Lv BLACK Tex.	\$4.26AM
1904	842	Lv WOODWARD . . . Okla.	7.05PM	3798	241	Lv HEREFORD . . . Tex.	5.00AM
2097	858	Lv FARGO Okla.	7.24PM				
2128	866	Lv GAGE Okla.	7.34PM				
2237	874	Lv SHATTUCK . . . Okla.	7.45PM				
2560	887	Lv HIGGINS Tex.	8.11PM				
				*Dawn, 5.20 am			
				*Umberger, 5.30 am			
2344	914	Lv CANADIAN . . . Tex.	8.40PM	3626	270	Lv CANYON Tex.	5.55AM
2736	936	Lv MIAMI Tex.	9.06PM	3662	288	Lv AMARILLO Tex.	7.00AM
3226	958	Lv PAMPA Tex.	9.40PM	3443	315	Lv PANHANDLE . . Tex.	7.30AM
				*White Deer, 9.55 pm			
3443	985	Lv PANHANDLE . . Tex.	10.08PM	3340	328	Lv WHITE DEER . . Tex.	7.45AM
3662	1012	Lv AMARILLO Tex.	11.00PM				
3626	1029	Lv CANYON Tex.	11.25PM	3226	342	Lv PAMPA Tex.	8.15AM
3798	1058	Lv HEREFORD . . Tex.	12.15AM				
3994	1073	Lv BLACK Tex.	12.37AM	2736	364	Lv MIAMI Tex.	8.44AM
4006	1080	Lv FRIONA Tex.	12.52AM	2344	386	Lv CANADIAN . . . Tex.	9.10AM
4067	1092	Lv BOVINA Tex.	1.15AM	2601	395	Lv GLAZIER Tex.	9.25AM
4129	1105	Lv FARWELL-TEXICO Tex.	1.40AM	2560	412	Lv HIGGINS Tex.	9.44AM
4225	1114	Ar CLOVIS(CST) . N. Mex.	2.00AM	2237	426	Lv SHATTUCK . . Okla.	10.10AM
				*Kings Mill, 7.54 am			
				At Clovis turn watches			
				BACK one hour.			
4225	1114	Lv CLOVIS (MST) . N. Mex.	2.30AM	2128	434	Lv GAGE Okla.	10.21AM
4004	1132	Lv PORTALES . . . N. Mex.	3.10AM	2097	442	Lv FARGO Okla.	10.32AM
				*Delphos, 3.29 am			
				*Kermit, 3.37 am			
4350	1157	Lv ELIDA N. Mex.	3.50AM	1904	458	Lv WOODWARD . . Okla.	11.00AM
				*Boaz, 4.26 am			
				*Elkins, 4.36 am			
				*Campbell, 4.51 am			
				*Acme, 5.03 am			
				*Melena, 5.10 am			
				*Poe, 5.20 am			
3565	1223	Lv ROSWELL N. Mex.	5.45AM	1883	468	Lv MOORELAND . Okla.	11.13AM
				*South Spring, 5.52 am			
				*Chisum, 5.59 am			
3461	1240	Lv DEXTER N. Mex.	6.06AM	1742	477	Lv QUINLAN . . . Okla.	11.25AM
				*Belva, 11.33 am			
				*Quinlan, 6.31 pm			
3424	1245	Lv HAGERMAN . . . N. Mex.	6.14AM	1464	494	Lv WAYNOKA . . . Okla.	12.01PM
3367	1254	Lv LAKE ARTHUR N. Mex.	6.24AM	1489	504	Lv AVARD Okla.	12.14PM
				*Espuela, 6.31 am			
3400	1265	Lv ARTESIA N. Mex.	6.41AM	1327	515	Lv ALVA Okla.	12.30PM
				*Capron, Okla., 12.42 pm			
				*Atoka, 6.49 am			
				*Dayton, 6.53 am			
				*Lakewood, 7.02 am			
				*Avalon, 7.17 am			
3107	1298	Ar CARLSBAD . . . N. Mex.	7.30AM	1326	533	Lv KIOWA Kan.	12.57PM
				*Hazelton, 1.07 pm			
				*Danville, 1.53 pm			
				*Argonia, 2.02 pm			
				*Milan, 2.10 pm			
				*Mayfield, 2.20 pm			
				*Strong City, 6.13 pm			
1138	735	Lv EMPORIA Kan.	6.45PM	1443	553	Lv ATTICA Kan.	1.26PM
1080	770	Lv OSAGE CITY . . Kan.	7.30PM	1439	558	Lv EULA Kan.	1.33PM
1450	777	Lv BURLINGAME . . Kan.	7.41PM	1417	565	Lv HARPER Kan.	1.43PM
891	803	Lv TOPEKA Kan.	8.30PM				
813	823	Lv LAWRENCE Kan.	9.00PM				
750	863	Ar KANSAS CITY Mo.	10.05PM				
750	863	Lv KANSAS CITY Mo.	10.45PM				
593	1313	Ar CHICAGO Ill.	7.45AM				

† Stops to receive passengers for Clovis and beyond or discharge from Amarillo and beyond.
 § Stops to receive passengers for Amarillo and beyond or discharge from Clovis and beyond.
 * Stops on signal only. Indicates Rail-Auto Service available.

KANSAS CITYAN - CHICAGOAN

Daily Pullman-Chair Car Streamliners Chicago-Kansas City-Oklahoma-Texas.

Altitude	Mls.	Train Nos. 11-111 Read Down	Altitude	Mls.	Train Nos. 112-12 Read Down
593	0	Lv CHICAGO (CST) Ill. 9.45AM	512	0	Lv DALLAS Tex. 8.15PM
	11	..Cross Des Plaines River.. 10.00AM	670	31	Ar FT. WORTH Tex. 9.00PM
	24	..Cross Des Plaines River.. 10.12AM	670	31	Lv FT. WORTH Tex. 10.20PM
549	38	Lv JOLIET..... Ill. 10.30AM			*Saginaw, 10.38 pm.
	52	..Cross Kankakee River.. 10.37AM			*Haslet, 10.48 pm.
625	90	Lv STREATOR..... Ill. 11.15AM			*Justin, 11.02 pm.
	92	..Cross Vermilion River.. 11.18AM			*Ponder, 11.10 pm.
	128	..Cross Illinois River... 11.47AM			*Krum, 11.18 pm.
515	130	Lv CHILLICOTHE..... Ill. 11.50AM			*Sanger, 11.29 pm.
	163	..Cross Spoon River... 12.18PM	738	96	Lv GAINESVILLE..... Tex. 12.05AM
755	177	Lv GALESBURG..... Ill. 12.35PM	103		..Cross Red River..... 12.15AM
	231	..Cross Mississippi River.. 1.22PM			*Thackerville, 12.25 am.
523	232	Lv FT. MADISON..... Ia. 1.25PM	848	118	Lv MARIETTA..... Okla. 12.40AM
521	234	Lv SHOPTON..... Ia. 1.35PM			*Overbrook, 12.52 am.
	251	..Cross Des Moines River.. 2.55PM	876	135	Lv ARDMORE..... Okla. 1.10AM
	268	..Cross Wyaconda River.. 2.10PM			*Gene Autry, 1.24 am.
	279	..Cross N. Fabius River.. 2.20PM	773	154	Lv DOUGHERTY..... Okla. 1.41AM
913	312	Lv LA PLATA..... Mo. 2.45PM	844	163	Lv DAVIS..... Okla. 1.54AM
	323	..Cross Chariton River... 2.55PM	975	173	Lv WYNNEWOOD... Okla. 2.09AM
857	346	Lv MARCELINE..... Mo. 3.20PM	926	180	Lv PAULS VALLEY... Okla. 2.27AM
	369	..Cross Grand River... 3.35PM			*Paoli, 2.37 am.
	424	..Cross Missouri River... 4.25PM			*Wayne, 2.55 am.
781	450	Ar KANSAS CITY Mo. 5.10PM	1029	202	Lv PURCELL..... Okla. 3.20AM
		Tulsa cars switched to Train 211, Lv. Kansas City 5.25 pm; Ar. Tulsa 10.25 pm; see page 20.	208		..Cross S. Canadian River.. 3.25AM
781	450	Lv KANSAS CITY Mo. 5.30PM	1175	212	Lv NOBLE..... Okla. 3.30AM
813	490	Lv LAWRENCE..... Kan. 6.10PM	1170	218	Lv NORMAN..... Okla. 3.50AM
889	516	Lv TOPEKA Kan. 6.40PM	1220	226	Lv MOORE..... Okla. 4.00AM
1138	577	Lv EMPORIA..... Kan. 7.45PM	425		..Cross N. Canadian River.. 4.28AM
1445	650	Lv NEWTON..... Kan. 9.00PM	1262	236	Ar OKLAHOMA CITY Dallas-Chicago cars switched to Train 12. 4.30AM
1312	678	Lv WICHITA Kan. 9.35PM	1262	236	Lv OKLAHOMA CITY 5.00AM
1120	716	Lv WINFIELD..... Kan. 10.15PM	1199	255	Lv EDMOND..... Okla. 5.15AM
1118	729	Lv ARKANSAS CITY.. Kan. 10.30PM	940	267	Lv GUTHRIE..... Okla. 5.33AM
	730	..Cross Arkansas River... 10.31PM	270		..Cross Cimarron River... 5.38AM
1154	742	Lv NEWKIRK..... Okla. 10.42PM	990	298	Lv PERRY..... Okla. 6.00AM
1005	754	Lv PONCA CITY..... Okla. 10.58PM	1005	331	Lv PONCA CITY..... Okla. 6.33AM
990	787	Lv PERRY..... Okla. 11.35PM	1154	344	Lv NEWKIRK..... Okla. 6.46AM
	815	..Cross Cimarron River... 11.59PM	355		..Cross Arkansas River... 7.03AM
940	818	Lv GUTHRIE..... Okla. 12.03AM	1118	356	Lv ARKANSAS CITY.. Kan. 7.05AM
1262	849	Ar OKLAHOMA CITY Chicago-Dallas cars switched to Train 111. 12.45AM	1120	369	Lv WINFIELD..... Kan. 7.17AM
1262	849	Lv OKLAHOMA CITY 1.10AM	1312	407	Lv WICHITA Kan. 8.00AM
	850	..Cross N. Canadian River.. 1.12AM	1445	435	Lv NEWTON..... Kan. 8.40AM
		*Moore, Okla., 1.24 am.	1138	508	Lv EMPORIA..... Kan. 9.45AM
1170	867	Lv NORMAN..... Okla. 1.38AM	889	569	Lv TOPEKA Kan. 10.50AM
		*Noble, 1.46 am.	813	595	Lv LAWRENCE..... Kan. 11.15AM
	877	..Cross S. Canadian River.. 1.51AM	781	635	Ar KANSAS CITY Mo. 12.05PM
1029	883	Lv PURCELL..... Okla. 2.05AM			Tulsa-Chgo. cars lv. Tulsa, Tr. 212, 7.05 am; Ar. Kan. City 11.50 am; see page 20.
		*Wayne, 2.19 am.	781	635	Lv KANSAS CITY Mo. 12.25PM
		*Paoli, 2.37 am.	661		..Cross Missouri River... 12.59PM
926	905	Lv PAULS VALLEY... Okla. 2.54AM	716		..Cross Grand River... 1.45PM
975	912	Lv WYNNEWOOD... Okla. 3.05AM	857	739	Lv MARCELINE..... Mo. 2.05PM
844	922	Lv DAVIS..... Okla. 3.20AM			..Cross Chariton River... 2.29PM
773	930	Lv DOUGHERTY..... Okla. 3.30AM	913	773	Lv LA PLATA..... Mo. 2.40PM
		*Gene Autry, 3.45 am.	806		..Cross N. Fabius River... 3.06PM
876	949	Lv ARDMORE..... Okla. 4.10AM	817		..Cross Wyaconda River.. 3.15PM
		*Overbrook, 4.18 am.	834		..Cross Des Moines River.. 3.35PM
848	967	Lv MARIETTA..... Okla. 4.27AM	521	851	Lv SHOPTON..... Ia. 4.00PM
		*Thackerville, 4.40 am.	523	853	Lv FT. MADISON... Ia. 4.05PM
	982	..Cross Red River... 4.45AM			..Cross Mississippi River.. 4.07PM
738	989	Lv GAINESVILLE... Tex. 5.00AM	755	908	Lv GALESBURG..... Ill. 4.50PM
		*Valley View, 5.12 am.			..Cross Spoon River... 5.05PM
		*Sanger, 5.22 am.	515	955	Lv CHILLICOTHE..... Ill. 5.35PM
		*Krum, 5.32 am.			..Cross Illinois River... 5.37PM
		*Ponder, 5.40 am.	993		..Cross Vermilion River.. 6.13PM
		*Justin, 5.46 am.	625	995	Lv STREATOR..... Ill. 6.15PM
		*Haslet, 5.57 am.	1033		..Cross Kankakee River.. 6.50PM
		*Saginaw, 6.12 am.	549	1047	Lv JOLIET..... Ill. 7.05PM
670	1054	Ar FT. WORTH Tex. 6.30AM			..Cross Des Plaines River.. 7.21PM
670	1054	Lv FT. WORTH Tex. 7.00AM			..Cross Des Plaines River.. 7.42PM
512	1085	Ar DALLAS Tex. 7.45AM	593	1085	Ar CHICAGO Ill. 8.00PM

*Stops on signal only. Rail-Auto Service available. † Stops to receive or discharge passengers for or from Wichita and beyond or Oklahoma City and beyond.

The TULSAN

Daily Chair Car, Parlor Observation Streamliner
Chicago - Kansas City - Tulsa

Altitude	Mls.	Train No. 211 Westbound Read Down	Altitude	Mls.	Train No. 212 Eastbound Read Down
		Through Tulsa cars leave Chicago Tr. 11, 9.45 am, Ar. Kansas City 5.10 pm and switched to The Tulsan.	750	0	Lv TULSA (CST) Okla. 7:05AM
			627	19	Lv COLLINSVILLE... Okla. 7:24AM
					†Stops at Collinsville only to receive passengers for Kansas City and beyond.
781	0	Lv KANSAS CITY (CST) Okla. 5:25PM	700	50	Lv BARTLESVILLE... Okla. 7:55AM
908	58	Lv OTTAWA... Kan. 6:30PM	51		... Cross Caney River... 7:56AM
	59	Cross Marais Des Cygnes R. 6:32PM	68		Oklahoma-Kansas State Line 8:15AM
1062	83	Ar GARNETT... Kan. 7:00PM	815	59	Lv CANEY... Kan. 8:16AM
968	109	Lv IOLA... Kan. 7:25PM	810	91	Lv INDEPENDENCE... Kan. 8:45AM
	123	... Cross Neosho River... 7:40PM			Lv. Independence via Train No. 13 at 9.25 am, Ar. Winfield (Main Street Station) 12.05 pm.
940	126	Ar CHANUTE... Kan. 7:45PM	92		... Cross Verdigris River... 8:46AM
940	126	Lv CHANUTE... Kan. 7:45PM	839	101	Ar CHERRYVALE... Kan. 8:58AM
839	164	Ar CHERRYVALE... Kan. 8:15PM			Lv. Coffeyville Train 114 8.20 am. Ar. Cherryvale 8.50 am.
		Lv. Cherryvale Train 113 8.20 pm Ar. Coffeyville 8.55 pm.	839	101	Lv CHERRYVALE... Kan. 8:58AM
			940	130	Ar CHANUTE... Kan. 9:33AM
			940	130	Lv CHANUTE... Kan. 9:35AM
				133	... Cross Neosho River... 9:39AM
800	165	Lv INDEPENDENCE... Kan. 8:33PM	968	146	Lv IOLA... Kan. 9:50AM
815	188	Lv CANEY... Kan. 8:57PM	1062	174	Lv GARNETT... Kan. 10:15AM
	189	Kansas-Oklahoma State Line 8:58PM	908	197	Cross Marais Des Cygnes R. 10:44AM
	205	... Cross Caney River... 9:18PM	781	256	Lv OTTAWA... Kan. 10:45AM
700	206	Ar BARTLESVILLE... Okla. 9:20PM			Ar KANSAS CITY (CST) Okla. 11:50AM
627	237	Ar COLLINSVILLE... Okla. 9:55PM			Through Tulsa-Chicago cars switched to Train 12, Lv. Kansas City 12.25 pm Ar. Chicago 8.00 pm.
		†Stops at Collinsville only to discharge passengers from Kansas City and beyond.			
750	256	Ar TULSA (CST) Okla. 10:25PM			

See page 19 for details of connecting service via Chicagoan-Kansas City streamliner.

OIL FLYER

Daily overnight Pullman — Chair Car Service
Chicago - Kansas City - Tulsa

Altitude	Mls.	Train No. 47 Westbound Read Down	Altitude	Mls.	Train No. 48 Eastbound Read Down
		Through Chicago-Tulsa Pullman Lv. Chicago 6.00 pm via Tr. 15 Ar. Kansas City 1.30 am, and switched to Oil Flyer (see page 14 for schedule Train 15, Texas Chief (Chicago-Kansas City).	750	0	Lv TULSA (CST) Okla. 2:45PM
			627	19	Lv COLLINSVILLE... Okla. 3:09PM
			660	32	Lv RAMONA... Okla. 3:24PM
			700	50	Lv BARTLESVILLE... Okla. 3:46PM
			750	54	Lv DEWEY... Okla. 3:57PM
				68	Oklahoma-Kansas State Line 4:15PM
781	0	Lv KANSAS CITY (CST) Okla. 2:00AM	815	69	Lv CANEY... Kan. 4:17PM
1026	26	Lv OLATHE... Kan. 2:40AM	800	91	Lv INDEPENDENCE... Kan. 4:49PM
965	40	Lv EDGERTON... Kan. 2:57AM	839	101	Lv CHERRYVALE... Kan. 4:59PM
1045	45	Lv WELLSVILLE... Kan. 3:04AM	1049	116	Lv THAYER... Kan. 5:16PM
908	58	Lv OTTAWA... Kan. 3:35AM	940	130	Lv CHANUTE... Kan. 5:40PM
1020	73	Lv RICHMOND... Kan. 3:58AM	983	139	Lv HUMBOLDT... Kan. 5:51PM
1062	82	Lv GARNETT... Kan. 4:18AM	968	146	Lv IOLA... Kan. 6:05PM
1080	91	Lv WELDA... Kan. 4:28AM	969	152	Lv CARLYLE... Kan. 6:11PM
1125	99	Lv COLONY... Kan. 4:40AM	1125	157	Lv COLONY... Kan. 6:19PM
968	117	Lv IOLA... Kan. 5:09AM	1080	165	Lv WELDA... Kan. 6:27PM
983	117	Lv HUMBOLDT... Kan. 5:20AM	1062	174	Lv GARNETT... Kan. 6:35PM
940	126	Ar CHANUTE... Kan. 5:45AM	1020	183	Lv RICHMOND... Kan. 6:47PM
940	126	Lv CHANUTE... Kan. 5:55AM	270	189	Lv PRINCETON... Kan. 6:56PM
964	134	Lv EARLTON... Kan. 6:06AM	908	198	Lv OTTAWA... Kan. 7:30PM
1049	141	Lv THAYER... Kan. 6:16AM	1045	211	Lv WELLSVILLE... Kan. 7:48PM
839	156	Lv CHERRYVALE... Kan. 6:42AM	965	217	Lv EDGERTON... Kan. 7:57PM
800	165	Ar INDEPENDENCE... Kan. 6:55AM	1065	222	Lv GARDNER... Kan. 8:07PM
800	165	Lv INDEPENDENCE... Kan. 7:05AM	1026	231	Lv OLATHE... Kan. 8:24PM
769	182	Lv HAVANA... Kan. 7:26AM	752	252	Ar KANSAS CITY... Kan. 8:58PM
815	188	Lv CANEY... Kan. 7:40AM	781	256	Ar KANSAS CITY (CST) Okla. 9:15PM
	189	Kansas-Oklahoma State Line 7:46AM			Through Tulsa-Chicago Pullman switched to Train 10, Lv. Kansas City 10.00 pm, Ar. Chicago 7.30 am (see page 14 for schedule Train 10, Kansas City Chief, Kansas City-Chicago).
759	190	Lv COPAN... Okla. 7:48AM			
750	197	Lv DEWEY... Okla. 8:01AM			
700	206	Lv BARTLESVILLE... Okla. 8:13AM			
743	218	Lv OCHELATA... Okla. 8:32AM			
660	224	Lv RAMONA... Okla. 8:41AM			
627	237	Lv COLLINSVILLE... Okla. 8:59AM			
603	245	Lv OWASSO... Okla. 9:09AM			
750	256	Ar TULSA (CST) Okla. 9:35AM			

☞ Indicates Rail-Auto Service available. f Flag stop to receive and discharge passengers.
January 2 to March 31, 1955

KANSAS CITY-DENVER Service

Through Pullman and Chair Car between Kansas City and Denver

Altitude	Mls.	Tr. 223-102 Westbound Read Down	Altitude	Mls.	Train 101-224 Eastbound Read Down
Train No. 11, The Kansas Cityan, Lv. Chicago 9.45 am., Ar. Kansas City 5.10 pm. makes connection for this service.					
781	0	Lv KANSAS CITY(CST) 8.45PM	5280	0	Lv DENVER(MST) 6.45PM
813	40	Lv LAWRENCE Kan. 9.40PM	6032	75	Lv COLORADO SPGS. 8.30PM
889	66	Lv TOPEKA Kan. 10.15PM	4690	119	Lv PUEBLO Colo. 9.25PM
1138	127	Lv EMPORIA Kan. 11.55PM	4045	183	Lv LA JUNTA Colo. 11.10PM
1445	200	Lv NEWTON Kan. 1.30AM	3887	212	Lv LAS ANIMAS Colo. 11.33PM
1530	233	Lv HUTCHINSON(CST) Kan. 2.28AM	3603	236	Lv LAMAR Colo. 12.05AM
At Dodge City turn watches BACK one hour.			3380	264	Lv HOLLY Colo. 12.33AM
2265	325	Lv OFFERLE Kan. 4.07AM	3220	286	Lv SYRACUSE Kan. 12.54AM
2486	353	Lv DODGE CITY (MST) Kan. 4.10AM	2990	314	Lv LAKIN Kan. 1.22AM
2615	372	Lv CIMARRON Kan. 4.35AM	2830	336	Lv GARDEN CITY(MST) Kan. 1.45AM
2830	403	Lv GARDEN CITY Kan. 5.12AM	2615	267	Lv CIMARRON Kan. 2.14AM
2990	425	Lv LAKIN Kan. 5.38AM	At Dodge City turn watches AHEAD one hour.		
3220	454	Lv SYRACUSE Kan. 6.13AM	2486	386	Lv DODGE CITY (CST) Kan. 3.45AM
3380	475	Lv HOLLY Colo. 6.41AM	1846	469	Lv GREAT BEND Kan. 6.00AM
3603	503	Lv LAMAR Colo. 7.14AM	1530	521	Lv HUTCHINSON Kan. 7.15AM
3887	536	Lv LAS ANIMAS Colo. 7.55AM	1445	553	Ar NEWTON Kan. 8.00AM
4045	555	Lv LA JUNTA Colo. 10.00AM	1445	553	Lv NEWTON Kan. 8.25AM
4690	619	Ar PUEBLO Colo. 11.25AM	1138	626	Ar EMPORIA Kan. 9.35AM
6032	663	Ar COLORADO SPGS. 12.35PM	889	680	Ar OTTAWA JCT Kan. 10.52AM
5280	738	Ar DENVER(MST) Colo. 2.20PM	714	738	Ar KANSAS CITY(CST) 11.59AM

Passengers change cars for Chicago. Lv. Kansas City 12.25 pm, on No. 12. Ar. Chicago 8.00 pm.

HOUSTON - SAN ANGELO Service

Chair Car service with change enroute

Train Nos. 66-75-77 Westbound

Train Nos. 78-76-65 Eastbound

Altitude	Mls.	Read Down	Altitude	Mls.	Read Down
54	0	Lv HOUSTON Tex. 6.45PM	1851	0	Lv SAN ANGELO Tex. 8.50PM
736	191	Lv TEMPLE Tex. 10.50PM	1660	37	Lv BALLINGER Tex. 9.53PM
1342	324	Ar BROWNWOOD Tex. 1.35AM	1342	114	Ar BROWNWOOD Tex. 12.05AM
1342	324	Lv BROWNWOOD Tex. 2.30AM	1342	114	Lv BROWNWOOD Tex. 12.45AM
1660	401	Ar BALLINGER Tex. 4.55AM	736	247	Ar TEMPLE Tex. 3.45AM
1851	438	Ar SAN ANGELO Tex. 6.10AM	54	438	Ar HOUSTON Tex. 8.15AM

DALLAS - FT. WORTH - SAN ANGELO Service

Through Pullman and Chair Car Service

Train Nos. 112-77 Southbound

Train Nos. 78-111 Northbound

Altitude	Mls.	Read Down	Altitude	Mls.	Read Down
512	0	Lv DALLAS Tex. 8.15PM	1851	0	Lv SAN ANGELO Tex. 8.50PM
670	31	Lv FORT WORTH Tex. 9.20PM	1660	37	Lv BALLINGER Tex. 9.53PM
725	71	Lv GRANBURY Tex. 10.28PM	1342	97	Lv BROWNWOOD Tex. 1.00AM
1285	107	Lv STEPHENVILLE Tex. 11.19PM	1360	128	Lv COMANCHE Tex. 2.03AM
1460	121	Lv DUBLIN Tex. 11.48PM	1460	149	Lv DUBLIN Tex. 2.48AM
1360	143	Lv COMANCHE Tex. 12.25AM	1285	163	Lv STEPHENVILLE Tex. 3.20AM
1342	173	Ar BROWNWOOD Tex. 1.25AM	725	199	Lv GRANBURY Tex. 4.28AM
1660	235	Ar BALLINGER Tex. 4.55AM	670	239	Ar FORT WORTH Tex. 5.45AM
1851	270	Ar SAN ANGELO Tex. 6.10AM	512	270	Ar DALLAS Tex. 7.45AM

DALLAS - FT. WORTH - CLOVIS Service

Through Pullman and Chair Car Service

Train Nos. 112-77-75 Westbound

Train Nos. 76-78-111 Eastbound

Altitude	Mls.	Read Down	Altitude	Mls.	Read Down
512	0	Lv DALLAS Tex. 8.15PM	4225	0	Lv CLOVIS N.Mex. 4.25PM
670	31	Lv FT. WORTH Tex. 9.20PM	4138	9	Lv TEXICO N.Mex. 4.40PM
1342	173	Ar BROWNWOOD Tex. 1.25AM	<i>N. Mexico-Texas Boundary</i>		
2145	287	Ar SWEETWATER Tex. 4.25AM	3555	52	Lv LITTLEFIELD Tex. 6.00PM
2316	326	Ar SNYDER Tex. 5.32AM	3195	89	Lv LUBBOCK Tex. 7.15PM
2602	369	Ar POST Tex. 6.18AM	3163	104	Lv SLATON Tex. 7.40PM
3163	394	Ar SLATON Tex. 6.50AM	2602	128	Lv POST Tex. 8.07PM
3195	409	Ar LUBBOCK Tex. 7.15AM	2316	171	Lv SNYDER Tex. 8.55PM
3555	446	Ar LITTLEFIELD Tex. 8.39AM	2145	210	Lv SWEETWATER Tex. 9.50PM
<i>Texas-N. Mexico Boundary</i>			1342	324	Lv BROWNWOOD Tex. 1.00AM
4138	489	Ar TEXICO N.Mex. 10.10AM	670	467	Ar FT. WORTH Tex. 5.45AM
4225	498	Ar CLOVIS N.Mex. 10.30AM	512	498	Ar DALLAS Tex. 7.45AM

LOS ANGELES-SAN DIEGO Service

Streamliner Nos. 72, 74, 76 and 78 carry Chair Cars and Club-Lounge (snack service). Reserved Seats available at moderate charge. Nos. 70, 80 and 82 carry Chair Cars only. No seats reserved on these trains.

Alt.	Miles	Read Down	Tr. 72	Tr. 80	Tr. 74	Tr. 76	Tr. 82	Tr. 78	Tr. 70
			AM	AM	PM	PM	PM	PM	PM
318	0	Lv LOS ANGELES (PST) Cal.	8.10	10.00	12.30	3.30	5.00	8.00	11.15
161	26	Lv FULLERTON..... Cal.	8.40	10.28	1.00	4.00	5.28	8.30	11.50
135	36	Lv SANTA ANA Cal.	8.55	10.40	1.15	4.15	5.40	8.45	12.20
60	87	Lv OCEANSIDE..... Cal.	9.45	11.28	2.05	5.05	6.28	9.35	1.50
123	104	Lv DEL MAR..... Cal.	10.03	11.48	2.23	5.23	6.48	9.53	2.35
13	128	Ar SAN DIEGO (PST) Cal.	10.40	12.30	3.00	6.00	7.30	10.30	3.45
			AM	PM	PM	PM	PM	PM	AM

LOS ANGELES-SAN FRANCISCO

Golden Gate streamliners carry Chair Cars, Lounge and Lunch-Counter Diner, Fred Harvey Service. Reserved seats available at moderate extra charge. Train 1 carries Pullmans, Chair Cars, Big Dome Lounge and Dining Car.

Altitude	Miles	Read Down	Motor Coach		Motor Coach		Motor Coach	
318	0	Lv LOS ANGELES Cal. (Corner 6th and Main St.). Passengers use motor coaches to trainside at Bakersfield.		7.30AM	12.30PM		4.00PM	
430	9	Lv GLENDALE Cal.		7.45AM	12.45PM			
620	13	Lv BURBANK..... Cal.		8.00AM	1.00PM			
375		Lv HOLLYWOOD Cal.		7.40AM	12.45PM		4.30PM	
605		Lv N. HOLLYWOOD..... Cal.		8.05AM	1.02PM		4.43PM	
1065	24	Lv SAN FERNANDO..... Cal.		8.27AM	1.25PM		5.08PM	
404	112	Ar BAKERSFIELD Cal.		10.50AM	3.50PM		7.37PM	
			Train 1 San Francisco Chief	Train 61 Golden Gate	Train 63 Golden Gate	Train 7		
404	112	Lv BAKERSFIELD Cal.	6.45AM	11.00AM	4.00PM	7.45PM		
248	192	Lv HANFORD..... Cal. Cross Kings River.....	8.05AM	12.15PM	5.10PM	9.41PM		
296	222	Lv FRESNO Cal. Cross San Joaquin River.....	8.45AM	12.45PM	5.40PM	10.35PM		
	 Cross Fresno River.....	8.59AM	12.59PM	5.53PM	10.50PM		
	 Cross Chowchilla River.....	9.11AM	1.12PM	6.04PM	11.05PM		
172	280	Lv MERCED Cal. Cross Merced River.....	9.20AM	1.20PM	6.15PM	11.19PM		
	 Cross Tuolumne River.....	9.40AM	1.40PM	6.35PM	11.50PM		
	 Cross Stanislaus River.....	9.53AM	1.52PM	6.48PM	12.08AM		
23	346	Lv STOCKTON Cal. Cross San Joaquin River.....	10.08AM	2.12PM	7.01PM	12.34AM		
	 Cross Old River.....	10.22AM	2.25PM	7.14PM	1.02AM		
21	380	Lv PITTSBURG..... Cal.	10.50AM	2.50PM	7.37PM	1.55AM		
10	406	Lv PINOLE..... Cal.	10.53AM	2.53PM	7.38PM	1.58AM		
43	414	Lv RICHMOND..... Cal.	11.08AM	3.06PM	7.52PM	2.13AM		
40	422	Lv BERKELEY Cal.		3.30PM	8.20PM	2.50AM		
36	425	Ar OAKLAND Cal. Passengers for San Francisco take buses at trainside in Oakland.		4.05PM	8.55PM	3.30AM		
	 Cross San Francisco Bay.....	12.30PM	4.20PM	9.10PM	3.50AM		
8	432	Ar SAN FRANCISCO Cal.	12.50PM	4.40PM	9.30PM	4.15AM		
			1.05PM	4.50PM	9.40PM	4.30AM		
			1.15PM	4.58PM	9.46PM	4.41AM		
			1.30PM	5.15PM	10.05PM	5.00AM		

DENVER-CALIFORNIA Service

Through Pullman between Denver and Los Angeles. Chair Car, Lounge and Dining Car Service (with change enroute).

Altitude	Mls.	Tr. 101-224-19 Westbound		Altitude	Mls.	Tr. 20-13-130 Eastbound	
		Read Down	↓			Read Down	↓
5280	0	Lv DENVER (MST) Colo.	6.45PM			San Diego passengers leave on Train 73, 11.45 am; Ar. Los Angeles 2.15 pm.	
6032	75	Lv COLORADO SPGS	8.30PM			318	0
4690	119	Lv PUEBLO Colo.	9.25PM	830	0	Lv LOS ANGELES (PST)	4.00PM
4045	183	Ar LA JUNTA..... Colo.	10.45PM	1077	9	Lv PASADENA Cal.	4.28PM
4045	183	Lv LA JUNTA..... Colo.	11.50PM		60	Lv SAN BERNARDINO	5.37PM
4934	530	Ar ALBUQUERQUE N.M.	7.00AM			San Francisco passengers leave on Tr. 60-24, 7.45 am, Oakland 8.10 am, Ar. Barstow 5.50 pm.	
4934	530	Lv ALBUQUERQUE... N.M.	7.10AM			2105	142
2105	1265	Ar BARSTOW (PST)... Cal.	6.40PM			Lv BARSTOW (PST)... Cal.	7.33PM
1077	1359	Ar SAN BERNARDINO	8.40PM			5128	482
830	1409	Ar PASADENA Cal.	9.55PM			Lv ASH FORK (MST). Ariz.	2.35AM
318	1418	Ar LOS ANGELES (PST)	10.30PM			4934	889
		San Diego passengers leave Los Angeles on Train 70 at 11.15 pm., arrive San Diego 3.45 a.m.				Lv ALBUQUERQUE N.M.	9.25AM
						4045	1235
						Ar LA JUNTA..... Colo.	4.15PM
						4045	1235
						Lv LA JUNTA..... Colo.	5.00PM
						4690	1299
						Ar PUEBLO Colo.	6.10PM
						6032	1343
						Ar COLORADO SPGS	7.27PM
						5280	1418
						Ar DENVER (MST) Colo.	9.15PM

Indicates Rail-Auto Service available.

f Flag stop to receive or discharge passengers

SAN DIEGO-LOS ANGELES Service

Streamliners Nos. 71, 73, 77, 79 carry Chair Cars and Club-Lounge (Snack Service). Reserved Seats available at moderate charge. Nos. 75, 81 and 83 carry only Chair Cars. No seats reserved on these trains.

Alt.	Miles	Read Down	Tr. 81	Tr. 71	Tr. 73	Tr. 75	Tr. 83	Tr. 77	Tr. 79
			AM	AM	AM	PM	PM	PM	PM
13	0	Lv SAN DIEGO (PST) Cal.	7.00	9.00	11.45	1.00	2.00	4.00	8.00
123	24	Lv DEL MAR..... Cal.	7.28	9.28	12.13	1.35	2.28	4.28	8.28
60	41	Lv OCEANSIDE..... Cal.	7.45	9.45	12.30	2.20	2.45	4.45	8.45
135	92	Lv SANTA ANA Cal.	8.30	10.34	1.23	3.55	3.30	5.38	9.38
161	102	Ar FULLERTON..... Cal.	8.47	10.41	1.35	4.20	3.48	5.50	9.50
318	128	Ar LOS ANGELES (PST) Cal.	9.30 AM	11.30 AM	2.15 PM	5.30 PM	4.30 PM	6.35 PM	10.30 PM

SAN FRANCISCO-LOS ANGELES

Golden Gate Streamliners carry Chair Cars, Lounge, and Lunch-Counter Diner — Fred Harvey Service. Reserved seats available at moderate extra charge. Train 2 carries Pullmans, Chair Cars, Big Dome Lounge and Dining Car.

Altitude	Miles	Read Down	Train 60	Train 2	Train 62	Train 6
			Golden Gate	San Francisco Chief	Golden Gate	
8	0	Lv SAN FRANCISCO (PST) Cal. Passengers take motor coach direct to trainside in Oakland. Cross San Francisco Bay.....	7.45AM	11.00AM	5.35PM	10.00PM
			7.55AM	11.10AM	5.45PM	10.10PM
36	7	Lv OAKLAND Cal.	8.10AM	11.25AM	6.00PM	10.40PM
40	10	Lv BERKELEY Cal.	8.20AM	11.35AM	6.10PM	10.53PM
43	18	Lv RICHMOND..... Cal.	8.41AM	11.56AM	6.31PM	11.15PM
10	26	Lv PINOLE..... Cal.	8.53AM	6.42PM	11.29PM
21	52	Lv PITTSBURG..... Cal. Cross Old River..... Cross San Joaquin River.....	9.27AM	12.43PM	7.17PM	12.15AM
			9.47AM	1.04PM	7.35PM	12.48AM
			10.05AM	1.20PM	7.55PM	1.14AM
23	86	Lv STOCKTON Cal. Cross Stanislaus River..... Cross Tuolumne River..... Cross Merced River.....	10.07AM	1.25PM	8.00PM	1.16AM
			10.30AM	1.44PM	8.20PM	1.48AM
			10.42AM	1.56PM	8.34PM	2.14AM
			10.56AM	2.14PM	8.50PM	2.52AM
172	151	Lv MERCED Cal. Cross Chowchilla River..... Cross Fresno River..... Cross San Joaquin River.....	11.10AM	2.28PM	9.01PM	3.12AM
			11.28AM	2.48PM	9.18PM	3.38AM
			11.40AM	2.57PM	9.28PM	3.47AM
			11.46AM	3.10PM	9.40PM	4.05AM
296	209	Lv FRESNO Cal. Cross Kings River.....	12.10PM	3.30PM	10.00PM	4.40AM
			12.30PM	3.50PM	10.25PM	5.06AM
248	240	Lv HANFORD..... Cal.	12.45PM	10.36PM	5.25AM
404	320	Ar BAKERSFIELD Cal. Passengers for Los Angeles take buses at trainside in Bakersfield.	2.05PM	5.25PM	11.59PM	7.00AM
			Motor Coach	Motor Coach	Motor Coach	Motor Coach
404	320	Lv BAKERSFIELD Cal.	2.10PM	12.10AM	7.10AM
1065	408	Ar SAN FERNANDO..... Cal.	4.39PM	2.29AM	9.59AM
605	Ar N. HOLLYWOOD..... Cal.	4.55PM	2.45AM	10.16AM
375	Ar HOLLYWOOD Cal.	5.08PM	2.58AM	10.29AM
620	419	Ar BURBANK..... Cal.	5.01PM	2.45AM
430	423	Ar GLENDALE Cal.	5.13PM	2.57AM
318	432	Ar LOS ANGELES (PST) Cal. (Corner 6th and Main St.)	5.35PM	3.20AM	11.00AM

Carries Chair Cars only

ALBUQUERQUE-EL PASO Service

Through Chair Car. Reserved Coach Seats available at nominal charge.

Altitude	Mls.	Train No. 13 Southbound Read Down	↓	Altitude	Mls.	Train No. 14 Northbound Read Down	↓
4785	30	Lv BELEN..... N.Mex.	6.10PM	3860	43	Lv LAS CRUCES... N.Mex.	8.12AM
4570	75	Lv SOCORRO..... N.Mex.	7.05PM	4050	76	Lv RINCON..... N.Mex.	9.00AM
4747	141	Lv ENGEL..... N.Mex.	8.22PM	4747	112	Lv ENGEL..... N.Mex.	9.46AM
4042	177	Lv RINCON..... N.Mex.	9.10PM	4570	178	Lv SOCORRO..... N.Mex.	11.15AM
3860	210	Lv LAS CRUCES... N.Mex.	10.05PM	4785	223	Ar BELEN..... N.Mex.	12.15PM
3709	253	Ar EL PASO (MST) Tex.	11.10PM	4934	253	Ar ALBUQUERQUE N.M.	1.00PM

CLOVIS-CARLSBAD Service

Altitude	Mls.	Train 3 Westbound Read Down	↓	Altitude	Mls.	Train 4 Eastbound Read Down	↓
4004	18	Lv PORTALES..... N.Mex.	3.10AM	3400	33	Lv ARTESIA..... N.Mex.	9.15PM
4350	43	Lv ELIDA..... N.Mex.	3.50AM	3376	44	Lv LAKE ARTHUR.. N.Mex.	9.29PM
3565	109	Lv ROSWELL..... N.Mex.	5.45AM	3424	53	Lv HAGERMAN..... N.Mex.	9.42PM
3461	125	Lv DEXTER..... N.Mex.	6.06AM	3461	59	Lv DEXTER..... N.Mex.	9.54PM
3424	131	Lv HAGERMAN... N.Mex.	6.14AM	3565	75	Lv ROSWELL..... N.Mex.	10.25PM
3376	140	Lv LAKE ARTHUR.. N.Mex.	6.24AM	4350	141	Lv ELIDA..... N.Mex.	12.17AM
3400	151	Lv ARTESIA..... N.Mex.	6.41AM	4004	165	Lv PORTALES... N.Mex.	1.00AM
3107	184	Ar CARLSBAD N.Mex.	7.30AM	4225	184	Ar CLOVIS..... N.Mex.	1.30AM

☐ Stops to discharge from Oceanside and beyond. f Flag stop. Rail-Auto Service.

Equipment

Super CHIEF—Trains 17 and 18—Extra fare

Between Chicago and Los Angeles—Lounge car; 10 Roomette, 6 double bedroom Pullman; Two 2 drawing room, 4 compartment, 4 double bedroom Pullmans; Turquoise room—Pleasure dome lounge car; Dining car, 4 drawing room, 1 double bedroom observation-lounge car Pullman.

Between Kansas City and Los Angeles—10 Roomette, 6 double bedroom, Pullman. Ready for occupancy (westbound) 9.30 p.m. and may be occupied (eastbound) until 8:00 a.m.

Between New York and Los Angeles—Two 2 drawing room, 4 compartment, 4 double bedroom Pullmans, (one car via N.Y.C.R.R. 20th Century, the other via Pa.R.R. Broadway Limited. 10 roomette, 6 double bedroom Pullman (via N.Y.C.R.R. 20th Century).

Between Washington and Los Angeles—10 roomette, 6 double bedroom Pullman (via B. & O.R.R. Shenandoah, westbound; via B. & O.R.R. Capitol Limited, eastbound).

Radio and recorded musical programs in every room. Indian Guide on east-bound Super Chief between Gallup and Raton, N.M.

The CHIEF—Trains 19 and 20—All chair car seats reserved between: Chicago-Los Angeles, and ALL intermediate points.

Between Chicago and Los Angeles—Baggage lounge car; 17 roomette Pullman; Club lounge car; Dining car; Lunch-counter diner; 2 drawing room, 4 compartment, 4 double bedroom Pullman, 10 roomette, 6 double bedroom Pullman. Chair cars.

Between Denver and Los Angeles—6 section, 6 roomette, 4 double bedroom Pullman.

Phoenix and Chicago—(eastbound only) 2 drawing room, 4 double bedroom, 4 compartment Pullman.

EL CAPITAN—Trains 21 and 22

(All Seats Reserved)

Between Chicago and Los Angeles—Seven Chair cars (44 and 48 seats to car); Two Lunch-counter diners. Big Dome lounge car, Chair observation car (42 seats).

Courier-Nurse Service. Radio and recorded musical programs. Indian Guide on westbound El Capitan between Raton and Gallup, N.M.

SAN FRANCISCO CHIEF—Trains 1 and 2

All chair car seats reserved between: Chicago and Oakland, San Francisco and ALL intermediate points.

Between Chicago and Oakland, San Francisco—Big Dome lounge car, Dining car, 2 drawing room, 4 compartment, 4 double bedroom Pullman, 24 duplex roomette Pullman, 4 drawing room, 1 double bedroom Pullman lounge car. (Operates every fifth day from Chicago and Oakland.) chair cars.

Between Chicago and Phoenix (westbound only)—2 drawing room, 4 double bedroom, 4 compartment Pullman. May be occupied at Phoenix until 8:00 a.m.

Between Kansas City and Oakland, San Francisco—10 roomette, 6 double bedroom Pullman. Ready for occupancy (westbound) 9:30 p.m. and may be occupied (eastbound) until 7:30 a.m.

Courier-Nurse service. Radio and recorded musical programs.

The GRAND CANYON (NORTHERN SECTION) Trains 123 and 124

Between Chicago and Los Angeles—Lounge car; 10 roomette, 3 double bedroom, 2 compartment Pullman; 14 section Pullman; dining car. Chair cars.

Between Chicago and Los Angeles via Grand Canyon—8 section, 2 double bedroom, 2 compartment Pullman.

Grand Canyon chair car passengers change cars at Williams. Chair car ready for early occupancy at Williams.

The GRAND CANYON

(SOUTHERN SECTION) Trains 123-23 and 24-124

Between Chicago and Kansas City—Lounge car; Dining car; chair cars

Between Chicago and Los Angeles—6 section, 6 roomette, 4 double bedroom Pullman.

Kansas City and Los Angeles—Chair car.

Wellington and Los Angeles—Lounge car; Dining car.

Clovis and Los Angeles (from Dallas)—6 section, 6 roomette, 4 double bedroom Pullman, chair car.

Grand Canyon and Los Angeles—8 section, 2 double bedroom, 2 compartment Pullman.

Grand Canyon chair car passengers change cars at Williams. Chair car ready for early occupancy at Williams.

Equipment continued on page 25

Equipment

TEXAS CHIEF—Train 15 and 16

Between Chicago and Galveston—Club Lounge car; 2 drawing room, 4 compartment, 4 double bedroom Pullman; 10 roomette, 6 double bedroom Pullman. Dining car. Chair cars, reclining seats.

Chicago and Ft. Worth—24 duplex roomette Pullman.

Between Chicago and Oklahoma City—10 roomette, 6 double bedroom Pullman.

Between Chicago and Wichita—10 roomette, 3 double bedroom, 2 compartment Pullman. (May be occupied at Wichita until 8:00 a.m.)

Chicago to Tulsa (Southbound only)—10 roomette, 3 double bedroom, 2 compartment Pullman. (On No. 47 from Kansas City.)

Courier-Nurse service. Radio and recorded musical programs.

KANSAS CITY CHIEF—Train 9 and 10

Between Chicago and Kansas City—Dining car, Lounge car; 10 roomette, 6 double bedroom Pullman; 6 roomette, 6 section, 4 double bedroom Pullman; 24 Duplex roomette Pullman; 10 roomette, 5 double bedroom Pullman. Chair cars.

The KANSAS CITYAN—CHICAGOAN

Train 11-111 and 112-12

Between Chicago and Dallas—Chair car.

Between Chicago and Okla. City—Big Dome lounge car; dining car; chair cars.

Kansas City and Dallas—8 section, 2 compartment, 2 double bedroom Pullman.

Between Oklahoma City and Dallas—10 section, 1 drawing room, 2 compartment Pullman.

The TULSAN—Train 211 and 212

Between Chicago and Tulsa—Chair cars; parlor observation car.

Between Chicago and Kansas City—Dining car.

Between Kansas City and Tulsa—Cafe lounge car.

The OIL FLYER—Train 47 and 48

Between Chicago and Tulsa—10 roomette, 3 double bedroom, 2 compartment Pullman. (On No. 15 Chicago-Kansas City; on No. 10 Kansas City-Chicago),

Between Chicago and Kansas City—Dining Car, Chair Car.

Between Kansas City and Tulsa—Cafe-observation car; chair car.

Chicago-Texas Service—Train 5 and 6

Chicago and Galveston—6 section, 6 roomette, 4 double bedroom Pullman, chair car.

Between Chicago and Kansas City—8 section, 1 drawing room, 2 compartment Pullman.

Between Chicago and Ft. Worth—Snack chair car.

CALIFORNIA SPECIAL—Train 66-75 and 76-65

New Orleans-Texas-California Service

(Connecting with The Grand Canyon, Train 23 and 24, and San Francisco Chief, Train 1 and 2). Between Dallas and Los Angeles—6 section, 6 roomette, 4 double bedroom Pullman, chair car.

Between Houston and Clovis—6 section, 1 drawing room, 4 double bedroom Pullman, chair car.

Between New Orleans and Oakland, San Francisco—8 section, 2 compartment, 2 double bedroom Pullman. Dining Car service between Houston and Clovis—Clovis and California. Lounge Car service between Houston and Clovis. Big Dome lounge car between Clovis and Oakland. Courier-Nurse service between Clovis and Oakland (On San Francisco Chief.)

Chair car service between Houston and Oakland.

Trains 5-3 and 4-6

For equipment between Chicago and Kansas City, see consist Train 5 and 6, this page.

Between Chicago and Carlsbad—8 section, 1 drawing room, 2 compartment Pullman.

Kansas City and Carlsbad—chair cars.

Newton and Amarillo—Snack chair car.

Trains 223-102 and 101-224

Between Kansas City and Denver—6 section, 6 roomette, 4 double bedroom Pullman, chair car.

Famous Fred Harvey Dining Car Service

RAILROAD AND PULLMAN FARES

PULLMAN RATES quoted by Pullman Co., Jan. 1, 1955

RAIL FARES in effect Jan. 1, 1955

Subject to change without notice

For explanation of Reference Notes see pages 30 and 31. (Fed. tax 10% not included)

BETWEEN	RAIL FARES				PULLMAN RATES
	One- Way First- Class	One- Way Coach	Round Trip First- Class	Round Trip Coach	STAND- ARD
					Lower Berth
Albuquerque and					
El Paso.....	\$ 8.86	\$ 6.34	\$14.80	\$11.45	\$ 5.00
Hutchinson.....	23.47	16.77	39.15	30.20	8.30
Long Beach.....	31.84	22.78	*57.90	*44.80	*10.65
Los Angeles.....	31.08	22.23	*57.90	44.80	10.65
Phoenix.....	20.93	14.98	34.90	27.00	7.60
San Francisco.....	41.70	29.78	*80.65	*60.30	11.55
Williams.....	13.33	9.56	22.25	17.25	5.80
Amarillo and					
Grand Canyon.....	28.95	21.91	48.80	37.45	9.30
Long Beach.....	42.49	30.55	*77.95	57.95	*13.50
Los Angeles.....	42.49	30.35	*77.95	57.95	13.50
Los Ang. (via Grand Canyon)	49.99	35.85	#85.45	# 63.45	18.50
San Diego.....	45.69	32.70	*77.95	57.95	14.10
San Francisco.....	53.14	37.96	89.35	62.60	14.80
Williams.....	24.77	17.73	41.30	31.95	8.30
Ash Fork and Phoenix.....	6.79	4.86	11.35	8.75	5.00
Bakersfield and San Francisco	10.62	7.59	17.70	13.70	5.00
Belen and					
Grand Canyon.....	16.92	13.30	28.75	21.95	6.90
Los Angeles.....	30.46	21.79	*57.90	*44.80	10.65
Los Ang. (via Grand Canyon)	37.96	27.29	#65.40	#50.30	15.65
Boston and					
Los Angeles.....	*121.70	*87.53	*214.91	*151.08	29.60
San Francisco.....	*123.67	*90.05	*214.19	*151.08	29.60
Carlsbad and					
Belen.....	14.83	10.60	24.75	19.10	5.50
Los Angeles.....	*40.40	*28.86	*71.90	*53.25	12.80
San Francisco.....	*54.36	*38.83	*89.35	*62.60	14.50
Williams.....	27.56	19.73	45.95	35.55	8.90
Chicago and					
Albuquerque.....	47.20	33.71	78.70	60.70	14.50
Amarillo.....	35.51	25.37	59.20	45.70	11.55
Ash Fork.....	60.74	43.40	101.25	78.15	18.45
Bakersfield.....	77.61	55.44	126.45	90.15	21.00
Barstow.....	72.77	51.99	126.45	90.15	20.15
Bartlesville.....	22.99	16.42	38.35	29.60	7.60
Carlsbad.....	45.57	32.57	75.95	58.65	14.10
Clovis.....	39.16	27.96	65.30	50.35	12.25
Colorado Springs.....	36.24	25.88	60.40	46.60	10.65
Dallas.....	33.40	23.86	55.70	42.95	10.25
Denver.....	36.24	25.88	60.40	46.60	10.65
El Paso.....	50.01	35.76	83.35	64.40	14.50
Ft. Worth.....	33.40	23.86	55.70	42.95	10.25
Galveston.....	43.51	31.23	72.55	56.25	12.25
Grand Canyon.....	64.12	47.01	107.40	82.60	19.30
Guthrie.....	28.07	20.07	46.80	36.15	8.30
Houston.....	41.65	29.90	69.45	53.85	11.95
Hutchinson.....	23.70	16.94	39.50	30.50	8.30
Independence.....	21.86	15.62	36.45	28.15	6.90
Kansas City.....	16.08	11.49	26.80	20.70	5.50
La Junta.....	35.02	25.02	58.40	45.05	10.65
Lamy.....	44.84	32.03	74.75	57.70	13.80
Las Vegas.....	42.56	30.40	70.95	54.75	12.80
Long Beach.....	77.61	55.44	126.45	90.15	*21.00
Los Angeles, San Diego or San Francisco.....	77.61	55.44	126.45	90.15	21.00
Los Angeles or San Francisco (via Grand Canyon).....	85.11	60.94	# 133.95	# 95.65	26.00
Newton.....	22.56	16.12	37.60	29.05	7.60
Norman.....	28.70	20.54	47.85	37.00	8.90
Oklahoma City.....	28.07	20.07	46.80	36.15	8.30
Phoenix.....	66.77	47.76	*111.30	*86.00	19.00
Ponca City.....	26.21	18.73	43.70	33.75	8.30
Prescott.....	62.73	44.84	*104.55	*80.75	18.45
Pueblo.....	36.24	25.88	60.40	46.60	10.65
San Antonio.....	43.24	30.89	72.10	55.65	12.80
San Bernardino.....	75.66	54.04	126.45	90.15	21.00
Topeka.....	18.39	13.15	30.65	23.70	5.80
Tulsa.....	24.73	17.67	41.25	31.85	8.30
Wichita.....	23.52	16.82	39.20	30.30	8.30
Williams.....	59.94	42.83	99.90	77.10	18.45
Winslow.....	56.68	40.49	94.50	72.90	17.25
Cleveland and					
Los Angeles or San Francisco.....	92.99	67.01	156.60	111.85	23.90
Clovis and					
Los Angeles.....	38.86	*27.76	*71.90	*53.25	12.25
San Diego.....	*40.86	*29.19	*71.90	*53.25	12.80
San Francisco.....	49.51	*35.36	*89.35	*62.60	13.80
Colorado Springs and					
Albuquerque.....	14.14	10.11	23.60	18.20	6.55
El Paso.....	22.99	16.42	38.35	29.60	8.90
Ft. Worth.....	25.48	18.21	42.50	32.80	8.30
Galveston.....	35.72	25.53	59.55	46.00	10.65
Lamy.....	11.79	8.44	19.65	15.20	5.80
Los Angeles.....	45.21	32.29	*80.65	60.60	15.40
Los Ang. (via Grand Canyon)	52.71	37.79	#288.15	66.10	20.40
Phoenix.....	35.07	25.09	58.45	45.20	12.25
San Diego.....	*47.78	*34.13	80.65	60.60	15.40

RAILROAD AND PULLMAN FARES

PULLMAN RATES quoted by Pullman Co., Jan. 1, 1955
 RAIL FARES in effect Jan. 1, 1955 Subject to change without notice.
 For explanation of Reference Notes see pages 30 and 31. (Fed. tax 10% not included)

BETWEEN	RAIL FARES				PULLMAN RATES
	One- Way First- Class	One- Way Coach	Round Trip First- Class	Round Trip Coach	STAND- ARD
					Lower Berth
Colorado Spgs. and—Cont.					
San Francisco.....	\$ 47.78	\$ 34.13	\$ 80.65	\$ 60.60	\$ 15.40
Williams.....	27.47	19.67	45.80	35.45	10.65
Dallas and					
Denver.....	29.22	20.89	48.70	37.65	8.90
Houston.....	9.91	7.10	16.55	12.80	5.00
Galveston.....	11.77	8.43	19.65	15.20	5.00
Grand Canyon.....	41.23	30.72	69.25	53.30	12.60
Los Angeles (via Sweetwater).....	51.25	36.61	92.45	68.75	15.40
Los Angeles (via Sweetwater-Grand Cany.)..	58.75	42.11	# 99.95	# 74.25	20.40
San Francisco.....	64.31	45.94	106.05	75.60	17.55
San Fran. (via Grd. Cany.)..	71.81	51.44	# 113.55	# 81.10	22.55
Denver and					
Albuquerque.....	16.70	11.95	27.85	21.55	7.60
El Paso.....	25.56	18.26	42.60	32.90	9.95
Lamy.....	14.36	10.27	23.95	18.50	6.55
Las Vegas.....	12.09	8.65	20.15	15.60	5.80
Long Beach.....	47.78	34.13	80.65	60.60	*15.40
Los Angeles, San Diego or San Francisco.....	47.78	34.13	80.65	60.60	15.40
Los Angeles or San Francisco (via Grand Canyon).....	55.28	39.63	# 88.15	# 66.10	20.40
Oklahoma City.....	25.01	17.87	41.70	32.20	8.30
Phoenix.....	37.63	26.93	62.75	48.50	12.80
Williams.....	30.03	21.51	50.05	38.75	11.55
Detroit and					
Los Angeles or.....					
San Francisco.....	90.45	65.05	151.90	108.80	23.90
Dodge City and					
Colorado Springs.....	10.96	7.84	18.30	14.15	5.00
Denver.....	13.52	9.66	22.55	17.40	5.00
Los Angeles.....	50.33	35.95	*90.10	*68.85	15.40
San Diego.....	50.40	36.00	*90.10	*68.85	16.05
San Francisco.....	54.88	39.20	*92.25	69.80	16.05
Williams.....	32.58	23.31	54.30	42.00	11.55
Fort Worth and					
Denver.....	28.04	20.04	46.75	36.10	8.90
Houston.....	11.77	8.43	16.55	12.80	5.00
Galveston.....	11.77	8.43	19.65	15.20	5.00
Long Beach.....	50.15	35.82	90.60	68.75	*14.50
Los Angeles (via Sweetwater).....	50.15	35.82	90.60	68.75	14.50
Los Angeles (via Sweetwater-Grand Cany.)..	57.65	41.32	# 98.10	# 74.25	19.50
San Francisco.....	64.31	45.94	106.05	75.60	17.55
Fresno and					
Phoenix.....	20.95	14.97	34.95	26.95	8.30
San Francisco.....	6.83	4.87	11.40	8.80	5.00
Galveston and					
Denver.....	38.30	27.38	63.85	49.30	11.55
Grand Canyon.....	49.44	36.56	82.95	63.80	14.50
Los Angeles or San Diego..	59.26	42.33	105.80	76.35	16.60
Los Angeles or San Diego (via Grand Canyon).....	66.76	47.83	# 113.30	# 81.85	21.60
Grand Canyon and					
Los Angeles.....	21.90	16.86	37.05	28.35	7.60
San Diego.....	26.33	20.02	44.45	34.05	8.30
San Francisco.....	32.55	24.47	54.80	42.05	8.90
Williams.....	4.18		7.50	5.50	
Hutchinson and					
Colorado Springs.....	15.17	10.84	25.30	19.55	5.80
Denver.....	17.38	12.42	29.00	22.40	5.80
Los Angeles.....	53.98	38.56	*94.15	*70.05	16.05
Pueblo.....	13.60	9.72	22.70	17.50	5.00
San Francisco.....	59.10	42.22	*99.55	74.15	16.05
Houston and					
Denver.....	37.95	27.14	63.25	48.90	11.55
Grand Canyon.....	47.71	35.32	80.05	61.60	14.50
Long Beach.....	57.53	41.09	102.90	74.10	*16.60
Los Angeles or San Diego..	57.53	41.09	102.90	74.10	16.60
Los Angeles or San Diego (via Grand Canyon).....	65.03	46.59	# 110.40	# 79.60	21.60
Williams.....	43.53	31.14	72.55	56.10	13.50
San Francisco.....	71.90	51.36	106.05	75.60	17.55
Kansas City and					
Albuquerque.....	31.11	22.23	51.85	40.05	10.65
Amarillo.....	19.44	13.89	32.40	25.05	7.60
Ash Fork.....	44.65	31.92	74.45	57.50	14.80
Barstow.....	56.68	40.51	103.35	75.65	17.55
Bakersfield.....	61.55	43.97	103.35	75.65	18.10
Bartlesville.....	6.90	4.94	11.50	8.90	5.00
Carlsbad.....	29.50	21.08	49.20	37.95	10.65
Colorado Springs.....	21.77	15.57	36.30	28.05	6.55
Clovis.....	23.07	16.49	38.45	29.70	8.30
Dallas.....	17.33	12.37	28.90	22.30	6.55
Denver.....	22.12	15.82	36.90	28.50	6.55
Dodge City.....	11.85	8.47	19.75	15.25	5.00
El Paso.....	33.93	24.27	56.55	43.70	10.65

RAILROAD AND PULLMAN FARES

PULLMAN RATES quoted by Pullman Co., Jan. 1, 1955

RAIL FARES in effect Jan. 1, 1955

Subject to change without notice

For explanation of Reference Notes see pages 30 and 31. (Fed. tax 10% not included)

BETWEEN	RAIL FARES				PULLMAN RATES
	One-Way First-Class	One-Way Coach	Round Trip First-Class	Round Trip Coach	STANDARD Lower Berth
Kansas City and—Cont.					
Flagstaff.....	\$42.66	\$30.50	\$71.10	\$54.90	\$14.10
Ft. Worth.....	17.33	12.37	28.90	22.30	6.55
Galveston.....	27.90	19.96	46.50	35.95	8.90
Grand Canyon.....	48.03	35.53	80.60	61.95	15.70
Guthrie.....	12.00	8.58	20.00	15.45	5.00
Houston.....	26.04	18.63	43.40	33.55	8.90
Hutchinson.....	7.63	5.47	12.75	9.85	5.00
Independence.....	5.79	4.15	9.65	7.50	5.00
La Junta.....	18.94	13.53	31.60	24.40	6.55
Lamy.....	28.77	20.54	47.95	37.00	9.95
Las Vegas.....	26.48	18.92	44.15	34.10	8.90
Long Beach.....	61.55	43.97	103.35	75.65	*18.10
Los Angeles.....	61.55	43.97	103.35	75.65	18.10
Los Ang. (via Grand Cany.)	69.05	49.47	# 110.85	# 81.15	23.10
Newton.....	6.49	4.65	10.85	8.40	5.00
Norman.....	12.63	9.05	21.05	16.30	5.00
Oklahoma City.....	12.00	8.58	20.00	15.45	5.00
Phoenix.....	50.69	36.27	*84.50	*65.30	15.40
Prescott.....	46.64	33.36	77.75	*60.05	14.80
Pueblo.....	20.78	14.85	34.65	26.75	6.55
San Francisco or San Diego.	61.55	43.97	103.35	75.65	18.10
San Francisco (via Grand Canyon).....	69.05	49.47	# 110.85	# 81.15	23.10
Sweetwater.....	22.79	16.31	38.00	29.40	9.60
Tulsa.....	8.64	6.19	14.40	11.15	5.00
Williams.....	43.85	31.35	73.10	56.45	14.80
Wichita.....	7.45	5.33	12.45	9.60	5.00
Winfield.....	8.79	6.28	14.65	11.35	5.00
Winslow.....	40.58	29.02	67.65	52.25	13.50
Kiowa and					
Los Angeles.....	*51.08	*36.49	*92.25	*69.05	15.70
San Diego.....	*52.76	*37.69	*92.25	*69.05	16.35
San Francisco.....	*60.77	*43.41	*101.50	*73.70	16.60
Lamy and					
Los Angeles.....	33.42	23.92	61.80	47.85	11.55
Los Ang. (via Grand Cany.)	40.92	29.42	# 69.30	# 53.35	16.55
San Francisco.....	44.04	31.47	80.65	60.60	12.80
Williams.....	15.70	11.22	26.20	20.20	7.60
Winslow.....	12.44	8.89	20.75	16.05	5.80
Las Vegas and					
Los Angeles.....	35.71	25.55	65.65	50.80	11.55
San Francisco.....	46.33	33.10	80.65	60.60	12.80
Williams.....	17.98	12.85	30.00	23.25	7.60
Los Angeles and					
Ash Fork.....	16.93	12.10	28.25	21.80	6.15
Barstow.....	4.91	3.51	8.20	6.35	5.00
Carlsbad.....	*39.21	*28.02	*65.35	*50.45	12.80
Colorado Springs.....	*45.22	32.30	*80.65	60.60	15.40
Dallas via Sweetwater.....	*51.24	*36.60	92.45	68.75	15.40
Denver.....	47.78	34.13	*80.65	60.60	15.40
Ft. Worth via Sweetwater..	*50.14	35.82	90.60	68.75	14.50
Ft. Worth (via Sweetwater-Grand Canyon).....	*57.64	41.32	# 98.10	# 74.25	19.50
Ft. Worth via Wichita.....	*54.70	*39.07	*94.15	*70.05	16.60
Galveston.....	*59.25	42.33	*105.80	76.35	16.60
Houston.....	*57.52	41.09	102.90	74.10	16.60
Houston via Grand Canyon.	*65.02	46.59	# 110.40	# 79.60	21.60
La Junta.....	*43.23	30.88	*78.30	*59.75	14.50
New Orleans.....	*69.46	*49.62	119.65	89.35	19.00
Newton.....	*55.07	*39.34	*103.35	*75.65	16.60
Newton via Grand Canyon.	*62.57	*44.84	# *110.85	# *81.15	21.60
San Diego.....	4.42	3.16	7.40	5.70	5.00
St. Louis.....	71.31	50.95	119.65	85.55	20.15
Wichita via Newton.....	*55.07	*39.34	*103.35	*75.65	16.60
Wichita via Texico.....	*54.70	*39.07	*94.15	70.05	16.60
Wichita via Texico-Grand Canyon.....	*62.20	*44.57	# *101.65	# 75.55	21.60
Williams.....	17.72	12.68	29.55	22.85	6.55
Winslow.....	20.98	15.01	35.00	27.05	7.60
Minneapolis and					
Grand Canyon.....	62.89	46.16	105.35	81.10	19.85
Los Angeles, San Diego or San Francisco.....	73.58	52.56	123.40	90.15	21.00
Los Ang. or San Francisco (via Grand Canyon).....	81.08	58.06	# 130.90	# 95.65	26.00
New Orleans and					
Grand Canyon.....	59.43	43.97	99.60	77.15	16.95
Los Angeles or San Diego..	*69.47	49.62	119.65	89.35	19.00
Los Ang. or San Diego (via Grand Canyon).....	*76.97	55.12	# 127.15	# 94.85	24.00
San Francisco.....	*77.61	*55.44	119.65	89.35	19.00
Newton and					
Albuquerque.....	24.63	17.60	41.05	31.70	8.90
Amarillo.....	13.03	9.32	21.75	16.80	5.80
Colorado Springs.....	16.32	11.66	27.20	21.00	5.80
Dallas.....	15.05	10.76	25.10	19.40	5.00
Denver.....	18.54	13.25	30.90	23.85	5.80
Ft. Worth.....	13.87	9.91	23.15	17.85	5.00

RAILROAD AND PULLMAN FARES

PULLMAN FARES quoted by Pullman Co., Jan. 1, 1955.
 RAIL FARES in effect Jan. 1, 1955. Subject to change without notice.
 For explanation of Reference Notes see pages 30 and 31. (Fed. tax 10% not included).

BETWEEN	RAIL FARES				PULLMAN RATES
	One-Way First-Class	One-Way Coach	Round Trip First-Class	Round Trip Coach	STANDARD
					Lower Berth
Newton and—Cont.					
Grand Canyon.....	\$41.54	\$30.90	\$69.80	\$53.60	\$13.80
Los Angeles.....	² 55.10	² 39.36	² 94.15	² 70.05	16.60
⚡Los Angeles (via Grand Canyon).....	² 62.60	² 44.86	# ² 101.65	# ² 75.05	21.60
Oklahoma City.....	6.97	4.99	11.65	9.00	5.00
San Francisco.....	² 60.24	² 43.03	² 101.50	² 75.15	16.60
Wichita.....	.95	.69	1.60	1.25
New York and					
Los Angeles.....	113.32	81.51	² 203.73	² 142.40	28.90
San Francisco.....	² 118.50	² 86.15	² 202.43	² 142.40	28.90
Oklahoma City and					
Colorado Springs.....	22.86	16.33	38.10	29.40	8.30
Dallas.....	8.36	5.99	13.95	10.80	5.00
Ft. Worth.....	7.18	5.14	12.00	9.30	5.00
Galveston.....	18.95	13.57	31.60	24.45	5.80
Grand Canyon.....	39.23	29.47	70.50	54.10	14.80
Houston.....	17.09	12.24	28.50	22.05	5.80
Long Beach.....	54.70	39.07	94.15	70.05	★16.60
Los Angeles.....	54.70	39.07	94.15	70.05	16.60
⚡Los Angeles (via Grand Canyon).....	62.20	44.57	# 101.65	# 75.55	21.60
San Diego.....	² 55.66	² 39.76	94.15	70.05	17.55
San Francisco.....	² 62.86	² 44.90	103.35	75.15	17.55
Philadelphia and					
Los Angeles.....	109.27	78.48	195.63	137.25	27.95
San Francisco.....	² 114.45	² 83.12	194.33	137.25	27.95
Phoenix and					
Los Angeles (via Parker)...	16.38	11.72	27.30	21.10	5.50
San Francisco (via Ash Fork or Parker).....	27.77	19.84	46.30	35.75	8.90
Pittsburgh and					
Los Angeles or San Francisco.....	98.76	71.30	166.95	117.65	24.95
Pueblo and					
Albuquerque.....	12.57	8.99	20.95	16.20	6.55
El Paso.....	21.42	15.29	35.70	27.55	8.90
Los Angeles.....	² 43.63	31.16	78.85	60.60	14.50
San Francisco.....	47.78	34.13	80.65	60.60	14.50
St. Louis and					
Colorado Springs.....	31.53	22.53	52.55	40.60	9.95
Denver.....	31.88	22.78	53.15	41.05	9.95
Grand Canyon.....	57.79	42.51	96.85	74.50	16.95
Hutchinson.....	17.38	12.42	29.00	22.40	6.15
La Junta.....	28.70	20.51	47.85	36.95	8.90
Long Beach.....	71.31	50.95	119.65	85.55	20.15
Los Angeles, San Diego or San Francisco.....	71.31	50.95	119.65	85.55	20.15
⚡Los Ang. or San Francisco (via Grand Canyon).....	78.81	56.45	# 127.15	# 91.05	25.15
Phoenix.....	² 60.45	² 43.25	² 100.75	² 77.85	17.25
San Antonio and					
Colorado Springs.....	35.20	25.18	58.70	45.35	11.55
Denver.....	37.77	27.01	62.95	48.65	12.25
Kansas City.....	27.17	19.40	45.30	34.95	8.90
Oklahoma City.....	17.02	12.17	28.40	21.95	6.55
Wichita.....	22.76	16.26	37.95	29.30	8.75
San Diego and					
Amarillo.....	² 42.49	² 30.35	² 77.95	57.95	14.10
Chicago.....	77.61	55.44	126.45	90.15	21.00
Clovis.....	² 40.40	² 28.86	² 67.35	² 51.95	12.80
Colorado Springs.....	² 45.22	² 32.30	80.65	60.60	15.40
Kansas City.....	61.55	43.97	103.35	75.65	18.10
Kiowa.....	² 51.20	² 36.57	² 91.70	69.05	16.35
Oklahoma City.....	² 54.70	² 39.07	94.15	70.05	17.55
San Francisco and					
Barstow.....	15.56	11.11	25.95	20.00	5.00
Carlsbad.....	² 55.78	² 39.86	² 93.00	² 71.75	14.50
Chicago.....	77.61	55.44	126.45	90.15	21.00
Colorado Springs.....	47.78	34.13	80.65	60.60	15.40
Dallas-Ft. Worth.....	² 64.32	45.94	106.05	75.60	17.55
Denver.....	47.78	34.13	80.65	60.60	15.40
El Paso.....	48.91	34.94	81.55	62.90	12.25
Houston.....	² 71.90	² 51.36	106.05	75.60	17.55
Kansas City.....	61.55	43.97	103.35	75.65	18.10
Kiowa.....	² 59.10	² 42.22	² 103.10	² 73.70	16.60
La Junta.....	47.78	34.13	² 80.65	² 60.60	14.50
New Orleans.....	² 74.51	² 53.22	119.65	89.35	19.00
Newton.....	² 60.25	² 43.04	² 103.35	75.15	16.60
Oklahoma City.....	² 61.55	² 43.97	103.35	75.15	17.55
St. Louis.....	71.31	50.95	119.65	85.55	20.15
Wichita.....	² 60.71	² 43.37	103.35	75.15	16.60
Williams.....	28.37	20.29	47.30	36.55	8.30
Winslow.....	31.63	22.61	52.75	40.70	8.90
Temple and					
Los Angeles or San Diego (via Newton).....	62.93	44.95	94.20	74.10	16.60
Los Angeles or San Diego (via Sweetwater).....	51.70	36.93	94.20	68.75	14.50

RAILROAD AND PULLMAN FARES

PULLMAN RATES quoted by Pullman Co., Jan. 1, 1955. Subject to change without notice.
 RAIL FARES in effect Jan. 1, 1955. (Fed. tax 10% not included.)
 For explanation of Reference Notes see pages 30 and 31.

BETWEEN	RAIL FARES				PULLMAN RATES
	One-Way First-Class	One-Way Coach	Round Trip First-Class	Round Trip Coach	STANDARD Lower Berth
Topeka and					
Wichita.....	\$5.41	\$3.87	\$9.05	\$7.00	\$5.00
Trinidad and					
Los Angeles.....	40.37	28.84	73.40	55.95	12.80
San Francisco.....	47.78	34.13	80.65	60.60	14.50
Washington, D. C. and					
Los Angeles.....	104.98	75.28	187.05	134.20	27.30
San Francisco.....	111.74	80.16	187.05	134.20	27.30
Waynoka and					
Los Angeles.....	49.72	35.52	90.00	67.30	15.40
San Francisco.....	60.38	43.13	101.40	71.95	16.60
Wellington and					
Amarillo.....	10.95	7.83	18.25	14.10	5.00
Clovis.....	14.58	10.42	24.30	18.80	5.80
Wichita and					
Amarillo.....	12.15	8.69	20.25	15.65	5.00
Carlsbad.....	22.23	15.87	37.05	28.60	8.90
Clovis.....	15.79	11.28	26.35	20.35	6.55
Colorado Springs.....	16.84	12.03	28.10	21.70	5.80
Dallas.....	14.10	10.08	23.50	18.15	5.00
Denver.....	19.01	13.59	31.70	24.50	5.80
Ft. Worth.....	12.92	9.23	21.55	16.65	5.00
Grand Canyon.....	41.10	30.59	69.05	53.05	13.80
Los Angeles (via Newton)..	55.10	39.36	94.15	70.05	16.60
Los Angeles (via Texico)...	54.66	39.04	94.15	70.05	16.60
Los Angeles (via Texico-Grand Canyon).....	62.16	44.54	101.65	75.55	21.60
San Francisco.....	60.77	43.41	101.50	75.15	16.60
Williams.....	36.92	26.41	61.55	47.55	12.80
Winslow and					
Grand Canyon.....	7.44	6.52	12.95	9.75	5.00
Woodward and					
Los Angeles.....	48.46	34.61	87.90	65.65	14.80
San Diego.....	50.15	35.82	87.90	65.65	15.70
San Francisco.....	59.12	42.23	99.30	70.30	16.35

Seat Rates in Santa Fe Parlor Cars

BETWEEN AND	CHI-CAGO	KANSAS CITY	BETWEEN AND	CHI-CAGO	KANSAS CITY
Bartlesville, Okla...	\$4.80	\$1.60	Kansas City, Mo.....	\$3.30
Chillicothe, Ill.....	.95	2.60	La Plata, Mo.....	2.30	\$1.15
Fort Madison, Ia...	1.70	1.85	Marceline, Mo.....	2.65	.95
Galesburg, Ill.....	1.30	2.20	Streator, Ill.....	.95	2.90
Independence, Kans.	4.45	1.30	Tulsa, Okla.....	5.10	2.00

RAIL NOTES

- (2) Westbound fare. # One-way via Grand Canyon.
- (3) Eastbound fare.

Minimum Rail and Pullman Ticket Requirements

Minimum of one and one-tenth adult rail tickets required for exclusive occupancy of compartment, and one and one-quarter adult rail tickets for exclusive occupancy of drawing-room (Berth Service); charges for fractional tickets are based on one-way first-class fares. Only one railroad ticket is required for occupancy of a roomette alone, duplex roomette, or bedroom (Berth Service). Fractional extra fare tickets also required on Super Chief on above basis.

DATES OF SALE—Tickets on sale daily.

LIMITS—One-Way tickets—30 Days.
 Round-Trip tickets—Six months.

FIRST-CLASS TICKETS—Will be honored in Standard Pullman Sleepers upon payment of the Pullman rate for accommodations occupied.

COACH TICKETS—Will be honored in Coaches or Chair Cars only.

STOPOVERS—Are allowed at all points en route within limit of tickets.

SLEEPING CAR ROOM AND UPPER BERTH RATES

DRAWING ROOM . . . COMPARTMENT . . . BEDROOM . . . ROOMETTE
 DUPLEX ROOMETTE . . . UPPER BERTH RATES

Are Shown Opposite Lower Berth Rates.

PULLMAN RATES effective Jan. 1, 1955

RAIL FARES in effect Jan. 1, 1955

(Federal Tax 10% not included.)

STANDARD CAR

RATE WILL BE

Where Lower Berth Is	RATE WILL BE								
	Upper Berth	DU- PLEX ROOM- ETTE	ROOM- ETTE	BEDROOM		COMPARTMENT		DRAWING ROOM	
				One Pass.	Two or More	One Pass.	Two or More	One Pass.	Two or More
\$ 5.00	\$ 3.80	\$ 5.55	\$ 7.00	\$ 9.50	\$11.05	\$11.30	\$14.45	\$15.05	\$19.00
5.10	3.90	5.65	7.15	9.70	11.25	11.50	14.80	15.35	19.40
5.50	4.15	6.10	7.65	10.45	12.15	12.40	15.45	16.55	20.90
5.80	4.45	6.40	8.20	11.05	12.75	13.05	16.25	17.40	22.10
6.15	4.70	6.85	8.65	11.65	13.50	13.85	17.70	18.45	23.30
6.55	4.95	7.20	9.15	12.50	14.45	14.80	18.40	19.65	25.00
6.90	5.30	7.65	9.65	13.10	15.20	15.55	19.85	20.70	26.20
7.20	5.50	7.95	10.10	13.70	15.80	16.15	20.55	21.55	27.40
7.60	5.75	8.35	10.60	14.45	16.70	17.10	21.15	22.75	28.90
8.00	6.05	8.85	11.10	15.20	17.60	18.00	22.55	24.00	30.40
8.30	6.25	9.15	11.55	15.75	18.25	18.65	23.25	24.85	31.50
8.65	6.55	9.55	12.00	16.40	19.00	19.45	24.60	25.90	32.80
8.90	6.80	9.85	12.50	16.95	19.60	20.05	25.20	26.75	33.90
9.30	7.00	10.30	12.95	17.70	20.45	21.00	25.90	27.95	35.40
9.60	7.30	10.65	13.50	18.25	21.10	21.60	27.25	28.80	36.50
9.95	7.55	11.00	13.90	18.90	21.90	22.35	27.85	29.85	37.80
10.25	7.80	11.35	14.40	19.45	22.55	23.05	29.20	30.70	38.90
10.65	8.05	11.75	14.90	20.25	23.40	23.90	29.95	31.90	40.50
10.95	8.30	12.10	15.35	20.75	24.05	24.60	30.55	32.80	41.50
11.25	8.55	12.40	15.75	21.40	24.80	25.35	31.90	33.80	42.80
11.55	8.80	12.75	16.25	21.95	25.40	26.00	32.55	34.65	43.90
11.95	9.10	13.25	16.70	22.70	26.35	26.90	33.85	35.90	45.40
12.25	9.30	13.45	17.10	23.30	26.95	27.55	34.45	36.75	46.60
12.60	9.55	13.85	17.60	23.90	27.70	28.35	35.10	37.80	47.80
12.80	9.85	14.15	18.00	24.40	28.25	28.85	36.40	38.45	48.80
13.25	10.00	14.60	18.45	25.15	29.10	29.80	36.95	39.70	50.30
13.50	10.30	14.85	18.90	25.70	29.75	30.40	38.30	40.55	51.40
13.80	10.50	15.25	19.30	26.20	30.35	31.05	38.85	41.40	52.40
14.10	10.75	15.55	19.70	26.80	31.00	31.70	39.45	42.25	53.60
14.50	11.00	15.95	20.25	27.55	31.85	32.60	40.75	43.45	55.10
14.80	11.20	16.35	20.65	28.05	32.50	33.25	41.40	44.35	56.10
15.05	11.50	16.55	21.10	28.65	33.10	33.95	42.70	45.20	57.30
15.40	11.75	16.95	21.55	29.25	33.95	34.65	43.30	46.25	58.50
15.70	11.90	17.35	21.95	29.85	34.55	35.30	43.95	47.10	59.70
16.05	12.20	17.65	22.45	30.50	35.30	36.10	45.20	48.15	61.00
16.35	12.40	18.00	22.85	31.05	35.95	36.75	45.70	49.00	62.10
16.60	12.65	18.30	23.30	31.55	36.55	37.40	47.00	49.85	63.10
16.95	12.90	18.70	23.75	32.25	37.30	38.20	47.60	50.90	64.50
17.25	13.10	19.00	24.10	32.80	37.95	38.80	48.15	51.75	65.60
17.55	13.35	19.30	24.50	33.35	38.60	39.45	49.40	52.60	66.70
17.85	13.55	19.65	25.00	33.85	39.20	40.15	49.95	53.50	67.70
18.10	13.80	19.95	25.35	34.45	39.85	40.75	51.25	54.35	68.90
18.45	14.05	20.35	25.75	35.10	40.60	41.50	51.75	55.35	70.20
18.70	14.20	20.60	26.20	35.55	41.10	42.05	52.35	56.05	71.10
19.00	14.50	20.95	26.60	36.05	41.75	42.70	53.55	56.95	72.10
19.30	14.65	21.20	26.95	36.70	42.50	43.45	54.05	57.95	73.40
19.60	14.95	21.60	27.45	37.25	43.15	44.10	55.30	58.80	74.50
19.85	15.10	21.90	27.85	37.70	43.65	44.60	55.90	59.50	75.40
20.15	15.35	22.20	28.25	38.25	44.30	45.30	56.40	60.40	76.50
20.35	15.45	22.45	28.40	38.70	44.80	45.85	57.15	61.05	77.40
20.65	15.70	22.70	28.85	39.20	45.45	46.45	57.85	61.95	78.40
21.00	16.00	23.10	29.40	39.90	46.15	47.20	59.15	62.95	79.80

PULLMAN NOTES

‡In through car stopping at Grand Canyon from morning to evening; upper berth and room rates will be main line upper berth or room rate plus Williams-Grand Canyon Pullman sidetrip rate for accommodations occupied shown opposite \$5.00 lower berth rate. For longer stopover use rates to and from Grand Canyon.

*Applies to or from Los Angeles or Pasadena.

Drawing-room has full section single lower berth and toilet annex.

Compartment has full section and toilet conveniences.

Double Bedroom has lower bed, an upper berth and toilet conveniences.

Roomette is small private room for one passenger's use, approximately same space as a section with folding wall bed and toilet facilities.

Duplex-Roomette is a small private room for one passenger's use with folding or sliding bed and toilet facilities.

Rate for two connecting bedrooms or connecting bedroom and compartment occupied by two or more passengers on one Pullman ticket is same as drawing-room rate for two or more.

SPECIAL SERVICES for Santa Fe Patrons

LONG BEACH. Trainside motor coach connections are made with Santa Fe transcontinental trains Nos. 19, 20, 21, 22 and 123 at Pasadena, California, providing interstate passengers and their baggage with direct service to and from Long Beach at no extra charge.

RAIL-AUTO SERVICE. Enjoy the comfort and economy of rail travel—and still have the convenience of a late-model automobile at your destination. Moderate cost. Rental autos readily available at Union Stations in Los Angeles, Wichita and Kansas City, Dearborn Station Chicago and Santa Fe Station, Oklahoma City. Rental auto service available at other large cities on Santa Fe Lines. Consult your local agent for further information or advance reservations.

TRANSFER SERVICE AT CHICAGO. Passengers holding tickets through Chicago, including Parmelee Transfer Coupon, and having more than three hours between trains, may deliver their hand luggage to the Parmelee Desk at *incoming* depots at cost of 25c per piece transfer charge plus nominal parcel room charge, and receive claim check for claiming baggage at parcel room (24 hours storage) of *outgoing* depots. The Parmelee transfer coupon—included as part of your through ticket—also provides transfer in Parmelee Coaches from your incoming depot to outgoing depot, or any hotel or other destination in downtown Chicago.

BAGGAGE INFORMATION. 150 pounds of baggage, with \$100 valuation, checked free for each adult on valid transportation; 75 pounds and \$50 free valuation on each ½ fare. No single piece of baggage exceeding 300 pounds, or single shipments exceeding \$2500 will be checked. Free valuation on cartons is \$25, limited to 50 pounds.

In connection with Family Plan sales one ticket is issued on which 300 pounds of baggage (not exceeding \$200 in value) will be checked free.

Intrastate in California limitations on free value allowance—trunk \$100, valise, suitcase or traveling bag \$50, and box, bundle or package \$10.

Excess weight and value charged for subject to Tariff Regulations.

For additional baggage information consult Ticket or Baggage Agents. Not responsible for unchecked articles left in stations or cars.

WESTERN UNION TELEGRAMS accepted at public telegraph stations on this railway from passengers en route via Santa Fe Lines.

NOT RESPONSIBLE. The Atchison, Topeka & Santa Fe Railway System will not be responsible for errors in these time tables nor for inconvenience or damage resulting from delayed trains, or failure to make connections. Schedules herein are subject to change without notice.

SANTA FE TRAINS leave and arrive Chicago (Central Standard Time) at Dearborn Station, Polk and Dearborn Streets.



Let us show you
how our
FAMILY PLAN
can reduce
your travel costs on
Santa Fe trips!


SANTA FE TRAFFIC OFFICES

Albuquerque, N. M.	Santa Fe Station, Phone 2-5291
Alhambra, Calif.	106 W. Main St., Phone ATLantic 2-3854
Amarillo, Texas	Santa Fe Bldg., Phone DRake 6-7231
Atlanta 3, Ga.	1314 Rhodes-Haverty Bldg., Phone LAMar 4926-7
Bakersfield, Calif.	Santa Fe Station, Phone FAirview 5-5751
Beaumont, Tex.	415 Perlstein Bldg., Phone 2-3411
Berkeley 4, Calif.	1300 University Ave., Phone ASHberry 3-8668
Beverly Hills, Calif.	9455 Wilshire Blvd., Phone CRestview 1-5758
Boston 16, Mass.	Rooms 4-5 Little Bldg., Phone LIBerty 2-5323
Buffalo 2, N. Y.	1408 Liberty Bank Bldg., Phone WASHington 5230
Chicago 4, Ill.	179 W. Jackson Blvd., Phone HARRison 7-4900
Chicago 4, Ill.	238 So. Michigan Ave., Phone HARRison 7-4900
Cincinnati 2, Ohio	701 Dixie Terminal Bldg., Phone MAIn 1724-5
Cleveland 14, Ohio	750 Union Commerce Bldg., Phone CHerry 1-0226
Colorado Springs, Colo.	Santa Fe Station, Phone ME 3-7751 & 3-7752
Dallas 2, Tex.	1800 Main St., Phone PRospect 6301
Denver 2, Colo.	524—17th Street, Phone TABor 5-3211
Des Moines 9, Iowa	601 Equitable Bldg., Phone 4-7173 and 4-7174
Detroit 26, Mich.	1225 Lafayette Bldg., Phone WOODward 2-8747
El Paso, Tex.	Sheldon and El Paso Sts., Phone 3-4642
Fort Worth 2, Tex.	815 Houston St., Phone FANNin 5141
Fresno 1, Calif.	Santa Fe Station, Phone 3-6221
Galveston, Tex.	411—22nd St., Phone Santa Fe 5-6621
Glendale 4, Calif.	107 S. Brand Blvd., Phone CITrus 2-3141
Hollywood 28, Calif.	1551 N. Vine St., Phone HOLLYwood 9-1191
Houston 2, Tex.	800 Travis St., Phone ATwood 6441
Huntington Park, Calif.	7136 Pacific Blvd., Phone LUDlow 1-7239
Indianapolis 4, Ind.	210 Guaranty Bldg., Phone MELrose 5-6549
Inglewood, Calif.	314 E. Hillcrest Blvd., Phone ORChard 7-1272
Kansas City, Kan.	Town House Hotel, Phone ATwater 1550
Kansas City 5, Mo.	11th & Wyandotte, Phone VICTor 4000
Long Beach 2, Calif.	117 Pine Ave., Phone 6-9608
Los Angeles 14, Calif.	601 So. Hill St., Phone MUTual 0111
Los Angeles, Calif.	Union Station, Phone MUTual 0111
Lubbock, Tex.	Santa Fe Station, Phone PORTer 3-4862
Memphis, Tenn.	870 Shrine Bldg., Phone 8-1561
Mexico City, Mex.	Bolivar 22-B
Milwaukee 3, Wis.	401 Majestic Bldg., Phone BRoadway 1-7139
Minneapolis 2, Minn.	1286 Northwestern Bank Bldg., Phone AT 1274
Monterey, Mex.	Apartado 627
New Orleans 12, La.	307 Pere Marquette Bldg., Phone RAYmond 3393
New York 36, N. Y.	500 Fifth Ave., Phone PENNSYlvania 6-4400
Oakland 12, Calif.	401 Fourteenth St., Phone HUMBoldt 3-9780
Oakland, Calif.	40th St. and San Pablo Ave., Phone HUMBoldt 3-9780
Oklahoma City 2, Okla.	112 N. Robinson St., Phone CENTral 2-2501
Pasadena 1, Calif.	Santa Fe Station, Phone SYCAMore 2-1191
Peoria 2, Ill.	211 Jefferson Bldg., Phone 3-3867 and 3-3868
Phila. 7, Pa.	1416 Lincoln-Liberty Bldg., Phone RITTEnhouse 6-1464
Phoenix, Ariz.	114 W. Adams St., Phone ALPine 4-7251
Pittsburgh 19, Pa.	1103 Gulf Bldg., Phone ATLantic 1-2937
Pomona, Calif.	Santa Fe Station, Phone LYcoming 4-0001
Portland 5, Ore.	1201 American Bank Bldg., Phone BRoadway 3671
Riverside, Calif.	Santa Fe Station, Phone OVerland 6-1331
Sacramento 14, Calif.	926 "J" St., Phone GILbert 2-3605
St. Joseph 2, Mo.	505 Francis St., Phone 4-2793
St. Louis 1, Mo.	300 Columbia Bldg., Phone CHEstnut 1-7120
Salt Lake City 1, Utah	811 Continental Bank Bldg., Phone 3-8147
San Angelo, Tex.	Rooms 203—4—5 Santa Fe Station, Phone 2-1441
San Antonio 5, Tex.	1211 Majestic Bldg., Phone CAPitol 7-7246
San Bernardino, Calif.	Santa Fe Station, Phone 2111
San Diego 1, Calif.	1200 Fifth Ave., Phone BELmont 3-8211
San Diego, Calif.	Santa Fe Station, Phone BELmont 3-8211
San Francisco 8, Calif.	136 Geary St., Phone SUTter 1-7600
San Francisco, Calif.	44 Fourth St., Phone SUTter 1-7600
San Jose 13, Calif.	28 N. First St., Phone CYPress 2-2737
Santa Ana, Calif.	Santa Fe Station, Phone KIMberly 3-5354
Santa Barbara, Calif.	29 W. Carillo St., Phone 3660
Santa Fe, N. M.	101 E. San Francisco St., Phone 3-4311
Santa Monica, Calif.	430 Santa Monica Blvd., Phone EXbrook 4-1188
Seattle 1, Wash.	The 1411 Fourth Ave. Bldg., Phone MUTual 3195
Stockton 3, Calif.	Santa Fe Station, Phone HOWard 6-7071
Topeka, Kan.	Santa Fe Bldg., Phone 4-0481
Tulsa 3, Okla.	417 S. Boston Ave., Phone 3-0173
Washington 5, D. C.	525 Shoreham Bldg., Phone DISTRICT 7-7984 & 5
Whittier, Calif.	142 N. Bright Ave., Phone OXFord 4-4629
Wichita 2, Kan.	200 S. Broadway, Phone AMherst 5-8511
Wichita Falls, Tex.	608 Staley Bldg., Phone 3-4037



R. T. ANDERSON, General Passenger Traffic Manager	Chicago 4
C. C. THOMPSON, Passenger Traffic Manager	Los Angeles 14
G. F. SHERMAN, Passenger Traffic Manager	Topeka
W. J. RODGERS, Passenger Traffic Manager	Galveston
H. C. VINCENT, Traffic Manager	Amarillo
K. M. FOGG, General Freight & Passenger Agent	Phoenix
G. C. LYMAN, General Freight & Passenger Agent	Albuquerque
D. P. ROONEY, Eastern General Passenger Agent	New York 36
H. W. BECK, Western General Passenger Agent	San Francisco 8

Passenger Edition



SANTA FE
ALL THE WAY

**TIME SCHEDULES
OF PRINCIPAL TRAINS**

The Atchison, Topeka and Santa Fe Railway System

JANUARY 2 TO MARCH 31, 1955