



Stewardess-Nurse Service...
Exciting Traveller's Rest Buffet Lounge
Dome Sleepers • Dome Coaches



STANDARD TIME IS SHOWN IN ALL
SCHEDULES IN THIS FOLDER

NORTHERN PACIFIC

PASSENGER TRAIN
SCHEDULES



Route of the *Vista-Dome*

NORTH COAST LIMITED

Table of Contents

	Page		Page		Page
Baggage Information.....	1	Optional Routes on	1	Station Restaurants.....	8
Connections at Terminals.....	26 to 30	Pullman Fares.....	30, 31	Steamship Service.....	25-26
Equipment of Trains.....	5 to 7	Rail-Auto Service.....	33	Stopover Privileges.....	1
General Information.....	1	Rail Fares.....	32, 33	Train Schedules (Complete).....	8 to 26
Map of Northern Pacific System.....	17, 18	Station Index, with altitudes.....	2 to 4	Train Schedules (Condensed).....	5, 6
Northern Pacific Representatives.....	34	Station Mail Boxes.....	13	Transfer Arrangements in Chicago.....	11

General Information for Travelers

TIME ZONES. The Northern Pacific Railway operates in three time zones, Central, Mountain and Pacific. The points of change on the main line are at Mandan, N. Dak., and Paradise, Montana. Westbound travelers move their watches back one hour and when traveling east, ahead one hour at each of these points.

AIR-CONDITIONED CARS. All equipment regularly assigned to those trains so indicated in this folder, is air-conditioned and every effort is made to provide the cars as specified.

CHILDREN'S FARES. Children under five years of age, when accompanied by parent or guardian, will be carried free of charge. Children five years of age and under twelve years of age will be charged one-half of the adult fares. Children of five and under twelve years of age who are not mature enough to take care of themselves when traveling alone must not be ticketed unless accompanied by parent or guardian. Children twelve years of age and over will be charged the adult fare.

USE TICKETS WITHIN LIMIT. Passengers must reach destination not later than midnight of date punched in the margin of tickets, or indicated. One-way tickets will be honored for passage within 30 days in addition to date of sale.

HONORING OF TICKETS—Via Seattle. All tickets reading via Northern Pacific from Spokane, Wash., or points east to Tacoma, Wash., and points south thereof, will be honored via Seattle, Wash., without additional charge, upon application to Conductor.

Optional Routes. Tickets reading via Northern Pacific Railway from points in or east of Montana to Portland, Oregon, or to points beyond, will be honored at option of passengers via the Northern Pacific Railway to Pasco or Spokane, thence via Spokane, Portland & Seattle Railway to Portland and vice versa. **All Round-Trip Tickets** from or to the following territory reading via Northern Pacific Railway to Spokane or Pasco, thence via Spokane, Portland and Seattle Railway to Portland, or via Portland to points beyond or the reverse, will be honored at option of passengers via Northern Pacific Railway through Seattle or Tacoma.

- (a) Tickets from or to points on the Northern Pacific Railway, Missoula, Montana, and East.
- (b) Tickets routed via Billings, Mont., from, to or via Chicago, St. Louis, Memphis or New Orleans.

The above arrangements do not apply on tickets to or from points in British Columbia or Washington.

Tickets reading via S. P. & S. Ry. from Spokane, Wash., to Pasco, Wash., or beyond, or vice versa, will be honored at option of passengers via Northern Pacific Railway between Spokane and Pasco.

Tickets reading via Northern Pacific Railway, Great Northern Railway or Union Pacific Railroad to or from any point, Seattle to Portland, inclusive, will be honored on trains of any of these railways on the joint line.

Tickets reading via Northern Pacific Ry., Minneapolis, St. Paul & Sault Ste. Marie Ry. or Great Northern Ry. between St. Paul-Minneapolis and Duluth-Superior will be honored on the trains of any of these lines.

Tickets reading via Northern Pacific Railway will be honored on buses of Northern Pacific Transport Company.

ADJUSTMENT OF FARES. In cases of misunderstanding with conductors or agents, passengers should pay fare required, take receipt and communicate with E.W. Englund, Auditor Passenger and Station Accounts, Northern Pacific Ry., St. Paul 1, Minn.

REDEMPTION OF TICKETS. Wholly unused tickets will be redeemed by selling agent. Unused or partly used tickets will be redeemed under tariff regulations on application to E.W. Englund, Auditor Passenger and Station Accounts, St. Paul 1, Minn.

STOPOVERS. On one-way tickets, stopovers will be allowed at all stations on the Northern Pacific Ry. within 30 days from date of sale upon application to Conductor. On round-trip tickets, stopovers will be allowed within limit of ticket.

FEDERAL TAX. A 10% Federal tax on rail and Pullman tickets is not included in fares quoted in this folder.

TELEGRAPH SERVICE. Western Union messages accepted at all stations.

BAGGAGE INFORMATION—

Only A Limited Amount Of Checked Baggage will be carried on North Coast Limited Trains 25 and 26. When practical, baggage should be checked in advance to insure prompt delivery.

Mark Your Baggage. All baggage should show name and permanent address of owner. Hand baggage in Pullmans is restricted to what can be conveniently placed in berth or seat occupied by passenger.

Baggage Maximums. Ordinarily 150 lbs. is free allowance for each adult ticket. No single piece of baggage exceeding 300 pounds in weight or exceeding \$2500.00 in value will be checked. Free allowances are subject to tariff stipulation as to contents, weight, value and size.

Baggage Insurance. A charge of twenty cents only is made for each hundred dollars value declared above \$100 for baggage checked for each adult passenger and above \$50 for each child traveling on half fare ticket. The limit of baggage which may be insured on a single ticket is \$2500.

A new form of policy insuring your baggage and personal effects from the beginning to the end of a journey anywhere in the world, may be purchased at principal offices of the Northern Pacific Ry. The coverage is very liberal and the rates are low. Minimum Premium Twenty-five Cents.

Baggage Information—Handling of Remains, Trains 25-26: Remains will be carried from Chicago only to the following points: Fargo, Billings, Butte, Missoula, Spokane, Pasco, Yakima, Seattle, Tacoma, Portland and other Pacific Coast destinations. No restrictions on Train No. 26 where scheduled to stop.

Limited Liability. Excess value of baggage must be declared and paid for at time of checking.

Liability for loss of baggage handled by Red Caps is limited to \$25.00 per bag or parcel unless greater value is declared in writing at the time of service and the charge of 10c per \$100 paid. No responsibility will be accepted for baggage handled by Red Caps of value in excess of \$500.00.

Bicycles (not motorcycles), baby carriages, dogs and guns are carried in baggage cars subject to tariff regulations.

LOST ARTICLES should be inquired for from the Manager, Baggage and Express Traffic, Northern Pacific Railway, St. Paul 1, Minn. No responsibility is assumed for unchecked articles left in stations or cars.

NOTE—This folder has been compiled with care, but may contain errors. Furthermore, it is sometimes necessary to change schedules without notice, trains shown are sometimes unavoidably delayed and connections missed. We hope none of our patrons will be inconvenienced by any of these causes, but the Railway Company will not be liable therefor.

INDEX TO STATIONS—Continued

Table No.	Altitude	Table No.	Altitude	Table No.	Altitude	Table No.	Altitude	Table No.	Altitude	Table No.	Altitude
Holker, Mont. 41	3860	Labelle, Minn. 1	1300	Manitoba Jct., Minn.	1, 18	Newlon, Mont. 31	1928	Plateau, Mont. 47	2995	Ste. Agathe, Man. 6a	6a
Homan, Wash. 219	219	Lacey, Wash. 59	183	New Rockford, N. D. 25	1207	New Rockford, N. D. 25	1533	Plaza, Wash. 51	2350	St. Clair, Wn. 18	136
Homestead, Mont. 4	6329	La Crose, Wis. 15	56	New Salem, N. D. 2	1157	New Salem, N. D. 2	2164	Pleasant View, Wash. 56	1435	St. Cloud, Minn. 1, 18	1027
Honeyfork, N. D. 18	892	Lake, Wash. 57	1206	New York Mills, Minn. 1	2903	New York Mills, Minn. 1	1413	Pluvius, Wash. 61	729	St. Helens, Ore. 66	105
Hood, Wash. 7	107	Lake Hubert, Minn. 16	1206	Nibbe, Mont. 31	2892	Nibbe, Mont. 31	2892	Plymouth, Wash. 7	290	St. Ignace, Mont. 45	10
Hooper, Wash. 7	1242	Lake Park, Minn. 1	1321	Nichols, Mont. 3	2556	Nichols, Mont. 3	2556	Pokegama, Wis. 13	694	St. J. Baptiste, Man. 15	18
Hope, Ida. 5	2075	Lakeview, Wash. 59	610	Nimrod, Mont. 4	3700	Nimrod, Mont. 4	3700	Polson, Mont. 45	2935	St. Joseph, Mo. 8	2640
Hoppers, Mont. 31	5153	Lake Williams, N. D. 24	1791	Ninon, Mont. 47	2991	Ninon, Mont. 47	2991	Pomona, Wash. 61	1148	St. Regis, Mont. 10	2847
Houquim, Wash. 59	11	Lalie, N. D. 25	1567	Norfolk, N. D. 2	2132	Norfolk, N. D. 2	2132	Pompey's Pillar, Mont. 3	2847	St. Paul, Minn. 1, 10	40
Horace, N. D. 918	918	Lamar, Wash. 56	843	North Alt. Mont. N. D. 2	4831	North Alt. Mont. N. D. 2	4831	Rony, Mont. 40	5443	St. Paul, Minn. 1, 10	40
Horton, Mont. 2	2401	Lamont, Wash. 7	1951	North Bend, Wash. 7	443	North Bend, Wash. 7	443	Sage, Wyo. 24, 25, 26	290	St. Regis, Mont. 10	2847
Hot Springs, Wash. 6	1532	La Moure, N. D. 22, 26	1309	No. Bonneville, Wash. 7	87	No. Bonneville, Wash. 7	87	Salem, Ore. 64, 67	163	St. Regis, Mont. 10	2847
Howing, Wash. 71	346	Lanry, Mont. 31	2509	North Branch, Minn. 10	899	North Branch, Minn. 10	899	Salmon, Idaho 46	5259	St. Regis, Mont. 10	2847
Howell, Ida. 51	2724	Lantz, Wash. 7	1600	Northdallas, Wash. 7	129	Northdallas, Wash. 7	129	Salters, Mont. 47	3371	St. Regis, Mont. 10	2847
Hoyt, Mont. 3	2124	Laporte, Minn. 16	1328	North Pine, Wash. 51	1428	North Pine, Wash. 51	1428	Sampson, Mont. 41	5259	St. Regis, Mont. 10	2847
Huff, N. D. 28	1655	Larson, Ida. 47	3485	North Plains, Ore. 189	189	North Plains, Ore. 189	189	Sanderson, Wyo. 2, 23	1447	St. Regis, Mont. 10	2847
Hugo, Minn. 10	937	Laurel, Mont. 3, 9, 33	3027	North River, Wash. 59b	749	North River, Wash. 59b	749	Sanders, Mont. 3	2603	St. Regis, Mont. 10	2847
Humphrey, Wash. 6	1206	Laurel, Mont. 3, 9, 33	3027	No. Prosser, Wash. 59b	749	No. Prosser, Wash. 59b	749	Sandpoint, Ida. 5	2092	St. Regis, Mont. 10	2847
Huntley, Mont. 3, 8	3025	Laurel, Mont. 3, 9, 33	3027	Noxon, Mont. 5	2129	Noxon, Mont. 5	2129	San Francisco, Wash. 44	1362	St. Regis, Mont. 10	2847
Huntsville, Wash. 56	1903	Laurel, Mont. 3, 9, 33	3027	Oakes, N. D. 20, 22, 26	1313	Oakes, N. D. 20, 22, 26	1313	Sanger, N. D. 29	1604	St. Regis, Mont. 10	2847
Hurdfield, N. D. 25	2023	Laurel, Mont. 3, 9, 33	3027	Oakdale, Wash. 51	2455	Oakdale, Wash. 51	2455	Sandwich, Wash. 6	2662	St. Regis, Mont. 10	2847
Huson, Mont. 47	3017	Laurel, Mont. 3, 9, 33	3027	Oak Lake, Minn. 11	1362	Oak Lake, Minn. 11	1362	Sappington, Mont. 4, 40	4190	St. Regis, Mont. 10	2847
Hyannis, Neb. 8	3732	Laurel, Mont. 3, 9, 33	3027	Oakville, Wash. 59	25	Oakville, Wash. 59	25	Sartell, Minn. 1	1019	St. Regis, Mont. 10	2847
Hysham, Mont. 3	2653	Laurel, Mont. 3, 9, 33	3027	O'Brien, Wash. 6a, 59	34	O'Brien, Wash. 6a, 59	34	Satsop, Wash. 59	38	St. Regis, Mont. 10	2847
Image, Wash. 71	47	Laurel, Mont. 3, 9, 33	3027	Odear, Wash. 50	1716	Odear, Wash. 50	1716	Satus, Wash. 6	676	St. Regis, Mont. 10	2847
Independence, N. D. 22	26	Laurel, Mont. 3, 9, 33	3027	Oden, Ida. 51	2122	Oden, Ida. 51	2122	Sawad, Mont. 31	1960	St. Regis, Mont. 10	2847
Inglewood, Wash. 57a	44	Laurel, Mont. 3, 9, 33	3027	Odessa, N. D. 28	2329	Odessa, N. D. 28	2329	Sawyer, Minn. 13	1317	St. Regis, Mont. 10	2847
Ino, Wis. 15	1086	Laurel, Mont. 3, 9, 33	3027	Olequa, Wash. (Ryderwood)	113	Olequa, Wash. (Ryderwood)	113	Sawyer, Wash. 59b	828	St. Regis, Mont. 10	2847
Intake, Mont. 51	2015	Laurel, Mont. 3, 9, 33	3027	Ollie, Mont. 30	3097	Ollie, Mont. 30	3097	Scanlon, Minn. 10	1146	St. Regis, Mont. 10	2847
Interbay, Wash. 57	13	Laurel, Mont. 3, 9, 33	3027	Olympia, Wash. 6a-59	1037	Olympia, Wash. 6a-59	1037	Schley, Mont. 5	3600	St. Regis, Mont. 10	2847
International Falls, Minn. 16	1116	Laurel, Mont. 3, 9, 33	3027	Omaha, Neb. 8	1137	Omaha, Neb. 8	1137	Schmidt, N. D. 28	1657	St. Regis, Mont. 10	2847
Iona, Mont. 2	2346	Laurel, Mont. 3, 9, 33	3027	Omaha, Neb. 8	1137	Omaha, Neb. 8	1137	Schrag, Wash. 1	1235	St. Regis, Mont. 10	2847
Iron River, Wis. 15	1096	Laurel, Mont. 3, 9, 33	3027	Oran, Wash. 50	30	Oran, Wash. 50	30	Scoria, N. D. 21	2497	St. Regis, Mont. 10	2847
Iron Rod, Mont. 47	1054	Laurel, Mont. 3, 9, 33	3027	Orland, Wash. 50	1019	Orland, Wash. 50	1019	Seaside, Wash. 6	18	St. Regis, Mont. 10	2847
Ironton, Minn. 17	1259	Laurel, Mont. 3, 9, 33	3027	Oriska, N. D. 2	1272	Oriska, N. D. 2	1272	Seattle, Wash. 6	66	St. Regis, Mont. 10	2847
Irvin, Wash. 5	1990	Laurel, Mont. 3, 9, 33	3027	Orting, Ida. 53	1019	Orting, Ida. 53	1019	Seattle, Wash. 6	66	St. Regis, Mont. 10	2847
Issaquah, Wash. 57a	97	Laurel, Mont. 3, 9, 33	3027	Orting, Wash. 53	191	Orting, Wash. 53	191	Sedro-Woolley, Wn. 5a, 56	13	St. Regis, Mont. 10	2847
Jacobson, Wash. 54	1198	Laurel, Mont. 3, 9, 33	3027	Oso, Wash. 57a	197	Oso, Wash. 57a	197	Selah, Wash. 6	1099	St. Regis, Mont. 10	2847
Jacques, Ida. 52	1387	Laurel, Mont. 3, 9, 33	3027	Ostrander, Wash. 6	2072	Ostrander, Wash. 6	2072	Selleck, Wash. 1	1054	St. Regis, Mont. 10	2847
Jamestown, N. D. 2, 13, 24, 25, 26	1414	Laurel, Mont. 3, 9, 33	3027	Otis Orchards, Wash. 5	771	Otis Orchards, Wash. 5	771	Selkirk, Wash. 6	2972	St. Regis, Mont. 10	2847
Janet, N. D. 201	1345	Laurel, Mont. 3, 9, 33	3027	Outlook, Wash. 59b	2295	Outlook, Wash. 59b	2295	Sentinel Butte, N. D. 2	2717	St. Regis, Mont. 10	2847
Jenkins, Minn. 16	1268	Laurel, Mont. 3, 9, 33	3027	Owens, Mont. 31	2295	Owens, Mont. 31	2295	Seward, Neb. 8	8	St. Regis, Mont. 10	2847
Jens, Mont. 41	4109	Laurel, Mont. 3, 9, 33	3027	Pablo, Mont. 45	3088	Pablo, Mont. 45	3088	Shano, Wash. 50	1227	St. Regis, Mont. 10	2847
Jessie, N. D. 23	1467	Laurel, Mont. 3, 9, 33	3027	Pacific Beach, 601	40	Pacific Beach, 601	40	Shaw, Wash. 54	925	St. Regis, Mont. 10	2847
Johnson, Wash. 51	2627	Laurel, Mont. 3, 9, 33	3027	Packwood, Wash. 56	1085	Packwood, Wash. 56	1085	Shelton, N. D. 59	13	St. Regis, Mont. 10	2847
Johnstown, N. D. 18	872	Laurel, Mont. 3, 9, 33	3027	Paha, Wash. 5	1569	Paha, Wash. 5	1569	Shelton, Wash. 57	429	St. Regis, Mont. 10	2847
Joliette, N. D. 18	795	Laurel, Mont. 3, 9, 33	3027	Palmer, Wash. 5	880	Palmer, Wash. 5	880	Shemont, Wash. 57	429	St. Regis, Mont. 10	2847
Joliet, Mont. 33	3726	Laurel, Mont. 3, 9, 33	3027	Palmer, Wash. 5	880	Palmer, Wash. 5	880	Shepherd, N. D. 23	1427	St. Regis, Mont. 10	2847
Joppa, Mont. 25	2457	Laurel, Mont. 3, 9, 33	3027	Paradise, Wash. 5	2432	Paradise, Wash. 5	2432	Sheridan, Mont. 4	5061	St. Regis, Mont. 10	2847
Josephine, N. D. 25	1542	Laurel, Mont. 3, 9, 33	3027	Parde, Ida. 53	1132	Parde, Ida. 53	1132	Sheridan, Wyo. 37	3738	St. Regis, Mont. 10	2847
Jud, N. D. 22	1737	Laurel, Mont. 3, 9, 33	3027	Paradise, Mont. 5	2487	Paradise, Mont. 5	2487	Shirley, N. D. 23	1427	St. Regis, Mont. 10	2847
Judson, N. D. 2	1951	Laurel, Mont. 3, 9, 33	3027	Park, Wash. 57	319	Park, Wash. 57	319	Shirley, N. D. 23	1427	St. Regis, Mont. 10	2847
Juliaetta, Ida. 51	1075	Laurel, Mont. 3, 9, 33	3027	Park City, Mont. 3	3397	Park City, Mont. 3	3397	Shirley, N. D. 23	1427	St. Regis, Mont. 10	2847
Junta City, Ore. 323	323	Laurel, Mont. 3, 9, 33	3027	Parker, Wash. 6	924	Parker, Wash. 6	924	Shirley, N. D. 23	1427	St. Regis, Mont. 10	2847
Kahlotus, Wash. 7	890	Laurel, Mont. 3, 9, 33	3027	Parkhurst, N. D. 25	1947	Parkhurst, N. D. 25	1947	Shirley, N. D. 23	1427	St. Regis, Mont. 10	2847
Kalama, Wash. 6a	20	Laurel, Mont. 3, 9, 33	3027	Parkwater, Wash. 51	1947	Parkwater, Wash. 51	1947	Shirley, N. D. 23	1427	St. Regis, Mont. 10	2847
Kalispell, Mont. 45	1188	Laurel, Mont. 3, 9, 33	3027	Parco, Wash. 5, 6, 7, 13, 14, 49, 56, 60a	380	Parco, Wash. 5, 6, 7, 13, 14, 49, 56, 60a	380	Shirley, N. D. 23	1427	St. Regis, Mont. 10	2847
Kamiah, Ida. 53	1188	Laurel, Mont. 3, 9, 33	3027	Paterson, Wash. 54	1016	Paterson, Wash. 54	1016	Shirley, N. D. 23	1427	St. Regis, Mont. 10	2847
Kamm, Mont. 3	848	Laurel, Mont. 3, 9, 33	3027	Peak, N. D. 2	1412	Peak, N. D. 2	1412	Shirley, N. D. 23	1427	St. Regis, Mont. 10	2847
Kanaskat, Wash. 1	960	Laurel, Mont. 3, 9, 33	3027	Peak, Idaho 53	955	Peak, Idaho 53	955	Shirley, N. D. 23	1427	St. Regis, Mont. 10	2847
Kankel Jct., Wash. 1	960	Laurel, Mont. 3, 9, 33	3027	Peell, Wash. 61	412	Peell, Wash. 61	412	Shirley, N. D. 23	1427	St. Regis, Mont. 10	2847
Kankel, Minn. 18	932	Laurel, Mont. 3, 9, 33	3027	Pedigo, Wash. 61	721	Pedigo, Wash. 61	721	Shirley, N. D. 23	1427	St. Regis, Mont. 10	2847
Kansas City, Mo. 8	1750	Laurel, Mont. 3, 9, 33	3027	Penabank, N. D. 18	189	Penabank, N. D. 18	189	Shirley, N. D. 23	1427	St. Regis, Mont. 10	2847
Kathryn, N. D. 21	1219	Laurel, Mont. 3, 9, 33	3027	Penawalla, Wash. 52	613	Penawalla, Wash. 52	613	Shirley, N. D. 23	1427	St. Regis, Mont. 10	2847
Keith, Wash. 126	1364	Laurel, Mont. 3, 9, 33	3027	Pendleton, Ore. 49	1053	Pendleton, Ore. 49	1053	Shirley, N. D. 23	1427	St. Regis, Mont. 10	2847
Kelliher, Minn. 16	1364	Laurel, Mont. 3, 9, 33	3027	Peoria, Ill. 8	1280	Peoria, Ill. 8	1280	Shirley, N. D. 23	1427	St. Regis, Mont. 10	2847
Kellogg, N. D. 18	828	Laurel, Mont. 3, 9, 33	3027	Perry, Wash. 56a	525	Perry, Wash. 56a	525	Shirley, N. D. 23	1427	St. Regis, Mont. 10	2847
Kelly, N. D. 18	842	Laurel, Mont. 3, 9, 33	3027	Perritbone, N							

The Vista-Dome NORTH COAST LIMITED—Transcontinental Streamliner

SCHEDULE

No. 25—Daily—West Example of Daily Service		Miles	Completely Air-Conditioned, Wire-Recorded Music, Controlled Radio Reception, Stewardess-Nurse Service	No. 26—Daily—East Example of Daily Service	
Central Time					
Sunday	12 10 pm	0	Lv. CHICAGO (C. B. & Q.) Ar.	1 45 pm	Tuesday
"	6 55 pm	427	Ar. ST. PAUL Lv.	7 00 am	"
"	7 15 pm	0	Lv. ST. PAUL, via N. P. Ry. Ar.	6 40 am	"
"	7 40 pm	11	Ar. MINNEAPOLIS Lv.	6 15 am	"
"	7 45 pm	11	Lv. MINNEAPOLIS Ar.	6 10 am	"
"	6 05 pm	0	Lv. DULUTH Ar.	7 30 am	Tuesday
"	6 16 pm	4	Lv. SUPERIOR Ar.	7 14 am	"
Sunday	11 50 pm	252	Ar. Fargo Ar.	1 42 am	Tuesday
Monday	1 26 am	344	Ar. Jamestown Lv.	12 07 am	"
"	3 10 am	446	Ar. Bismarck Lv.	10 20 pm	Monday
Mountain Time					
"	2 25 am	451	Ar. Mandan Ar.	9 04 pm	"
"	4 12 am	552	Ar. Dickinson Lv.	7 19 pm	"
"	6 07 am	657	Ar. Glendive Lv.	5 19 pm	"
"	7 32 am	736	Ar. Miles City Lv.	3 48 pm	"
"	8 29 am	781	Ar. Forsyth Lv.	2 59 pm	"
"	10 18 am	883	Ar. Billings Lv.	1 13 pm	"
Monday	12 23 pm	999	Ar. Livingston Lv.	11 06 am	Monday
"	a 2 30 pm		Ar. Gardiner Lv.	a 9 05 am	"
Yellowstone Park					
"	a 9 05 am		Lv. Gardiner Ar.	a 2 30 pm	"
Monday	1 19 pm	1023	Ar. Bozeman Lv.	10 11 am	Monday
"	3 20 pm	1121	Ar. Helena Lv.	7 40 am	"
"	3 44 pm	1118	Ar. Butte Lv.	7 45 am	"
"	6 08 pm	1238	Ar. Missoula Lv.	5 18 am	"
Pacific Time					
"	10 45 pm	1496	Ar. Spokane Lv.	10 45 pm	Sunday
Tuesday	1 33 am	1462	Ar. PASCO via N. P. Ry. Lv.	7 50 pm	"
"	3 37 am	1731	Ar. YAKIMA Lv.	5 50 pm	"
"	4 37 am	1768	Ar. ELLENSBURG Lv.	4 45 pm	"
"	7 50 am	1892	Ar. SEATTLE (King St. Sta.) Lv.	1 30 pm	"
"	b 7 50 am	1889	Ar. TACOMA Lv.	b 1 15 pm	Sunday

Spokane-Portland

Monday	10 53 pm	0	Lv. . . Spokane (N. P. Ry.) . . . Ar.	10 38 pm	Sunday
Tuesday	2 55 am	146	Lv. . . Pasco (S. P. & S. Ry.) . . Ar.	7 10 pm	"
"	7 15 am	379	Ar. Portland Lv.	3 00 pm	"

California Via Puget Sound

458 Daily		408 Daily		402 Daily		Pacific Time		401 Daily		457 Daily	
Tu.	5 00	Tu.	12 30	Tu.	11 45	Lv. Seattle Ar.			6 00	Su.	1 00
Tu.	6 02	Tu.	1 26	We.	1 15	Lv. Tacoma Ar.			4 15	Su.	12 01
Tu.	9 15	Tu.	4 30	We.	6 05	Ar. Portland Lv.			11 45	Sa.	9 00

19 Daily		11 Daily		9 Daily		Southern Pacific		20 Daily		10 Daily		12 Daily	
Tu.	10 15	Tu.	4 45	Tu.	7 45	Lv. Portland Ar.			7 55	Sa.	11 25	Su.	8 15
We.	7 35	We.	8 35	Tu.	10 55	Ar. Oakland Pier Lv.			8 10	Fri.	7 50	Su.	4 38
We.	8 25	We.	9 10	Tu.	11 30	Ar. San Francisco . . . Lv.			7 25	Fri.	7 15	Sa.	4 00
Th.	10 40	We.	7 00	We.	10 40	Ar. Los Angeles Lv.			6 10	Fri.	6 00	Sa.	6 10

a—During Park Season, June 16 to Sept. 4 b—Connection is bus operated.

EQUIPMENT

TRAIN No. 25 (Westbound) (Operates via Butte)
Observation Lounge Sleeping Car—
 Chicago to Seattle, 4 Double Bedrooms, 1 Compartment, Lounge-Buffer, Radio. (Car 259.)
 Pasco to Portland, via S. P. & S.

Pullman Standard Sleeping Cars—
 Chicago to Portland, Vista-Dome, 4 Double Bedrooms, 4 Duplex Single Rooms, 4 Roomettes. (Car 258.) (Via S. P. & S. Ry. Pasco to Portland.) (Operates daily after May 31.)
 Chicago to Portland, 8 Duplex Roomettes, 1 Compartment, 3 Double Bedrooms, 6 Roomettes. (Car 257.) (S. P. & S. Ry. Pasco to Portland.)
 Chicago to Seattle, Vista-Dome, 4 Double Bedrooms, 4 Duplex Single Rooms, 4 Roomettes. (Car 256.)
 Chicago to Seattle, 6 Roomettes, 4 Double Bedrooms, 8 Duplex Roomettes. (Car 255.)

Dining Car—
 Chicago to Seattle. Pasco to Portland, via S. P. & S. (For detail of meal prices and sample menus, see Page 4.)

Vista-Dome Reclining Chair Coaches (Leg rests).
 Chicago to Portland. (Car C-252.)
 (Via S. P. & S. Ry. Pasco to Portland.)
 Chicago to Seattle. (Car C-250.)
 Seats in Dome sections are not reserved. All other seats are reserved, at no additional cost.

Reclining Chair Coaches—(Leg rests)
 All seats reserved at no additional charge.
 Chicago to Seattle (Car C-251, Car C-253.)
 Pasco to Portland, 60 Seat (To and from Spokane) (Via S. P. & S. train No. 1 Pasco to Portland.)

Lewis & Clark Traveller's Rest Buffet-Lounge—
 Chicago to Seattle. Featuring select and a la carte meals, snacks and beverages.

TRAIN No. 26 (Eastbound) (Operates via Butte)
Observation Lounge Sleeping Car—
 Seattle to Chicago, 4 Double Bedrooms, 1 Compartment, Lounge-Buffer, Radio. (Car 269.)
 Portland to Pasco, via S. P. & S.

Pullman Standard Sleeping Cars—
 Portland to Chicago, Vista-Dome, 4 Double Bedrooms, 4 Duplex Single Rooms, 4 Roomettes. (Via S. P. & S. Ry. Portland to Pasco.) (Car 268.) (Operates daily after May 31.)
 Portland to Chicago, 8 Duplex Roomettes, 1 Compartment, 3 Double Bedrooms, 6 Roomettes. (Via S. P. & S. Ry. Portland to Pasco.) (Car 267.)
 Seattle to Chicago, Vista-Dome, 4 Double Bedrooms, 4 Duplex Single Rooms, 4 Roomettes. (Car 266.)
 Seattle to Chicago, 6 Roomettes, 4 Double Bedrooms, 8 Duplex Roomettes. (Car 265.)

Dining Car—
 Seattle to Chicago. Portland to Pasco, via S. P. & S. (For detail of meal prices and sample menus, see Page 4.)

Vista-Dome Reclining Chair Coaches (Leg rests).
 Portland to Chicago. (Car C-262.)
 (Via S. P. & S. Portland to Pasco.)
 Seattle to Chicago. (Car C-260.)
 Seats in Dome sections are not reserved. All other seats are reserved at no additional cost.

Reclining Chair Coaches—(Leg rests).
 All seats reserved at no additional charge.
 Seattle to Chicago (Car C-261, Car C-263.)
 Portland to Pasco, 60 Seat (To and from Spokane) (Via S. P. & S. No. 2).

Lewis & Clark Traveller's Rest Buffet-Lounge—
 Seattle to Chicago. Featuring select and a la carte meals, snacks and beverages.



Stewardess-Nurse Service . . .
Exciting Lewis and Clark Traveller's Rest
Buffet-Lounge Car . . .

EXTRAS on the VISTA-DOME

NORTH COAST LIMITED

The Mainstreeter—Transcontinental Schedules and Equipment

SCHEDULE

No. 1 Daily—West Example of Daily Service		Miles		Miles	No. 2 Daily—East Example of Daily Service	
Su.	10 30 PM	0	Lv CHICAGO(C.B.&O.)	Central Time	Ar	7 15 AM
Mo.	8 40 AM	427	Lv ST. PAUL, via N. P. Ry.	Central Time	Ar	10 15 PM
"	9 15 AM	11	Lv MINNEAPOLIS	Central Time	Ar	9 42 "
"	7 25 AM	0	Lv DULUTH	Central Time	Ar	10 55 PM
"	7 39 "	4	Lv SUPERIOR	Central Time	Ar	10 34 "
"	11 51 AM	141	Lv Staples	Central Time	Ar	6 55 PM
"	2 20 PM	252	Ar Fargo	Central Time	Ar	4 15 "
"	4 20 "	344	Ar Jamestown	Central Time	Ar	2 25 "
"	6 20 "	446	Ar Bismarck	Central Time	Ar	12 38 "
"	5 47 "	451	Ar Mandan	Mountain Time	Ar	11 13 AM
"	8 05 "	552	Ar Dickinson	Mountain Time	Ar	9 06 "
"	10 28 "	657	Ar Glendive	Mountain Time	Ar	6 56 "
Tu.	12 35 AM	736	Ar Miles City	Mountain Time	Ar	4 51 "
"	1 40 "	781	Ar Forsyth	Mountain Time	Ar	3 47 "
"	3 58 "	883	Ar Billings	Mountain Time	Ar	1 48 "
Tu.	a9 15 AM	942	Ar Red Lodge	Mountain Time	Ar	a4 45 PM
Tu.	7 00 AM	999	Ar Livingston	Mountain Time	Ar	11 08 PM
Tu.	a9 00 AM	1053	Ar Gardiner (Yell. Park)	Mountain Time	Ar	a7 30 PM
Tu.	11 15 AM	1121	Ar Helena	Mountain Time	Ar	7 00 PM
Tu.	11 10 AM	1118	Ar Butte	Mountain Time	Ar	6 35 PM
Tu.	3 20 PM	1238	Ar Missoula	Mountain Time	Ar	3 10 PM
"	7 32 "	1456	Ar Athol	Pacific Time	Ar	9 03 AM
"	8 25 "	1496	Ar Spokane	Pacific Time	Ar	8 18 "
"	8 50 "	1496	Lv Spokane	Pacific Time	Ar	7 58 "
Wd.	6 00 AM	1876	Ar PORTLAND, via S.P. & S.Ry.	Pacific Time	Ar	9 45 PM
Wd.	12 01 AM	1642	Ar PASCO, via N. P. Ry.	Pacific Time	Ar	4 50 AM
"	2 25 "	1731	Ar YAKIMA	Pacific Time	Ar	2 25 "
"	3 47 "	1768	Ar ELLENBURG	Pacific Time	Ar	1 11 "
"	7 40 "	1892	Ar SEATTLE	Pacific Time	Ar	9 40 PM
"	a7 30 "	1889	Ar TACOMA	Pacific Time	Ar	a9 10 "

PUGET SOUND—MISSISSIPPI VALLEY

29-1 Example of Daily Service		43-1 Example of Daily Service		Via C. B. & Q. R.— N. P. Ry. Central Time		2-42-20 Example of Daily Service		26-30 Example of Daily Service	
.....	Sun.	6 30 PM	Lv Kansas City	Ar	1 10 PM	Wed.
.....	Sun.	10 20 PM	Lv Omaha	Ar	8 30 AM	Wed.
.....	Mon.	12 25 AM	Lv Lincoln	Ar	7 00 AM	Wed.
.....	Mon.	7 15 PM	Ar Billings	Lv	11 00 AM	Tues.
Sun.	9 40 PM	Lv Denver	Ar	7 15 AM	Tues.
Mon.	1 59 AM	Lv Cheyenne	Ar	3 35 AM	Tues.
Mon.	8 15 AM	Lv Casper	Ar	9 35 PM	Mon.
Mon.	5 20 PM	Ar Billings	Lv	1 15 PM	Mon.
Tues.	4 23 AM	Tues.	4 23 AM	Lv Billings	Ar	1 23 AM	Tues.	1 06 PM	Mon.
Tues.	7 00 AM	Tues.	7 00 AM	Ar Livingston	Lv	11 08 PM	Mon.	11 06 AM	Mon.
Tues.	11 15 AM	Tues.	11 15 AM	Ar Helena	Lv	7 00 PM	Mon.	7 40 AM	Mon.
Tues.	11 10 AM	Tues.	11 10 AM	Ar Butte	Lv	6 35 PM	Mon.	7 45 AM	Mon.
Tues.	8 25 PM	Tues.	8 25 PM	Ar Spokane	Lv	8 18 AM	Mon.	10 45 PM	Sun.
Wed.	6 00 AM	Wed.	6 00 AM	Ar Portland (S.P.S.)	Lv	9 45 PM	Sun.	3 00 PM	Sun.
Wed.	7 40 AM	Wed.	7 40 AM	Ar Seattle	Lv	9 40 PM	Sun.	1 30 PM	Sun.
Wed.	a7 30 AM	Wed.	a7 30 AM	Ar Tacoma	Lv	a9 10 PM	Sun.	a1 15 PM	Sun.

YELLOWSTONE PARK SERVICE FROM CHICAGO

Mainstreeter Example of Daily Trains		During Park Season		Mainstreeter Example of Daily Trains	
Su.	10 30pm	Lv CHICAGO	Central Time	Ar	7 15am
Mo.	8 40am	Lv ST. PAUL	Central Time	Ar	10 15pm
Mo.	9 15am	Lv MINNEAPOLIS	Central Time	Ar	9 42pm
Tu.	3 58am	Ar BILLINGS	Central Time	Lv	1 45am
Tu.	a 9 15am	Ar RED LODGE	Central Time	Lv	a 4 45pm
Tu.	a 12 45pm	Ar CODY	Central Time	Lv	a 7 45pm
Tu.	7 00am	Ar LIVINGSTON	Central Time	Lv	11 08pm
Tu.	a 7 20am	Lv LIVINGSTON	Central Time	Ar	a 9 00pm
Tu.	a 9 00am	Ar GARDINER (Yellowstone Park)	Central Time	Lv	a 7 30pm

YELLOWSTONE SERVICE FROM PACIFIC COAST

No. 2 Example of Daily Trains		During Park Season		No. 1 Example of Daily Trains	
Su.	9 40pm	Lv SEATTLE	Central Time	Ar	7 40am
Su.	9 10pm	Lv TACOMA	Central Time	Ar	7 30am
Su.	9 45pm	Lv PORTLAND	(Via S. P. & S.)	Ar	6 00am
Mo.	8 18am	Lv SPOKANE	Central Time	Ar	8 25pm
Mo.	6 25pm	Ar BUTTE	Central Time	Lv	11 30am
Mo.	6 45pm	Ar HELENA	Central Time	Lv	7 00pm
Mo.	10 43pm	Ar LIVINGSTON	Central Time	Lv	7 25am
Tu.	a 9 00am	Ar GARDINER (Yellowstone Park)	Central Time	Lv	a 7 30pm

EQUIPMENT

TRAIN No. 1 (Westbound) (Operates via Helena)

Pullman Standard Sleeping Cars—

Chicago to Seattle, 8 Duplex Roomettes, 1 Compartment, 3 Double Bedrooms, 6 Roomettes. (Car 105.)
St. Paul to Seattle, 8 Duplex Roomette, 6 Roomette, 3 Double Bedroom, 1 Compartment. (Car 106.) (Daily after June 15.)
Spokane to Portland, Sleeper, Lounge-Buffer. (Car 30.) (Via S. P. & S Ry.) At Spokane through passengers will make station to station taxicab transfer at no additional cost.

Dining Car—St. Paul to Pasco.

(For detail of meal prices and sample menus, see Page 4.)

Holiday Lounge—Luxurious new Lounge Car.

St. Paul to Seattle Lounge section with snack and beverage service, open to all passengers.

Reclining Chair Coaches—Chicago to Seattle. Pasco to Seattle.

St. Paul to Winnipeg (No. 13 from Manitoba Junction).
St. Paul to Portland (via S. P. & S. Ry. Pasco to Portland).

TRAIN No. 2 (Eastbound) (Operates via Helena)

Pullman Standard Sleeping Cars—

Seattle to Chicago. (Car 205.) 8 Duplex Roomettes, 1 Compartment, 3 Double Bedrooms, 6 Roomettes.
Seattle to St. Paul, 8 Duplex Roomette, 6 Roomette, 3 Double Bedroom, 1 Compartment. (Car 206.) (Daily after June 15.)
Portland to Spokane, Sleeper, Lounge-Buffer. (Car 40.) (Via S. P. & S. Ry.) At Spokane through passengers will make station to station taxicab transfer at no additional cost.

Dining Car—Pasco to St. Paul.

(For detail of meal prices and sample menus, see Page 4.)

Holiday Lounge—Luxurious new Lounge Car.

Seattle to St. Paul. Lounge section with snack and beverage service, open to all passengers.

Reclining Chair Coaches—Seattle to Chicago. Seattle to Pasco.

Winnipeg to St. Paul. (On No. 14 to Manitoba Junction).
Portland to St. Paul. (Via S. P. & S. Ry. Portland to Pasco.)

TRAINS Nos. 42-43 (via C. B. & Q.)

Pullman Standard Sleeping Cars—

Billings and Omaha, 8 Sections, 5 Double Bedrooms (420 eastbound, 430 westbound).

Dining Car—Dinner—southbound.

Breakfast and lunch—northbound.

Reclining Chair Coach—Between Billings-Lincoln-Kansas City.

Nos. 29 and 30 (via C. B. & Q.)

Pullman Standard Sleeping Car—

Between Billings and Denver, Sections, Bedrooms, Compartment (SB Car, 305; NB Car 291).

Reclining Chair Coach—

Between Billings and Denver.

a—Connection is bus operated. Park Season, June 16-Sept. 4, 1958.

†Daily, except Sunday.

All Regularly Assigned Cars Are Air-Conditioned.

Equipment of Principal Local Trains

WEST BOUND

TRAIN No. 3

No. 3—From St. Paul to Glendive—Daily except Saturday—(See Tables No. 1 and 2)

Reclining Seat Coach:—
St. Paul-Minneapolis to Glendive.

No. 5—From Spokane to Seattle—Daily (See Table 5)

Coffee Shop-Reclining Seat Coach:—Spokane to Seattle.

Reclining Seat Coaches:—Spokane to Seattle.
Pasco to Portland. Via S. P. & S.

No. 3-11—From St. Paul to International Falls—Daily (See Table 16)
Pullman Standard Sleeping Car:—St. Paul-Minneapolis to International Falls—6 Section, 6 Double Bedroom. (111). (Operated daily May 15 thru October 1.)

Reclining Seat Coach:—St. Paul-Minneapolis, Brainerd and International Falls.

No. 1-13—St. Paul to Winnipeg (See Table 18)

Reclining Seat Coach:—
St. Paul to Winnipeg (on No. 1 to Manitoba Jct.; No. 13 to Winnipeg).

No. 55—Motor Train—Daily (See Table 13)

New Stainless Steel, Lightweight Reclining Seat Coach:—(Foot rests).
Duluth to Staples.

No. 57—Rail Diesel Car—Daily (See Table 13)

New Stainless Steel, Lightweight Coach:—Duluth to Staples.

Soo 62—Daily (See Table 10)

Reclining Seat Coaches:—Minneapolis-St. Paul to Superior-Duluth.

G. N. No. 20—Daily (See Table 10)

Parlor-Lounge Car, Reclining Seat Coaches:—
St. Paul-Minneapolis to Superior-Duluth.

G. N. No. 24—Daily (See Table 10)

Reclining Seat Coaches:—
St. Paul-Minneapolis to Superior-Duluth.

N. P. 66—Daily (See Table 10)

Reclining Seat Coaches:—Minneapolis-St. Paul to Superior-Duluth.

No. 311—Rail Diesel Car—Daily (See Table 51)

New Stainless Steel, Lightweight Coach:—Spokane to Lewiston.

No. 402—Seattle-Tacoma-Portland—Daily (See Table 6A)

Pullman Standard Sleeping Car:—
Seattle to Portland, 8 Duplex Roomette, 6 Roomette, 3 Double Bedroom, 1 Compartment (4023).
Occupancy at 9:30 p. m. passengers may remain in sleeping cars at Portland until 7:30 a. m.

Reclining Seat Coaches:—Seattle to Portland.

No. 408—Seattle-Tacoma-Portland—Daily (See Table 6A)

Pullman Standard Sleeping Cars:—Seattle to San Francisco (from Portland on S. P. No. 11). Roomettes, Double Bedrooms, Drawing Rooms and Compartments (3 cars 113, 114, 115)

Parlor Bar Lounge Car (N. P.)—Seattle to Portland. (Railway owned) (4080).

Dining Car—Seattle to Portland.

Reclining Seat Coaches:—Seattle to Portland.

No. 458—Seattle-Tacoma-Portland—Daily (See Table 6A)

Parlor Car (Railway owned), Dining Car, Reclining Seat Coaches—Seattle to Portland.

No. 460—Seattle-Tacoma-Portland—Daily (See Table 6A)

Parlor-Lounge Car (Railway owned), Reclining Seat Coaches:—Seattle to Portland. Sandwiches and refreshments by train sales service.

All Regularly Assigned Cars are Air-Conditioned.

EAST BOUND

TRAIN No. 4

No. 4—From Glendive to St. Paul—Daily except Sunday—(See Tables No. 1 and 2)

Reclining Seat Coach:—Glendive to Minneapolis-St. Paul

No. 6—Seattle to Spokane—Daily—(See Table No. 6)

Coffee Shop-Reclining Seat Coach:—Seattle to Spokane.

Reclining Seat Coaches—Seattle to Spokane. Portland to Pasco (via S. P. & S.)

No. 12-4—From International Falls to Minneapolis-St. Paul—

Daily (See Table 16)

Pullman Standard Sleeping Car:—International Falls to Minneapolis-St. Paul. (6 Section, 6 Double Bedroom.) (121). (Operated daily May 15 through October 1.)

Reclining Seat Coach:—International Falls to Minneapolis-St. Paul.

No. 14-2—Winnipeg to St. Paul (See Table 18)

Reclining Seat Coach:—
Winnipeg to Minneapolis-St. Paul (on No. 14 to Manitoba Jct. thence No. 2)

No. 56—Motor Train—Daily (See Table 13)

New Stainless Steel, Lightweight Reclining Seat Coach:—(Foot rests).
Staples to Duluth.

No. 58—Rail Diesel Car—Daily (See Table 13)

New Stainless Steel, Lightweight Coach:—Staples to Duluth.

Soo 63—Daily (See Table 10)

Reclining Seat Coaches:—Duluth to St. Paul-Minneapolis.

G. N. No. 19—Daily (See Table 10)

Parlor-Lounge Car, Reclining Seat Coaches:—
Duluth-Superior to Minneapolis-St. Paul.

G. N. No. 23—Daily (See Table 10)

Reclining Seat Coaches:—Duluth-Superior to Minneapolis-St. Paul.

N. P. 65—Daily (See Table 10)

Reclining Seat Coaches:—Duluth-Superior to St. Paul-Minneapolis.

No. 314—Rail Diesel Car—Daily (See Table 51)

New Stainless Steel, Lightweight Coach:—Lewiston to Spokane.

No. 401—Portland-Tacoma-Seattle—Daily (See Table 6A)

Pullman Standard Sleeping Cars:—
Portland to Seattle, 8 Duplex Roomette, 6 Roomette, 3 Double Bedroom, 1 Compartment (4013).

Passengers may remain in sleeping cars at Seattle until 7:30 a. m.

Reclining Seat Coaches:—Portland to Seattle.

No. 407—Portland-Tacoma-Seattle—Daily (See Table 6A)

Parlor Bar Lounge Car (N. P.)—Portland to Seattle. (Railway owned) (4070).
Dining Car—Portland to Seattle.

Reclining Seat Coaches:—Portland to Seattle.

No. 457—Portland-Tacoma-Seattle—Daily (See Table 6A)

Pullman Standard Sleeping Car:—San Francisco to Seattle (3 cars) (to Portland on S. P. No. 12). Roomettes, Double Bedrooms, Drawing Rooms and Compartments. (123, 124, 125.)

Parlor Car (Railway owned), Dining Car, Reclining Seat Coaches:—Portland to Seattle.

No. 459—Portland-Tacoma-Seattle—Daily (See Table 6A)

Parlor-Lounge Car (Railway owned), Reclining Seat Coaches:—Portland to Seattle. Sandwiches and refreshments by train sales service.

All Regularly Assigned Cars are Air-Conditioned.

Trains not shown carry Coach Equipment only.



Northern Pacific Railway



Transcontinental Train Schedules

WEST—READ DOWN

For altitudes at various points, see Index to Stations on pages 2, 3 and 4.

Pullman Lounge Seats Will Not Be Reserved

Seats in the Pullman observation-lounge on the rear of the North Coast Limited are for the exclusive use of passengers holding standard sleeping car tickets. Therefore, no seat space will be sold in the lounge.

111 Ex. Su. AM	7 25	6 05	7 25	6 05	0
5 30	11 51	12 15	11 51	9 56	141
5 40				148	
5 50	12 12	12 48	12 12	152	
6 00		12 54		159	
To Oakes, Wahpeton	12 36	1 08	12 36	164	
See Table No. 20	1 00	1 48	1 00	172	
		2 09		182	
		2 25		193	
		2 42		203	
		2 53		210	
123 Daily PM	1 30		1 30	216	
				222	
5 24				224	
5 30		3 03		228	
5 40				234	
5 52		3 31		242	
6 02		3 48		247	
6 10		3 56		251	
6 15		4 10		252	
				252	
7 20		4 30		255	
7 33		4 47		264	
7 50				267	
7 56				272	
8 10		4 58			

MAIN LINE TABLE 1

Central Time

Burlington Route	
Lv Chicago (UNION STATION) Ar	1 45
" Aurora	12 55
" Savanna	11 19
" East Dubuque	10 35
" Prairie du Chien	9 50
" LaCrosse	9 04
" Winona	8 38
Ar St. Paul (R)	7 00

Northern Pacific Railway

Lv St. Paul	10, 12, 16, 18, 19	Ar	6 40	10 15
Ar Minneapolis	10, 12	Lv	6 15	9 50
Lv Minneapolis	16, 18, 19	Ar	6 10	9 42

CITY OF LAKES AND WHEAT	
" Anoka	5 59
" Dayton	5 59
" Elk River	5 39
FATHER HENNEPIN HERE 1680	
" Big Lake	5 25
" Becker	5 05
" Clear Lake	4 51
" St. Cloud 18	4 23
" Sauk Rapids	4 14
" Sartell	4 08
" Rice	3 54
" Royalton	3 42
Ar Little Falls 16, 18, 19	3 20
" Randall	2 48
" Cushing	2 40
" Lincoln	2 33
" Philbrook	2 25
Ar Staples 13, 18, 20, 21	2 18

Lv Duluth	7 30	10 55	7 30
Lv Superior 13	7 14	10 34	7 14
Ar Staples	3 50	7 05	3 50
Lv Staples	3 44	6 55	3 44
" Aldrich	1 46		
" Verndale	1 40		
" Wadena 18, 20	6 31	1 28	
" Bluffton	1 12		
" New York Mills	12 59		
" Perham	6 00	12 44	
" Frazee	12 30		
" Detroit Lakes 13, 18	5 37	12 17	
" Audubon	12 02		
" Lake Park	11 53		
" Dale			
Ar Manitoba Jct. 18	5 07		

TRAINS NORTH TO WINNIPEG

Lv Manitoba Jct. 18	Ar	5 07	
Ar Hawley	Lv	11 35	1 16
" Muskoda	"	12 55	1 04
" Glyndon	"	11 11	12 42
" Dilworth	"	4 38	11 01
" Moorhead, Minn.	"	4 25	10 45
Ar Fargo, N. D. 13, 18, 21, 22	Lv	4 22	10 40
RED RIVER VALLEY			
Lv Fargo (R)	Ar	1 42	4 15
" West Fargo	"		10 00
" Mapleton	"		9 52
" Nopak	"		
" Casselton 21	Lv		9 44

EAST—READ UP

26 North Coast Limited Daily	2-48 Main Streeter Daily	22 Daily	22 Daily	48 Daily
PM	AM	PM	PM	AM
1 45	7 15	2 45	2 45	7 15
12 55	6 27	2 05	2 05	6 27
11 19	4 16	12 32	12 32	4 16
10 35	3 45	11 52	11 52	3 45
9 50	2 30	11 08	11 08	2 30
9 04	1 39	10 21	10 21	1 39
8 38	12 40	9 58	9 58	12 40
7 00	11 15	8 25	8 25	11 15
		AM	AM	PM
		4-12 Daily Ex. Mon. AM	12 Mon. only AM	14-2 Daily PM
		7 15	7 15	10 15
		6 50	6 50	9 50
		6 40	6 40	9 42
		5 59	5 59	8 57
		5 39	5 39	8 19
		5 25	5 25	
		5 05	5 05	
		4 51	4 51	
		4 23	4 23	
		4 14	4 14	
		4 08	4 08	
		3 54	3 54	
		3 42	3 42	
		3 20	3 20	
		7 40		7 40
		2 48		
		2 40		
		2 33		
		2 25		
		2 18		
		7 02		7 02
		3 48		
		3 50		
		3 44		
		6 55		6 55
		1 58		5 25
		1 46		5 11
		1 40		5 05
		1 28		4 53
		1 12		4 31
		12 59		4 18
		12 44		4 00
		12 30		3 57
		12 17		3 37
		12 02		3 20
		11 53		3 07
		5 07		2 57
		5 07		2 40
		11 35		1 16
		12 55		1 04
		11 11		12 42
		11 01		12 33
		10 45		12 24
		10 40		12 20
		4 15		10 15
		10 00		9 52
		9 52		9 44

For connections from and to Chicago, St. Paul, Minneapolis and points east, see pages 29 and 30.

ALL COACH SEATS RESERVED
on Trains 25 & 26

All coach seats on the North Coast Limited, Trains 25 and 26, including those for children under 5 years of age, will be reserved and individually assigned at no additional charge. In order to be assured of accommodations passengers should make reservations in advance.

112 Ex. Su. PM	5 25
10 34	5 11
7 05	5 05
	4 53
	4 31
	4 18
	4 00
	3 57
	3 37
	3 20
	3 07
	2 57
	2 40
	2 24
	2 16
	2 04
	1 55
	1 42
	1 33
	1 24
	1 20
	1 16
	1 04
	1 00
	9 52
	9 44

STATION RESTAURANTS at Your Service

Stations listed below maintain restaurants or lunch rooms for the convenience of the traveling public:

St. Paul
Minneapolis
Fargo, N. D.
Jamestown, N. D.
Mandan, N. D.
Glendive, Mont.
Billings, Mont.
Livingston, Mont.
Helena, Mont.
Missoula, Mont.
Paradise, Mont.
Spokane, Wash.
Tacoma, Wash.
Seattle, Wash.
Portland, Ore.

a Stops to discharge revenue passengers from west of Minneapolis.
b Will stop to let off passengers from west of Little Falls.
c Stops to discharge revenue passengers from Detroit Lakes and west.
d Checked baggage carried only for through movement between Chicago-St. Paul-Minneapolis and not to or from intermediate stations.
e Checked baggage not handled to or from Aurora, Oregon, Rochelle or Winona Junction.
f Stops on flag only.
g Revenue passengers on train No. 26 destined to stations between Staples and Minneapolis, may transfer to train No. 4 at Staples.
h Stops at Aurora to pick up revenue passengers.
i Stops to pick up revenue passengers for Fargo and beyond when notified at Savanna.
k Flag stop daily, but full stop Saturday, Sunday and Holidays.
Rail-Auto available at this point.
(R) Station Restaurant.
Numbers shown after stations refer to additional tables on which train service to and from that station can be found.



"Main Street of the Northwest"

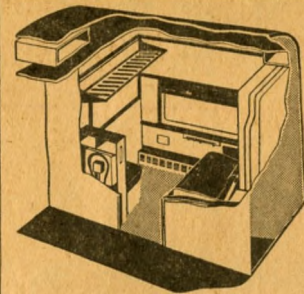


Transcontinental Train Schedules

WEST—READ DOWN				Miles from S.E. Paul	MAIN LINE TABLE 2		EAST—READ UP			
141 Ex.Sun. AM	3 Daily Ex.Sun. AM	1 Daily PM	25 Daily AM		Central Time		26 Daily AM	2 Daily PM	4 Daily Ex.Sun. PM	142 Ex.Sun. PM
	4 58			272	Lv	Casselton	Lv			9 44
	5 10			278		Wheatland				9 34
	5 27	Main		288		Buffalo		Main		9 23
	5 37	Streeter		294		Tower City		Streeter		9 14
	5 47			299		Oriska				9 07
	6 05		3 30	310	Lv	Valley City 23	Lv	3 07		8 50
	6 15		3 30	310	Lv	Valley City	Ar	3 07		8 40
8 00	6 30			314		Berea				8 28
f 8 13	6 38			314		Sanborn 23				8 23
8 25	6 47			320		Eckelson				8 14
				326		Urbana				8 00
				329		Spiritwood				7 35
To				333		Bloom				No 23
Mc-				339	Ar	Jamestown 13, 24 (R)	Lv	12 07	2 25	
Henry				344	Lv	Jamestown 25, 26	Ar	12 03	2 20	
Table						JAMES RIVER				
No. 23										
	7 50			351		Eldridge				7 15
	8 02			360		Windsor				6 59
	8 10			364		Cleveland				6 52
	8 22	Diesel	Diesel	373		Medina		North		6 41
	8 33	Powered	Powered	381		Crystal Springs		Coast		6 30
				386		Ladoga		Limited		6 20
	8 44			389		Tappen				6 20
	8 54	a	5 24	394		Dawson		b	1 26	6 11
	9 02	f	5 33	402		Steele		c	1 19	6 00
	9 20			413		Driscoll				5 43
	9 34			421		Sterling		Diesel		5 25
	9 44			427		McKenzie 27		Powered		5 18
	f 9 50			433		Burleigh				5 12
				441		Pierce				5 00
	10 08		6 20	446	Lv	Bismarck	Lv	10 20	12 38	4 50
	10 28		6 30	446	Lv	Bismarck 13	Ar	10 20	12 33	4 50
						CAPITAL OF NORTH DAKOTA				
	10 40		6 47	451	Ar	Mandan	Lv	10 09	12 23	4 40
	11 10		6 57	451	Lv	Mandan 28, 29 (R)	Ar	10 04	12 13	4 20
						THE MISSOURI RIVER				
						Mountain time west				
						(Westbound passengers should turn watch back one hour. Eastbound passengers turn watch ahead one hour.)				
	10 10		5 57	451	Lv	Mandan (R)	Ar	9 04	11 13	3 20
				454		Sunny				
				460		Lyons				
				467		Sweet Briar				
	10 43			473		Judson				2 45
	10 59			479		New Salem				2 34
	11 07			484		North Almont				2 24
				490		Dengate		North		2 04
	11 30	c	6 52	500		Glen Ullin		Coast		1 42
				505		Eagle Nest		Limited		1 32
	11 48			512		Hebron				1 21
	11 59			521		Antelope		Diesel		1 11
	12 08		Powered	527		Richardton		Powered		1 00
						(Assumption Abbey School)				
	12 18			532		Taylor				1 00
				537		Boyle				1 00
	12 32			540		Gladstone				1 00
	12 46			547		Lehigh				1 00
	12 55		8 05	552	Ar	Dickinson	Lv	7 19	9 11	12 40
	1 10		8 10	552	Lv	Dickinson	Ar	7 16	9 06	12 30
				556		Eland				12 13
	1 25			562		South Heart				11 59
	1 40			572		Belfield		d	8 40	11 50
	1 50		d 8 36	578		Fryburg				11 41
	f 1 57			583		Sully Springs				11 28
	2 09			591		Medora				
						WHERE THEODORE ROOSEVELT RANCHED				
				597		Rider				
				603		Demores				
	2 33			608		Sentinel Butte				11 03
	2 47		9 35	616		Beach, N. D. 30			7 48	10 50
				622		Yates				
	3 01		f 9 48	627		Wibaux Mont.			f 7 33	10 33
				630		Beaver Hill				
	f 3 17			637		Hodges				10 14
				642		Iona				
				652		Curry				
	3 45		10 28	657	Ar	Glendive 31, 32 (R)	Lv	5 19	8 56	9 45

Trains of Northern Pacific are operated under Mountain Standard time between Mandan and North Dakota-Montana state line by direction of Interstate Commerce Commission.

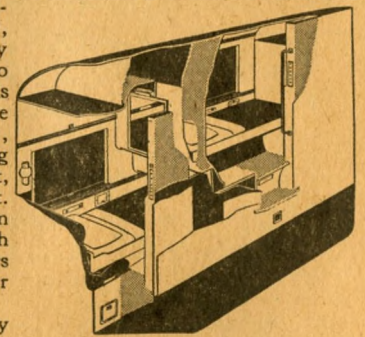
New Type
ALL-ROOM PULLMANS
on the
Vista-Dome NORTH COAST LIMITED
offer a wide variety of accommodations



THE ROOMETTE—
Designed for single occupancy. Pre-made bed pulls out from the wall and is ready for rest, day or night. Toilet and folding wash stand are in one corner. There's a wardrobe locker and large mirror, temperature and air-conditioning controls in each room, and each is equipped with sliding door and zipper curtains for privacy, as desired.

Cut-away view shows Roomette for day occupancy.

THE DUPLEX ROOMETTE—Slightly smaller than the Roomette, with virtually all of its advantages. Lower Duplex Roomette is on level with car floor; the upper (welcome successor to the upper berth with no ladder to climb), is reached by only two steps up. Beds in both are pre-made, permitting private rest, day or night. Each room fitted with sliding doors and zipper curtains. Costs only 10% more than standard lower berth.



Cut-away view shows both Lower and Upper Duplex Roomettes, with beds pulled out, ready for sleeping.

Reference Notes

- f—Stops on flag.
- a—Stops on flag to discharge revenue passengers from Fargo and east and to pick up revenue passengers for Billings and west where scheduled to stop.
- b—Stops on flag to let off revenue passengers from Billings and west or to pick up revenue passengers for Fargo and east where scheduled to stop.
- c—Stops on flag for passengers only.
- d—Train No. 1 stops on flag to discharge passengers from Mandan and east, and to pick up revenue passengers destined west of Glendive.
- Train No. 2 stops on flag at Belfield to discharge revenue passengers from west of Glendive and pick up revenue passengers for Mandan and east.
- e—No. 2 stops on flag at Steele—stops Sundays.
- Numbers shown after stations refer to additional tables on which train service to and from that station can be found.
- RA—Rail-Auto available at this point.
- (R) Station Restaurant.



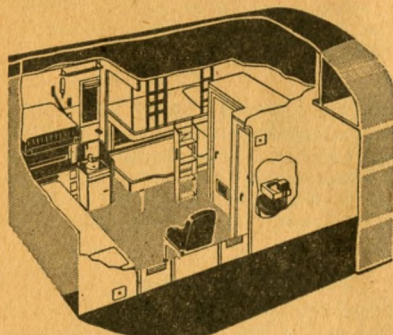
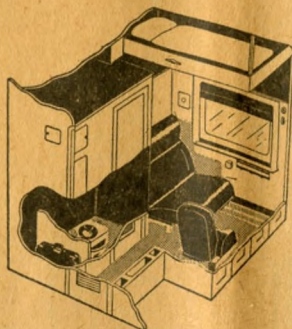
Northern Pacific Railway



Transcontinental Train Schedules

THE DOUBLE BEDROOM—An exceptionally convenient room designed for two adults. There are two beds, one above the other. Toilet facilities, baggage rack, closet, air-conditioning and temperature controls—everything you need is right in your room. Connecting double bedrooms may be had en suite by folding back the dividing partition, making ideal accommodations for families or groups.


Cut-away view shows Double Bedroom for day occupancy.



Cut-away view shows Compartment and Double Bedroom en suite with beds made up for night occupancy.

THE COMPARTMENT—A deluxe, roomy, new-type accommodation for two adults. Toilet and wash stand are separately enclosed. The room has large luggage space, compact, enclosed wardrobe, temperature and air-conditioning controls. A contoured easy chair and sofa provide comfortable daytime quarters. Full-length, pre-made bed pulls out from wall and an upper berth pulls down when desired. May be reserved en suite with double bedroom.

THE DUPLEX SINGLE ROOM—An ideal accommodation designed for single occupancy. The room has a long, comfortable lounge for daytime use which converts into a single bed at night. There are temperature and air-conditioning controls and complete toilet and lavatory facilities. There's a cloak wardrobe and baggage space. These rooms are available in the Vista-Dome sleeping cars and two adjoining rooms may be reserved en suite, if desired. They open into one room by folding back the dividing partition.



Cut-away view shows Duplex Single Room for day occupancy.

THE NATION NEEDS THE RAILROADS

The nation and its people need the railroads for hauling heavy freight and mass movement of passengers. They need them in peace times and even more so if war should break out again. In war time one of this country's greatest advantages is the multitude of rail lines crossing from coast to coast and from Canada to Mexico, providing many alternate routes.

—Lowell (Mass.) Star

WEST—READ DOWN			MAIN LINE TABLE 3 Mountain Time		EAST—READ UP	
1 Daily PM	25 Daily AM	Miles From St. Paul	26 Daily PM	2 Daily AM		
10 43	6 12	657	Lv. Glendive 31, 32	Ar	5 14	6 36
a 10 53	—	665	" Colgate	"	—	a 6 20
a 11 03	—	672	" Hoyt	"	—	a 6 07
11 11	—	677	" Marsh	"	—	f 6 02
11 23	North	687	" Fallon	"	North	a 5 51
11 37	Coast	697	" Terry	"	Coast	a 5 40
a 11 51	Limited	701	" Kamm	"	Limited	a 5 33
a 11 55	—	707	" Blatchford	"	—	a 5 26
a 12 03	—	710	" Benz	"	—	a 5 22
a 12 05	—	717	" Shirley	"	—	a 5 14
a 12 20	—	727	" Tusler	"	—	a 5 03
a 12 30	7 32	732	" Murn	"	—	a 4 58
a 12 45	—	736	" Miles City	"	3 48	4 51
a 12 53	—	741	" Ulmer	"	—	a 4 36
a 1 04	—	743	" Horton	"	—	a 4 28
a 1 12	—	758	" Hathaway	"	—	a 4 18
f 1 21	—	762	" Joppa	"	—	a 4 10
a 1 28	—	769	" Rosebud	"	—	a 4 02
1 40	8 29	775	" Flynn	"	—	a 3 58
1 45	8 32	781	Ar Forsyth	Lv	2 59	3 47
b 1 53	—	781	Lv Forsyth	Ar	2 56	3 42
b 2 02	—	787	" Nichols	"	—	b 3 31
b 2 08	—	796	" Finch	"	—	b 3 23
b 2 16	—	802	" Sanders	"	—	b 3 17
b 2 22	North	809	" Hysham	"	—	b 3 10
b 2 34	Coast	814	" Myers	"	North	b 3 03
b 2 45	Limited	824	" Big Horn	"	Coast	b 2 52
b 2 58	—	830	" Custer	"	Limited	2 45
b 3 08	—	833	" Waco	"	—	b 2 35
b 3 13	—	846	" Bull Mountain	"	—	b 2 26
b 3 19	—	852	" Pompey's Pillar	"	—	b 2 21
b 3 25	—	857	" Newton	"	—	b 2 16
f 3 35	—	862	" Worden	"	—	b 2 11
b 3 45	—	870	" Huntley	"	—	b 2 02
3 58	10 18	879	" East Billings	"	1 13	1 48
c 7 30	c 2 45	0	Lv Billings	Ar	11 30	c 6 15
c 9 15	c 4 30	59	Ar Red Lodge 33	Lv	c 9 45	c 4 45
10 25	10 25	0	Lv Billings	Ar	—	10 15
1 00	1 00	114	Ar Cody	Lv	—	7 45
4 23	10 25	883	Lv Billings 36, 37	Ar	1 06	1 23
4 42	—	890	" Yegen	"	—	—
—	—	895	" Mossmain	"	—	—
—	—	898	" Laurel 34, 35, 37	"	—	1 00
d 4 54	—	902	" Spurling	"	—	—
—	—	906	" Park City	"	—	d 12 49
5 13	North	915	" Rapids	"	North	—
—	Coast	923	" Columbus	"	Coast	12 29
d 5 39	Limited	932	" Craver	"	Limited	—
—	—	940	" Reed Point	"	—	d 12 10
d 5 55	—	945	" Quebec	"	—	—
6 08	Diesel	953	" Greycliff	"	Diesel	d 11 54
—	Powered	964	" Big Timber	"	Powered	11 42
d 6 30	—	974	" Carney	"	—	—
—	—	979	" Springdale	"	—	d 11 27
—	—	985	" Elton	"	—	—
—	—	993	" Mission	"	—	—
7 00	12 23	999	Ar Livingston 38, 39	(R) Lv	11 06	11 08
† 7 55	g 12 40	0	Lv Livingston 38	Ar	g 10 35	2 45
9 45	g 2 30	54	Ar Gardiner 38	Lv	g 9 05	† 1 15
7 25	12 33	999	Lv Livingston 38	Ar	10 56	10 43
—	—	1010	" Muir	"	—	—
—	—	1012	" West End	"	—	—
8 27	1 19	1023	Ar Bozeman	Lv	10 11	9 45

Reference Notes

a—Trains 1 and 2 will stop on flag to pick up or discharge passengers to and from Glendive and East and Forsyth and West.

b—Nos. 1 and 2 will stop at points west of Forsyth to pick up or let off passengers to and from points Forsyth and East and Billings and West.

c—Red Lodge connection is by bus.

d—Stops on flag to pick up or let off passengers only.

f—Stops on flag. †Daily, except Sunday.

g—Via bus. During Yellowstone Park season, June 16 to Sept. 4, service is daily, leaving Livingston 7 20 am and 12 40 pm, arriving Gardiner 9 00 am and 2 30 pm, leaves Gardiner, daily, 9 05 am and 7 30 pm; arriving Livingston 10 35 am and 9 00 pm. During period Sept. 5 to June 15, bus leaves Livingston 7 55 am, daily except Sunday, arriving Gardiner 9 45 am; leaves Gardiner 1 15 am, arrives Livingston 2 45 pm.

Numbers shown after stations refer to additional tables on which train service to and from that station can be found.

Ⓜ Rail-Auto available at this point.

(R) Station Restaurant.

For altitudes at various points, see Index to Stations on pages 2, 3 and 4.



Scenic Route Across America



Transcontinental Train Schedules

WEST—READ DOWN			Miles from St. Paul	MAIN LINE TABLE 4		EAST—READ UP		
1 Daily	25 Daily			Mountain Time		26 Daily	2 Daily	
AM	PM				AM	PM		
	8 27	1 19	1023	Lv Bozeman	Ar	10 11	9 45	
	8 40	—	1033	" Belgrade	"	—	9 25	
	8 52	—	1042	" Manhattan	"	—	9 09	
	9 05	1 49	1047	Ar Logan 41	Lv	9 39	8 58	
N. P. Transport Bus From Logan 1:50 PM Stops on Flag at Three Forks.	9 15	1 50	1047	Lv Logan 41	Ar	—	8 53	N. P. Transport Bus Leaving Helena 7:40 AM daily Stops on Flag at Three Forks.
	9 28	—	1053	" Trident	"	9 15	8 41	
	9 37	—	1062	" Clarkston	"	—	8 21	
	9 49	—	1068	" Lombard	"	—	8 03	
	10 03	—	1073	" Brewer	"	—	7 48	
	10 24	2 40	1077	" Toston	"	f	—	
	—	—	1083	" Holker	"	8 20	—	
	—	—	1088	" Townsend	"	—	—	
	—	—	1096	" Clow	"	—	—	
	—	—	1101	" Winston	"	f	—	
	—	—	1105	" Placer	"	—	—	
	—	—	1110	" Louisville	"	—	—	
11 02	3 10	—	1117	" East Helena	"	7 50	7 08	
11 15	3 20	—	1121	Ar Helena 13, 46, 47 (R)	Lv	7 40	7 00	
—	—	—	1121	Lv Helena 13, 46, 47	Ar	g 7 35	6 45	
—	—	—	1129	" Birdseye	"	—	—	
f	11 59	—	1134	" Austin	"	—	6 18	
—	—	—	1138	" Weed	"	—	—	
—	—	—	1140	" Skyline	"	—	—	
f	12 28	—	1142	" Mullan Tunnel and Continental Divide, Elevation 5,566 feet	"	—	5 54	
—	12 42	—	1150	" Blossburg	"	f	5 38	
—	—	—	1155	" Elliston	"	—	—	
—	—	—	1159	" Gilbert	"	f	5 24	
—	12 56	—	1165	" Avon	"	—	—	
—	—	—	1165	" Bradley	"	f	—	
Bus Daily	1 20	g 4 40	1172	Ar Garrison	Lv	g 6 30	5 00	Bus Daily
f	9 15	—	1047	Lv Logan	Ar	9 39	8 35	
—	9 30	—	1054	" Three Forks	"	—	8 20	
—	9 40	—	1060	" Willow Creek	"	—	8 00	
—	—	—	1067	" Sappington	"	—	—	
—	—	—	1079	" Cardwell	"	—	—	
—	—	—	1086	" Whitehall 41	"	—	7 20	
—	—	—	1108	" Homestake	"	—	—	
—	—	—	1118	" Continental Divide, Elevation 6,356 feet—highest point enroute	"	—	—	
—	—	—	1118	Ar Butte 13, 41, 42, 43 (R) Lv	Lv	7 45	6 35	
—	—	—	1118	Lv Butte 41, 46	Ar	7 40	6 25	
f	11 30	—	1125	" Silver Bow	"	—	—	
—	11 45	—	1133	" Durant 42	"	—	—	
—	—	—	1137	" Stuart	"	—	—	
f	12 20	—	1144	" Warm Springs	"	—	5 35	
—	—	—	1147	" Galen	"	—	—	
—	—	—	1150	" Race Track	"	—	—	
—	—	—	1151	" Dempsey	"	—	—	
—	12 45	b 4 34	1159	" Deer Lodge	"	b 6 44	5 15	
—	—	—	1164	" Kohr	"	—	—	
—	1 10	4 50	1170	Ar Garrison	Lv	6 29	5 00	
—	—	—	1170	Lv Garrison	Ar	6 29	4 45	
f	1 40	—	1178	" Gold Creek	"	—	4 29	
—	2 12	—	1190	" Drummond 43	"	—	4 12	
f	2 24	—	1200	" Bearmouth	"	—	3 54	
—	—	—	1208	" Nimrod	"	—	—	
—	—	—	1211	" Willis	"	—	—	
—	—	—	1214	" Bonita	"	—	—	
f	2 53	—	1222	" Clinton	"	—	3 31	
—	3 08	—	1232	" Bonner	"	—	3 19	
—	3 20	6 08	1238	Ar Missoula 13, 45, 46, 47 (R)	Lv	5 18	3 10	

TRANSFER ARRANGEMENTS IN CHICAGO

Train-to-Train Luggage Transfer

North Coast Limited Pullman passengers changing trains at Chicago for points east may check their hand baggage with the Pullman porter on train entering Chicago, receive a claim check and have baggage delivered to their Pullman space on the following trains: N. Y. C. Twentieth Century Limited; Pennsylvania Broadway Limited, and General, and B. & O. Capitol Limited. The same transfer service is available from these trains to the North Coast Limited. Redcap fee is 75c per bag.

Train-to-Taxi Stand Luggage Transfer

Pullman passengers arriving Chicago on the North Coast Limited or The Mainstreeter may check their hand luggage with the Pullman porter for delivery to the Union Station taxi stand. Redcap fee for this service is 25¢ per bag.

Passenger Transfer

The Railroad Transfer Service operates transfer coach service at Chicago for accommodation of passengers arriving Union Station who desire to transfer to other railroad stations. In most cases transfer coupon is included in through tickets at no additional charge.

Luggage Transfer

Passengers holding through tickets may on arrival in Chicago deliver their hand baggage to Railroad Transfer Service's Agent and secure claim check. The baggage will be transferred to the parcel room of station from which departure will be made and will be available on presentation of the claim check, if they have not less than three hours between trains. On presentation of transfer coupon, the charge is only 20c for each piece including parcel room fee for the first 24 hours.

LUGGAGE TRANSFER AT OTHER TERMINALS

North Coast Limited and Mainstreeter Pullman passengers arriving at the following cities may check their hand luggage with Pullman porter for delivery to station taxi stands:

St. Paul	Billings	Seattle
Minneapolis	Spokane	Portland

This service is also available to Pullman and Parlor Car passengers arriving Portland (from S. P. & S. train No. 1 and Cars 257-258) and Seattle on train 407 from Portland.

Reference Notes

b—Stops on flag at Deer Lodge for passengers Billings and East and Spokane and West.
f—Stops on flag.

g—Helena-Garrison Bus connects at Garrison with North Coast Limited. This bus operates from Northern Pacific Depot at time shown.

Numbers shown after stations refer to additional tables on which train service to and from that station can be found.

⚡ Rail-Auto available at this point. (R) Station Restaurant

For altitudes at various points, see Index to Stations on pages 2, 3 and 4.



Northern Pacific Railway



Transcontinental Train Schedules

ALL COACH SEATS
on Trains 25 and 26
RESERVED IN ADVANCE

All coach seats on the North Coast Limited, Trains 25 and 26, including those for children under 5 years of age, will be reserved and individually assigned at no additional charge. In order to be assured of accommodations passengers should make reservations in advance.

Bus Service to Grand Coulee Dam

The "nation's largest mass of concrete" deeply anchored in the granite bedrock of the Upper Columbia River gorge is colossal Grand Coulee Dam, Washington.

The following service is available from Spokane:

DAILY BUS SERVICE

Okanogan Valley Bus Line			
	Summer schedule	Winter schedule	
Leave Spokane	3:30 PM	5:00 PM	
Arrive Coulee Dam	5:45 PM	7:20 PM	
Leave Coulee Dam	8:15 PM	10:40 AM	
Arrive Spokane	10:30 PM	1:00 PM	
Round trip			\$.85 50

G. W. Rodine,
Passenger Traffic Manager
Northern Pacific Ry.,
St. Paul, Minn.

Bus Service between Pasco and Richland, Wash. via Western Greyhound Lines DAILY

Lv. Pasco	Ar. Richland	Lv. Richland	Ar. Pasco
7:15 am	7:40 am	7:35 am	8:00 am
10:20 am	10:45 am	3:15 pm	3:55 pm
1:15 pm	1:40 pm	7:05 pm	7:30 pm
5:00 pm	5:15 pm	11:20 pm	11:45 pm

Rail tickets not honored

Taxi service is also available at prevailing rates. The distance between the two cities is twelve miles.

WEST—READ DOWN				Miles from St. Paul	MAIN LINE 5				EAST—READ UP			
Bus Ex. Sun. AM	Bus Ex. Sun. PM	1 Daily PM	25 Daily PM		TABLE 5				26 Daily AM	2 Daily PM	Bus Ex. Sun. PM	Bus Ex. Sun. PM
7 00	3 45	3 35	6 15	1238	Lv	Missoula	13,45,46,47	Ar	5 08	2 55	12 50	1 50
	f			1245	"	De Smet	"	"				
	f			1256	"	Evaro	"	"				
	f			1260	"	Schley	"	"				
	f			1266	"	Arlee 45	"	"				
7 55	4 40	b 4 42		1276	"	Ravalli 45	"	"	b 1 43		11 55	12 55
8 05				1283	"	Dixon 45	"	"			From Polson	12 35
				1289	"	McDonald	"	"			From Polson	
To Charlo	To Polson	5 08		1297	"	Perma	"	"		1 18	Table 45	From Charlo
Table 45	Table 45	5 30	8 07	1309	Ar	Paradise		Lv	3 20	1 01	Table 45	Table 45
					Pacific Time west							
					Westbound passengers should turn watch back one hour. Eastbound Passengers turn watch ahead one hour.							
4 40	4 40	7 10	1309	Lv	Paradise (R)		Ar	2 17	11 56	Bus Northern Pacific Transport Co. Rail Tickets honored	The Holiday Lounge, a beautiful new lounge-parlor car, offers added luxury for travelers on the transcontinental Mainstreeter. The lounge section is open to all passengers.	
4 53			1315	"	Plains (Hot Springs)		"					
5 13			1330	"	Eddy		"					
5 27	5 20		1341	"	Thompson Falls		"	11 15	1 30			
5 38			1347	"	Belknap		"		1 20			
6 10		North Coast	1363	"	Trout Creek		North Coast		12 55			
6 20		Coast	1369	"	Tuscor		Coast		12 45			
6 39	f 6 02	Limited	1379	"	Noxon		Limited	f 10 33	12 26			
7 00	Main Streeter	Diesel Powered	1389	"	Heron, Mont.		Diesel Streeter	3 20	12 05			
7 30			1400	"	Colby, Idaho							
7 50			1403	"	Clark Fork							
8 15			1413	"	Hope							
8 30	6 58		1427	"	Kootenai							
8 55			1428	"	Sandpoint (Lake Pend Oreille)			9 40	10 35			
			1442	"	Cocolalla				10 10			
			1449	"	Granite				f 9 53			
	d 7 32		1456	"	Athol			d 9 03	9 40			
			1463	"	Ramsey				9 30			
			1469	Ar	Rathdrum		Lv		9 20			
			1476	"	Hauser, Idaho				9 10			
			1482	"	Otis Orchards, Wash.				9 00			
			1486	"	Trentwood							
			1487	"	Irvin							
			1496	Ar	Spokane	7 12, 50, 51, 52, 53, 55, 58	Lv	10 45	8 18	8 30		
					SPOKANE—PORTLAND							
N. P. Train 5 Daily AM	Daily	Daily		0	Lv	Spokane (Via N. P. Ry.)	Ar	10 38	7 58	7 58		
	6 50	5 30	6 50	370	Ar	Vancouver (Via S. P.)	Lv	3 23	10 10	10 10		
	7 15	6 00	7 15	380	Ar	Portland (& S. Ry.)	Lv	3 00	9 45	9 45		
					Via NOR. PAC. RY.							
7 25		8 50	10 53	1496	Lv	Spokane (R)	Ar	10 38	7 58	6 50		
				1505	"	Marshall	"					
f 7 46	f 9 13			1512	"	Cheney 50	"		f 7 26	6 23		
				1523	"	Tyler	"			f 6 07		
				1527	"	Fishtrap	"			f 6 03		
8 18	c 9 47			1537	"	Sprague	"		h 6 56	5 49		
				1547	"	Keystone	"			f 5 38		
				1553	"	Tokio	"			f 5 32		
8 48	f 10 15			1561	"	Ritzville	"		f 6 29	5 23		
				1570	"	Paha	"			f 5 10		
9 09	c 10 35			1578	"	Lind	"		h 6 08	5 00		
				1589	"	Beatrice	"			f 4 44		
f 9 30				1594	"	Cunningham	"			4 38		
f 9 35				1597	"	Hatton	"			f 4 33		
9 50	e 11 12			1606	"	Connell	"			4 20		
f 10 01				1615	"	Mesa	"			f 4 07		
f 10 11				1624	"	Eltopia	"			f 3 56		
				1629	"	Sagemoor	"					
				1634	"	Glade	"					
10 35		12 01	1 33	1642	Ar	Spokane 7, 55, 56	Lv	7 50	4 50	3 35	For altitudes at various points, see Index to Stations on pages 2, 3 and 4.	

Reference Notes

Numbers shown after stations refer to additional tables on which train service to and from that station can be found.

a Pasco-Richland service shown at left.

b Stops on flag to pick up or discharge passengers to and from Spokane and west.

c Stops on flag at Sprague and Lind to discharge revenue passengers from east of Spokane and pick up revenue passengers for west of Pasco where scheduled to stop.

d Nos. 1 and 2 stop on flag at Athol to let off or pick up passengers from or to Missoula and east, or Pasco and west where scheduled to stop.

e Train 1 stops at Connell to pick up or leave revenue passengers only at stations Spokane and east, and west of Pasco where scheduled to stop.

f Stops on flag.

g Train 2 stops at Connell to pick up or leave revenue passengers only to and from stations Spokane and east, and west of Pasco where scheduled to stop.

h Stops to discharge revenue passengers from west of Pasco and to pick up revenue passengers for east of Spokane where scheduled to stop.

(R) Station Restaurant.

RA Rail-Auto available at this point.



"Main Street of the Northwest"



Transcontinental Train Schedules

WEST—READ DOWN			Miles from St. Paul	MAIN LINE TABLE 6 (Pacific Time)	EAST—READ UP			
5 Daily AM	1 Daily AM	25 Daily AM			26 Daily PM	2 Daily AM	6 Daily PM	
10 50	12 28	1 48	1842	Lv Pasco 55, 56	Ar	7 35	4 25	3 20
2 50	1 05	2 55	0	Lv Pasco via S. P. & S.	Ar	7 10	2 15	2 00
7 50	5 30	6 50	222	Ar Vancouver	Lv	3 23	10 10	8 55
8 20	6 00	7 15	232	Ar Portland (Table 7)(R)	Lv	3 00	9 45	8 30
11 02	12 38	—	1844	" Kennewick	"	—	4 15	3 10
—	—	—	1849	" Vista	"	—	—	—
—	—	—	1858	" Badger	"	—	—	—
f 11 26	—	—	1865	" Kiona	"	—	—	f 2 45
—	—	—	1875	" Gibbon	"	—	—	—
11 54	1 21	—	1881	" Prosser	"	—	3 25	2 25
f 12 01	—	—	1887	" Byron	"	—	—	—
12 09	f 1 36	—	1893	" Mabton	"	—	f 3 11	2 11
f 12 18	—	—	1701	" Satus	"	North Coast Limited	—	—
—	—	—	1707	" Alfalfa	"	North Coast Limited	—	—
—	—	—	—	MT. ADAMS, 12,307 FT.	"	—	—	—
12 34	1 58	—	1712	" Toppenish	"	—	2 49	1 50
12 44	2 08	—	1719	" Wapato	"	—	2 39	1 40
—	—	—	1723	" Parker	"	—	—	—
—	—	—	1727	" Union Gap	"	—	—	—
INDIAN WARS 1855								
1 05	2 25	3 37	1731	Ar Yakima 54	Lv	5 50	2 25	1 25
1 15	2 50	3 42	1731	Lv Yakima 54	Ar	5 45	2 15	1 15
f 2 04	—	—	1735	" Selah	"	—	—	1 01
f 2 13	3 47	4 37	1768	" Thrall	"	—	—	—
—	—	—	1768	" Ellensburg	"	4 45	1 11	12 12
KITTITAS VALLEY								
f 2 22	—	—	1775	" Thorp	"	—	—	f 11 59
2 47	4 21	—	1792	" Cle Elum 58	"	—	12 34	11 37
f 3 02	f 4 37	—	1805	" Easton	"	—	f 12 18	11 21
f 3 20	—	—	1814	" Martin	(TUNNEL)	—	—	f 11 01
—	—	—	1817	" Stampede	2 MILES LONG	—	—	f 10 51
f 3 53	5 28	—	1827	" Lester	"	—	11 32	10 30
f 4 00	Main Street	North Coast Limited	1829	" Hot Springs	"	North Coast Limited	Main Street	f 10 15
f 4 13	Diesel Powered	Diesel Powered	1832	" Nagrom	"	North Coast Limited	Diesel Powered	f 10 07
f 4 20	—	—	1834	" Maywood	"	—	—	f 9 59
f 4 40	—	—	1838	" Humphrey	"	—	—	f 9 43
f 4 49	—	—	1840	" Baldi	"	—	—	f 9 34
—	—	—	1841	" Eagle Gorge	"	—	—	—
—	—	—	1850	" Kanaskat	"	—	—	—
—	—	—	1855	" Ravensdale	"	—	—	—
RAINIER NAT. PARK								
5 15	6 45	7 10	1869	Ar East Auburn	Lv	2 05	10 25	9 13
d 5 20	d 7 00	d 7 15	1869	Lv East Auburn	Ar	d 1 50	d 10 00	d 8 55
—	—	—	1870	Ar Auburn	Lv	—	—	—
—	—	—	1870	Lv Auburn 6a, 59	Ar	—	—	—
—	—	—	1875	" Dieringer	"	—	—	—
d 5 40	d 7 00	d 7 15	1878	" Summer	"	b 9 35	d 8 30	d 8 25
d 5 45	d 7 30	d 7 45	1881	" Puyallup	"	b 9 30	d 8 25	d 8 10
d 6 05	d 7 30	d 7 50	1889	Ar Tacoma	(R) Lv	d 1 15	d 9 10	d 8 10
5 25	7 00	7 15	1889	Lv East Auburn	Ar	2 00	10 15	9 08
5 28	—	—	1870	Ar Auburn	Lv	—	—	9 06
5 30	—	—	1870	Lv Auburn	Ar	—	—	9 04
f 5 40	c 7 11	—	1875	" Kent	"	—	—	f 8 57
6 10	7 40	7 50	1892	Ar Seattle (King St. Sta.)	(R) Lv	1 30	9 40	8 35



Now—Save as you travel!

NEW LOW FAMILY FARES

on Northern Pacific trains

Here's how it works: On one-way travel, head of the family pays full one-way fare, other parent half fare. Children, 12 through 21, each pay half fare. Children, 5 through 11, pay one-quarter fare.

On round trip, head of the family pays regular round trip fare, other parent and children, 12 through 21, pay one-way fare for the round trip; children, 5 through 11, pay half of the one-way fare for round trip. Children under 5 are carried free.

Trip can start any Monday, Tuesday, Wednesday or Thursday. Return any day.

For full information, call or write your N.P. agent or address.

G. W. RODINE, Passenger Traffic Manager
Northern Pacific Railway St. Paul 1, Minn.

STATION MAIL BOXES for your Convenience

Listed below are the main line stations where U. S. mail (drop letter) boxes are conveniently located. Each passing mail train picks up mail from these boxes.

Stations starred (*) have separate boxes for east and westbound mail.

- | | | |
|---------------------|--------------------|--------------------|
| *Staples, Minn. | *Miles City, Mont. | Paradise, Mont. |
| * Fargo, N. D. | *Forsyth, Mont. | Spokane, Wash. |
| *Valley City, N. D. | *Billings, Mont. | *Pasco, Wash. |
| *Jamestown, N. D. | *Livingston, Mont. | *Ellensburg, Wash. |
| *Bismarck, N. D. | *Bozeman, Mont. | Seattle, Wash. |
| *Mandan, N. D. | *Butte, Mont. | Tacoma, Wash. |
| *Dickinson, N. D. | *Helena, Mont. | |
| *Glendive, Mont. | *Missoula, Mont. | |

PROTECT YOUR LUGGAGE

Baggage carried and checked should bear a label or tag (inside and outside) with your name and postoffice address. This will help to promptly identify hand baggage aboard train, on station platform and in waiting rooms; also it will aid in locating checked baggage if check should become detached. Labels may be obtained from Northern Pacific agents at principal stations.

For altitudes at various points, see Index to Stations on pages 2, 3 and 4.

Reference Notes

- * Daily.
- Numbers shown after stations refer to additional tables on which train service to and from that station can be found.
- b Northern Pacific Transport Co. bus connection leaves Tacoma 12 40 pm.
- c Train No. 1 stops to let off passengers from Spokane and East; also from Walla Walla and East.
- d Northern Pacific Transport Co. bus operated daily.
- n Train No. 6 stops on flag at Nagrom for revenue business only.
- ☞ Rail-Auto available at this point.
- (R) Station Restaurant.

Puget Sound-Portland Line

SOUTH—READ DOWN

SEATTLE-TACOMA-PORTLAND.

NORTH—READ UP

		G. N. 402 Daily	U. P. 468 Daily	N. P. 408 Daily	G. N. 460 Daily	Mls	TABLE 6A				U. P. 457 Daily	G. N. 459 Daily	N. P. 407 Daily	G. N. 401 Daily
		PM	PM	PM	AM		(Pacific Time)				PM	PM	PM	AM
	r	11 45		12 30	8 30	0	Lv Seattle (King St. Sta.)	6 59	Ar		5 30	9 25		6 00
			5 00				" Union Station			1 00				
		12 08	cr 5 23		e 8 51	16	" Kent		r					5 30
		12 17	cr 5 29		e 8 57	22	" Auburn		r					5 20
						26	" Dieringer		r					
		f 12 28	cr 5 40		e 9 05	29	" Sumner		r					5 05
		12 35			e 9 09	32	" Puyallup (Puyallup River)		n	4 46	n 8 40			4 55
		12 55	5 57	1 22	9 22	40	Ar Tacoma (Rainier Nt. Park) Lv			12 05	4 35	8 28		4 35
		1 15	6 02	1 26	9 26	40	Lv Tacoma			12 01	4 31	8 24		4 15
						50	" Titlow							
	f	1 40				56	" Steilacoom							f 3 45
	f	1 53				65	Ar Nisqually Lv							f 3 32
						68	" St. Clair							
	f	2 08	6 47	2 08	10 08	75	Ar East Olympia 60 Lv			11 16	3 46	7 39		f 3 16
				z 2 35	z 10 25	78	Ar Olympia Lv		z	10 40		z 7 10		
				z 1 30	z 9 30	78	Lv Olympia Ar			11 45		z 8 15		
						70	Lv East Olympia Ar			11 16	3 46	7 39		f 3 16
	f	2 08	6 47	2 08	10 08	83	Ar Tenino Lv							f 3 06
	f	2 29				87	Ar Bucoda 61 Lv							f 2 56
	f	2 35				94	Ar Centralia (Coal Mines)			10 53	3 23	7 16		2 45
		2 45	7 11	2 32	10 32	94	Lv Centralia 61			10 53	3 23	7 16		2 30
		3 00	7 11	2 32	10 32	98	" Chehalis (Chehalis River)			10 43	3 12	7 06		2 19
		3 20	7 18	2 39	10 39	105	" Napavine							f 2 06
		f 3 32				111	" Winlock				2 54	h 6 51		1 56
		3 43	k 7 34		10 55	119	" Vader							f 1 44
		f 3 53			f 11 12	128	Ar Castle Rock Lv			h 2 38				1 32
		4 10				134	" Ostrander							
		4 38	8 04	3 24	11 24	137	" Kelso-Longview			10 01	2 28	6 24		1 17
						147	" Carrolls							
		f 4 55			f 11 35	157	" Kalama (Kalama River)							f 12 52
		f 5 07				162	" Woodland							f 12 40
		f 5 13				168	" Ridgefield							f 12 30
						170	" Knapp							
						176	" Felida							
		5 30	8 48	4 08	12 08	176	" Vancouver, Wash.			9 21	1 49	5 44		12 11
					f 12 13	178	" No. Portland, Ore.							
						179	" East St. Johns							
		6 05	9 15	4 30	12 30	186	Ar Portland 64-65-66 Lv			9 00	1 30	5 25		11 45
		AM	PM	PM	PM					AM	PM	PM		PM

Pullman tickets are not honored for space in Parlor Cars operated on trains 407 and 408 between Seattle-Tacoma-Portland.

Tickets reading Northern Pacific, Great Northern or Union Pacific Railways to any point on the joint line Seattle to Portland, inclusive, or on branch lines diverging therefrom, will be honored on any trains on the joint line.

Reference Notes.

- rStops on flag.
- eStops on flag to receive revenue passengers for Vancouver, Wash., and beyond and to discharge revenue passengers from points beyond Seattle.
- eStops to discharge passengers from points Spokane and East.
- hStops on flag to receive revenue passengers for Tacoma and Seattle, and discharge revenue passengers from Vancouver and beyond.
- kStops on flag to receive revenue passengers for Vancouver and beyond and discharge revenue passengers from Tacoma and beyond.
- nNo. 459 and 407 stop on flag to take on revenue passengers for points beyond Seattle and to discharge revenue passengers from Vancouver and beyond.
- rTrains 458, 457 use Un. Pac. depot and trains 401, 402, 407, 408, 460 and 459 use N. P.-G. N. depot.
- zAuto Service.
- Numbers shown after stations refer to additional tables on which train service to and from that station can be found.

SOUTHBOUND

- No. 402—Seattle-Tacoma-Portland—Daily—(Seattle, King Street Station).
Standard Sleeping Car:—
Seattle to Portland.—
6 Section, 6 Double Bedroom (4023).
12 Roomette, 4 Double Bedroom, 1 Single Bedroom (4024).
Occupancy at 9:30 p. m., passengers may remain at Portland until 7:30 a. m.
Reclining Seat Coaches:—Seattle to Portland.
- No. 408—Seattle-Tacoma-Portland—Daily—(Seattle King Street Station).
Standard Sleeping Car:—Seattle to San Francisco (from Portland on S. P. No. 11).
Double Bedrooms, Roomettes, Drawing Rooms, Compartments. (3 cars.) (113, 114, 115.)
Parlor-Bar Lounge Car—Seattle to Portland. (N. P.)—14 parlor chairs (Railway owned) (4080)
Dining Car—Seattle to Portland.
Reclining Seat Coaches:—Seattle to Portland.
- No. 458—Seattle-Tacoma-Portland—Daily—(Seattle Union Station).
Parlor Car (Railway owned), Dining Car, Coaches—Seattle to Portland.
- No. 460—Seattle-Tacoma-Portland—Daily (Seattle King Street Station).
Parlor Lounge Car (Railway owned), Reclining Seat Coaches:—Seattle to Portland. Sandwiches and refreshments by train sales service.

All regularly assigned cars are air-conditioned.

NORTHBOUND

- No. 401—Portland-Tacoma-Seattle—Daily—(Arrives Seattle, King Street Station).
Standard Sleeping Cars:—
Portland to Seattle—6 Section, 6 Double Bedrooms. (Car 4013.)
4 Double Bedroom, 12 Roomette, 1 Single Bedroom. (Car 4014.)
Occupancy at 9:30 p. m. Passengers may remain in sleeping cars at Seattle until 7:30 a. m.
Reclining Seat Coaches:—Portland to Seattle.
- No. 407—Portland-Tacoma-Seattle—Daily—(Arrives King Street Station).
Parlor-Bar Lounge Car—Portland to Seattle—14 parlor chairs. (Railway owned) (4070).
Dining Car—Portland to Seattle.
Reclining Seat Coaches:—Portland to Seattle.
- No. 459—Portland-Tacoma-Seattle—Daily—(Arrives Seattle King Street Station).
Parlor Lounge Car (Railway owned), Reclining Seat Coaches:—Portland to Seattle. Sandwiches and refreshments by train sales service.
- No. 457—Portland-Tacoma-Seattle—Daily—(Arrives Seattle Union Station).
Standard Sleeping Cars:—San Francisco to Seattle. (3 cars) (to Portland on S. P. No. 12). Double Bedrooms, Roomettes, Drawing Rooms, Compartments. (123, 124, 125.)
Parlor Car (Railway owned), Dining Car, Reclining Seat Coaches:—Portland to Seattle. (Air-Conditioned.)

All regularly assigned cars are air-conditioned.

Time from 12:01 midnight to 12:00 noon shown in light face type; time from 12:01 noon to 12:00 midnight shown in heavy face type.

Spokane-Portland—North Bank Line

SPOKANE, PORTLAND & SEATTLE RAILWAY

1 Daily	5 Daily	3 Daily	Miles	(Pacific Time) TABLE 7	4-2 Daily	6 Daily	2 Daily
PM 10 53	AM 7 25	PM 8 50		Lv... Spokane... Ar (N. P. Station)...	AM 7 58	PM 6 50	PM 10 38
11 59	9 45	9 45		(G. N. Station)...	6 10	6 50	10 25
	A 19	A 19		South Cheney... B	5 20		
	A 30	A 30		Amber... B	5 00		
	A 36	A 36		Rodna... B			
	A 45	A 45		Lamont... B			
	A 50	A 50		Rockwell... B			
	A 56	A 56		Macall... B			
	A 62	A 62		Lantz... B			
	A 68	A 68		Benge... B			
	A 80	A 80		Hooper... B			
	A 89	A 89		Washtucna... B			
	A 95	A 95		Sperry... B			
	A 102	A 102		Kahlottus... B			
	A 116	A 116		Farrington... B			
	A 123	A 123		Snake River... B			
	A 129	A 129		Redd... B			
	A 135	A 135		Levey... B			
2 45	10 35	12 50	148	Ar... Pasco... Lv	2 45	3 35	7 25
	SP & S 6					SP & S 6	
2 55	2 50	1 05	148	Lv... Pasco... Ar	2 15	2 00	7 10
	2 58	H 151		Kennewick... B		1 50	
	3 03	H 156		Finley... B		1 43	
	3 12	H 164		Yellepit... B		1 34	
	3 25	H 176		Berrian... B		1 20	
	3 33	H 188		McNary... B		1 12	
	3 38	H 200		Plymouth... B		1 07	
	3 52	H 209		Paterson... B		12 52	
	4 02	H 217		Whitcomb... B		12 41	
	4 12	H 222		Alderdale... B		12 32	
	4 17	H 233		McCredie... B		12 27	
	4 30	H 239		Roosevelt... B		12 15	
	4 37	H 249		Sundale... B		12 06	
	4 49	H 260		Goodnoe... B		11 54	
	5 02	H 266		Cliffs... B		11 42	
	5 14	H 273		Maryhill... B		11 35	
5 03	5 35	3 30	273	Lv... Wisram... Lv	12 05	11 25	5 05
	c 7 00			Lv... Bend... Ar		7 00	
	12 15			Ar... Wisram... Lv	1 00	1 00	
	f 5 39	H 276		B... Avery... B		11 08	
	f 5 51	H 286		B... Northdalle... B		10 56	
	6 02	f 3 55	294	Lv... Lyle... Ar		10 46	
k 5 36	6 17	d 4 06	304	Bingen-White Salmon... d	11 20	10 32	k 4 32
	f 6 22	H 307		B... Underwood... B		10 23	
	f 6 24	H 309		B... Hood... B		10 20	
	f 6 31	H 314		B... Cooks... B		10 14	
	f 6 42	H 322		B... Carson... B		10 04	
k 5 59	6 48	f 4 31	325	B... Stevenson... B	10 58	9 59	k 4 11
	6 55	H 330		B... North Bonneville... B		9 50	
	f 7 04	H 337		B... Skamania... B		9 40	
	f 7 09	H 342		B... Prindle... B		9 34	
	f 7 16	H 348		B... Mount Pleasant... B		9 27	
	f 7 22	H 352		B... Washougal... B		9 22	
	f 7 30	H 356		B... Camas... B		9 16	
	f 7 35	H 360		B... Fisher... B		9 07	
6 53	7 55	5 35	367	Ar... Vancouver, Wn... Ar	10 04	8 51	3 23
	f 8 00	H 371		B... No. Portland, Ore... B		8 47	
	f 8 03	H 373		B... East St. Johns... B		8 44	
7 15	8 20	6 00	380	Ar... Portland... Lv	9 45	8 30	3 00

A—Train 3 will stop at any station between Spokane and Pasco to pick up revenue passengers for Vancouver and Portland, and to discharge passengers from points east of Spokane.
 c—Saturday only.
 d—Stops to receive or discharge revenue passengers to or from Pasco and east.
 H—Stops to discharge revenue passengers from Spokane or east of Spokane.
 k—Stops to receive or discharge revenue passengers to and from east of Spokane provided advance arrangements are made through agent.

CHECKED BAGGAGE
 may be insured against loss
 or damage for a small fee.

B—Upon arrangements made in advance with agents, No. 4 will stop at any station to receive passengers for east of Spokane, also stops at stations between Pasco and Spokane to discharge revenue passengers from Portland and Vancouver. Stops at Maryhill to discharge revenue passengers from Portland and Vancouver. Stops at Stevenson to discharge revenue passengers from Portland and Vancouver.

FREIGHT SERVICE ONLY	0	Lv... Lyle... Ar	FREIGHT SERVICE ONLY
	7	Wrights... Ar	
	11	Pitt... Ar	
	14	Klickitat... Ar	
	17	Wahkiakus... Ar	
	31	Warwick... Ar	
	36	Centerville... Ar	
	42	Ar... Goldendale... Lv	

Mississippi Valley—North Pacific Coast

KANSAS CITY—BILLINGS—SEATTLE
 Northern Pacific-Burlington Lines.

43-1 Daily	Miles	TABLE 8 (Central Time)	2-42-20 Daily
PM 6 30	0	Lv... C. B. & Q. R. Kansas City... Ar	PM 1 10
c 7 15	35	Leavenworth... c	12 45
8 17	50	Atchison... c	12 20
11 30	64	St. Joseph... Lv	11 35
c 11 10	210	Ar... Lincoln... Ar	7 30
		Lv... Peoria... Ar	c 8 55
	162	Lv... Galesburg... Ar	5 25
1 15	206	Burlington... Ar	4 28
2 20	496	Omaha... Ar	8 30
10 20	210	Ar... Lincoln... Lv	7 30
		Lv... Lincoln... Ar	7 00
12 25	266	York... Ar	5 54
1 22	287	Aurora... Ar	5 30
1 50	306	Grand Island... Ar	5 13
2 20	338	Ravenna M.T. Ar	3 20
2 57	386	Broken Bow... Ar	2 19
4 18	468	Seneca... Ar	12 58
5 11	517	Hyannis... Ar	12 01
6 10	576	Ar... Alliance... Lv	11 00
	576	Lv... Alliance... Ar	10 35
7 14	595	Hemingford... Ar	10 10
8 23	633	Lv... Crawford... Ar	9 18
8 55	660	Ardmore... Ar	8 38
9 30	686	Ar... Edgemont... Lv	8 05
	686	Lv... Edgemont... Ar	7 55
9 40	731	Newcastle... Ar	6 55
10 40	909	Sheridan... Ar	2 20
5 18	981	Crow Agency... Ar	12 34
5 45	994	Hardin... Ar	12 13
6 53	1039	Huntley... Ar	11 18
7 15	1051	Ar... Billings... Lv	11 00
d 11 45		Ar Cody (Yellowstone Park) Lv	d 7 45
	1051	Lv... Billings... Ar	1 23
11 10	1286	Ar... Butte... Ar	6 35
3 20	1406	Ar... Missoula... (M.T.)	3 10
8 25	1664	Ar... Spokane... (P.T.)	8 18
6 00	2043	Portland (Via S. P. & S.)	9 45
7 30	2057	Tacoma... Ar	9 10
7 40	2060	Ar... Seattle... Lv	9 40

DENVER-CHEYENNE-CASPER-THERMOPOLIS-CODY-BILLINGS Burlington-Northern Pacific

29-1 Daily	MI.	TABLE 9 Mountain Time	MI.	26-30 Daily
9 40	0	Lv... Denver... Ar	671	7 15
10 45	29	Boulder... Ar	641	6 16
11 06	43	Longmont... Ar	627	5 55
	60	[Rocky Mtn. Nat'l Park]		
		[Loveland...]	610	5 18
11 57	74	Ft. Collins... Ar	5 01	
12 33	74	Cheyenne, Wyo... Ar	550	3 35
1 59	120	Ar... Wendover... Lv	428	12 37
5 10	241	Lv... Wendover... Ar	428	12 35
		Casper... Ar	329	9 35
5 12	241	Thermopolis... Ar	195	6 34
8 15	340	Kirby... Ar	183	6 10
11 30	475	Greybull... Ar	127	4 35
11 47	487	Deaver... Ar	75	3 09
1 35	543	Lv... Cody... Ar		4 20
3 09	592	Ar... Powell... Ar		3 45
c 7 45	1 00	Ar... Deaver... Lv		3 20
	1 45	(Gateway to Yellowstone)		
	2 15	Lv... Deaver... Ar		3 09
	3 09	Lv... Frannie... Ar	72	3 00
	3 21	Laurel... Ar	15	1 32
d 10 15	4 55	Ar... Billings... Lv	0	1 15
	5 20			
	N. P. 1 Daily	MI.	MI.	N. P. 26 Daily
	4 23	Lv... Billings... Ar		1 06
	11 10	Ar... Butte... Lv		7 45
	3 20	Ar... Missoula... Lv		5 18
	8 25	Ar... Spokane... Lv		10 45
	6 00	Ar... Portland... Lv		3 00
	7 40	Ar... Seattle... Lv		1 30

REFERENCE NOTES
 c—Continental Trailways Bus *Daily, †Daily, except Sunday. fStops on flag.
 d—During Park Season. Rail-Auto available at this point.

Northern Pacific Lines in Minnesota

"THE RAILROADS are to be commended for inaugurating their program of freight car repair and replacement . . . They have made a start toward solution of a problem that has an important bearing on the economy of the Pacific Northwest and of all sections of the country."

—Seattle (Wash.) Times



CHECK YOUR EXTRA BAGGAGE!

One or two small handbags will hold sufficient articles for the average traveler. You can check extra luggage (up to 150 pounds) free by using our train baggage service. It will add greatly to the convenience and comfort of yourself and fellow passengers.

PROTECT YOUR FUNDS WITH Travelers' Cheques

For our many patrons who prefer to carry a protected form of funds on their trips, at many of our larger ticket offices, you may change the cash you had planned to carry with you into American Express Travelers' Cheques. The charge for each \$100 purchased is only \$1.00. Travelers' Cheques are issued in convenient denominations of \$10, \$20, \$50 and \$100. They are spendable everywhere, and if lost or stolen a prompt refund is made.



NINE OUT OF TEN FOREST FIRES CAN BE PREVENTED

Keep Our Forests Green!

Tickets reading via N. P., G. N. or Soo Line between Minneapolis-St. Paul and Duluth-Superior will be honored on any one of the trains of the three lines.

"Duluth-Superior Short Line." Automatic Block Signal Protected

MINNEAPOLIS-ST. PAUL AND SUPERIOR-DULUTH

N. P.	G. N.	Soo	G. N.	Miles	TABLE 10				
66	20	62	24		(Central Time)				
Daily	Daily	Daily	Daily		G. N.	Soo	G. N.	N. P.	
PM	PM	AM	AM		23	63	19	65	
9 45	4 00	—	8 27	0	Lv Minneapolis (Hennepin Ave. Station)	10 30	—	6 15	5 55
10 25	3 30	8 00	8 00	0	Lv Minneapolis (Milwaukee Road Station)	10 59	5 45	—	—
10 40	—	8 40	8 00	11	Lv St. Paul (Union Station)	—	5 10	6 45	5 10
10 52	—	—	—	15	St. Paul	—	—	—	4 49
10 57	—	—	—	22	White Bear Lake 12	—	—	—	4 40
11 08	—	—	—	27	Hugo	—	—	—	4 24
11 18	—	—	—	35	Forest Lake	—	—	—	4 08
11 22	—	—	—	40	Wyoming	—	—	—	3 56
11 31	—	—	—	44	Stacy	—	—	—	3 43
11 36	—	—	—	52	North Branch	—	—	—	3 24
11 44	—	—	—	57	Harris	—	—	—	3 12
11 49	—	—	—	64	Rush City	—	—	—	2 56
11 55	—	—	—	69	Rock Creek	—	—	—	2 42
12 00	—	—	—	74	Pine City	—	—	—	2 29
12 23	—	—	—	80	Beroun	—	—	—	2 16
12 36	—	—	—	87	Hinckley	—	—	—	1 59
12 44	—	—	—	91	Friesland	—	—	—	—
12 50	—	—	—	96	Groning	—	—	—	1 29
12 58	—	—	—	100	Pinlayson	—	—	—	1 22
1 06	—	—	—	105	Rutledge	—	—	—	1 10
1 18	—	—	—	109	Willow River	—	—	—	12 58
1 28	—	—	—	113	Sturgeon Lake	—	—	—	12 52
1 36	—	—	—	119	Moose Lake	—	—	—	12 42
2 02	—	—	—	124	Barnum	—	—	—	12 31
2 25	—	—	—	130	Mahtowa	—	—	—	12 23
2 32	—	—	—	134	Atkinson	—	—	—	—
3 08	—	11 55	—	141	Ar. Carlton 11, 13	—	—	—	12 07
3 40	—	11 43	165	141	Lv. Carlton	—	—	—	12 02
4 07	—	12 11	169	146	Lv. Wrenshall	—	—	—	11 53
—	—	12 20	174	161	Central Avenue	—	—	—	11 32
—	—	—	—	—	Superior (Soo Line Station)	—	1 55	—	—
—	—	—	—	—	Superior (Union Station)	—	—	—	11 21
—	—	—	—	—	West Duluth	—	1 40	—	10 59
—	—	—	—	—	Duluth	—	1 30	—	10 45
—	—	—	—	—	Duluth (Union Depot)	—	—	—	—
—	—	—	—	—	Ar. Carlton	—	—	—	12 02
—	—	—	—	—	Thomson	—	—	—	—
—	—	—	—	—	West Duluth	—	1 40	—	10 59
—	—	—	—	—	Superior	—	1 55	3 45	11 21
—	—	—	—	—	Duluth (Soo Line Station)	—	1 30	—	—
—	—	—	—	—	Duluth (Union Depot)	—	—	—	—

Round Trip Fares between St. Paul - Minneapolis and Duluth - Superior
 { \$10.45 First Class } { \$7.50 Coach }
 on Sale Daily
 (Does not include 10% U. S. Federal Tax)

DULUTH-SUPERIOR-CARLTON AND CLOQUET			WHITE BEAR-STILLWATER			
55 Daily	MIs	TABLE 11	58 Daily	56 Daily	Miles	TABLE 12
7 25	0	Lv Duluth	7 30	10 55	0	White Bear Lake
7 39	4	Lv Superior	7 14	10 34	3.6	Mahtomedi
8 21	27	Ar. 10 Carlton 13	6 38	10 01	6.5	Duluth Junction
					8.7	Summit
					12.7	Stillwater
FREIGHT SERVICE ONLY.	27	10 Carlton 13	FREIGHT SERVICE ONLY.			
	30	Scanlon				
	33	Cloquet				

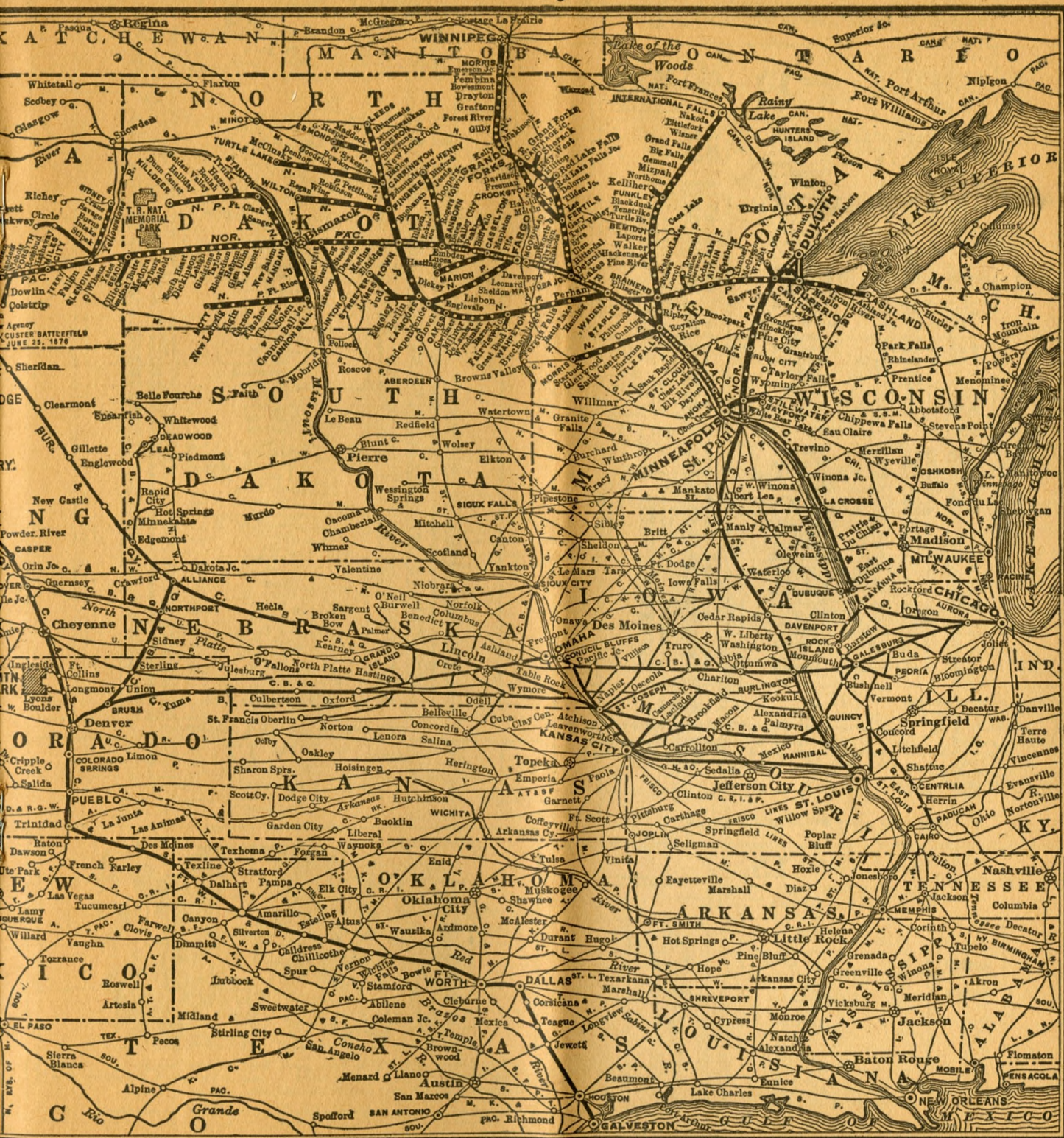
Reference Notes: *Daily. †Ex. Sun. ‡Flag stop. †Lunch.
 Numbers shown after stations refer to additional tables on which train service to and from that station can be found.
 †††Rail-Auto available at this point.

See and Know Your America
 Make your vacation or business trip complete. Attractive sight-seeing tours at all important tourist points.
 See your local railroad ticket agent for all information.

NORTHERN PACIFIC RAILWAY



Main Street of the Northwest



DULUTH-SUPERIOR TO NORTH PACIFIC COAST

DULUTH-SUPERIOR AND BRAINERD-STAPLES

Daily Ex. Sun.	57 Daily PM	55 Daily AM	Mis.	TABLE 13 (Central Time)	56 Daily PM	58 Daily AM	Daily Ex. Sun.
	6 05	7 25	0	Lv. Duluth Ar	10 55	7 30	
	6 16	7 39	4	Lv. Superior Ar	10 34	7 14	
	6 26	7 48	8	Central Ave. Sup	10 25	7 05	
			11	Pokegama			
			16	Anton			
		8 12	23	Wrenshall		6 44	
	6 55	8 21	27	Carlton 10, 11	10 01	6 38	
		8 38	37	Sawyer	9 47		
			44	Corona			
		8 54	49	Cromwell	9 29	6 08	
		9 02	55	Wright	9 19	5 59	
		9 10	61	Tamarack	9 09	5 50	
	7 49	9 22	70	McGregor	8 53	5 37	
		9 35	79	Kimberly	8 39		
			85	Rosburg			
	8 18	9 52	91	Aitkin	8 18	5 09	
	8 32	10 09	101	Deerwood 17	8 07	4 57	
			111	Loerch			
	8 52	10 29	118	Ar. Brainerd Lv	7 47	4 34	
	8 52	10 29	118	Lv. Brainerd Ar	7 47	4 34	
			122	Baxter			
			132	Pillager	7 27	4 12	
		10 52	140	Motley	7 15	4 00	
		11 05	148	Ar. Staples Lv	7 05	3 50	
	9 35	11 25	148	Ar. Staples Lv	7 05	3 50	
	3	25	1	Mis. MAIN LINE	2	26	4
	12 15	9 56	11 51	0 Lv. Staples Ar	6 55	3 44	1 56
	12 46		12 18	Wadena	6 31		1 28
	2 09		1 00	62 Detroit Lakes	5 27		12 17
	3 56		2 15	110 Moorhead	4 25		10 45
	4 30	11 55	2 30	111 Fargo	4 15	1 42	10 15
	7 35	1 30	4 27	203 Jamestown	2 20	12 03	7 35
	10 28	3 10	6 30	305 Bismarck	12 33	10 20	5 00
	10 40	3 25	6 47	310 Mandan	12 13	10 04	4 20
		10 18	3 58	742 Ar. Billings Lv	1 48	1 13	
		12 23	7 00	858 Ar. Livingston Lv	11 08	11 06	
		3 44	11 10	977 Ar. Butte	6 35	7 45	
		3 20	11 15	980 Ar. Helena	7 00	7 40	
		6 08	3 20	1097 Ar. Missoula	3 10	5 18	
		10 45	8 25	1355 Ar. Spokane Lv	8 18	10 45	
		7 15	6 00	1734 Ar. Portland via S.P.&S. Lv	9 45	3 00	
		1 33	12 01	1501 Ar. Pasco	4 50	7 50	
		3 37	2 25	1590 Ar. Yakima	2 25	5 50	
		7 50	7 30	1748 Ar. Tacoma Lv	9 10	1 15	
		7 50	7 40	1751 Ar. Seattle Lv	9 40	1 30	

Duluth and New Duluth

Mis.	TABLE 14
0	Lv. Duluth Ar
5	West Duluth
8	Riverside
10	Morgan Park
12	Ar. New Duluth Lv

Reference Notes

*Daily. †Daily, except Sunday. /Stops on flag. Numbers shown after stations refer to additional tables on which train service to and from that station can be found.

ASHLAND AND DULUTH-SUPERIOR

Miles	TABLE 15
0	Lv. Ashland Ar
5	Ashland Jct.
10	Moquah
16	Ino
24	Ar. Topside
28	Ar. Iron River
32	Muskeg
36	Brule
41	Blueberry
44	Maple
48	Poplar
50	Wentworth
57	Cutter
92	Allouez
63	East End
67	Central Ave.
71	Ar. Superior Lv
75	Ar. Duluth 10, 11, 13 Lv

NORTHERN MINNESOTA SERVICE

ST. PAUL-BRAINERD-BEMIDJI AND INTERNATIONAL FALLS

3-11 Daily PM	Miles	TABLE 16 (Central Time)	4-12 Daily AM
7 50	0	Lv. St. Paul Ar	7 15
8 30	11	Lv. Minneapolis Ar	6 40
10 40	107	Ar. Little Falls Lv	3 20
11			12
10 55	107	Lv. Little Falls Ar	2 45
11 05	113	Belle Prairie	2 27
11 08	115	Camp Ripley Jct.	2 22
		Camp Ripley	
11 11	116	Topeka	2 18
11 19	122	Port Ripley	2 09
11 33	131	Crow Wing	1 52
11 37	133	Barrows	1 47
11 45	139	Ar. Brainerd Lv	1 35
6 05	0	Lv. Duluth Ar	7 30
6 16	4	Lv. Superior Ar	7 14
8 52	118	Ar. Brainerd Lv	4 34
12 15	139	Lv. Brainerd Ar	1 05
12 33	149	Merrifield	12 33
12 41	154	Lake Hubert	12 25
12 46	156	Nisswa	12 20
12 53	162	Pequot Lakes	12 09
1 02	166	Jenkins	12 02
1 13	172	Pine River	11 50
1 20	176	Mildred	11 42
1 30	181	Backus	11 34
1 45	189	Hackensack	11 20
1 58	196	Cyphers	11 09
2 12	202	Walker	10 58
2 27	209	Benedict	10 43
2 37	214	Laporte	10 36
2 52	220	Guthrie	10 27
3 00	225	Nary	10 18
3 19	234	Ar. Bemidji Lv	10 03
3 34	234	Lv. Bemidji Ar	9 53
3 49	238	Lavinia	9 36
3 57	243	Turtle River	9 26
4 07	250	Tenstrike	9 16
4 12	252	Hines	9 10
4 22	257	Blackduck	9 01
4 32	264	Funkley	8 50
	271	Orth	
	275	Kelliher	
4 51	273	Northome	8 34
5 02	279	Mizpah	8 25
5 12	283	Gemmell	8 16
5 20	288	Ridge	8 09
5 36	296	Margie	7 57
5 53	305	Big Falls	7 43
5 56	306	Grand Falls	7 40
6 05	311	Waukanha	7 32
6 13	315	Wisner	7 24
6 28	323	Littlefork	7 11
6 45	332	Nakoda	6 57
7 00	339	Ar. International Falls Lv	6 45

CUYUNA NORTHERN BRANCH

Miles	TABLE 17 (Central Time)
0	Lv. Deerwood Ar
4	Ironton
8	Ar. Trommald Lv



The Lewis and Clark Traveller's Rest Buffet-Lounge car on the Vista-Dome North Coast Limited, is one of the most attractive and unusual cars on any American railroad.

Northern Pacific Lines in Minnesota, North Dakota and Manitoba

ST. PAUL-MINNEAPOLIS, GRAND FORKS-WINNIPEG

1-13 Daily PM	Miles	TABLE 18 (Central Time)	14-2 Daily AM
10 30	0	Lv. Chicago.....Ar	7 15
8 40	0	Lv. St. Paul.....Ar	10 15
9 15	11	Lv. Minneapolis.....Ar	9 42
10 32	76St. Cloud.....Ar	8 19
11 05	107Little Falls.....Ar	7 40
11 41	141	Ar. Staples.....Lv	7 02
7 25	0	Lv. Duluth.....Ar	10 55
7 39	4	Lv. Superior.....Ar	10 34
11 25	148	Ar. Staples.....Lv	7 05
11 51	141	Lv. Staples.....Ar	6 55
12 12	159	Lv. Wadena.....Ar	6 31
1 00	203	Ar. Detroit Lakes.....Lv	5 37
—	216Lake Park.....Ar	—
1 30	224	Ar. Manitoba Jct.....Lv	5 07
124			
12 20	0	Lv. Fargo.....Ar	6 15
12 24	1Moorhead.....Ar	6 10
1 16	28Manitoba Jct.....Ar	5 24
13 Daily			
1 43	224	Lv. Manitoba Jct.....Ar	4 52
1 52	229Hitterdal.....Ar	4 36
2 02	236Ulen.....Ar	4 23
2 12	243Syre.....Ar	4 12
2 22	248Twin Valley.....Ar	4 02
2 33	256Gary.....Ar	3 51
2 50	268	Ar. Fertile.....Lv	3 34
—	284Harold.....Ar	—
3 26	291Crookston.....Ar	2 57
4 10	318	Lv. East G. Forks, Minn.....Lv	2 18
4 16	319	Lv. Grand Forks, N. D.....Lv	2 04
4 41	335Mekinock.....Ar	1 34
f 4 49	340Honeyford.....Ar	1 25
4 55	344Giby.....Ar	1 18
f 5 02	348Johnstown.....Ar	1 11
5 10	353Forest River.....Ar	1 04
b 5 18	358Voss.....Ar	12 54
—	363Kellogg.....Ar	f 12 47
5 34	367Gratton.....Ar	12 40
f 5 45	374Cashel.....Ar	f 12 29
5 59	383Drayton.....Ar	12 18
6 13	392Bowesmont.....Ar	12 06
6 25	401Joliette.....Ar	11 53
6 42	412	Ar. Pembina, N. D.....Lv	11 38
<i>International Boundary</i>			
7 05	415	Lv. Emerson Jct., Man. Ar	11 12
a 7 18	424Letellier.....Ar	a —
a 7 31	433St. Jean Baptiste.....Ar	a —
7 41	440Morris.....Ar	10 36
a 8 05	457Ste. Agathe.....Ar	a —
a 8 21	465Cartier.....Ar	a —
a 8 45	477Portage Jct.....Ar	a —
8 55	480	Ar. Winnipeg.....Lv	9 35

Reference Notes.

- a—Nos. 13 and 14 will stop to take on and let off revenue passengers.
- b—Stops Saturdays, Sundays and Holidays—flag stop other days.
- f—Stop on flag
- ↑Daily, except Sunday.
- RA—Rail-Auto available at this point.

Equipment

Reclining Seat Coach—Air-Conditioned. Between St. Paul and Winnipeg.
Coffee Shop—Reclining Seat Coach. Between St. Paul and Winnipeg.

RED LAKE FALLS BRANCH			
0	Lv.	Fertile.....Ar	
6	Lee.....Ar	
12	Tilden Jct.....Ar	
16	Delorme.....Ar	
20	Perault.....Ar	
24	Red Lake Falls.....Ar	
33	Dorothy.....Ar	
45	Buffington.....Ar	
49	Key West.....Ar	
55	Carthage Jct.....Ar	
60	East Grand Forks.....Ar	
61	Ar.Grand Forks.....Lv	

Miles	TABLE 19
Freight Service Only	
MORRIS BRANCH	
0	Lv. Little Falls.....Ar
8Flensburg.....Ar
15Swanville.....Ar
20Burtrum.....Ar
24Grey Eagle.....Ar
28Ward Springs.....Ar
36Sauk Centre.....Ar
47Westport.....Ar
52Villard.....Ar
59Glenwood.....Ar
68Starbuck.....Ar
78Cyrus.....Ar
87	Ar. Morris.....Lv



YOU'LL LIKE THE Vista-Dome NORTH COAST LIMITED

ST. PAUL-MINNEAPOLIS AND FERGUS FALLS-WAHPETON-OAKES

57 Daily	3 Ex. Sat.	Miles	TABLE 20 (Central Time)	2 Daily	56 Daily
	7 50	0	Lv. St. Paul.....Ar	10 15	
	8 30	11	Lv. Minneapolis.....Ar	9 42	
	11 55	141	Ar. Staples.....Lv	7 02	
6 05		0	Lv. Duluth.....Ar		10 55
6 16		4	Lv. Superior.....Ar		10 34
9 35		148	Ar. Staples.....Lv		7 05
MAIN LINE					
	1 11 Ex. Sun. AM		Lv. Staples.....Ar	1 12 Ex. Sun. PM	
	5 30	0Aldrich.....Ar	5 25	
	5 40	7Verndale.....Ar	5 11	
	5 50	11Verndale.....Ar	5 05	
FERGUS FALLS BRANCH					
	6 05	0Wadena.....Ar	4 53	
	6 28	10Deer Creek.....Ar	4 31	
	6 43	18Henning.....Ar	4 15	
	6 56	24Vining.....Ar	4 02	
	7 06	29Clithral.....Ar	3 51	
	7 15	33Battle Lake.....Ar	3 42	
	7 32	41Underwood.....Ar	3 26	
f 7 40	46	46Wall Lake.....Ar	f 3 15	
f 7 53	51	51Fergus Falls.....Ar	f 3 05	
f 8 04	58	58French.....Ar	f 2 53	
f 8 14	63	63Foxhome.....Ar	f 2 42	
f 8 23	68	68Everdell.....Ar	f 2 34	
8 39	77	77Breckenridge, Minn.....Ar	2 19	
8 45	78	78Wahpeton, N. D.....Ar	2 14	
f 8 56	85	85Farmington.....Ar	f 2 00	
f 9 01	88	88Fairview Jct.....Ar	f 1 55	
9 05	91	91Mooreton.....Ar	1 50	
9 16	97	97Barney.....Ar	1 38	
9 27	103	103Wyndmere.....Ar	1 26	
9 42	113	113De Lamere.....Ar	1 09	
9 52	119	119Milnor.....Ar	12 58	
f 10 04	124	124Hoving.....Ar	f 12 46	
10 14	129	129Gwinner.....Ar	12 36	
10 28	136	136Sturum.....Ar	12 21	
10 43	143	143Crete.....Ar	12 06	
11 05	151	151	Ar. Oakes.....Lv	11 50	

FARGO-CASSELTON-MARION

137 Mixed Ex. Sun.	Miles	TABLE 21	138 Mixed Ex. Sun.
7 20	0	Lv. Fargo.....Ar	5 25
7 33	5West Fargo.....Ar	5 11
7 50	13Mapleton.....Ar	4 50
8 30	20Cassellton.....Ar	4 40
f 8 48	26Myra.....Ar	f 4 08
9 06	33Embsden.....Ar	3 54
9 32	39Alice.....Ar	3 37
10 10	48Lucca.....Ar	3 08
10 30	53Nome.....Ar	2 55
10 46	57Eastedge.....Ar	2 39
11 08	61Kathryn.....Ar	2 23
11 38	68Hastings.....Ar	1 59
12 08	73Litchville.....Ar	1 40
12 45	80	Ar. Marion.....Lv	1 15

Northern Pacific Lines in North Dakota

ST. PAUL-MINNEAPOLIS-FARGO AND LA MOURE-EDGELEY

TABLE 22			TABLE 25					
(Central Time)			(Central Time)					
3 Daily Ex. Sat.	Miles	Lv. St. Paul Ar	57 Daily	3 Daily Ex. Sat.	Miles	Lv. St. Paul Ar	4 Daily Ex. Mon.	58 Daily
7 50	0	Minneapolis Lv	7 50	0	11	Minneapolis Lv	7 15	
8 30	11	Fargo Lv	8 30	11		Duluth Ar	6 40	
4 10	252	Duluth Ar	6 05	0	4	Superior Ar		7 30
* 6 05	0	Superior Lv	6 16	4	4	Jamestown Lv		7 14
6 16	4	Staples Lv						
9 35	148	Fargo Lv						
† 4 10	259	Fargo Lv	147 Ex. Sun. AM					
FARGO AND SOUTHWESTERN BRANCH								
139 Ex. Sun. AM		Fargo 1-18 Ar	9 20			Jamestown Ar		
5 50	0	Horace Lv	f 9 36	9 10	0	Parkhurst Ar	4 00	
f 6 21	16	Warren Lv	9 52	9 36	6	Buchanan Ar	f 3 42	f 4 58
f 6 27	20	Davenport Lv	10 10	9 52	21	Pingree 24 Ar	3 31	4 47
f 6 36	25	Woods Lv					3 18	4 36
f 6 43	29	Leonard Lv				Edmunds Ar	3 06	160 From Wilton See Table No. 24
f 6 51	36	Coburn Lv				Melville Ar	2 53	
f 7 00	42	Sheldon Lv				Carrington Lv	2 36	
f 7 12	51	Buttville Lv						
f 7 25	56	Lisbon Lv				Carrington Ar		
f 7 37	64	Elliott Lv				Dover Ar	f 11 05	
f 7 44	69	Englevale Lv				Sykeston Ar	f 10 42	
f 7 55	77	Verona Lv				Heaton Ar	10 26	
8 05	83	Independence Lv				Bowdon Ar	10 07	
8 17	88	La Moure Lv				Chaseley Ar	9 46	
9 55	0	La Moure Ar				Hurdsfield Ar	9 31	
10 50	21	Oakes Lv				Goodrich Ar	9 17	
8 17	88	La Moure Ar				Denhoff Ar	8 47	
8 33	98	Berlin Lv				McClusky Ar	8 33	
f 8 41	104	Medberry Lv				Picardville Ar	f 8 08	
8 53	110	Edgeley Lv				Mercer Ar	f 7 43	
STREETER BRANCH						Turtle Lake Lv	7 25	
	110	Edgeley Ar					7 05	
f 9 13	114	Deisem Lv				Guptill Ar	f 2 26	
9 31	122	Jud Lv				Barlow Ar	2 19	
9 49	129	Alfred Lv				New Rockford Ar	2 04	
10 08	137	Gackle Lv				Shyenne Ar	1 47	Mixed
10 35	147	Streeter Lv				Oberon Ar	1 32	174 Ex. Sun.
						Oberon Ar		10 30
						Josephine Ar		10 17
						Flora Ar		10 05
						Maddock Ar		9 50
						Hesper Ar		9 30
						Esmond Lv		9 10
						Lallie Ar	f 1 25	
						Minnewaukan Ar	1 15	
						Brinsmade Ar	1 00	
						Leeds Lv	12 40	

SANBORN AND COOPERSTOWN-McHENRY

TABLE 23			TABLE 26					
(Central Time)			(Central Time)					
141 Ex. Sun.	Miles	Lv. Valley City 2 Ar	57 Daily	25 Daily	Miles	Lv. St. Paul Ar	4 Daily Ex. Mon.	58 Daily
8 00	0	Sanborn 2 Lv	7 15	7 45	0	Minneapolis Ar	7 15	
8 30	0	Rogers Lv	6 05	6 16	11	Duluth Ar	6 40	
8 52	10	Dazey Lv				Superior Ar		7 30
9 12	18	Walum Lv				Jamestown Ar		7 14
9 24	24	Hannaford Lv						
f 9 31	27	Shepard Lv				Jamestown Ar	2 35	
f 9 44	33	Cooperstown Lv				Ypsilanti Ar	2 05	
9 55	37	Jessie Lv				Montpelier Ar	1 50	
10 14	46	Binford Lv				Adrian Ar	1 35	
10 25	51	Mose Lv				Dickey Ar	1 20	
10 35	57	McHenry Lv				Grand Rapids Ar	12 59	
10 50	63					La Moure Ar	12 40	
						Independence Ar	12 20	
						Glover Ar	f 12 05	
						Oakes Lv	11 50	

TWIN CITIES-JAMESTOWN AND WILTON

TABLE 24			TABLE 27					
(Central Time)			(Central Time)					
3 Daily Ex. Sat.	Miles	Lv. St. Paul Ar	57 Daily	3 Daily Ex. Sat.	Miles	Lv. Mandan Ar	4 Daily Ex. Mon.	58 Daily
147 Ex. Sun. AM		Minneapolis Lv				Bismarck Ar		
9 20		Jamestown Ar				McKenzie Lv		
9 52		Buchanan Ar				McKenzie Ar		
10 10	0	Pingree 25 Ar				McKenzie Ar		
10 29	9	Vashti Ar						
10 42	15	Goldwin Ar						
10 51	21	Woodworth Ar						
11 14	32	Pettibone Ar						
11 24	37	Lake Williams Ar						
11 40	45	Robinson Ar						
12 02	55	Tuttle Ar						
12 19	63	Arena Ar						
12 31	69	Wing Ar						
12 57	81	Regan Ar						
f 1 07	86	Still Ar						
1 25	93	Wilton Lv						

ST. PAUL-MPLS.-DUL.-SUPR.-CARRINGTON AND ESMOND-LEEDS

TABLE 25			TABLE 26					
(Central Time)			(Central Time)					
57 Daily	3 Daily Ex. Sat.	Miles	57 Daily	25 Daily	Miles	Lv. St. Paul Ar	4 Daily Ex. Mon.	58 Daily
7 50	0	11	7 15	7 45	0	Minneapolis Ar	7 15	
8 30	11	4	6 05	6 16	11	Duluth Ar	6 40	
						Superior Ar		7 30
						Jamestown Ar		7 14
						Jamestown Ar	2 35	
						Ypsilanti Ar	2 05	
						Montpelier Ar	1 50	
						Adrian Ar	1 35	
						Dickey Ar	1 20	
						Grand Rapids Ar	12 59	
						La Moure Ar	12 40	
						Independence Ar	12 20	
						Glover Ar	f 12 05	
						Oakes Lv	11 50	

† Ex. Sun.

ST. PAUL-MPLS.-DUL.-SUPR.-LA MOURE AND OAKES—VIA JAMESTOWN

TABLE 26			TABLE 27					
(Central Time)			(Central Time)					
57 Daily	25 Daily	Miles	57 Daily	25 Daily	Miles	Lv. Mandan Ar	4 Daily Ex. Mon.	58 Daily
7 15	7 45	0	7 15	7 45	0	Bismarck Ar		
6 05	6 16	11	6 05	6 16	11	McKenzie Lv		
						McKenzie Ar		
						McKenzie Ar		

FREIGHT SERVICE ONLY

FREIGHT SERVICE ONLY

MANDAN, NEW LEIPZIG AND MOTT

	161 Ex. Sun. AM	Miles	TABLE 28 (Mountain Time)		162 Ex. Sun. PM
			Lv.	Ar.	
	5 50	0	Lv. Mandan	Ar	2 30
	f 6 13	13	Schmidt		f 1 57
	6 25	20	Huff		1 44
	6 38	28	Fort Rice		1 30
	6 55	37	Cannon Ball		1 11
Mountain Time, one hour earlier than Central Time.	7 21	46	Solen		12 46
	f 7 34	54	Breien		12 32
	7 42	57	Timmer		f 12 26
	8 05	70	Flasher		12 05
	8 23	79	Lark		11 49
	8 43	89	Carson		11 34
	8 55	95	Hell		11 21
	9 11	102	Elgin		11 09
	9 23	108	New Leipzig		10 56
	f 9 29	112	Odessa		f 10 47
	9 39	118	Burt		10 39
	9 55	127	Ar. Mott	Lv	10 20

MANDAN, STANTON AND KILLDEER

	163 Ex. Sun. AM	Miles	TABLE 29 (Mountain Time)		164 Ex. Sun. PM
			Lv.	Ar.	
	6 00	0	Lv. Mandan	Ar	2 15
	f 6 20	11	Harmon		f 1 53
	6 36	21	Price		1 39
	6 50	28	Sanger		1 26
Mountain Time, one hour earlier than Central Time.	7 04	36	Hensler		1 13
	7 19	44	Fort Clark		1 00
	7 34	53	Stanton		12 46
	7 55	65	Hazen		12 26
	8 15	74	Beulah		12 06
	8 30	81	Zap.		11 52
	8 45	88	Golden Valley		11 39
	9 00	95	Dodge		11 25
	9 16	102	Halliday		11 11
	9 26	108	Werner		11 00
	9 39	115	Dunn Center		10 45
	9 55	122	Ar. Killdeer	Lv	10 25

BEACH AND OLLIE

	Mixed 199 Mon. & Fri.	Miles	TABLE 30 (Mountain Time)		Mixed 200 Mon. & Fri.
			Lv.	Ar.	
	6 10	0	Lv. Beach	Ar	9 05
	6 27	8	Thelan		8 35
	6 45	13	Golva, No. Dak.		8 20
	7 05	21	Carlyle, Mont.		7 55
	7 25	26	Ar. Ollie	Lv	7 35

**GLENDIVE AND SIDNEY
NORTHERN PACIFIC TRANSPORT CO.**

	Bus Daily AM	Miles	TABLE 31 (Mountain Time) Rail Tickets Honored.		Bus Daily PM
			Lv.	Ar.	
	8 00	0	Lv. Glendive	Ar	4 45
	f —	11	Stipek		f —
	f —	20	Intake		f 4 15
	f —	29	Burns		f —
	8 45	35	Savage		3 55
	f —	40	Hoffmanville		f —
	f —	45	Crane		f —
	f —	—	Newlon		f —
	9 25	55	Ar. Sidney	Lv	3 20

**GLENDIVE-CIRCLE-BROCKWAY
NORTHERN PACIFIC TRANSPORT CO.**

	Bus Ex. Sun. AM	Miles	TABLE 32 (Mountain Time) Rail Tickets Honored.		Bus Ex. Sun. PM
			Lv.	Ar.	
	8 00	0	Lv. Glendive	Ar	1 55
	f —	13	Green		f —
	8 40	24	Lindsay		1 15
	f —	33	Rimroad		f —
	f —	38	Redwater		f —
	9 15	52	Circle		12 30
	10 30	64	Ar. Brockway	Lv	10 35

Northern Pacific Lines in Montana

**BILLINGS AND RED LODGE
NORTHERN PACIFIC TRANSPORT CO.**

Bus Daily PM	Bus Daily A. M.	Mls	TABLE 33 (Mt. Time) Rail Tickets Honored		Bus Daily P. M.	Bus Daily AM
			Lv.	Ar.		
2 45	7 30	0	Lv. Billings	Ar	6 15	11 30
f —	f —	8	Yegen		f —	f —
f —	f —	12	Mossmain		f —	f —
3 10	7 55	15	Laurel		5 55	11 05
f —	f —	20	Mason		f —	f —
3 25	8 10	25	Silesia		5 40	10 50
f —	f —	27	Blum		f —	f —
f —	f —	29	Rockvale		f —	f —
f —	f —	29	Montaqua		f —	f —
3 40	8 25	33	Joliet		5 25	10 35
3 50	8 35	36	Boyd		5 15	10 25
4 05	8 50	47	Roberts		5 00	10 00
f —	f —	53	Fox		f —	f —
4 30	9 15	59	Ar. Red Lodge	Lv	4 45	9 45
c 9 25	—	—	Lv. Red Lodge	Ar	c 4 40	—
—	—	—	"See 'Em Alive'"		—	—
—	—	—	Princeton Camp		—	—
—	—	—	Piney Dell		—	—
—	—	—	Richel Lodge		—	—
—	—	—	Twin Lakes		—	—
—	—	—	Summit		—	—
—	—	—	Long Lake		—	—
11 30	—	—	Beartooth		3 00	—
12 25	—	—	Ar. Cooke	Lv	2 00	—
—	—	—	Lv. Cooke	Ar	—	—
c 12 35	—	—	Ar. Silver Gate	Lv	c 1 50	—
—	—	—	(N. E. Entrance Yellowstone Park)		—	—

LAUREL-MOSSMAIN AND RAPELJE

	Miles	TABLE 34 (Mountain Time)		Freight Service Only
		Lv.	Ar.	
	0	Lv. Laurel	Ar	Freight Service Only
	5	Mossmain		Freight Service Only
	7	Hesper		Freight Service Only
	27	Molt		Freight Service Only
	35	Wheat Basin		Freight Service Only
	45	Ar. Rapelje	Lv	Freight Service Only

**BILLINGS-LAUREL AND BRIDGER
AMERICAN BUSLINES
(Rail Tickets Honored)**

Bus Daily	Bus Daily	Mls	TABLE 35 (Mountain Time)		Bus Daily	Bus Daily
			Lv.	Ar.		
7 30	8 00	0	Lv. Billings	Ar	4 10	4 20
—	—	10	Mossmain		—	—
—	—	15	Laurel		3 46	4 00
f —	f —	31	Edgar		f —	f —
f —	f —	37	Fromberg		f —	f —
8 30	9 05	44	Ar. Bridger	Lv	3 06	3 22

ROSEBUD BRANCH

	Miles	TABLE 37	
		Lv.	Ar.
	0	Nichols	
	15	Dowlin	
	29	Colstrip	
	34	Cow Creek	

**LIVINGSTON AND GARDINER
Gateway to Yellowstone National Park
NORTHERN PACIFIC TRANSPORT COMPANY**

Bus Daily PM	Bus Daily AM	Mls	TABLE 38 (Mountain Time) Rail tickets honored		Bus Daily AM	Bus Daily PM
			Lv.	Ar.		
e 12 40	e 7 20	0	Lv. Livingston	Ar	e 10 35	e 9 09
—	—	10	Brisbin		—	—
—	—	15	Trail Creek		—	—
f —	f —	17	Pray		f —	f —
f —	f —	20	Chicory		f —	f —
f —	f —	23	Emigrant		f —	f —
1 35	f —	23	Chico Hot Springs		f —	8 10
—	—	25	Merriman		—	—
—	—	31	Dailey		—	—
—	—	37	Carbella		—	—
—	—	40	Sphinx		—	—
f —	f —	47	Corwin Springs		f —	f —
e 2 30	e 9 00	49	Ar. Gardiner	Lv	e 9 05	e 7 30

**LIVINGSTON-CLYDE
PARK AND WILSALL**

Mls	TABLE 39 Freight Service Only	
	Lv.	Ar.
0	Lv. Livingston	Ar
10	Grannis	
14	Chadborn	
20	Clyde Park	
28	Ar. Wilsall	Lv

**BUTTE, ANACONDA &
PACIFIC RAILWAY**

Mls	TABLE 42 (Mt. Time)	
	Lv.	Ar.
0	Lv. Butte	Ar
4	Rocker	
7	Silver Bow	
8	Ramsay	
9	Dawson	
14	Durant	
16	Gregson	
26	Ar. Anaconda	Lv

**BUTE-WHITEHALL AND PONY-HARRISON-NORRIS
NORTHERN PACIFIC TRANSPORT COMPANY**

Bus Ex. Sunday A. M.	Mls	TABLE 40 (Mountain Time)		Bus Ex. Sunday P. M.
		Lv.	Ar.	
9 30	0	Lv. Butte	Ar	5 30
11 15	33	Ar. Whitehall	Lv	4 40
Bus Ex. Sunday A. M.		Rail Tickets Honored.		Bus Ex. Sunday P. M.
11 15	33	Lv. Whitehall	Ar	4 40
11 30	40	Lv. Cardwell	Lv	4 25
12 01	52	Lv. Sappington	Lv	4 05
12 15	61	Lv. Harrison	Lv	3 50
12 45	75	Ar. Norris	Lv	3 30
1 15	—	Ar. Ennis	Lv	3 00
12 20	0	Lv. Harrison	Ar	12 05
12 50	6	Ar. Pony	Lv	11 35

arriving Gardiner 9 00 am and 2 30 pm; leave Gardiner 9 05 am and 7 30 pm; arriving Livingston 10 35 am and 9 00 pm. After Sept. 5, 1958, bus leaves Livingston daily, except Sunday, 7 55 am, arrives Gardiner 9 45 am; leaves Gardiner, daily except Sunday, 1 15 pm, arrives Livingston 2 45 pm.

fStops on flag. ||Lunch. †Daily, except Sunday. *Daily.
☞ Rail-Auto Service at this point.
Numbers shown after stations refer to additional tables on which train service to and from that station can be found.

**REFERENCE
NOTES**

cDaily during Yellowstone Park season, June 16 to September 4.

dConnect at Silver Star.

eDuring Park season (June 16 to Sept. 4, 1958), buses operate daily from Livingston at 7 20 am and 12 40 pm,

Northern Pacific Lines in Montana, Washington and Idaho

LOGAN-WHITEHALL AND ALDER NORTHERN PACIFIC TRANSPORT COMPANY

		TABLE 41 (Mountain Time)			
Bus Daily	Bus Ex. Sun.	Miles	Bus Daily	Bus Ex. Sun.	
9 15	10 00	0	Lv. Logan Ar.	8 35	5 30
f 9 30	10 15	7	Three Forks	8 20	5 15
9 40	10 15	13	Willow Creek	8 00	f
10 20	11 00	39	Ar. Whitehall Lv.	7 20	4 40
Rail Tickets Honored.					
8 00	11 10	9 30	Lv. Butte Ar	6 35	5 30
	Bus Ex. Sun.	11 15	33	Ar. Whitehall Lv	4 40
	11 15	0	Lv. Whitehall Ar		
	11 45	11	Waterloo		
9 10	d1155	16	Silver Star		1 00
		19	Iron Rod		
9 30		26	Twin Bridges	3 40	12 35
9 55		33	Sheridan	3 25	12 10
10 15		48	Laurin	3 10	11 50
10 25		48	Alder	3 05	11 40
10 45		55	Ar. Virginia City Lv	2 50	11 25
	2 15	69	Ar. Ennis Lv	2 20	

BUTTE-HELENA AND DRUMMOND-PHILPSBURG

		TABLE 43 (Mt. Time)			
Bus Daily A. M.	Miles	Bus Daily P. M.			
11 30			Lv. Butte Ar	6 25	
1 10			Ar. Garrison Lv	5 00	
Tr'n1 Daily A.M.					
11 30	0		Helena	6 45	
1 40			Garrison	5 00	
2 12	72		Drummond	4 12	
Intermountain Transportation Company (Rail Tickets Honored.)					
10 10	11 30	0	Lv. Drummond Ar	8 35	7 00
10 19	11 39	6	Hall	8 26	6 51
		12	Stone		f
		15	Maxville		f
10 50	12 10	26	Ar. Philipsburg Lv	7 55	6 20

SPOKANE-COULEE AND CONNELL

		TABLE 50 (Pacific Time)			
Miles		Lv.	Ar.	Lv.	Ar.
0		Lv. Spokane	Ar		
9		Marshall			
16		Cheney			
27		Medical Lake			
37		Hite			
43		Reardan			
50		Mondovi			
58		Davenport			
64		Rocklyn			
73		Telford			
81		Creston			
91		Wilbur			
97		Govan			
104		Almira			
108		Hanson			
113		Hartline			
122		Oclair			
125		Cooulee City			
147		Wheeler			
160		Warden			
169		Bruce			
175		Shano			
186		Ar. Connell Lv			

FREIGHT SERVICE ONLY

FREIGHT SERVICE ONLY

MISSOULA-DIXON-POLSON

B IMT Bus Daily	A NPT Bus Ex. Sun.	A NPT Bus Ex. Sun.	Miles	TABLE 45 (Mountain Time)	A NPT Bus Ex. Sun.	A NPT Bus Ex. Sun.	B IMT Bus Daily
8 45	3 45	7 00	0	Lv. Missoula Ar	1 50	12 50	10 60
9 07	4 25	7 35	28	Arlie	1 15	12 10	9 23
9 37	4 40	7 55	39	Ar. Ravalli Lv	12 55	11 55	9 08
9 45	f			St. Ignatius		11 45	9 00
10 09	5 10		61	Ronan		11 25	8 36
10 16			67	Pablo			8 29
10 35	5 35		75	Ar. Polson Lv		11 00	8 15
		7 55	39	Lv. Ravalli Ar	12 55		
		8 05	47	Dixon	12 35		
			52	Ar. Moiese Lv			
		8 35	61	Ar. Charlo Lv	12 00		
		9 30		Ronan	11 30		
11 50				Kalispell			6 45

Reference Notes:

- ① Not on Rail line.
- A—Northern Pacific Transport Bus-Rail tickets honored.
- B—Intermountain Transportation Company Bus-Rail tickets honored **Sundays** only between Missoula, Polson and intermediate stations.

BUTTE-HELENA-MISSOULA AND STEVENSVILLE-HAMILTON NORTHERN PACIFIC TRANSPORT COMPANY

Bus -1 Daily AM	Miles	TABLE 46 (Mountain Time)	2-Bus Daily PM
11 30	0	Lv. Butte Ar	6 25
3 20	120	Ar. Missoula Lv	3 10
Rail Tickets Honored.			
11 30	0	Lv. Helena Ar	6 45
3 20	117	Ar. Missoula Lv	3 10
Bus Daily PM	Bus Daily AM		Bus Daily PM
3 45	7 30	Lv. Missoula Ar	1 10
		Post	7 35
		Hayes	6
4 05	7 50	Lolo	12 45
		McClain	7 15
4 15	8 05	Florence	12 30
		Kenspur	7 00
		Bass	
4 35	8 20	Stevensville	12 10
4 50	8 40	Victor	12 01
		Tucker	
5 05	8 50	Corvallis	11 50
5 15	9 00	Ar. Hamilton Lv	11 40
	9 00	Lv. Hamilton Ar	11 40
		Grantsdale	
		Como	
		Gorus	
5 35	9 30	Ar. Darby (Nearest rail-head Lv to Salmon, Idaho)	11 10

HELENA-BUTTE-MISSOULA AND WALLACE

		Bus-25 Daily	1 Daily	Miles	TABLE 47 (Mtn Time)	Bus-26 Daily	Bus-2 Daily	Bus-2 Daily
		3 25	11 30	0	Lv. Helena Ar	7 35	6 45	6 45
		6 08	3 20	117	Ar. Missoula Lv	5 18	3 10	3 10
		3 49	11 30	0	Lv. Butte Ar	7 40	6 25	6 25
		6 08	3 20	120	Ar. Missoula Lv	5 18	3 10	3 10
Bus Daily AM	Bus Daily PM	Bus Daily AM	Bus Daily PM		Western Greyhound Lines, Inc. Rail tickets honored when destined to or reading from stations on Missoula-Wallace branch.	Bus Daily AM	Bus Daily PM	Bus Daily PM
2 20	8 40	3 40	7 45	0	Lv. Missoula Ar	2 30	7 45	12 50
f	9 03	4 05	8 07	17	Frenchtown	f	7 19	12 23
f	9 10	4 11	8 13	22	Huson	f	7 13	12 17
f	f	f	f	26	Nine Mile	f	f	f
3 00	9 20	4 23	8 25	29	Alberton	1 48	7 05	12 05
f	f	f	f	48	Cyr	f	f	8 50
3 40	10 00	5 05	9 05	64	Superior	1 07	6 20	11 20
4 00	10 20	5 25	9 25	78	Ar. St. Regis Lv	12 47	6 00	11 00
f	f	5 45	9 45	97	De Borgia	f	f	7 10
f	f	R5 57	9 58	102	Haugan	12 17	f	7 20
f	f	f	f	107	Saltese	f	5 30	R1030
f	f	f	f	107	Taft	f	f	f
f	f	f	f	116	Lookout, Mont.	f	f	f
c	c	c	c	125	Larson	c	c	c
5 00	11 18	6 30	10 30	128	Mullan	11 47	5 00	10 00
5 25	11 40	6 45	10 55	135	Ar. Wallace (MT) Lv	11 35	4 45	9 45

Reference Marks

- *Daily. c—Not served by highway bus. f—Stops on flag. HS—Highway Stop. R—Rest stop.

YAKIMA, NACHES, MOXEE CITY AND TIETON

Miles	TABLE 48 (Pacific Time)
0	Lv. Yakima Ar
14	Ar. Naches Lv
0	Lv. Yakima Ar
9	Ar. Moxee City Lv
0	Lv. Yakima Ar
17	Ar. Tieton Lv

PASCO AND PENDLETON

Miles	TABLE 49 (Pacific Time)
0	Lv. Pasco Ar
12	Atalia
15	Wallula
25	Ring, Ore
30	Vansycle
32	Stanton
33	Smeltz
35	Apex
37	Helix
42	Myrick
46	McCormmach
48	Fulton
54	Ar. Pendleton Lv

Time from 12:01 midnight to 12:00 noon shown in light face type; time from 12:01 noon to 12:00 midnight shown in heavy face type.

Northern Pacific Lines in Washington and Idaho

SPOKANE-PULLMAN AND LEWISTON

311 Daily AM	Miles	TABLE 51 (Pac. Time)	314 Daily
8 45	0	Lv. Spokane..Ar	8 30
8 57	0	Marshall..Ar	8 19
9 14	20	Spangle..Ar	8 02
	28	Plaza..Ar	
9 35	36	Rosalie..Ar	7 41
	38	Donahue..Ar	
	41	McCoy..Ar	
9 51	47	Oakesdale..Ar	7 25
10 01	52	Belmont..Ar	7 16
	56	Euen..Ar	
10 11	58	Garfield..Ar	7 05
10 31	68	Palouse..Ar	6 48
	75	Fallon..Ar	
	79	Whelan..Ar	
10 59	84	Pullman..Ar	6 22
	90	Sunshine, Wash..Ar	
11 18	95	Moscow, Ida..Ar	6 01
11 28	102	Joel..Ar	
11 34	106	Howell..Ar	
11 41	108	Troy..Ar	5 37
	114	Bovard..Ar	
12 04	120	Kendrick..Ar	5 14
12 11	124	Julietta..Ar	5 07
12 23	132	Arrow 53..Ar	4 54
12 29	135	Spalding..Ar	4 47
12 31	136	Lv. North Lapwai..Ar	4 44
12 45	146	Ar. Lewiston..Lv	4 30
		Clarkston..Ar	

Tickets reading via Northern Pacific Railway between Spokane and Lewiston and intermediate points will also be honored on buses of Western Greyhound Lines.

Tickets reading via Northern Pacific Railway between Lewiston and Spokane and intermediate points will also be honored on buses of Western Greyhound Lines.

9:10	9:00	8:50	8:40	8:30
7 30	1 45	10 50	6 00	Lv. Spokane..Ar
				Lv. Coftax..Lv
				Lv. Pullman..Lv
				Lv. Moscow..Lv
				Lv. Lewiston..Lv
				Lv. Spokane..Ar
				Lv. Coftax..Lv
				Lv. Pullman..Lv
				Lv. Moscow..Lv
				Lv. Lewiston..Lv

FREIGHT SERVICE ONLY
Stops on Flag.
Rail-Auto Service at this point.

FREIGHT SERVICE ONLY

CAMAS PRAIRIE RAILROAD

311 Daily	Miles	TABLE 52 (Pacific Time)	314 Daily
8 45	0	Lv. Spokane..Ar	8 30
12 29	136	Ar. Spalding..Lv	4 47
	0	Lv. Lewiston..Ar	
	9	Lv. North Lapwai..Ar	
	10	Spalding..Ar	
	14	Lapwai..Ar	
	16	Sweetwater..Ar	
	18	Bundy..Ar	
	20	Jacques..Ar	
	22	Culdesac..Ar	
	36	Reubens..Ar	
	40	Craig Jct..Ar	
	45	Craigmont..Ar	
	53	Ferdinand..Ar	
	61	Cottonwood..Ar	
	70	Fenn..Ar	
	77	Ar. Grangeville..Lv	
U. P. 73 Daily			U. P. 74 Daily
6 30	0	Lv. Lewiston..Ar	7 15
7 21	36	Ar. Almota..Lv	6 15
8 20	72	Ar. Riparia..Lv	5 20

CAMAS PRAIRIE RAILROAD

311 Daily	Miles	TABLE 53 (Pacific Time)	314 Daily
8 45	0	Lv. Spokane 51..Ar	8 30
12 23	132	Ar. Arrow 51..Lv	4 54
12 45	0	Lv. Lewiston 51..Ar	4 30
12 23	14	Lv. Arrow 51..Ar	4 54
	0	Lv. Arrow 51..Ar	
	12	Ar. Agatha..Lv	
	13	Lenore..Ar	
	20	Peck..Ar	
	25	Ahsahka..Ar	
	29	Orofino..Ar	
	40	Headquarters..Ar	
	37	Greer..Ar	
	52	Kamiah..Ar	
	60	Kooskia..Ar	
	63	Ar. Stites..Lv	

SPOKANE-PORTLAND-SEATTLE-TACOMA-WALLA WALLA AND DAYTON

4 Daily	Mls	TABLE 56 Pac. Time	3 Daily
9 45	0	Lv. Portland..Ar	6 00
2 15	232	Ar. Pasco..Lv	1 05
		NORTHERN PACIFIC	
9 40	0	Lv. Seattle..Ar	7 40
9 10	0	Lv. Tacoma..Ar	7 30
4 25	250	Ar. Pasco..Lv	12 26
		N	
10 55	0	Lv. Spokane..Ar	7 58
1 33	146	Ar. Pasco..Lv	4 50
		Lv. Pasco..Ar	
	3	Ainsworth Jct..Ar	
	4	Burbank..Ar	
	12	Attalia..Ar	
	20	LeGrow..Ar	
	21	Slater..Ar	
	25	Welland..Ar	
	28	Adkins..Ar	
	34	Eureka..Ar	
	40	Lamar..Ar	
	41	Harsha..Ar	
	44	Paddock..Ar	
	45	Climax..Ar	
	46	Drum..Ar	
	50	Rulo..Ar	
	52	Thiel..Ar	
	56	Dry Creek..Ar	
	57	Mirror Lake..Ar	
	59	Pedigo..Ar	
	64	Walla Walla..Ar	
	69	Rifle..Ar	
	70	Sapolil..Ar	
	71	Buroker..Ar	
	72	Spring Creek..Ar	
	74	Gilliam..Ar	
	75	Dixie..Ar	
	77	Eastman..Ar	
	80	Minnick..Ar	
	85	Coppel..Ar	
	88	Waitsburg..Ar	
	91	Huntsville..Ar	
	95	Long..Ar	
	98	Ar. Dayton..Lv	

Tickets reading via Northern Pacific Railway will be honored on Greyhound buses.

Tickets reading via Northern Pacific Railway will be honored on Greyhound buses.

SEATTLE-EVERETT-DARRINGTON-BELLINGHAM AND SUMAS

Miles	TABLE 57
0	Lv. Seattle..Ar
4	Interbay..Ar
7	Fremont..Ar
9	University..Ar
12	Keith..Ar
16	Lake..Ar
23	Bothell..Ar
24	Woodinville..Ar
30	Maltby..Ar
39	Snohomish..Ar
44	Machias..Ar
47	Hartford..Ar
51	Getchell..Ar
44	Lowell..Ar
45	Everett..Ar
58	Edgewood..Ar
61	Arlington..Ar
65	Bryant..Ar
66	Pilchuck..Ar
71	McMurray..Ar
77	Montborne..Ar
79	Big Lake..Ar
84	Clear Lake..Ar
87	Sedro-Woolley..Ar
95	Thornwood..Ar
99	Ar. Wickersham..Lv
99	Lv. Wickersham..Ar
100	Mirror Lake..Ar
102	Park..Ar
103	Blue Canyon..Ar
107	Towanda..Ar
109	Agate Bay..Ar
113	Silver Beach..Ar
118	Ar. Bellingham..Lv

FREIGHT SERVICE ONLY
Tickets reading over the Northern Pacific Railway to or from Everett or Bellingham only will be honored by Great Northern Ry. or Western Greyhound Lines who maintain frequent daily service.

WICKERSHAM-SUMAS

Miles from Seattle	TABLE 57C
99	Wickersham..Ar
104	Acme..Ar
106	Standard..Ar
112	Deming..Ar
122	Nooksack..Ar
128	Sumas..Ar

FREIGHT SERVICE ONLY

CLE ELUM-ROSLYN AND RONALD

Mls	TABLE 58 (Pacific Time)
0	Lv. Cle Elum..Ar
2	Mine 5..Ar
4	Roslyn..Ar
5	Ronald..Ar

SNAKE RIVER BRANCH

Miles	TABLE 56A
0	Riparia..Ar
9	Perry..Ar
28	Windust..Ar
41	Snake River Jct..Ar
66	Pasco..Ar

WOODINVILLE-NORTH BEND

Mls	TABLE 57A
0	Woodinville..Ar
4	Willows..Ar
7	Redmond..Ar
11	Inglewood..Ar
15	Monohon..Ar
19	Issaquah..Ar
23	High Point..Ar
26	Preston..Ar
29	Falls City..Ar
32	Snoqualmie Falls..Ar
33	Snoqualmie..Ar
36	North Bend..Ar

ARLINGTON JCT.-DARRINGTON

Mls	TABLE 57B
0	Arlington Junction..Ar
9	Cavano..Ar
13	Halterman..Ar
17	Hazel..Ar
18	Tulker..Ar
21	Fortson..Ar
28	Darrington..Ar

YOU CAN SAVE MONEY

You can save 10% or more on your purchase of rail transportation by buying round trip tickets.

For travel information see your local **NORTHERN PACIFIC AGENT**

Time from 12:01 midnight to 12:00 noon shown in light face type; time from 12:01 noon to 12:00 midnight shown in heavy face type.

Northern Pacific Lines in Washington

SEATTLE-TACOMA-OLYMPIA-ABERDEEN-HOQUIAM AND MOCLIPS

Tickets reading via Northern Pacific Railway from Spokane and East to Olympia, Elma, Montesano, Aberdeen and Hoquiam will also be honored on business days. Where necessary, tickets will be issued to these points. Also tickets routed as above to Fort Lewis will be honored via Tacoma Suburban Lines. Such tickets should be presented at Depot Ticket Offices in Seattle or Tacoma for exchange.

Miles	TABLE 59 (Pacific Time)
0	Lv. Seattle. Ar.
12	Orillia.
14	O'Brien.
16	Kent.
18	Thomas.
20	Christopher.
22	Auburn.
26	Dieringer.
29	Sumner.
32	Puyallup.
40	Ar. Tacoma. Lv.
40	Lv. Tacoma. Ar.
45	South Tacoma.
48	Lakeview.
53	Camp Murray.
56	Fort Lewis.
60	Nisqually.
64	St. Clair.
64	St. Clair.
67	Union Mill.
71	Lacey.
73	Olympia 6A, 60.
79	Belmore.
85	Little Rock.
93	Gate 60.
97	Oakville.
104	Porter.
107	Malone.
112	Elma 59A.
116	Satsop.
116	Brady.
123	Montesano.
132	Aberdeen Jet.
133	Ar. Aberdeen. Lv.
136	Ar. Hoquiam. Lv.



Stewardess-Nurse Service . . .
Exciting Lewis and Clark Traveller's Rest
Buffet-Lounge Car . . .
EXTRAS on the VISTA-DOME
NORTH COAST LIMITED

Freight Service only between Gate and Hoquiam

Reference Notes f-Flag stop.

Rail-Auto available at this point.

PORTLAND-SEATTLE-TACOMA-CHEHALIS AND RAYMOND-SO. BEND

458 Daily	408 Daily	Miles
5 00	12 30	0
6 02	1 26	40
7 18	2 39	94
407	457	
* 5 25	* 9 00	
7 06	10 43	
458 Daily	408	
6 02	1 26	0
		5
		11
		20
		31
		47
7 11	2 32	54
7 18	2 39	58

TABLE 61 (Pacific Time)	459 Daily	407 Daily
Lv. Seattle. Ar.	5 30	9 30
Lv. Tacoma. Lv.	4 35	8 35
Ar. Chehalis. Lv.	3 12	7 11
Lv. Portland. Ar.	4 30	9 15
Ar. Chehalis. Lv.	2 39	* 7 18
Lv. Tacoma. Ar.	4 31	8 24
South Tacoma.		See Table 6A
Lakeview.		
McChord Field.		
Roy.		
Yelm.		
Rainier.		
West Tenino.		
Bucoda.		
Centralia.	3 23	7 16
Ar. Chehalis. Lv.	3 12	7 06

Harbor Lines, Inc.	Bus Daily Ex. Sunday & Holidays	Miles
4 00	f-	0
f-	f-	4
4 10	f-	6
f-	f-	12
f-	f-	17
4 30	f-	19
4 40	f-	23
f-	f-	30
4 55	f-	36
5 00	f-	39
f-	f-	42
5 15	f-	48
f-	f-	52
5 30	f-	54
5 40	f-	58

Harbor Lines, Inc.	Bus Daily Ex. Sunday & Holidays
10 25	f-
f-	f-
10 15	f-
f-	f-
f-	f-
9 55	f-
9 45	f-
f-	f-
9 30	f-
9 25	f-
f-	f-
9 10	f-
f-	f-
9 00	f-
8 45	f-

†Daily, except Sunday.

THE ALASKA RAILROAD

NORTHBOUND				SOUTHBOUND			
Daily Except Tuesday	Sun. AM	Miles	STATIONS	Elevation	Sat. AM	Daily Except Tuesday	
8 00	0	0	Lv. Seward. Ar.	20	—	—	
—	—	114	Lv. Portage. Ar.	38	9 00	—	
8 30	—	114	Lv. Anchorage. Ar.	38	—	8 15	
4 32	—	347	Lv. McKinley Park. Lv.	1732	—	12 19	
5 20	—	338	Lv. Healy. Lv.	1368	—	11 40	
6 44	—	411	Lv. Nenana. Lv.	362	—	10 09	
8 25	—	470	Ar. Fairbanks. Lv.	448	—	8 30	

TABLE 59A	BREMERTON BRANCH
M	STATIONS
0	Elma.
4	Whites.
8	McCleary Junction.
8	McCleary.
10	Stimson.
15	Marmas.
23	Shelton.
28	Bay Shore.
57	Bremerton Junction.
62	Bremerton.
63	N. A. D. Junction.
65	Silverdale.
68	Bangor.

GRANDVIEW AND DONALD	TABLE 59B
Miles from Yakima	
50	North Prosser (2 miles from Prosser)
44	Grandview (8 miles from Prosser)
36	Sunnyside (8 miles from Mabton)
31	Outlook (10 miles from Toppensish)
27	Granger (6 miles from Toppensish)
21	Zillah (4 miles from Toppensish)
19	Buena (4 miles from Toppensish)
13	Donald (2 miles from Wapato)

No N. P. Passenger service to above towns, but mileage from near-by mainline towns which do have rail service is shown opposite each.

PORTLAND-CENTRALIA AND OLYMPIA AND GRAY'S HARBOR

401 Daily	Miles	TABLE 60 (Pacific Time)	458 Daily
11 45	0	Lv. Portland. Ar.	9 15
12 11	10	Lv. Vancouver. Ar.	8 48
2 19	89	Ar. Chehalis. Lv.	7 18
2 30	92	Ar. Centralia. Lv.	7 11
—	111	Ar. East Olympia. Lv.	6 47
4 15	146	Ar. Tacoma. Lv.	6 02
0	0	Lv. Centralia. Ar.	
6	6	Grand Mound.	
10	10	Rochester.	
13	13	Ar. Gate. Lv.	
143	143	Lv. Tacoma. Ar.	
0	0	Ar. Olympia 6A. Lv.	
19	19	Lv. Gate. Ar.	
60	60	Ar. Aberdeen. Lv.	
63	63	Ar. Hoquiam. Lv.	
		Ar. Moclips. Lv.	

Sun.	Fri.	Fri.	Thurs.	Tues.	Tues. Thurs.	Fri.	Fri.	Sun.
7 00	6 00	6 00	9 00	9 00	Lv. Anchorage Ar.	5 10	10 40	10 40
8 40	4 40	7 40	10 40	10 40	Lv. Portage. Lv.	3 30	9 00	9 00
9 10	8 10	8 10	11 10	11 10	Ar. Whittier. Lv.	3 00	8 30	8 30

STEAMSHIP SAILINGS TO ALASKA

CANADIAN PACIFIC S. S. LINE—Leave Vancouver, B. C., 6:30 P. M. Jointly operated "Queen of the North," every Monday to Ketchikan, also "Princess Louise," May 27, June 4, 12, 20, 28, July 7, 15, 23, 31, Aug. 8, 16, 25. (Sailings 8:00 P. M.)
CANADIAN NATIONAL S. S. LINE—Leave Vancouver, B. C., 9:00 P. M., May 25, June 3, 14, 23, July 3, 12, 21, 30, Aug. 9, 19, 28, Sept. 6, for Skagway.
UNION STEAMSHIP, LTD.—Leaves Vancouver 9:00 A. M. during Summer Season, June 5, 9, 13, 17, 21, 25, 29, July 3, 7, 11, 15, 19. Last sailing Sept. 1.

Connections with Northern Pacific Trains

At Portland

Southern Pacific Co.

Via Cascade Line			Table 64		Dly.	Dly.	Dly.
Dly.	Dly.	Dly.	Mls.	Pac. Time	401	457	401
11	19	9			10	12	20
12 30	5 00	11 45	0	Lv. Seattle	6 00	1 00	6 00
4 30	9 15	6 05	183	Ar. Portland	11 45	9 00	11 45
4 45	10 15	7 45	0	Lv. Portland	11 25	8 15	7 55
5 57	11 57	8 57	52	Lv. Salem	10 11	7 02	5 57
6 28	12 42	9 28	80	Lv. Albany	9 43	6 34	5 15
7 09	1 35	10 09	124	Ar. Eugene	9 04	5 55	4 10
11 33	7 25	2 25	318	Ar Klamath Falls	4 45	1 35	10 35
			a1155	Lv. Grants Pass	a6 35		
			a1253	Lv. Medford	a5 45		
			a 113	Ar. Ashland	a5 08		
			402	Lv. Black Butte			
2 20	11 00	a4 55	425	Ar. Dunsmuir	1 53	10 57	6 35
2 30	11 30	5 05	425	Lv. Dunsmuir	1 47	10 50	6 05
4 07	1 30	6 36	482	Lv. Redding	12 14	9 16	3 50
a 7 15	a6 55	a9 40	657	Ar. Sacramento	a9 00	a 5 50	a8 35
d 9 10	8 25	d11 30	725	Ar. San Francisco	7 15	4 00	7 25
7 00		10 40	1165	Ar. Los Angeles	6 00	6 10	6 10

a—Western Greyhound bus.

d—Connects at Martinez.

EQUIPMENT—TRAINS TO CALIFORNIA

Shasta Daylight Nos. 9 and 10.

Streamlined A. C. train. All seats reserved. Service charge in chair cars. Parlor-Observation, Chair Cars, Dome Lounge Car, Coffee shop cars, between Portland and San Francisco.

Passenger Nos. 19 and 20.

Chair Car Coach—Portland and San Francisco. (Air-Conditioned).

No meal service.

Cascade Nos. 11-12.

Streamlined A. C. train. All seats reserved. Service charge in chair cars. Standard Sleepers—Between Seattle and San Francisco (on 408-457 between Seattle and Portland). (3 cars). Between Portland and San Francisco. (4 cars). Lounge, Dining Car and Chair Cars. Between Portland and San Francisco.

Oregon Trunk Railway

4-102 Daily	Miles	Table Pac. Time	105-3 Sat.	103 Ex. Sat. & Sun.
9 45	0.0	Lv Portland	6 00	*7 15
† 1 00	106.1	Lv Wishram 7	12 15	5 00
f 2 45	156.9	Ar Tuskan	Lv 10 28	f 3 09
f 2 53	160.8	Ar Maupin	Lv 10 20	f 3 01
f 3 56	191.9	Ar South Jet	Lv 9 13	f 1 48
f 4 18	200.1	Ar Gateway	Lv 8 51	f 1 26
f 4 34	205.6	Ar Paxton	Lv 8 35	f 1 10
f 5 00	211.3	Ar Madras	Lv 8 25	f 12 55
f 5 10	216.3	Ar Metolius	Lv 8 12	f 12 35
f 5 18	221.0	Ar Culver	Lv 8 02	f 12 25
f 5 45	235.6	Ar Terrebonne	Lv 7 40	f 11 52
f 5 50	238.4	Ar Prineville Jct.	Lv 7 35	f 11 46
f 6 15	241.0	Ar Redmond	Lv 7 30	f 11 40
f 6 35	250.2	Ar Deschutes	Lv 7 11	f 11 15
f 7 00	257.6	Ar Bend 7	Lv 7 00	f 11 00

S. P. & S. Ry.

Freight Service Only	
Lv Portland 10th and Hoyt Sts. Station	Ar Linton
Lv Linton	Ar North Plains
Lv North Plains	Ar Wilkesboro
Lv Wilkesboro	Ar Banks
Lv Banks	Ar Manning
Lv Manning	Ar Vernonia
Lv Vernonia	Ar Vernonia
Lv Vernonia	Ar Keasey

f Stop on signal.

Spokane, Portland and Seattle Ry. (Portland Division.)

Oregon Electric Railway (Freight Service Only)

Freight Service Only	Mls	Table Pac. Time	66
0	Lv Portland (Un. Sta.)		
28	Lv St. Helens		
39	Lv Goble		
46	Lv Rainier		
62	Lv Clatskanie (Longview)		
62	Lv Westport		
74	Lv Wauna		
100	Lv Astoria		
106	Ar Warrenton		
108	Lv Camp Clatsop		
114	Lv Westport		
116	Lv Gearhart		
118	Lv Seaside		

Freight Service Only	Mls	Table	67
0	Lv Portland		
27	Lv Beaverton		
32	Lv Tigard		
36	Lv Tualatin		
43	Lv Wilsonville		
49	Lv Donald		
54	Lv West Woodburn		
71	Lv Salem		
98	Lv Albany		
124	Ar Harrisburg		
129	Ar Junction City		
143	Ar Eugene		

At Seattle

PUGET SOUND STEAMSHIP SERVICE
HOOD CANAL-OLYMPIC PENINSULA
Seattle-Bremerton.
Time 60 Minutes—
Dining Service
Standard Time.

Lv. Seattle—
1:10, 15:45, 6:15, 7:10, 8:10, 9:00,
9:45, 10:40, 11:30 A. M., 12:15 1:05,
2:00, 2:50, 3:30, 4:45, 5:30, 6:15,
7:15, 8:00, 9:00, 10:30, 11:45 P. M.
Lv. Bremerton—
5:55, 17:00, 7:30, 8:30, 9:25, 10:15,
11:00, 11:55 A. M., 12:45, 2:20,
3:20, 4:15, 4:55, 6:00, 6:45, 7:30,
8:30, 9:15, 10:30, 11:45 P. M.,
12:55 A. M.
†Daily, except Sundays and Holidays.

Great Northern Railway

	362	358	360		357	359	361
Lv. Seattle	* 6 25	* 8 05	* 2 00	Lv. Seattle	* 12 10	* 4 35	* 10 25
Ar. Everett	7 20	8 56	2 51	Ar. Everett	11 15	3 47	9 31
Ar. Bellingham	8 53	10 28	4 21	Ar. Bellingham	9 41	2 22	8 00
Ar. New Westminster	10 03	11 42	5 22	Ar. New Westminster	8 20	1 10	6 47
Ar. Vancouver, B. C.	10 20	11 59	5 40	Ar. Vancouver, B. C.	* 8 00	* 12 50	* 6 30

Can. Pac. S. S. Co.

Southbound		Pacific Time Ports of Call		Northbound		
	10 59	10 00	Lv. Vancouver	Ar	6 00	5 25
	6 00	2 15	Ar. Victoria	Lv	10 59	1 10
		5 00	Lv. Victoria	Ar		11 50
		9 00	Ar. Seattle	Lv		8 00

At Spokane

Spokane International R. R.

Washington, Idaho & Montana Ry.

Freight service only		Pacific Time		Freight service only		Connects at Palouse		Freight Service Only	
0	Lv. Spokane	Ar		Lv. Palouse 51	Ar				
75	Sandpoint			Ar. Kennedy					
110	Bonners Ferry			Ar. Potlatch	Lv				
141	Eastport	Lv		Ar. Princeton					
141	Kingsgate			Ar. Harvard					
				Ar. Vassar					
				Ar. Cornell					
				Ar. Bovill	Lv				

Reference Notes


* Daily a Pacific Greyhound Bus.
† Daily, except Sunday. f Stops on flag.

At Butte

At Helena

Union Pacific (N. P. Station)		Great Northern (G. N. Station)	
(Read Down)	(Read Up)	(Read Down)	(Read Up)
* 7 30	Lv. Butte	Ar	* 7 30
9 30	Lv. Dillon	Lv	5 27
1 15	Ar. Idaho Falls	Lv	1 45
3 00	Ar. Pocatello	Lv	12 20
8 20	Ar. Salt Lake City	Lv	6 45
5 30	Ar. Los Angeles	Lv	10 30
* 7 30	Lv. Great Falls	Ar	* 5 30
8 10	Lv. Cascade	Ar	4 49
9 53	Ar. HELENA	Lv	3 05
10 55	Ar. Boulder	Lv	1 59

YOU CAN'T KEEP AN EYE ON IT ALL THE TIME



BUT INSURANCE DOES

St. Paul Fire and Marine Insurance Company policies on sale at principal offices.

NORTHERN PACIFIC RAILWAY COMPANY

Connections with Northern Pacific Trains

At Chicago Union Station, the Northern Pacific's North Coast Limited arrives daily at 1:45 p.m. from the North and West. Departing daily for the North and West, the North Coast Limited leaves Chicago Union Station at 12:10 p.m.

Trains from Chicago to St. Paul on all railroads serving Twin Cities, arrive in St. Paul Union Depot, where they connect with Northern Pacific trains shown on Pages 8, 16, 19, 20, 21 and 22 of this timetable.

At Minneapolis and St. Paul (Continued)

(Read Down)				Minneapolis & St. Louis Ry.				(Read Up)				
				13	4	3	14					
				8 55	* 9 20	Lv. St. Paul... Ar	* 6 30	6 30				
				—	4 10	Minneapolis... Ar	12 35	—				
				7 15	7 10	Des Moines... Ar	9 10	—				
				—	—	Watertown... Ar	11 05	—				

(Read Down)				Chicago Great Western Ry.				(Read Up)				
				13	5	14	6					
				* 8 10	* 10 00	Lv. Minneapolis Ar	7 35	b4 50				
				8 45	10 35	St. Paul... Ar	7 00	b4 15				
				10 22	12 20	Des Moines... Ar	5 18	2 25				
				—	7 00	St. Joseph... Ar	—	5 45				
				—	b11 30	Kansas City... Ar	—	1 20				
				—	b 1 45	Omaha... Ar	—	a11 30				
				7 30	—	—	8 45	—				

(Read Down)				Minneapolis, St. Paul & Sault Ste. Marie (Read Down) R. R. (Soo Line)				(Read Up)			
				18	17						
				* 6 50	Lv. Minneapolis... Ar	* d9 15					
				7 10	St. Paul... Ar	7 45					
				12 35	Marshfield... Ar	2 15					
				3 00	Menasha... Ar	11 25					
				3 30	Oshkosh... Ar	10 40					
				4 05	Fond du Lac... Ar	10 15					
				5 25	Waukesha... Ar	8 45					
				8 15	Chicago... Ar	6 00					
				* 5 50	Lv. Minneapolis... Ar	7 50					
				6 30	St. Paul... Ar	7 20					
				9 55	Lady Smith... Ar	3 31					
				12 40	Rhineland... Ar	12 55					
				9 45	Sault Ste. Marie... Ar	4 00					

At Chicago (Continued)

(Read Down)			Chicago & Eastern Illinois (Dearborn Station)			(Read Up)			
Dixie Flyer 95	Humming Bird 93	Georgan 81	Dixie Flyer 94	Georgan 80	Humming Bird 54				
* 10 45	* 3 45	* R3 45	Lv. Chicago... Ar	* 5 30	9 40	* 7 50			
5 50	10 20	9 50	Lv. Evansville... Ar	11 05	3 55	1 00			
10 35	1 40	1 30	Lv. Nashville... Ar	6 30	11 40	6 30			
9 30	—	10 25	Lv. Atlanta... Ar	10 50	—	R 6 00	9 00		
8 25	—	8 50	Lv. Jacksonville... Ar	9 30	7 45	—	—		
3 35	—	6 00	Lv. Miami... Ar	12 15	10 00	—	—		
10 05	—	10 00	Lv. Jacksonville... Ar	5 50	6 00	—	—		
3 15	—	6 15	Lv. Tampa... Ar	12 35	10 00	—	—		
5 00	—	7 30	Lv. St. Petersburg... Ar	10 45	7 00	—	—		

(Read Down)			Monon (Dearborn Station)			(Read Up)		
15	5	11	Day Light Time			12	6	14
6 30	2 00	9 00	Lv. Chicago... Ar	11 35	4 30	9 30	—	—
10 20	—	1 10	Lv. Indianapolis... Ar	7 30	—	5 30	—	—
—	10 00	—	Lv. French Lick... Ar	—	9 00	—	—	—
—	—	—	Lv. Louisville... Ar	—	—	—	—	—

(Read Down)			Erie (Dearborn Station)			(Read Up)			
Lake Cities 6	Atlantic Express 8	Erie Ltd. 2	Lake Cities 5	Erie Ltd. 1	Pacific Express 7				
10 30	11 45	6 10	Lv. Chicago (CT)... Ar	4 40	8 05	1 30			
5 57	7 20	3 23	Lv. Akron (ET)... Ar	11 14	1 15	6 00			
7 06	8 45	4 44	Lv. Youngstown... Ar	10 00	11 45	4 16			
9 05	11 50	7 30	Lv. New York (ET)... Ar	7 25	8 40	10 45			

At Chicago

(Read Down)			G. M. & O. (Union Station) To Springfield-St. Louis			(Read Up)		
Midnight Spl. 7	5	Abraham Lincoln 3	Ltd. 1	Abraham Lincoln 2	Ltd. 4	Midnight Spl. 8	7	00
* 11 25	* 8 00	* 4 50	* 11 45	Lv. Chicago... Ar	* 2 08	* 9 50	* 5 00	* 7 00
1 58	10 57	6 54	1 48	Lv. Bloomington... Ar	11 51	7 29	1 20	4 00
3 50	12 48	7 56	2 50	Lv. Springfield... Ar	10 48	6 27	11 52	2 20
7 08	3 15	10 00	4 55	Lv. St. Louis... Ar	8 58	4 30	9 50	11 45

(Read Down) Baltimore & Ohio (Grand Central Station) (Read Up)

(Read Down)			Baltimore & Ohio (Grand Central Station)			(Read Up)		
Shenandoah 8	Capitol Ldt. Pullman Only 6	Columbian Coach Diesel-ner Seats Reserved 10	Ltd. 1	Capitol Ldt. Pullman Only 5	Columbian Coach Diesel-ner Seats Reserved 7	Shenandoah 7	153-9	25
9 45	3 50	3 30	* 11 00	Lv. Chicago... Ar	* 6 30	* 7 15	* 7 35	* 2 45
7 50	1 34	1 11	10 20	Lv. Pittsburgh... Ar	8 40	11 24	11 39	6 25
3 10	8 25	8 10	6 25	Lv. Washington... Ar	1 00	4 30	4 40	11 15
4 10	9 25	9 25	7 40	Lv. Baltimore... Ar	11 45	3 20	3 20	9 55

(Read Down) Chesapeake & Ohio Ry.—Big Four Route (Central Station) (Read Up)

(Read Down)			Chesapeake & Ohio Ry.—Big Four Route (Central Station)			(Read Up)		
Sportsman	Geo. Washington	Geo. Washington	Geo. Washington	F. F. V.	Sportsman	Geo. Washington	Geo. Washington	F. F. V.
—	* 1 25	* 9 40	Lv. Chicago... Ar	* 1 10	* 8 35	—	—	—
—	5 25	1 55	Lv. Indianapolis... Ar	9 15	4 40	—	—	—
—	8 40	5 15	Lv. Cincinnati... Ar	8 15	3 30	—	—	—
—	* 11 30	—	Lv. Cincinnati... Ar	* 7 20	—	* 2 55	—	—
—	2 50	—	Lv. Richmond... Ar	5 35	—	11 00	—	—
—	7 55	—	Lv. Washington... Ar	5 10	—	10 45	—	—
—	4 40	—	Lv. Norfolk... Ar	2 25	—	7 00	—	—
—	4 55	—	Lv. Portsmouth... Ar	2 10	—	6 45	—	—

G. & E. I.—Birmingham-New Orleans (Read Down)

(Read Down)			G. & E. I.—Birmingham-New Orleans			(Read Up)		
Humming Bird 93	Dixie Flyer 95	Humming Bird 54	Dixie Flyer 94	Humming Bird 54	Dixie Flyer 94			
* 3 45	10 45	Lv. Chicago... Ar	* 9 40	5 30				
1 40	9 55	Lv. Nashville... Ar	12 05	6 30				
6 00	4 07	Lv. Birmingham... Ar	7 30	8 15				
11 59	5 50	Lv. Pensacola... Ar	12 15	12 40				
1 19	4 51	Lv. Biloxi... Ar	12 11	11 10				
3 30	7 20	Lv. New Orleans... Ar	10 25	9 09				

Chesapeake & Ohio Railway (Grand Central Station)

(Read Down)			Chesapeake & Ohio Railway (Grand Central Station)			(Read Up)		
10	8	9	15	10	8	9	15	
* 11 20	4 05	Lv. Chicago... Ar	* 11 10	† 5 00				
5 15	9 15	Lv. Grand Rapids... Ar	8 00	11 59				
11 45	—	Lv. Traverse City... Ar	—	4 55				
—	—	Lv. Petoskey... Ar	—	2 45				
—	—	Lv. Lansing... Ar	—	6 57				
—	—	Lv. Detroit... Ar	—	5 05				

(Read Down) Florida (Read Up)

(Read Down)			Florida			(Read Up)		
Seminole 9	Every other day City of Miami 53	Seminole 10	Every other day City of Miami 52	Seminole 10	Every other day City of Miami 53	Seminole 10	Every other day City of Miami 52	Seminole 10
* 5 10	9 00	Lv. Chicago... Ar	* 6 45	* 10 45				
8 30	10 15	Lv. Birmingham... Ar	5 00	7 00				
9 05	9 15	Lv. Jacksonville... Ar	8 05	7 45				
4 14	3 10	Lv. W. Palm Beach... Ar	2 08	12 20				
6 30	5 15	Lv. Miami... Ar	12 15	10 00				
7 15	4 40	Lv. St. Petersburg... Ar	10 30	7 00				
5 45	3 15	Lv. Tampa... Ar	12 15	10 30				
8 00	10 00	Lv. Fort Meyers... Ar	8 00	8 00				

Reference Marks

*Daily. †Daily, except Sundays.
 f Flag Stop. ¶Every third day.
 bSunday only.
 c—Soo 8 to St. Paul.
 e—Except Saturdays.
 d—N. P. 1 to Minneapolis.
 †Sunday only.
 ¶Every third day. Charge for Reserved Seats.
 R-Coach seats reserved—No extra charge.

Connections with Northern Pacific Trains

At Chicago (Continued)

(Read Down)			Illinois Central (Central Station)			(Read Up)		
Night Diamond 17	Green Diamond 21	Day-light 19				Green Diamond 22	Day-light 20	Night Diamond 18
*11 20 3 55 6 50	*4 45 7 55 10 15	*10 30 1 37 4 00	Lv..... Chicago..... Ar	*2 30 11 10 9 00	*10 15 6 45 4 45	*6 45 1 50 11 20
			Ar..... Springfield..... Lv			
			Ar..... St. Louis..... Lv			

(Read Down)			Michigan Central (La Salle St. Station)			(Read Up)		
Motor City Spl. 368	Twl-light Ltd. 358	Wolverine 8	New York Spl. 44	No. Shore Ltd. 39	Michigan Spl. 355	Twl-light Ltd. 357	Motor City Spl. 367	
11 59 7 45 7 43	7 50 2 30 8 45	4 00 10 00 11 25	12 25 6 35 9 25	9 00 5 10 11 25	Lv..... Chicago..... Ar	8 10 4 30 9 35	6 45 5 15 11 59	
					Ar..... Detroit..... Lv	3 35	12 05	
					Ar..... Niagara Falls..... Lv	9 40		
					Ar..... Buffalo (Cent. Ter.)..... Lv	11 00		
					Ar..... New York..... Lv			
					Ar..... Boston..... Lv			

(Read Down)			Michigan Central—Canadian Pacific (La Salle St. Station)			(Read Up)		
Motor City Spl. 368	Twl-light Ltd. 358	Wolverine 8	New York Spl. 44	No. Shore Ltd. 39	Michigan Spl. 355	Twl-light Ltd. 357	Motor City Spl. 367	
11 59 2 45 10 15 5 30	7 50 8 40 5 45 11 00	9 00 10 20 7 45 1 50	Lv..... Chicago (CT)..... Ar	8 10 10 00 3 30 7 00	7 05 5 40 9 15 11 55	9 35 8 30 11 00 6 00		
			Ar..... Toronto (ET)..... Lv					
			Ar..... Montreal..... Lv					
			Ar..... Quebec..... Lv					

(Read Down)			N. Y. C. & St. L. (Nickel Plate Road) (La Salle Station)			(Read Up)		
City of Cleveland 6	The New Yorker 8	The West-erner 7	City of Chi-cago 5					
10 30 7 10 12 05 4 27	9 20 5 30 9 35 6 42	Lv..... Chicago..... Ar	2 40 8 15 4 30 6 45	6 35 10 55 6 35 9 15				
		Ar..... Cleveland..... Lv						
		Ar..... Buffalo..... Lv						
		Ar..... New York..... Lv						

(Read Down)			New York Central (La Salle Station)			(Read Up)		
The Chi-cago-an 90	Pace-maker 2	20th Century 26	Com-mo-dore Van-der-bilt 68	New Eng-land States 28	Fifth Ave. Special 6	New Eng-land States 28	The Com-mo-dore Van-der-bilt 67	20th Century 25
9 15 2 20 4 37 9 10 6 25 7 50	5 15 10 12 — 3 12 12 20 2 50	3 30 — — 8 30 — —	4 00 — — 8 30 — —	1 20 6 11 8 08 11 30 — 9 35	10 10 3 25 6 47 9 50 — 8 40	Lv..... Chicago..... Ar	7 25 — — 11 38 3 06 1 00	8 00 — — 6 00 — —
						Ar..... Toledo..... Lv		
						Ar..... Cleveland..... Lv		
						Ar..... Buffalo..... Lv		
						Ar..... New York..... Lv		
						Ar..... Boston..... Lv		

(Read Down)			Pennsylvania Railroad (Union Station)			(Read Up)		
Penn-syl-va-nia Limited 54 Daily	The Ad-miral 50	Broadway Ltd., Pullman Only 28	The General, The Trail Blazer 48 Daily	Manhattan Limited 22 Daily	The Fort Pitt 52	Man-hattan Ltd. 23	The General, The Trail Blazer 49	Broadway Ltd., Pullman Only 29
10 30 12 55 8 10 1 47 5 55 3 45 5 32	*5 30 8 08 3 30 9 08 — 11 06 1 10	*4 00 6 15 12 36 5 19 — 7 03 8 30	*3 10 5 31 12 07 4 54 — 6 53 8 25	11 30 1 58 9 35 2 45 — 4 45 6 45	8 20 10 54 6 45 — — — —	Lv..... Chicago..... Ar	6 20 3 36 10 45 4 35 — 3 32 1 00	7 45 5 03 12 24 8 02 — 6 21 5 00
						Ar..... Fort Wayne..... Lv		
						Ar..... Pittsburgh..... Lv		
						Ar..... Harrisburg..... Lv		
						Ar..... Washington..... Lv		
						Ar..... No. Philadelphia..... Lv		
						Ar..... New York..... Lv		

(Turn to Page 30 for other P. R. R. trains) *Daily. †Daily except Sundays.

At Chicago (Continued)

(Read Down)			New York Central System (Central Station)			(Read Up)		
310	Pow-hatan Arrow Str'm-liner Coach Seats Re-served (Via PRR) 200-26	The Cin-cinnati Spl. 302				James Whit-comb Riley Coach Only 303	The Booth Tark-ington Special 415	Syc-a-more 305
*10 59 3 33 8 30 11 45	*1 15 5 10 2 05 5 05	*9 25 1 25 8 30 11 45	Lv..... Chicago..... Ar	*1 10 9 25 11 15 8 25	*4 10 12 10 5 30 2 20	*8 40 5 00 10 45 6 45
			Ar..... Indianapolis..... Lv			
			Ar..... Richmond (C&O)..... Lv			
			Ar..... Norfolk (C&O)..... Lv			

(Read Down)			New York Central-Southern Ry. (Central Station)			(Read Up)		
310	306					307	307	James Wit-comb Riley 303
*11 00 7 30 9 35 12 05 7 30 3 35	2 05 9 25 10 40 1 10 7 55 7 00	Lv..... Chicago..... Ar	5 30 11 15 8 45 5 50 10 00 1 15	5 30 11 15 10 10 8 00 1 50 6 30	1 10 8 15 6 55 4 25 9 00 10 00
		Ar..... Cincinnati..... Lv			
		Ar..... Atlanta..... Lv			
		Ar..... Macon..... Lv			
		Ar..... Jacksonville..... Lv			
		Ar..... Miami (S.A.L.)..... Lv			

(Read Down)			Pennsylvania Railroad (Union Station)			(Read Up)		
The Ken-tuck-ian 84-94 Daily	Every other day 90	72-92				91-71	Every other day 93	The Ken-tuck-ian 95
*10 20 3 05 6 40	*2 50 7 25 9 50	*8 45 12 30 2 50	Lv..... Chicago..... Ar	*1 50 9 15 7 00	6 55 3 00 12 40	*6 40 1 00 10 30
			Ar..... Indianapolis..... Lv			
			Ar..... Louisville..... Lv			

(Read Down)			Pennsylvania Railroad (Union Station)			(Read Up)		
The Buck-eye 74	The Union 72	The Red Bird 70				The Union 71	The Red Bird 73	The Buck-eye 75
*10 59 1 35 7 35	*2 50 5 30 10 55	*10 00 12 30 6 00	Lv..... Chicago..... Ar	1 50 11 51 8 00	8 40 6 00 2 40	7 00 4 15 11 50
			Ar..... Logansport..... Lv			
			Ar..... Cincinnati..... Lv			

Connections with Northern Pacific Trains

At Chicago (Continued)

(Read Down)		P. R. R.-N. & W.-Norfolk					(Read Up)		
		74	72			71	75		
*10 59	* 2 50	Lv Chicago	Ar Chicago	Lv Norfolk	Ar Norfolk	* 1 50	7 00		
6 25	11 15	Ar Roanoke	Lv Roanoke	Lv Norfolk	Ar Norfolk	7 15	12 01		
	4 25	Ar Winston Salem	Lv Winston Salem	Lv Norfolk	Ar Norfolk	1 20			
	5 00	Ar Durham	Lv Durham	Lv Norfolk	Ar Norfolk	2 15			
	5 20	Ar Norfolk	Lv Norfolk	Lv Norfolk	Ar Norfolk	1 20	7 00		

(Read Down)		Pennsylvania-Florida					(Read Up)		
		The Southwind 90-15 12-5 5			The Southwind 93				
		8 45	Lv Chicago	Ar Chicago	8 55	Lv Norfolk	Ar Norfolk		
		2 50	Ar Cincinnati	Lv Cincinnati	12 40	Lv Norfolk	Ar Norfolk		
		6 15	Ar Louisville	Lv Louisville	9 07	Lv Norfolk	Ar Norfolk		
		10 19	Ar Nashville	Lv Nashville	5 02	Lv Norfolk	Ar Norfolk		
		9 15	Ar Birmingham	Lv Birmingham	8 05	Lv Norfolk	Ar Norfolk		
		5 15	Ar Jacksonville	Lv Jacksonville	12 15	Lv Norfolk	Ar Norfolk		
		4 40	Ar Miami	Lv Miami	10 30	Lv Norfolk	Ar Norfolk		

(Read Down)		Wabash R. R. (Dearborn Station)					(Read Up)		
		The Mid-night 17	Blue Bird 21	Banner Blue 11		Blue Bird 24	Banner Blue 10	The Mid-night 18	12
4 40	11 15	4 07	11 30	Lv Chicago	Ar Chicago	2 15	7 15	6 50	7 10
8 27	3 07	7 17	2 27	Ar Decatur	Lv Decatur	11 20	4 05	2 30	1 05
	6 55	9 55	4 59	Ar St. Louis	Lv St. Louis	9 05	1 45	11 30	

At Kansas City (Union Station)

C. R. I. & P.—Union Station					K. C. Southern—Union Station				
		507 Twin Star Rocket	3	39	The Flying Crow 15	Southern Belle 1			
Lv Kansas City	* 8 05	* 9 45	*10 40	8 35	Lv Kansas City	9 45	10 00	—	—
Ar Topeka	9 13	10 52	11 55	9 50	Ar Pittsburgh	12 20	12 15	—	—
Wichita	12 10	1 33	—	—	Ft. Smith	5 45	5 05	—	—
Oklahoma City	5 00	6 04	—	—	Texarkana	9 55	8 45	—	—
Ft. Worth	8 50	8 05	—	—	Shreveport	11 55	10 30	—	—
Dallas	e11 25	9 15	—	—	Alexandria	3 05	2 25	—	—
Houston		1 35	—	—	New Orleans	7 30	7 00	—	—
El Paso		—	2 45	6 30	Leesville	3 25	—	—	—
Ar Phoenix		—	11 25	6 40	Beaumont	5 35	—	—	—
					Ar Port Arthur	6 25	—	—	—

M.-K.-T.—Union Station					Mo. Pac.—Union Station				
		Texas Blue bonnet 27	Katy Flyer 25		125-131				
Lv Kansas City	* 9 40	9 00	—	—	Lv Kansas City	* 8 30	—	—	—
Denison	5 55	6 40	—	—	Ar Coffeyville	1 20	—	—	—
Wichita Falls	10 05	—	—	—	Claremore	3 25	—	—	—
Dallas	8 29	9 55	—	—	Ar Ft. Smith	5 50	—	—	—
Fort Worth	8 50	9 50	—	—	Ar Hot Springs	11 00	—	—	—
Waco	10 45	12 35	—	—		4 00	—	—	—
Ar San Antonio	3 15	6 20	—	—			—	—	—

A. T. & S. F. Ry.—Union Station					Frisco Lines—Union Station				
		Chicagoan 11	Texas Chief 15	The Tulsan 211	5				
Lv Kansas City	* 2 00	5 05	—	—	Lv Kansas City	8 15	11 25	8 15	—
Ar Tulsa	8 30	10 00	—	—	Ar Springfield	—	3 10	1 15	—
Lv Kansas City	5 00	1 50	—	8 30	Memphis	—	9 55	9 50	—
Ar Wichita	9 10	5 35	—	1 50	Birmingham	—	4 25	7 00	—
Ar Oklahoma City	12 30	8 55	—	6 55	Jacksonville (So. R.)	—	7 30	—	—
Ft. Worth	6 30	12 55	—	10 55	Miami (F. E. C. R.)	—	3 45	—	—
Dallas	7 45	1 55	—	12 25	Ar Miami	2 10	7 00	—	—
Houston	7 00	—	—	8 00					
Ar Galveston	8 15	—	—	—					

Table of Pullman Fares

Effective January 1, 1957

Where Lower Berth Is	STANDARD PULLMAN RATE WILL BE															
	Upper Berth Is	Duplex Roomette One Person	Roomette		Duplex Single Room		BEDROOM		Bedroom Suite	Compartment		Drawing Room				
			One Person	Two Persons	One Person	Two Persons	One Person	Two Persons	2 or More Persons	One Person	Two Persons	One Person	Two Persons			
6-80	4.40	6.35	8.10	9.20	9.20	10.40	10.90	12.75	21.85	11.55	13.85	15.90	19.35			
6-30	4.75	7.00	8.75	10.00	10.00	11.35	12.05	13.95	24.10	12.65	15.15	17.40	21.15			
6-70	5.15	7.40	9.40	10.65	10.65	12.05	12.75	14.65	25.45	13.40	16.05	18.40	22.40			
7-05	5.40	7.85	9.95	11.40	11.40	12.85	13.40	15.50	26.75	14.10	16.95	19.40	23.65			
7-55	5.65	8.30	10.55	12.05	12.05	13.60	14.40	16.65	28.80	15.10	18.10	20.75	25.25			
7-90	6.10	8.75	11.05	12.75	12.75	14.30	15.10	17.50	30.15	15.85	19.00	21.75	26.55			
8-70	6.65	9.65	12.20	13.90	13.90	15.55	16.65	19.20	33.30	17.45	20.90	23.95	29.20			
9-20	6.95	10.15	12.80	14.55	14.55	16.30	17.50	20.20	35.00	18.40	22.10	25.30	30.80			
9-50	7.15	10.55	13.25	15.25	15.25	17.05	18.15	20.95	36.25	19.05	22.35	26.20	31.00			
9-95	7.55	10.95	13.80	15.90	15.90	17.75	18.90	21.90	37.75	19.90	23.85	27.40	33.35			
10-20	7.80	11.35	14.40	16.40	16.40	18.45	19.45	22.50	39.95	20.45	24.50	28.10	34.25			
11-40	8.40	12.25	15.50	17.65	17.65	19.85	20.95	24.30	41.95	22.05	26.45	30.55	36.90			
11-45	8.65	12.70	16.00	18.25	18.25	20.60	21.70	25.20	43.45	22.90	27.50	31.60	38.35			
11-75	9.00	13.05	16.60	18.95	18.95	21.25	22.35	26.95	44.75	23.95	28.35	32.35	39.45			
12-25	9.25	13.55	17.10	19.45	19.45	22.00	23.25	28.90	46.55	24.50	29.45	33.70	41.05			
12-55	9.50	13.90	17.65	20.10	20.10	22.60	23.85	27.65	47.70	25.15	30.15	34.55	42.10			
13-25	10.10	14.65	18.65	21.30	21.30	23.95	25.25	29.20	50.50	26.55	31.85	36.50	44.45			
13-75	10.50	15.25	19.20	22.00	22.00	24.65	26.10	30.35	52.20	27.50	33.00	37.80	46.05			
14-05	10.70	15.45	19.70	22.45	22.45	25.30	26.80	31.00	53.60	28.15	33.75	38.70	47.15			
14-50	10.95	15.95	20.20	23.05	23.05	26.00	27.50	31.90	55.00	29.00	34.80	39.55	48.60			
14-70	11.35	16.25	20.70	23.70	23.70	26.75	28.10	32.45	56.20	29.45	35.30	40.45	49.25			
15-25	11.50	16.80	21.25	24.30	24.30	27.30	28.95	33.50	57.90	30.50	36.60	41.95	51.10			
15-50	11.80	17.05	21.70	24.75	24.75	27.85	29.60	34.25	59.15	31.05	37.25	42.70	52.00			
15-90	12.10	17.55	22.20	25.40	25.40	28.55	30.10	34.95	60.25	31.80	38.15	43.70	53.25			
16-20	12.35	17.85	22.70	25.95	25.95	29.15	30.80	35.70	61.65	32.40	38.90	44.55	54.30			
16-70	12.70	18.35	23.25	26.60	26.60	29.90	31.65	36.65	63.35	33.40	40.05	45.90	55.90			
17-00	12.90	18.85	23.75	27.10	27.10	30.25	32.25	37.40	64.50	34.05	40.80	46.80	57.00			
17-35	13.20	19.05	24.30	27.75	27.75	31.25	32.95	38.10	65.90	34.65	41.60	47.65	58.05			
17-70	13.55	19.45	24.75	28.25	28.25	31.80	33.65	39.05	67.30	35.40	42.50	48.70	59.35			
18-10	13.70	19.95	25.25	28.85	28.85	32.45	34.35	39.75	68.70	36.15	43.40	49.75	60.55			
18-45	14.00	20.30	25.85	29.45	29.45	33.10	35.10	40.60	70.20	36.90	44.30	50.75	61.85			
18-85	14.30	20.70	26.25	29.95	29.95	33.80	35.75	41.35	71.50	37.65	45.20	51.80	63.10			
19-10	14.55	21.05	26.80	30.60	30.60	34.40	36.25	42.05	72.55	38.20	45.85	52.55	64.00			
19-85	15.10	21.90	27.70	31.80	31.80	35.70	37.70	43.65	75.45	39.70	47.40	54.55	66.50			
20-15	15.35	22.20	28.20	32.20	32.20	36.20	38.35	44.40	76.70	40.35	48.50	55.60	67.55			
20-55	15.55	22.60	28.80	32.75	32.75	36.90	38.95	45.10	77.90	41.10	49.35	56.50	68.80			
20-80	15.90	22.95	29.15	33.45	33.45	37.50	39.65	45.85	79.30	41.80	49.95	57.25	69.70			
21-25	16.15	23.45	29.65	33.90	33.90	38.20	40.40	46.70	80.80	42.50	51.00	58.40	71.15			
21-50	16.30	23.70	30.10	34.40	34.40	38.70	40.85	47.30	81.75	43.00	51.65	59.15	72.05			
22-20	16.65	24.40	31.00	35.40	35.40	39.65	42.00	48.90	84.40	44.40	53.50	61.05	74.35			
22-50	17.15	24.80	31.55	36.05	36.05	40.55	42.85	49.65	85.70	45.05	54.05	61.95	75.45			
23-15	17.65	25.50	32.45	37.10	37.10	41.70	44.00	50.95	87.95	46.35	55.60	63.70	77.65			
24-20	18.40	26.60	33.80	38.50	38.50	43.40	45.90	53.05	91.80	48.35	58.05	66.80	81.00			
24-50	18.60	26.90	34.35	39.15	39.15	44.05	46.50	53.80	93.00	49.00	58.80	67.40	82.05			
25-00	18.95	27.45	34.80	39.75	39.75	44.80	47.35	54.80	94.70	49.95	59.95	68.70	83.65			
25-25	19.25	27.80	35.35	40.45	40.45	45.40	48.05	55.55	96.10	50.50	60.60	69.45	84.60			
26-00	19.85	28.60	36.40	41.70	41.70	46.80	49.40	57.25	98.75	52.00	62.40	71.65	87.10			
26-50	20.10	29.10	36.95	42.20	42.20	47.55	50.30	58.20	100.60	52.95	63.55	72.80	88.70			
26-80	20.40	29.50	37.50	42.80	42.80	48.20	50.95	58.95	101.85	53.60	64.30	73.70	89.75			
27-50	20.95	30.35	38.50	44.05	44.05	49.65	52.65	60.50	104.55	55.00	66.00	75.65	92.15			
28-30	21.55	31.20	39.65	45.30	45.30	50.95	53.75	62.25	107.55	56.60	67.95	77.85	94.80			
28-70	21.90	31.60	40.45	45.85	45.85	51.55	54.55	63.15	109.15	57.35	68.80	78.85	96.10			
29-50	22.40	32.45	41.20	47.10	47.10	52.95	56.00	64.90	112.05	58.95	70.75	81.05	98.75			
32-15	24.50	35.35	45.00	51.40	51.40	57.80	61.05	70.65	12							

See Preceding Page for Other Pullman Charges.

TABLE OF LOWER BERTH SLEEPING CAR CHARGES

For Information only. (Rates shown below do not include Federal tax.)

Effective January 1, 1957. Subject to change without notice.

Between	Chicago	St. Paul Minneapolis	Duluth Superior	Fargo	Jamestown	St. Louis	Kansas City	Billings	Butte Helena	Spokane	Yakima	Seattle Tacoma	Portland
Baltimore Md.	\$ 9.50	\$13.25	\$14.05	\$18.20	\$18.20	\$10.20	\$13.25	\$24.20	\$24.50	\$28.70	\$32.00	\$32.15	\$32.15
Bemidji Minn.		5.80											
Big Timber Mont.	15.90	12.25		9.20		① 15.90	② 18.95		5.80	7.05	9.95	11.45	11.45
Billings Mont.	14.70	11.45	11.45	8.70	8.70	② 15.90	② 18.15		5.80	7.90	11.00	12.25	12.25
Bismarck-Mandan N. D.	9.95	6.30		5.80				6.30	9.20	13.25	④ 15.90	17.00	17.00
Boston Mass.	11.45	14.05	14.05	20.15	20.15	13.25	15.90	25.25	25.25	29.50	33.20	33.20	33.20
Bozeman Mont.	16.20	12.55		9.50	9.20	② 16.70	② 19.10			6.70	9.20	11.00	11.00
Buffalo N. Y.	6.70		11.45	15.40	15.40	8.70	11.45	21.40	22.20	26.00	29.20	29.50	29.50
Butte Mont.	17.00	13.75	13.75	10.20	9.95	① 16.70	② 19.10		5.80	5.80	7.90	9.95	9.95
Chicago Ill.		5.80	* 5.80	8.70	8.70			14.70	17.00	20.80	22.50	24.20	24.20
Cincinnati Ohio	5.80	7.55	8.70	14.50	14.50	5.80	7.55	19.85	19.85	23.15	26.80	26.80	26.80
Cleveland Ohio	5.80	8.70	9.50	14.50	14.50	6.70	9.50	20.50	20.55	24.20	27.50	27.50	27.50
Cody Wyo.													
Columbus Mont.	15.50	11.75		8.70	7.90	① 15.90	② 18.45			7.55	10.20	11.75	11.75
Denver Colo.						11.45	7.55	9.50	11.75	15.90	16.70	17.00	17.00
Des Moines Iowa		5.80						15.50	15.50	19.10	21.25	22.20	22.20
Detroit Mich.	5.80	7.55	8.70	14.50	14.50	5.80	8.70	19.85	19.85	23.15	26.80	26.80	26.80
Dickinson N. D.	11.45	7.55		5.80				5.80	7.55	11.75	14.50	15.90	15.90
Duluth, Minn.-Superior Wis.	* 5.80	5.80				9.50		13.75	17.70	17.70	20.15	20.80	20.80
Ellensburg Wash.	23.15	20.55		17.70	17.00	① 23.15	② 22.20	11.45	8.70	5.80		5.80	
Fargo N. D.	8.70	5.80						8.70	10.20	14.70	17.00	18.85	18.85
Forsyth Mont.	13.75	9.95		7.05	6.30					9.50	11.75	13.75	13.75
Gardiner % Mont.													
Garrison Mont.	18.10	14.50		11.45	11.00	① 20.15	① 19.10			5.80	7.55	9.50	9.50
Glendive Mont.	12.25	8.70		5.80	5.80			5.80	6.70	11.00	13.25	14.70	14.70
Grand Island Neb.													
Helena Mont.	17.00	13.75	13.75	10.20	9.95	① 7.55	② 19.10	9.50	12.25	15.90	18.10	19.10	19.10
Indianapolis Ind.	5.80	7.55	8.70	14.50	14.50	① 16.70	② 6.70	19.10	19.10	23.15	26.00	26.00	26.00
International Falls Minn.		5.80											
Jamestown N. D.	8.70	6.80						7.55	9.95	14.50	16.70	18.45	18.45
Kansas City Mo.		5.70						① 18.15	② 19.10	③ 14.50	④ 16.70	⑤ 18.45	⑥ 22.20
Lincoln Neb.								11.00	13.25	17.70	18.85	20.80	20.80
Livingston Mont.	15.90	12.25	13.25	9.20	8.70	③ 15.90	③ 18.95			7.05	9.50	11.45	11.45
Logan Mont.	16.70	13.25		9.95	9.50	③ 16.70	③ 19.10			6.30	9.20	10.20	10.20
Los Angeles Cal.	b 27.50	a 24.20	a 26.80	a 24.20	a 24.20			a 21.50	a 18.10	a 18.10	a 17.35	a 15.50	a 13.75
Louisville Ky.	5.80	7.55	8.70	14.50	14.50	5.80	7.55	19.10	19.85	23.15	26.80	26.80	26.80
Miles City Mont.	13.25	9.50		6.70	5.80			5.80	5.80	9.95	12.55	14.05	14.05
Missoula Mont.	18.45	14.70	14.70	11.75	11.45	③ 20.15	③ 19.10	5.80	5.80	5.80	6.70	8.70	8.70
New York N. Y.	10.20	14.05	14.05	18.90	18.90	12.25	14.70	24.90	25.25	29.50	32.70	33.20	33.20
Norfolk Va.	11.45	14.05	15.25	20.15	20.15	11.45	14.05	26.15	26.50	29.50	33.20	33.20	33.20
Pasco-Kennewick Wash.	20.80	19.10	19.10	16.20	15.90	② 20.15	② 19.10	9.95	7.05	5.80		5.80	5.80
Philadelphia Pa.	9.50	13.25	14.05	18.20	18.20	11.45	14.05	24.20	24.50	28.70	32.00	32.15	32.15
Pittsburgh Pa.	5.80	9.50	10.20	14.50	14.50	7.55	10.20	20.50	21.25	25.00	28.30	28.70	28.70
Portland Ore.	24.20	20.80	20.80	18.85	18.45	③ 23.15	③ 22.20	12.25	9.95	① 5.80	9.95	5.80	
Red Lodge Wyo.													
St. Louis Mo.	5.80	6.70	9.50				5.80	② 15.90	② 16.70	③ 20.15	③ 23.15	④ 23.15	④ 23.15
St. Paul-Minneapolis Minn.	b 5.80	a 6.70	a 5.80	a 5.80	a 5.80	6.70	6.70	11.45	13.75	17.70	20.15	20.80	20.80
San Francisco Cal.	b 27.50	a 24.20	a 26.80	a 24.20	a 24.20			a 18.45	a 14.70	a 14.05	a 13.25	a 11.45	a 9.50
Seattle Wash.	24.20	20.80	20.80	18.85	18.45	③ 23.15	③ 22.20	12.25	9.95	5.80	5.80	5.80	5.80
Sheridan Wyo.						14.05	11.45	5.80	5.80	9.50	11.75	13.75	13.75
Spokane Wash.	20.80	17.70	17.70	14.70	14.50	③ 20.15	③ 19.10	7.90	5.80		5.80	5.80	5.80
Staples Minn.	7.55	5.80						9.50	12.25	16.20	18.85	20.15	20.15
Tacoma Wash.	24.20	20.80	20.80	18.85	18.45	③ 23.15	③ 22.20	12.25	9.95	5.80	5.80	5.80	5.80
Terry Mont.	12.55	9.20		5.80	5.80			5.80	① 5.80	10.20	12.55	14.50	14.50
Valley City N. D.	8.70	5.80						7.90	10.20	14.50	17.00	18.45	18.45
Vancouver B. C.	24.20	20.80	20.80	19.85		23.15	23.15					5.80	5.80
Washington D. C.	9.50	13.25	14.05	18.20		10.20	13.25	24.20	24.50	28.70	32.00	32.15	32.15
Yakima Wash.	22.50	20.15	20.15	17.00		16.70	23.15	11.00	7.90	5.80	5.80	5.80	9.95


*Pullman service to and from Billings. %Pullman service to and from Livingston.
 a—Via Portland or Seattle. b—Via St. Paul and Portland or Seattle. ①—Butte \$6.30. ②—Via St. Paul.
 ③—Tacoma 80c less. ④—Tacoma 45c less. ⑤—Mandan \$15.50. ⑥—Not via Seattle. *Via direct lines.

Parlor Car Seat Rates:

	Seattle	Tacoma
Portland.....	\$1.60	\$1.20
Tacoma.....	.90

Exclusive Occupancy. On the Northern Pacific Railway one passenger having exclusive occupancy of a single bedroom, double bedroom or compartment, either day or night use, is required to present only one first class adult rail ticket; for night occupancy of a drawing room, two bedrooms ensuite, or a bedroom and compartment ensuite, one and one fourth (1¼) tickets are required, and for day occupancy two adult tickets are necessary. Pullman charges for space occupied is additional.

Relax on a train! Enjoy a new car on arrival. Try the HERTZ RAIL-AUTO TRAVEL PLAN



Stretch out on the train, get comfortable. When you arrive, refreshed, step into a new Hertz car. It's easy. Your ticket seller will reserve the car when you buy your ticket. No charge. Hertz' low rates (lower by the week) include all gasoline, oil and proper insurance. That's traveling! That's The Hertz Idea!

One-Way and Round Trip Railroad Fares

Continued From
Preceding Page

BETWEEN	First Class		Coach Class		BETWEEN	First Class		Coach Class	
	One Way	6 Mos. Round Trip	One Way	6 Mos. Round Trip		One Way	6 Mos. Round Trip	One Way	6 Mos. Round Trip
SEATTLE-TACOMA AND					PORTLAND AND				
① Baltimore, Md.	120.79	199.10	87.68	139.00	① Baltimore, Md.	120.79	199.10	87.68	139.00
① Boston, Mass.	132.72	221.45	96.69	155.00	① Boston, Mass.	132.72	221.45	96.69	155.00
① Buffalo, N. Y.	108.89	176.45	78.74	123.35	① Buffalo, N. Y.	108.89	176.45	78.74	123.35
Butte, Mont.	26.02	46.85	18.59	33.50	Chicago, Ill.	82.75	126.80	59.10	90.45
Chicago, Ill.	82.75	126.80	59.10	90.45	① Cincinnati, Ohio.	97.41	153.90	70.08	110.10
① Cincinnati, Ohio.	97.41	153.90	70.08	110.10	① Cleveland, Ohio.	99.71	160.05	71.86	114.35
① Cleveland, Ohio.	99.71	160.05	71.86	114.35	① Des Moines, Iowa.	73.63	112.95	52.59	81.00
① Des Moines, Iowa.	73.63	112.95	52.59	81.00	① Detroit, Mich.	96.92	154.85	69.70	111.00
① Detroit, Mich.	96.92	154.85	69.70	111.00	① Indianapolis, Ind.	91.95	144.95	65.97	104.15
Fargo, N. D.	58.14	92.35	41.53	70.80	Kansas City, Mo.	75.64	112.95	54.03	81.00
Helena, Mont.	26.00	46.80	18.57	33.45	① Louisville, Ky.	① 97.51	146.10	① 69.92	① 104.85
① Indianapolis, Ind.	91.95	144.95	65.97	104.15	① New York, N. Y.	127.84	212.50	92.97	148.05
Kansas City, Mo.	75.64	112.95	54.03	81.00	① Norfolk, Va.	124.93	① 206.95	90.84	144.40
① Louisville, Ky.	① 97.51	146.10	① 69.92	① 104.85	① Philadelphia, Pa.	123.38	204.00	89.62	142.35
Missoula, Mont.	21.39	38.55	15.28	27.55	① Pittsburgh, Pa.	106.07	171.45	76.59	120.75
① New York, N. Y.	127.84	212.50	92.97	148.05	① St. Louis, Mo.	84.42	① 126.80	60.31	① 90.45
① Norfolk, Va.	① 124.93	① 206.95	90.84	144.40	① St. Paul, Minn.	69.71	106.35	49.80	75.85
① Philadelphia, Pa.	123.38	204.00	89.62	142.35	Seattle, Wash.	7.06	12.75	5.05	9.10
① Pittsburgh, Pa.	106.07	171.45	76.59	120.75	do			② 4.00	③ 7.20
① St. Louis, Mo.	85.32	① 126.80	60.95	① 90.45	Tacoma, Wash.	5.58	10.05	3.99	5.05
St. Paul, Minn.	67.47	106.35	48.20	75.85	do			② 3.35	③ 6.05
Spokane, Wash.	12.20	22.00	8.73	15.75	① Washington, D. C.	120.79	199.10	87.68	139.00
① Washington, D. C.	120.79	199.10	87.68	139.00					

① Via Pasco and S. P. & S. Ry. or via Seattle.

② Special Coach, limit 5 days.

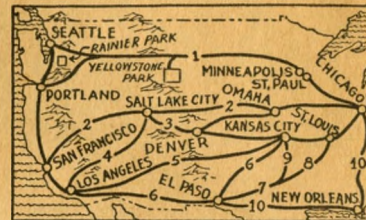
③ Special Coach, limit 30 days.

④ Eastbound fare.

Above fares subject to Federal tax.

⑤ Via Chicago.

Via the Northwest to CALIFORNIA CIRCLE TOURS



Circle roundtrip railroad tickets to California permit valuable privileges. From Chicago, for example, you can enjoy as much as 2418 extra miles of sightseeing.

When you plan your trip to California, consult Northern Pacific offices — listed on Page 34. Combine your trip with the scenic NP route #1, and any one of these popular railroad routes:

- # 2 Overland: S. P., U. P., C. M. St. P. & P.
- # 3 Zephyr: W. P., D. & R. G. W., C. B. & Q.
- # 4 and #2 Overland: U. P., C. M. St. P. & P.
- # 4 and #3 U. P., Salt Lake, D. & R. G. W., C. B. & Q.
- # 5 Santa Fe
- # 6 Golden State: S. P., C. R. I. & P.
- # 7 Sunshine: S. P., M. P. St. Louis, Chicago.
- # 8 Texas Special: S. P. or Santa Fe, M. K. T.
- # 9 S. P., T. & P., Frisco-Kansas City, St. Louis.
- # 10 Sunset: S. P. New Orleans, I. C.

Round trip rail tickets on any of the above routes are good for six months and stopovers are allowed anywhere along the route, within the limit of ticket.

Enjoy maximum scenic mileage at minimum costs.

When you plan a trip, consult your nearest Northern Pacific agent, or any of the representatives listed on page 34 of this folder.

Next time try the RAIL-AUTO TRAVEL PLAN

FOR BUSINESS OR PLEASURE—

Relax as you travel to your destination in comfort by train, then step into a new auto to make your business calls or pleasure trips.

At present this service is available at the following points on the Northern Pacific:

In Minnesota—Minneapolis, St. Paul, Brainerd, Duluth, Moorhead, Bemidji and International Falls

In Canada—Winnipeg.

In North Dakota—Fargo, Grand Forks and Bismarck.

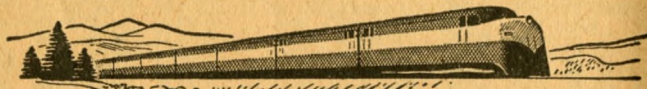
In Montana—Glendive, Billings, Bozeman, Livingston, Miles City, Helena, Butte and Missoula.

In Idaho—Lewiston and Moscow.

In Washington—Spokane, Pullman, Pasco, Yakima, Ellensburg, Walla Walla, Seattle, Tacoma, Aberdeen and Olympia.

In Oregon—Portland.

The Rail-Auto Plan combines the best of two methods of travel. Your Northern Pacific Agent can give you the details and make all arrangements.



You can CHARGE TELEGRAMS

Anywhere

Simply write your message on a telegraph blank (available on all Trains) and include your own name and address. Give it to any of the Train's personnel for sending. The charges will be billed to you at home or business.

On any occasion
it's wise
to wire

WESTERN UNION

TRAVEL ON CREDIT

The Northern Pacific, with 53 other American railroads, offers convenient nation-wide credit service to individuals and to companies for their traveling personnel, through the Rail Travel Credit Agency.

This service provides a credit card which will be honored for rail and Pullman tickets, baggage charges, dining car meals, club car refreshments and incidental services. Also Hertz and Avis car rental service. Billing is made once a month.

For further details, see your Northern Pacific Agent, or write

G. W. RODINE,
Passenger Traffic Manager

NORTHERN PACIFIC
RAILWAY
St. Paul 1, Minn.

Northern Pacific Railway

GENERAL OFFICES { St. Paul, Fifth and Jackson, Phone Capital 2-7773
Seattle, Smith Tower, Phone MAIN 3-5560

Traffic Department Officers

Passenger
G. W. Rodine, Passenger Traffic Manager..... St. Paul, Minn.
Leonard Holmstrom, General Passenger Agent..... St. Paul, Minn.
F. G. Scott, Western Passenger Traffic Manager..... Seattle, Wash.

Freight-Rates
P. A. Walsh, General Freight Traffic Manager..... St. Paul, Minn.
I. C. Lawson, General Freight Agent..... St. Paul, Minn.
L. S. Davis, General Freight Agent..... Seattle, Wash.
W. A. Hart, Assistant General Freight Agent..... St. Paul, Minn.
C. W. Mottram, Assistant General Freight Agent..... St. Paul, Minn.

Otto Kopp, Vice President, St. Paul 1, Minn.
E. E. Chapman, Asst. to Vice President, St. Paul, Minn.

Freight-Sales and Service
W. J. Luchsinger, General Freight Traffic Manager..... St. Paul, Minn.
R. D. Bone, Freight Traffic Manager..... St. Paul, Minn.
H. A. Peterson, Freight Traffic Manager..... St. Paul, Minn.
G. C. Reinhardt, Eastern Freight Traffic Manager..... New York 20, N. Y.
J. A. Marshall, General Freight Agent..... New York 20, N. Y.
R. E. McCourtney, Assistant General Freight Agent..... St. Paul, Minn.
H. A. Shultz, Assistant to General Freight Traffic Manager..... St. Paul, Minn.
R. C. Murphy, Assistant General Freight and Passenger Agent..... St. Paul, Minn.
A. P. Kimmel, Assistant General Freight Agent..... Minneapolis, Minn.
C. M. Gautwick, General Freight Agent..... Chicago, Illinois

Passenger
M. L. Harnden, Assistant General Passenger Agent..... St. Paul, Minn.
C. G. Shefield, Assistant General Passenger Agent..... St. Paul, Minn.

Freight-Rates
F. J. Kassekert, Assistant General Freight Agent..... St. Paul, Minn.
L. A. Nagel, Assistant General Freight Agent..... St. Paul, Minn.
O. W. Gobb, Assistant General Freight Agent..... Seattle, Wash.
G. E. Villeneuve, Assistant General Freight Agent..... Seattle, Wash.
C. H. Wilson, Assistant to General Freight Traffic Manager..... St. Paul, Minn.

Agricultural Development
John W. Haw, Director, Department Agricultural Development..... St. Paul, Minn.
J. W. Hunt, Assistant Director..... St. Paul, Minn.
A. J. Dexter, Agricultural Development Agent..... St. Paul, Minn.
A. R. Miesen, Agricultural Development Agent..... Fargo, N. D.

Freight-Sales and Service
O. A. Kobs, Western Freight Traffic Manager..... Seattle, Wash.
C. E. Fulton, Assistant Western Freight Traffic Manager..... Seattle, Wash.
W. E. Gobb, Assistant General Freight Agent..... Seattle, Wash.
V. E. Weihs, Assistant to Western Freight Traffic Manager..... Seattle, Wash.
W. D. Miller, General Freight Agent..... Portland, Ore.
J. D. Nankivell, Assistant General Freight and Passenger Agent..... Tacoma, Wash.
Walter Westman, Assistant General Freight Agent..... St. Paul, Minn.
T. O. Kirkvold, Assistant General Freight and Passenger Agent..... Duluth, Minn.
F. P. Fischer, Manager, Perishable Freight Traffic..... St. Paul, Minn.
W. J. Galt, General Live Stock Agent..... Billings, Montana

Advertising and Publicity
L. L. Perrin, Manager..... St. Paul, Minn.

Agricultural Development
L. S. MacDonald, Agricultural Development Agent..... Billings, Mont.
W. P. Stapleton, Western Agricultural Development Agent..... Seattle, Wash.
K. L. Cook, Agricultural Development Agent..... Spokane, Wash.

Baggage and Express

Aberdeen, Wash., Room 5, Union Station, Telephone 810
F. F. WITTEBERGER, JR., General Agent
Atlanta 3, Ga., 274 Healey Bldg., Tel. Jackson 4-1119
O. W. McLAUGHLIN, General Agent
S. C. JONES, H. H. JOYNER, Trav. Frt. and Pass. Agents
Bellingham, Wash., C. W. QUERRY, Gen. Agt., Tel. 1226
Billings, Mont., N. P. Bldg., Montana Ave., Tel. 9-4521
D. J. POWERS, General Agent
C. R. STANLEY, W. J. KOSKI, Trav. Frt. & Pass. Agents
Northern Blvd., 274 First Ave. North, Telephone 9-4521
W. C. WIDENHOFFER, District Passenger Agent
JAMES H. BOURNE, City Ticket Agent
R. B. UTLEY, Depot Ticket Agent, Union Station
Boston 16, Mass., Room 8, Little Bldg., 80 Boylston St.,
Tel. LI 2-8367, LI 2-9699

W. T. SAMPSON, General Agent, New England
Bostonman, Mont. R. E. MORGAN, General Agent
Bremerton, Wash., Consolidated Ticket Office, Agent
S. S. HARVEY, Agent, 228 First St., Tel. Essex 3-1401
Buffalo 3, New York, 795 Ellcotte Square, Tel. Wash. 6822
GEORGE A. HOLM, General Agent
F. A. CRAY, Traveling Frt. and Pass. Agent
Butte, Mont., Consolidated Ticket Offices, Tel. 3275
No. 2 North Main St., R. E. BERNER, Agent
Butte, Mont., Northern Pacific Station, Phone 4359
N. L. MACLEAN, General Agent
E. E. BOWMAN, City Freight and Passenger Agent

Chicago 3, Ill., 1172 Marquette Bldg.,
140 South Dearborn Street, Tel. Financial 6-6776
H. F. COMPTON, General Agent Passenger Department
H. M. HAUSKINS, Traveling Passenger Agent
H. H. OTTEN, E. J. SCHREIBER, City Passenger Agents
K. R. KLOPFER, General Agent, City Ticket Agent
Freight Department
C. M. GAUTWICK, General Freight Agent
B. L. YOUNGLOVE, Asst. General Freight Agent
Cincinnati 2, O., 2011-13 Carew Tower, Tel. Chery 1-5938
5th and Vine Streets, M. F. CONNOR, General Agent
J. M. RICHMOND, V. L. HINES, Trav. Frt. and Pass. Agents
Cleveland 13, O., 1334 Term. Tower Bldg., Tel. MAIn 1-2846
P. H. BOARDMAN, General Agent
C. H. GAARDSMOE, Traveling Frt. and Passenger Agent
C. C. Moore, Traveling Freight and Passenger Agent
Dallas 1, Tex., 607 Kirby Bldg., Tel. Riverside 7-7872
C. A. DAMM, General Agent, Commercial Agent
E. A. CASSELL, Traveling Freight and Passenger Agent
B. S. GUNNES, City Freight and Passenger Agent
Denver 2, Colo., 704 Railway Exch. Bldg. Tel. Chery 4-3743
S. F. FITZPATRICK, General Agent
G. S. THOMSON, City Freight and Passenger Agent
Detroit 26, Mich., 810 Lafayette Bldg.,
Telephone Woodward 2-4934-2-4935

K. W. WILSON, General Agent
T. L. QUINN, District Passenger Agent
L. A. GUNDLING-H. J. SPENCE, Trav. Frt. and Pass. Agts
Duluth 2, Minn., Union Depot, Phone Jackson 8-8365
T. O. KIRKWOOD, Asst. Gen. Frt. and Pass. Agt.
A. A. ANDERSON, General Agent
R. H. GELIN, Traveling Freight and Passenger Agent
B. L. TOETTCHER, City Freight and Passenger Agent
Edmonton, Alta., 601 Royal Trust Bldg., Phone 44-454
K. R. RUI, General Agent, Commercial Agent
Eugene, Oregon, Cascade Bldg., 163 12th Avenue East
J. E. BECKWITH, General Agent, Tel. Diamond 3-5312
Everett, Wash., C. E. MOEHRING, General Agent
2631 Broadway, Tel. Ce 1117

Fargo, N. D., R. C. MURPHY, Asst. Gen. Frt. and Pass. Agt.
E. A. ROWELL, JR., General Agent
R. E. ZUEL, Traveling Passenger Agent
M. L. BORDERUD, Agent, Passenger Station Phone 5-7544
Grand Forks, N. D., E. R. BRODERICK, General Agent
Helena, Mont., Placer Hotel, 27 No. Main St., Tel. HI 2-4720
T. J. LOVING, Traveling Freight and Passenger Agent
HERMAN JOHNSON, Jr., City Passenger and Ticket Agent
Jamestown, N. D., L. E. WILLIAMS, Trav. Frt. & Pass. Agt.
Kansas City 6, Mo., Union Room 206, 1025 Grand Ave.,
Tel. Ticket 2-3141

K. A. TROWBRIDGE, General Agent
C. A. GAUTHIER, Traveling Freight and Passenger Agent
G. E. STUART, City Freight and Passenger Agent
Lewiston, Idaho, Room 10 Union Station SHERWOOD 3-3434
C. W. MECKSTROTH, General Agent

Passenger and Freight Representatives

Livingston, Mont., A. C. BROOKING, Agent
Longview, Wash., Ticket Office, 1453 Broadway
Telephone 3-9210
B. H. PAST, Ticket Agent
Los Angeles 14, Cal., Room 509-510 W. 6th St.,
Telephone Madison 7-2321
D. F. WALKER, General Agent
W. W. BARKER, District Passenger Agent
J. V. BRISMAN, Traveling Freight and Passenger Agent
R. A. KOEHLER-E. J. HAUGH, City Frt. and Pass. Agents
Miles City, Mont., K. A. KNUTSON, Trav. Freight Agent
Milwaukee 3, Wis., 913 Majestic Bldg., Tel. BR 6-2815
231 West Wisconsin Ave. and 6-2816
J. M. ZAKARASEN, General Agent
R. W. THOMSEN, Traveling Freight and Passenger Agent
G. E. THORNE, Commercial Agent
Minneapolis 2, Minn., 701 Marquette (Roanoke Bldg.),
Tel. Federal 2-2213
J. A. BEATTY, Assistant General Passenger Agent
D. CHEW, City Passenger Agent
R. M. SNOW, City Passenger Agent
G. W. SULLIVAN, Depot Ticket Agent
Hennepin Ave. Sta., Phone Federal 3-0124

Minneapolis 2, Minn., 200 Minn. Federal Savings and
Loan Bldg., 607 Marquette Ave.
A. P. KIMME, Asst. General Freight Agent
Missoula, Mont., Telephone 3-3161
E. J. STILES, General Agent
W. A. BROUETTE, Passenger Agent
New York 20, N. Y., 630 Fifth Ave., Room 534 Inter-
national Bldg., Rockefeller Center, Phone Circle 6-4053
W. C. HAVENS, General Agent, Passenger Department
R. L. TIEDGENS, District Passenger Agent
J. R. BRADY, City Pass. Agent
Freight Department, Room 537
J. A. MARSHALL, General Freight Agent
R. P. PATTERSON, General Agent
E. A. KOVACS, Traveling Freight and Passenger Agent
F. R. PRAYER, Jr., City Freight and Passenger Agent
Oakland 12, Cal., 611 Central Bldg., Tel. GL 1-8717
SPENCER A. JEWELL, General Agent
R. D. HAGEN, City Freight and Passenger Agent
Omaha 2, Neb., W. W. Bldg., 14th and Farnam
Sts., Phone Atlantic 7177
W. W. Traylor, Traveling Frt. and Passenger Agent

Pasco, Wash., A. R. JOHNSON, Dist. Frt. and Pass. Agt.
H. V. CUSTER, Agent, Northern Pacific Depot
Philadelphia 9, Pa., 926-7 Fidelity-Philadelphia Trust
Bldg., 123 So. Broad St., Tel. Kingsley 5-0181
E. H. BREISACHER, General Agent
JOHN C. DOLAN, C. N. Crowder, City Frt. & Pass. Agts.
Pittsburgh 22, Pa., 608-9 Park Bldg., Phone Atlantic 1-0306
CARL A. SCHELLY, General Agent
CLIFFORD T. PENN., Assistant General Agent
H. A. LINDSAY, Traveling Freight and Passenger Agent
Portland 4, Ore., City Ticket Office, Tel. Capitol 2-1311
Equitable Bldg., 439 S. W. 6th Ave.
M. L. THOMSON, General Agent, Passenger Department
E. R. SMITH, Traveling Passenger and Freight Agent
F. A. MARSH, R. L. PREFONTAINE, City Passenger Agent
F. J. SCHMIDT, City Passenger and Ticket Agent
F. M. SMITH, Depot Ticket Agent
Union Station, Phone CA 7-3421

Portland 8, Ore., 707 Amer. Bk. Bldg., Phone CA 7-9423
W. D. MILLER, General Agent, Freight Department
H. H. HAPPE, General Agent, Freight Department
C. A. TAYLOR, Foreign Freight Agent
R. L. MCNUTT, D. H. CARTER and M. L. SANDERS,
Traveling Freight and Passenger Agents
St. Louis 2, Mo., 919-922 Boatmen's Bk. Bldg., CA 1-3280
A. W. JONES, General Agent
B. O. CLEFF, W. J. McALLISTER, Trav. Frt. & Pass. Agts.
JOHN AUSTIN, City Freight & Pass. Agent
St. Paul 2, Minn., Hotel St. Paul (St. Peter St. at 5th
St.) Tel. CAPITAL 2-7773

H. R. COTTON, General Agent, Passenger Department
E. J. TRETTON, City Passenger Agent
A. G. BERGMAN, City Ticket Agent
E. P. BRUMER, Terminal Agent
Union Station, Phone CA 4-7681

St. Paul 1, Minn., Northern Pacific Bldg.

Dist. Capital 2-7773
M. C. SAXTON, District Passenger Agent
G. T. FLYNN, General Agent, Frt. Dept.
R. W. CRAN, Traveling Freight and Passenger Agent
San Francisco 5, Cal., 1003 Monadnock Bldg., Tel. SU 4-1073
DANIEL TINNEY, General Agent
A. G. HILDEBRAND, Commercial Agent
WALTER CEDERBERG, Traveling Frt. and Pass. Agent
W. W. BARKER, District Passenger Agent
E. F. O'NEILL, City Freight and Passenger Agent
J. SEPCEVICH, City Ticket Agent
Seattle 1, Wash., No. 1401 Fourth Ave., Tel. MAIN 3-5560
City Ticket Office
W. L. BROUETTE, General Agent, Pass. Dept.
D. C. WILLOW, A. T. MERCER and R. C. CASTLE
City Passenger Agents

R. W. GEIERMANN, City Ticket Agent
Seattle 4, Wash., 508 Smith Tower, Tel. MAIn 3-5560
R. K. ROBINSON, District Passenger Agent
C. H. TRAMEL, Traveling Passenger Agent
Reservation Bureau, W. F. COACH, Manager
E. POLLEBERG, Phone MAIn 3-5560
King St. Sta., Phone MAIn 3-5560
Freight Department, 200 Smith Tower
M. J. DELMORE, General Agent, Freight Dept.
JOHN RENNER, Asst. General Agent
G. B. NELSON, Traveling Freight and Passenger Agent
R. W. DONALDSON, H. J. BOND, F. G. LINGENBINK
R. W. STUFFELL, City Frt. and Pass. Agents
W. L. MERRILL, Special Sales Representative
Spokane 4, Wash., Northern Pacific Station,
W. 221 First Ave., Telephone MAIn 4-5321
C. J. RYAN, General Agent

R. E. HAMM-RICHARD ROTH, Trav. Frt. & Pass. Agts.
D. R. GAUNT, General Agent, Traveling Passenger Agent
K. D. MACE-J. T. MERCER, JR., City Frt. & Pass. Agts.
R. M. MATTHEWS, Jr., District Passenger Agent
W. M. BRUNNER, Depot Ticket Agent
Superior, Wis., Union Depot Bldg., Tel. Ex port 4-7602
H. E. UNDERWOOD, City Freight and Passenger Agent
Tacoma 2, Wash., 118 South Ninth St., Tel. FUIn 3-3411
D. E. WAGGONER, Asst. Traveling Passenger Agent
H. P. WOULD, Traveling Freight and Pass. Agent
L. W. TUTTLE, City Passenger and Ticket Agent
L. H. HOLLOWAY, City Freight and Passenger Agent
E. E. HOYT, Depot Ticket Agent, Union Station
Toronto, Ont., Rm. C-29, Un. Sta., Phone EMpire 4-2028
W. A. LEMON, General Agent

Vancouver, B. C., Room 207, Stock Exchange Bldg.,
475 Howe St., Tel. MUnich 2-2461
W. J. RIDDELL, General Agent
W. S. OUSMAN, Traveling Freight and Passenger Agent
H. J. JONES, City Freight and Passenger Agent
Victoria, B. C., 1006 Government St., Tel. 2-9168
G. C. PAULIN, General Agent
Wallace, Ida., O. H. UNDERWOOD, Gen. Agt. Phone 2051
Walla Walla, Wash., Nor. Pac. Sta. Tel. Jackson 5-0740
F. L. BRYAN, General Agent
R. W. MILLE, City Freight and Passenger Agent
Washington 5, D. C., 500 Shoreham Bldg.,
Phone National 8-8670-8-8671

Passenger Department
E. K. KREMER, District Passenger Agent
Freight Department
E. H. BREISACHER, General Agent
E. R. SHELLENBERGER, District Freight Agent
West Fargo, N. D., N. S. LIVERS, Livestock Agent
Winnipeg 2, Man., 204 Parls Bldg., 259 Portage
Tel. Whitehall 2-7947, 2-7946
C. C. GARDNER, General Agent
J. N. CHANNING, Traveling Freight and Passenger Agent
JOHN KOLODY, City Freight and Passenger Agent
Winston-Salem 3, N. C., 316A Reynolds Bldg.,
Tel. Park 3-1132
Commercial Agent

L. O. MOE, Commercial Agent
Yakima, Wash., Telephone Glencourt 3-9151
H. H. JOHNSON, General Agent
N. D. RICHARDSON, E. H. KNOWLES, Frt. & Pass. Agts.
J. S. WARREN, Traveling Passenger Agent



Welcome to the new dining car on NP's Vista-Dome North Coast Limited.

Right this way, folks!

What sounds good? Fresh Rocky Mountain brook trout? A select boneless prime sirloin? And don't forget to save room for Northern Pacific specialties like the Great Big Baked Potato and fluffy individual lemon meringue pie!

You'll feel right at home in these attractive NP diners. Soft seats, soft music, wonderful scenery and service make every meal a real treat. No wonder passengers always look forward to "First Call" on NP.

**Route of the MAINSTREETER and
Vista-Dome NORTH COAST LIMITED**

