

TABLE OF CONTENTS

<p>For schedules Between:</p> <p>BOSTON and</p> <p>Blackstone-Putnam 16</p> <p>Braintree-Greenbush 30</p> <p>Bridgeport (via Shore Line) 1</p> <p>Bridgeport (via Springfield Line) 3</p> <p>Camp Edwards 24</p> <p>Cape Cod Points (Middleboro, Hyannis and Woods Hole) 24, 26</p> <p>Dedham 18</p> <p>Hartford (via Putnam) 16</p> <p>Hartford (via Springfield) 3</p> <p>Hartford (via New Haven) 1 & 2</p> <p>Needham and West Medway 17</p> <p>New Bedford (via Taunton) 20</p> <p>New Bedford (via Providence) 19 & 21</p> <p>New Haven (via Shore Line) 1</p> <p>New Haven (via Springfield) 3</p> <p>New York (via Shore Line) 3</p> <p>New York (via Springfield) 1</p> <p>Philadelphia and Washington 1</p> <p>Pittsburgh 38</p> <p>Plymouth 31</p> <p>Providence 19</p> <p>Stamford (via Shore Line) 1 & 4</p> <p>Stamford (via Springfield) 3 & 4</p> <p>Stoughton and North Easton 20</p> <p>Waterbury (via Bridgeport) 1 & 10</p> <p>Waterbury (via Springfield) 3 & 10</p> <p>Waterbury (via Putnam) 16</p>	<p>See Table No.</p>	<p>HARTFORD and</p> <p>New Haven and Bridgeport 2</p> <p>Norwalk & So. Norwalk and Stamford 2</p> <p>Providence (via New Haven) 2 & 1</p> <p>Providence (via Blackstone) 16 & 6</p> <p>Saybrook and New London 2 & 1</p> <p>Waterbury 10</p> <p>Worcester and Framingham 3</p> <p>Philadelphia and Washington 3</p> <p>NEW YORK and</p> <p>Boston (via Shore Line) 1</p> <p>Boston (via Springfield) 3</p> <p>Bridgeport and New Haven 4</p> <p>Camp Edwards 25</p> <p>Cape Cod Points 25 & 28</p> <p>Danbury and Pittsfield 11</p> <p>Hartford and New Britain 2</p> <p>Meriden and Middletown 2</p> <p>Montreal and Quebec 33, 34, 36</p> <p>Mount Vernon and New Rochelle 4</p> <p>New Bedford and Fall River 1 & 21</p> <p>New Canaan 5</p> <p>New Hampshire and Vermont 32, 33, 34, 35, 36, 37</p> <p>New London and Westerly 1</p> <p>Northampton and Greenfield 2</p> <p>Port Chester and Greenwich 4</p> <p>Portland and State of Maine points 32</p> <p>Providence 1</p> <p>Springfield and Holyoke 2 & 10</p> <p>Stamford, Darien and Norwalk & So. Norwalk 4</p> <p>Waterbury and Winsted 10</p>	<p>NEW YORK and—Continued</p> <p>Worcester (via Springfield) 3</p> <p>Worcester (via Providence) 1, 6 & 23, 32</p> <p>PROVIDENCE and</p> <p>Boston 19</p> <p>Cape Cod points 25 & 28</p> <p>Fall River and New Bedford 21</p> <p>Hartford and New Britain (via New Haven) 1 & 2</p> <p>Hartford and New Britain (via Blackstone) 6 & 16</p> <p>Newport 21</p> <p>Springfield and Northampton (via New Haven) 1 & 2</p> <p>Philadelphia and Washington 1</p> <p>Worcester 6, 23</p> <p>WATERBURY and</p> <p>Boston (via Putnam) 16</p> <p>Bridgeport and New York 10</p> <p>New London and Providence 10 & 1</p> <p>Springfield 10 & 2</p>
--	-----------------------------	---	--

<p>Fares to Representative Points C</p> <p>Information for Travelers B</p> <p>Index to Stations A</p> <p>Parlor, sleeping and dining car services D</p> <p>Sales offices, freight and passenger 39</p>	<p>Table</p>
--	---------------------

9-30-51-1

Through Sleeping Car Service to FLORIDA

THE ORANGE BLOSSOM SPECIAL

(BOSTON SECTION VIA S. A. L. R. R.)

Southbound—First trip December 14, 1951. Last trip April 4, 1952

Northbound—First trip December 16, 1951. Last trip April 6, 1952

Southbound	Northbound
Read Down	Read Up
Condensed Daily Schedule	
(Except Dec. 25 and Jan. 1)	

	NYNH 175 PRR 175 RF&P 45 SAL 45	SLEEPING CARS ONLY (Except as noted)	NYNH 174 PRR 180 RF&P 46 SAL 46
	8 30 am	Lv. Boston South Station	6 45 pm
	8 35 am	Back Bay	6 40 pm
	9 25 am	Providence	5 52 pm
	9 52 am	Kingston, R. I.	5 21 pm
	10 11 am	Westerly	5 02 pm
	10 36 am	New London	4 36 pm
	10 58 am	Old Saybrook	4 14 pm
	11 42 am	New Haven	3 32 pm
	12 03 pm	Bridgeport	3 14 pm
	12 29 pm	Lv. Stamford	2 47 pm
	8 00 am	Due Jacksonville	6 05 pm
	10 15 am	Due Wildwood	3 45 pm
	11 31 am	Winter Haven	2 30 pm
	11 41 am	W. Lake Wales	2 22 pm
	12 10 pm	Avon Park	2 04 pm
	12 18 pm	Sebring	1 54 pm
	1 44 pm	West Palm Beach	12 20 pm
	1 51 pm	Lake Worth	12 11 pm
	2 04 pm	Delray Beach	11 59 am
	2 15 pm	Deerfield Beach	11 48 am
	2 27 pm	Ft. Lauderdale	11 33 am
	2 39 pm	Hollywood	11 24 am
	3 10 pm	Due Miami	11 00 am
	11c20 am	Lv. Wildwood	1c15 pm
	12c12 pm	Due Dade City	12c25 pm
	12c40 pm	Plant City	11c59 am
	1c10 pm	Tampa	11c30 am
	2 55 pm	Due St. Petersburg	9c45 am

THROUGH CAR SERVICE

Sleeping Cars . . . Boston and Miami (Berths, Double Bedrooms and Drawing rooms).
 Wildwood and Tampa—St. Petersburg.

Dining Service . . . All meals.

Coaches New York and Miami.
 Wildwood and Tampa—St. Petersburg.

c By connecting train, reservation necessary. #Approximate time.

THE VACATIONER—West Coast Champion

(BOSTON SECTION VIA A. C. L.—F. E. C. R. R.)

	NYNH 177 PRR 177 RF&P 7 ACL 7 FEC 73	Condensed Schedule SLEEPING CARS ONLY	NYNH 176 PRR 176 RF&P 8 ACL 8 192-92-8 FEC 74
	11 00 am	Lv. Boston South Station	8 40 pm
	11 05 am	Back Bay	8 35 pm
	11 50 am	Providence	7 45 pm
	12 30 pm	Westerly	7 02 pm
	12 53 pm	New London	6 35 pm
	1 51 pm	New Haven	5 30 pm
	2 12 pm	Bridgeport	5 12 pm
	2 36 pm	Lv. Stamford	4 46 pm
	9 00 am	Due Jacksonville	8 55 pm
	10 25 am	Due St. Augustine	7 35 pm
	11 25 am	Daytona Beach	6 39 pm
	3 23 pm	West Palm Beach	2 41 pm
	4 26 pm	Ft. Lauderdale	1 37 pm
	5 40 pm	Hollywood	1 23 pm
	5 10 pm	Due Miami	1 00 pm
	11 56 am	Due De Land	4 04 pm
	12 25 pm	Sanford	3 43 pm
	12 56 pm	Winter Park	3 07 pm
	1 15 pm	Orlando	1 58 pm
	3 30 pm	Tampa	12 40 pm
	5 15 pm	Due Sarasota	10 30 am
	1 00 pm	Ocala	3 10 pm
	4 25 pm	Clearwater	11 47 am
	5 05 pm	Due St. Petersburg	11 15 am

THROUGH CAR SERVICE

Sleeping Cars . . . Boston and Miami (Berths, Roomettes, Double Bedrooms, Compartments and Drawing Rooms).

Southbound—First trip December 14, 1951; Last trip April 4, 1952.

Northbound—First trip December 16, 1951; Last trip April 6, 1952.

Sleeping Cars . . . Boston and St. Petersburg (Berths, Roomettes, Double Bedrooms).

First southbound trip December 14, 1951; First northbound trip, December 16, 1951.

Alternate days in each direction on even dates in December, on odd dates in January, even dates in February, odd dates in March, even dates in April to April 4, 1952, southbound and April 6, 1952, northbound. Will not run Jan. 1, 1952.

Sleeping Cars . . . Boston and Sarasota (Berths, Roomettes, Double Bedrooms).

First southbound trip December 15, 1951; First northbound trip December 17, 1951.

Alternate days in each direction on odd dates in December, on even dates in January, odd dates in February, even dates in March, odd dates in April to April 3, 1952, southbound and April 5, 1952 northbound. Will not run Dec. 25, 1951.

Dining Service . . . All meals. #Approximate time. 9-30-51-1

INFORMATION

B



The N. Y. N. H. & H. R. R. endeavors to furnish satisfactory service to its patrons, and you are requested to report any instances of inattention or incivility on the part of its employees. Suggestions for the improvement of the service are always welcome. Every precaution is taken to publish correct schedules, but the times shown cannot be guaranteed. The Company is not responsible for errors in timetables nor for inconvenience or damage resulting from delayed trains or failure to make connections. Although it rarely happens, schedules are subject to change without notice.



TIME from 12:01 midnight to 12:00 noon is shown in light-face figures and time from 12:01 noon to and including 12:00 midnight in bold face figures. Schedules are shown in Eastern Standard Time.

FEDERAL REVENUE ACT imposes a tax of 15% on the cost of transportation (when 36 cents or more) including cost of seats and berths.

LIMIT of one-way tickets between stations on the New Haven Railroad is one year limit of round trip tickets is shown thereon.

STOP-OVERS are allowed on one way and round trip tickets at any station enroute, within the final limit, upon application to the conductor.

STOPPING TRAINS ON SIGNAL. To board a train scheduled to stop only on signal, notify the ticket agent. Where there is no agent, display the signal provided for that purpose. To leave train, notify the conductor upon boarding train.

INVALIDS AND INFIRM PASSENGERS. Wheel chair service is available at principal stations and the company will gladly arrange to assist passengers requiring special attention to and from trains. There is no charge for this service. Advance notice may be given to the station master or to any passenger traffic representative of the company.

CHILDREN'S FARES. Children five years of age and under twelve years travel for half the adult fare while for children twelve years of age and over the fare is the same as for adults. Children under five years of age, when accompanied by parent or guardian travel without charge.

RESERVATIONS. Any ticket agent will assist in obtaining space for you in Parlor or Sleeping cars. It will help in planning your trip if reservations are made and tickets purchased as early as possible. Reservations made in name are limited as to length of time they will be held and tickets must be purchased before expiration of the time limit. Should your travel plans change, please cancel your reservations immediately so that the space will be available to others. Listed below are the reservations and telephone number of principal reservation offices to which mail, telegraph, or telephone applications for reservations may be made.

Boston 10, Mass. (South Sta.)	Reservation Bureau	HUBbard 2-6800
Bridgeport 3, Conn.	Reservation Bureau	3-1101
Hartford 3, Conn.	Reservation Bureau	7-2621
New Haven 6, Conn.	Reservation Bureau	6-0111
New London, Conn.	Reservation Bureau	2-4465
New York 17, N. Y. (For trains from Grand Central)	Reservation Bureau	MURray Hill 6-5960
New York 1, N. Y. (For trains from Penna. Station)	Reservation Bureau	PEnnsylvania 6-2000
Pittsfield, Mass.	Ticket Agent	8251
Providence, R. I.	Reservation Bureau	DExter 1-7300
Springfield 3, Mass.	Ticket Agent	4-7341

MINIMUM NUMBER OF ADULT RAILROAD TICKETS REQUIRED

for exclusive occupancy of Parlor and Sleeping Car Accommodations:

Sleeping Cars	Section (berth or seat service)	1
	Compartment (berth service)	1 1/2
	Compartment (seat service)	1 1/2
	Drawingroom (berth service)	2
	Drawingroom (seat service)	2
	Bedroom (berth service)	2
Parlor Cars	Roomette	1
	Day Roomette	1
	Drawingroom	2

One 1/2 transportation fare is required when seat or berth is occupied by one or more children under 5 years of age. Two 1/2 transportation fares will cover exclusive occupancy of section by two children of half-fare age.

When members of the same family or party occupy one or more drawing rooms, single or double bedrooms, roomettes, compartments, sections, or berths on the same train, additional transportation tickets will not be required if the total number of Sleeping Car transportation tickets presented for each member of the entire family or party is equivalent to the minimum requirement for the exclusive occupancy of the total space occupied by the entire family or party.

For minimum number of transportation tickets required for exclusive occupancy of compartments and drawing rooms in sleeping and parlor cars operated South of Washington and West of Chicago, passengers should consult Ticket Agent.

TRAVELERS' AID. Representatives of Travelers' Aid Society are at many of the larger stations for the purpose of relieving distress and assisting the unprotected.

At Grand Central Terminal, New York and at South Station, Boston, nursery facilities are available to mothers and infants.

Enroute, train and dining car personnel will render every possible assistance to those travelling with children. And, for additional convenience, a special menu indicates a choice of meals for the children.

BAGGAGE: You are urged to check all baggage, except what is needed enroute and to be sure your baggage is clearly marked with name and permanent address. (Checkable baggage is defined as personal effects in use or necessary for the journey but does not include liquids, jewelry, money, negotiable papers, fragile articles, typewriters or foodstuffs). The carriers assume no responsibility for loss or damage to or caused by any excluded items.

A single piece must not exceed 300 lbs. or 72 inches in greatest dimensions nor \$2,500.00 in value. Free allowance on adult ticket is 150 lbs. and maximum of \$100.00 declared valuation (in writing). Extra value may be declared at low rates.

Every effort is extended for prompt handling of baggage but no guarantee can be given as to handling on same train as owner nor arrival time at destination.

Delivery service may be arranged in principal cities direct to Steamship Piers and business, or private addresses on payment of delivery charges.

CHECK BAGGAGE A DAY IN ADVANCE. It is good practice to check baggage one day in advance of trip and we so recommend. Twenty-four (24) hours free storage time after arrival of baggage at destinations is allowed.

RED CAP PORTER SERVICE is available at principal stations at a charge of 25 cents per piece for hand baggage. These Red Caps are salaried employees.

STORAGE. A charge is made for storage of baggage left at railroad stations longer than the free time limit.

TRANSPORTING PETS. Dogs and small household pets (such as cats, birds, etc.) are not permitted in coaches, but may be checked for handling in baggage cars, subject to tariff and State regulations. Exceptions are made for Guide Dogs accompanying blind persons. Pullman Company regulations permits small animals (unless offensive to passengers) to be carried in basket or container when passenger occupies private room space. DOGS not in containers but on leash and muzzled may also be carried in private room space.

LOST ARTICLES. Loss of personal articles left in coaches or Pullman cars should be reported promptly to nearest ticket agent or passenger representative, with full description of article, train and date on which lost, parlor car number, and points between which you travelled. Every effort will be made to recover your property, but no liability can be assumed on unchecked articles. Inquiry may also be addressed to Manager, Baggage, Mail and Express Traffic, Boston 10, Mass. Inquiry concerning articles left in Pullman cars should be made of Superintendent, Pullman Company at New York 17, or Boston 10, Mass.

REDEMPTION OF TICKETS. The redemption value of NYNH&HRR tickets will be refunded to the original purchaser upon presentation of tickets at any ticket office or at the Passenger Department, Boston 10, Massachusetts. Wholly unused tickets are redeemable at the tariff fare paid. The redemption value of partly used tickets is determined by allowing the difference between the amount paid and the value of the transportation actually provided on basis of the lowest applicable tariff fare for the service rendered. Most refunds are subject to a service charge of 15 cents which is deducted from the amount of the refund. Should it not be possible for ticket agent to make immediate refund agent will forward ticket to Passenger Department for adjustment.

Pullman tickets may be redeemed by Ticket Agent providing cancellation is made for sleeping car space the day before train is placed for occupancy and for parlor car space sufficiently in advance to permit space being released and replaced on sale, except that tickets for sleeping car accommodations in through cars operated to destinations in the State of Florida south of Jacksonville and Baldwin, will be redeemed if space is released on or before the third day preceding the day train is placed for occupancy. Otherwise tickets should be sent to General Passenger Agent, Pullman Company, Chicago 54, Ill.

ADJUSTMENT OF FARES. In event of disagreement with conductor or agent, pay the fare required, take receipt and communicate with Passenger Department, Boston 10, Mass.

A TIME AND TROUBLE SAVER. Western Union telegrams may be sent from any telegraph station. Domestic Service; Full Rate Telegrams (fast service at reasonable rates); Day Letters (inexpensive deferred service); Night Letters (overnight service at reduced rates.)

INTERNATIONAL TRAVEL. Permanent residents of the United States do not require passports to enter Canada. United States citizens must, however, present satisfactory documentary evidence of citizenship in order to enter Canada, or to return to the United States. A birth certificate or naturalization papers are the best forms of evidence.

A resident of the United States who is not a citizen must first obtain, from the nearest field office of the United States Immigration and Naturalization Service, a Resident Alien's Border Crossing Identification Card. If the non-citizen's visit is to extend for six months or longer he should first obtain a Re-entry Permit from the United States Immigration authorities.

If you are traveling between the United States and Canada, the Customs and Immigration Officers will want to interview you and examine your baggage when the train arrives at the border. Please have your baggage ready for inspection.

TELEPHONE INFORMATION BUREAUS

Boston, Mass. (South Station)	HUBbard 2-6500
Bridgeport, Conn.	3-1101
Hartford, Conn.	7-2621
New Haven, Conn.	6-0111
New London, Conn.	2-4465
New York, N. Y. (Grand Central Terminal)	MURray Hill 6-9100
Providence, R. I.	1-7300

Fares (Not including 15% Federal Tax)

	In Coaches		In Pullmans		Seat Note A	Lower Berth	Upper Berth
	One Way	6 Mos. Round Trip	One Way	6 Mos. Round Trip			
BOSTON, MASS., TO							
Baltimore, Md.	\$14.88	\$24.04	\$c19.59		\$3.30	\$5.50	\$4.15
Baltimore, Md.			d18.44	\$e35.08			
Charleston, S. C.	29.07	55.61	39.27	74.95		10.65	8.05
Chicago, Ill.	34.61	60.93	46.07	88.46		9.95	7.55
Cincinnati, Ohio	31.65	55.88	42.09	80.91		8.90	6.80
Harrisburg, Pa.	15.22	a28.72	19.96			5.50	4.15
Indianapolis, Ind.	32.66	57.58	43.52	83.61		9.95	7.55
Jacksonville, Fla.	35.19	66.61	48.95	92.40		12.80	9.85
Louisville, Ky.	34.76	61.18	46.34	88.56		9.95	7.55
Memphis, Tenn.	38.24	71.74	52.51	98.36		13.80	10.50
Miami, Fla.	44.36	83.11	61.78	115.50		16.35	12.40
New Orleans, La.	42.74	79.84	58.81	109.71		15.70	11.90
New York, N. Y.	7.75	a13.78	c10.35		1.70	4.05	3.00
New York, N. Y.			d9.20	e16.60			
Philadelphia, Pa.	11.71	a21.70	c15.28		2.55	4.05	3.00
Philadelphia, Pa.			d14.13	e26.46			
Pittsburgh, Pa.	22.60	41.58	30.09	58.75		6.55	4.95
Richmond, Va.	19.15	37.76	25.38	49.95		6.55	4.95
St. Louis, Mo.	40.56	71.03	53.87	103.31		11.55	8.80
St. Petersburg, Fla.	41.49	77.96	57.76	108.25		15.40	11.75
Savannah, Ga.	31.69	60.31	42.94	81.60		11.55	8.80
Trenton, N. J.	10.60	a19.48	c13.88		2.20	4.05	3.00
Trenton, N. J.			d12.73	e23.66			
Washington, D. C.	16.23	a30.74	c21.30		3.70	5.80	4.45
Washington, D. C.			d20.15	e38.50			
W. Palm Beach, Fla.	42.68	80.11	59.45	111.30		15.70	11.90
Wilmington, Del.	12.52	a23.32	c16.44		2.75	4.35	3.35
Wilmington, Del.			d15.29	e28.78			
NEW YORK, N. Y., TO							
Hartford, Conn.	3.71	a6.60	c4.95		1.15	4.05	3.00
Hartford, Conn.			d4.40	e7.95			
Meriden, Conn.	3.11	a5.52	c4.12		1.00		
Meriden, Conn.			d3.66	e6.60			
Montreal, Que.	13.05	24.45	17.09	33.25		4.30	3.20
New Britain, Conn.	3.44	a6.12	c4.57		h1.00		
New Britain, Conn.			d4.06	e7.35			
New London, Conn.	4.19	a7.44	c5.52		1.30	4.05	3.00
New London, Conn.			d4.91	e8.85			
Pittsfield, Mass.	4.86	a8.64	c6.54		1.35		
Pittsfield, Mass.			d5.81	e10.50			
Portland, Me.	12.79	a22.74	c17.12		4.35	3.35	
Providence, R. I.	6.35	a11.28	c8.43		1.70	4.05	3.00
Providence, R. I.			d7.49	e13.50			
Springfield, Mass.	4.52	a8.04	c6.11		1.30	4.05	3.00
Springfield, Mass.			d5.43	e9.80			
Westerly, R. I.	4.79	a8.52	c6.37		1.35	4.05	3.00
Westerly, R. I.			d5.66	e10.20			
White River Jct., Vt.	8.75	a15.56	c11.77		2.55	4.05	3.00
White River Jct., Vt.			d10.46	e18.85			
Worcester, Mass.	6.37	a11.74	c8.60		1.70	4.05	3.00
Worcester, Mass.			d7.92	e14.78			
PROVIDENCE, R. I., TO							
Baltimore, Md.	13.48	a25.54	c17.67		3.30	5.50	4.15
Baltimore, Md.			d16.73	e31.98			
Harrisburg, Pa.	13.82	a26.22	c18.04		4.70	3.55	
Jacksonville, Fla.	33.79	63.81	47.03	88.56		12.80	9.85
Miami, Fla.	42.96	80.31	59.86	111.66		15.70	11.90
New Orleans, La.	42.25	78.86	58.16	108.41		15.70	11.90
Philadelphia, Pa.	10.31	a19.20	c13.36		2.55	4.05	3.00
Philadelphia, Pa.			d12.42	e23.36			
Pittsburgh, Pa.	22.10	40.75	29.07	56.71		6.55	4.95
St. Petersburg, Fla.	40.09	75.16	55.84	104.41		14.80	11.20
Trenton, N. J.	9.20	a16.98	c11.96		2.20	4.05	3.00
Trenton, N. J.			d11.02	e20.56			
Washington, D. C.	14.83	a28.24	c19.38		3.70	5.80	4.45
Washington, D. C.			d18.44	e35.40			
W. Palm Beach, Fla.	41.28	77.31	57.53	107.46		15.05	11.50
Wilmington, Del.	11.12	a20.82	c14.52		2.75	4.05	3.00
Wilmington, Del.			d13.58	e25.68			
SPRINGFIELD, MS., TO							
Baltimore, Md.	11.65	a22.30	15.35			5.50	4.15
Chicago, Ill.	31.24	54.19	41.64	79.62		8.90	6.80
Jacksonville, Fla.	31.96	60.15	44.71	83.92		g10.65	g8.05
Miami, Fla.	41.13	76.65	57.54	107.02		g13.80	g10.50
Philadelphia, Pa.	6.48	a15.95	11.04			4.05	3.00
Pittsburgh, Pa.	19.37	34.84	25.85	50.27		5.80	4.45
St. Petersburg, Fla.	38.26	71.80	53.52	99.77		g12.80	g9.85
Washington, D. C.	13.00	a27.00	17.06			5.80	4.45
Wilmington, Del.	9.29	a17.58	12.20			4.05	3.00
HARTFORD, CONN., TO							
Baltimore, Md.	10.84	a20.86	14.19			4.70	3.55
Jacksonville, Fla.	31.15	58.53	43.55	81.60		g10.65	g8.05
Miami, Fla.	40.32	75.03	56.38	104.70		g13.80	g10.50
Montreal, Que.	10.93	19.86	14.23	28.06		4.05	3.00
Philadelphia, Pa.	7.67	a14.52	9.88			5.05	3.00
Pittsburgh, Pa.	19.37	34.84	25.59	49.75		4.80	4.45
St. Petersburg, Fla.	37.45	69.83	52.36	97.45		g12.80	g9.85
Washington, D. C.	12.19	a23.56	15.90			5.50	4.15

	In Coaches		In Pullmans		Seat Note A	Lower Berth	Upper Berth
	One Way	6 Mos. Round Trip	One Way	6 Mos. Round Trip			
NEW HAVEN, CONN., TO							
Baltimore, Md.	\$9.56	\$18.58	\$c12.51		\$2.25	\$4.70	\$3.55
Baltimore, Md.			d12.15	\$e23.73		1.50	4.05
Boston, Mass.	5.33	a9.48	c7.13				3.00
Boston, Mass.			d6.34	e11.45			
Harrisburg, Pa.	9.90	a19.26	c12.88			4.05	3.00
Jacksonville, Fla.	29.88	55.97	41.87	78.24		11.95	9.10
Miami, Fla.	39.04	72.47	54.70	101.34		14.80	11.20
Montreal, Que.	12.10	22.20	15.86	31.32		4.05	3.00
New York, N. Y.	2.43	a4.32	c3.27		.95		
New York, N. Y.			d2.91	e5.25			
Philadelphia, Pa.	6.39	a12.24	c8.20		1.50	4.05	3.00
Philadelphia, Pa.			d7.84	e15.11			
Pittsburgh, Pa.	18.18	32.91	23.91	46.39		5.80	4.45
Portland, Me.	10.38	a18.46	c13.84			4.35	3.35
Washington, D. C.	10.91	a21.28	c14.22		2.60	4.70	3.55
Washington, D. C.			d13.86	e27.15			
Washington, D. C.			d13.86	e27.15		14.10	10.75
West Palm Beach, Fla.	37.36	69.47	52.37	97.14		1.70	4.05
Wilmington, Del.	7.20	a13.86	c9.36				3.00
Wilmington, Del.			d9.00	e17.43			
BRIDGEPORT, CONN. TO							
Baltimore, Md.	9.09	a17.74	c11.82		2.20	4.70	3.55
Baltimore, Md.			d11.53	e22.63			
Jacksonville, Fla.	29.40	55.03	41.18	76.86		11.55	8.80
Miami, Fla.	38.57	71.53	54.01	99.96		14.80	11.20
Montreal, Que.	12.71	23.42	16.64	32.88		4.05	3.00
Philadelphia, Pa.	5.92	a11.40	c7.51		1.35	4.05	3.00
Philadelphia, Pa.			d7.22	e14.01			
Pittsburgh, Pa.	17.71	31.97	23.22	45.01		5.80	4.45
St. Petersburg, Fla.	35.70	66.38	49.39	92.71		13.80	10.50
Washington, D. C.	10.44	a20.44	c13.24		2.45	4.70	3.55
Washington, D. C.			d13.24	e26.05			
White River Jct., Vt.	6.93	a12.32	c9.26		2.00	4.05	3.00
White River Jct., Vt.			d8.23	e14.85			
Wilmington, Del.	6.73	a13.02	c8.67		1.60	4.05	3.00
Wilmington, Del.			d8.38	e16.33			

Table of Fares for Pullman Accommodations

Where Lower Berth Fare Is	*Fare for SECTION		Fare for ROOMETTE		Fare for BEDROOM		Fare for DRAWING ROOM		Fare for COMPARTMENT	
	Passengers		Passengers		Passengers		Passengers		Passengers	
	One	Two	One	Two	One	Two	One	Two or More	One	Two or More
\$4.05	\$5.60	\$6.35	\$5.60	\$6.35	\$7.65	\$8.85	\$12.10	\$15.30	\$9.10	\$11.05
4.30	5.85	6.60	6.00	6.80	8.20	9.50	12.95	16.40	9.70	11.85
4.35	5.90	6.65	6.10	7.00	8.30	9.60	13.10	16.60	9.85	12.55
4.70	6.25	7.00	6.60	7.60	8.95	10.35	14.15	17.90	10.65	13.30
5.50	7.05	8.00	7.65	8.70	10.45	12.15	16.55	20.90	12.40	15.45
5.80	7.35	8.40	8.20	9.25	11.05	12.75	17.40	22.10	13.05	16.25
6.55	8.20	9.50	9.45	10.45	12.50	14.45	19.65	25.00	14.80	18.40
8.90	11.15	12.95	12.50	14.30	16.95	19.60	26.75	33.90	20.05	25.20
9.95	12.40	14.45	13.90	15.85	18.90	21.90	29.85	37.80	22.35	27.85
10.65	13.30	15.40	14.90	16.95	20.25	23.40	31.90	40.50	23.90	29.95
11.55	14.45	16.75	16.25	18.50	21.95	25.40	34.65	43.90	26.00	32.55
11.95	14.95	17.35	16.70	19.10	22.70	26.35	35.90	45.40	26.90	33.85
12.80	16.05	18.55	18.00	20.60	24.40	28.25	38.45	48.80	28.85	36.40
13.80	17.25	20.00	19.30	22.10	26.20	30.35	41.40	52.40	31.05	38.85
14.10										

Parlor, Sleeping and Dining Car Service

Air-conditioned equipment is assigned as far as possible, but the right is reserved to employ non-air-conditioned cars in emergencies or when the volume of traffic makes it necessary. When regular trains are operated in two sections the coach section may not have a dining car.

USE OF PARLOR CAR FACILITIES

Where Buffet Parlor cars are operated, the accommodations, facilities and services provided therein are available only to passengers holding tickets for space in such cars, or other Parlor Cars on the same train, and railroad tickets good for travel in Parlor Cars, or paying the Parlor seat fare and additional railroad fare for the distance travelled in such cars, when space is available therein.

SLEEPING CAR ACCOMMODATIONS

The various types of sleeping car accommodations shown herein are usually available, however, it is sometimes necessary to make revisions in the style of cars operated on Saturday nights and during holiday periods.

☒ With drawing room and day roomettes.

With drawing room.

All trains not listed here carry coaches only

- | | | |
|--|---|---|
| <p>Train No.
 2—THE OWL
 Sleeping Cars. New York to Boston (Berths, D. R., Comp., Single and Double Bedrooms, Roomettes)
 New York to Providence, except Saturday nights (Berths, D. R., Double Bedrooms; also Roomettes, except Friday and Saturday nights)
 Coaches.....New York to Boston, Saturday nights only</p> <p>3—THE OWL
 Sleeping Cars. Boston to New York (Berths, D. R., Comp., Single and Double Bedrooms, Roomettes)
 Providence to New York, except Saturday nights (Berths, D. R., Double Bedrooms; also Roomettes, except Friday and Saturday nights)
 Coaches.....Boston to New York</p> <p>4—THE NARRAGANSETT
 Sleeping Cars. New York to Boston (Berths, D. R., Comp., Double Bedrooms, Roomettes)
 New York to Providence (Berths, D. R., Double Bedrooms)
 CARRIES SLEEPING CARS ONLY ON NIGHTS OF MONDAYS, DEC. 24 and 31.
 Coaches.....New York to Boston.</p> <p>5—THE MURRAY HILL
 Parlor Car...Boston to New York #. Breakfast service available to parlor car patrons.
 Coaches.....Boston to New York</p> <p>6—THE MAYFLOWER
 Parlor Car...New York to Boston #. Breakfast service available to parlor car patrons.
 Coaches...New York to Boston</p> <p>7—THE MURRAY HILL
 Parlor Car... Boston to New York.
 Dining Car... Boston to New York.
 Coaches.... Boston to New York</p> <p>8—THE MURRAY HILL
 Parlor Car... New York to Boston
 Grill Car... New York to Boston
 Coaches.....New York to Boston</p> <p>8-452—
 Parlor Car... New York to Bridgeport
 Grill Car... New York to Bridgeport
 Coaches.....New York to Waterbury, Sundays only</p> <p>9—THE MAYFLOWER
 Parlor Car... Boston to New York
 Dining Car... Boston to New York, except Nov. 22 and Dec. 25
 Coaches.....Boston to New York</p> <p>11—THE BAY STATE
 Parlor Car... Boston to New York ☒
 Grill Car... Boston to New York, except Dec. 25
 Coaches..... Boston to New York</p> <p>12—THE BAY STATE
 Parlor Car... New York to Boston ☒
 Grill Car... New York to Boston, except Dec. 25
 Coaches..... New York to Boston</p> <p>13—THE 42nd STREET
 Parlor Car... Boston to New York
 Grill Car... Boston to New York, except Nov. 22
 Coaches..... Boston to New York</p> | <p>Train No.
 14—THE BOSTONIAN
 Parlor Car... New York to Boston ☒
 Grill Car... New York to New Haven, Saturdays and Sundays only
 New York to New London, except Saturdays, Sundays, and Nov. 22 and Dec. 23
 Coaches.....New York to Boston</p> <p>15—THE NEW YORKER
 Parlor Car... Boston to New York ☒
 Grill Car... New Haven to New York, Saturdays and Sundays only
 New London to New York, except Saturdays, Sundays, and Nov. 22 and Dec. 25
 Coaches..... Boston to New York</p> <p>20—THE PURITAN
 Parlor Car... New York to Boston
 Dining Car... New York to Boston, except Nov. 22 and Dec. 25
 Coaches..... New York to Boston</p> <p>20-74—
 Parlor Car... New York to New Haven
 Dining Car... New York to New Haven
 Coaches... New York to Springfield</p> <p>20-78—
 Parlor Car... New York to New Haven
 Dining Car... New York to New Haven, except Nov. 22 and Dec. 25
 Coaches.... New York to Springfield</p> <p>22—YANKEE CLIPPER
 Parlor Cars... New York to Boston ☒
 Dining Car... New York to Boston
 Grill Car... New York to Boston, Fridays only
 Coaches..... New York to Boston
 Two-way Radio-Telephone Service, located in Car 221, available to passengers. (See Note)</p> <p>23—YANKEE CLIPPER
 Parlor Cars... Boston to New York ☒
 Dining Car... Boston to New York
 Coaches..... Boston to New York
 Two-way Radio-Telephone Service, located in Car 231, available to passengers. (See Note).</p> <p>25—THE GILT EDGE
 Parlor Car... Boston to New York
 Grill Car... Boston to New York
 Coaches..... Boston to New York</p> <p>26—MERCHANTS LIMITED
 Parlor Cars... New York to Boston ☒
 Dining Car... New York to Boston, except Saturdays and Sundays
 Grill Car... New York to Boston
 Coaches... New York to Boston
 Two-way Radio-Telephone Service, located in Car 261, available to passengers. (See Note).</p> <p>27—MERCHANTS LIMITED
 Parlor Cars... Boston to New York ☒
 Dining Car... Boston to New York, except Saturdays and Sundays
 Grill Car... Boston to New York
 Coaches... Boston to New York
 Two-way Radio-Telephone Service, located in Car 271, available to passengers. (See Note)</p> <p>28—THE GILT EDGE
 Parlor Car... New York to Boston
 Grill Car... New York to Boston, except Nov. 22
 Coaches..... New York to Boston</p> | <p>Train No.
 28-416—THE NATHAN HALE
 Parlor Car... New York to New Haven
 Grill Car... New York to Springfield, except Saturdays, Sundays, and Nov. 22, Dec. 25 and Jan. 1
 New York to New Haven, except Nov. 22
 Coaches... New York to Springfield</p> <p>43—THE PERSHING SQUARE
 Parlor Car... Boston to New York
 Coaches..... Boston to New York</p> <p>49—
 Sleeping Cars. Springfield to Washington (Berths, D.R., Double Bedrooms, Roomettes), on train 179 from New Haven; to PRK 119 at New York. due Washington 8.15 AM
 Coaches..... Springfield to New York</p> <p>52—
 Sleeping Cars. Washington to Springfield (Berths, D. R., Double Bedrooms), Sundays only; from train 172 at New Haven
 Coaches..... New York to Springfield</p> <p>53—
 Parlor Car... Springfield to New York, except Saturdays ☒
 Coaches..... Springfield to New York</p> <p>54—
 Parlor Car... New York to Springfield #
 Grill Car... New York to Springfield, except Sundays, and Nov. 22, Dec. 25 and Jan. 1
 Coaches... New York to White River Jct.</p> <p>55—
 Sleeping Cars. Worcester to New York (Berths, Roomettes, Single and Double Bedrooms), except Saturday nights.
 Springfield to New York (Berths, D.R.), except Saturday nights, and nights of Nov. 23 and Dec. 31
 White River Jct. to New York (Berths, D. R., Comp.), except Saturday nights
 ON MORNINGS OF NOV. 22, DEC. 25, JAN. 1 AND FEB. 22, SLEEPING CARS SHOWN AS OPERATING, WILL BE ON TRAIN 125 FROM NEW HAVEN TO NEW YORK
 Coaches.....Springfield to New York</p> <p>56—
 Sleeping Cars. New York to Springfield (Berths, D.R.), except Saturday nights, and nights of Nov. 23 and Dec. 31
 New York to White River Jct. (Berths, D. R., Comp.), except Saturday nights
 New York to Worcester (Berths, Roomettes, Single and Double Bedrooms), except Saturday nights
 Coaches... New York to Springfield</p> <p>58—Coaches.... New York to Boston, Saturdays, Sundays, and Nov. 22, Dec. 25, Jan. 1 and Feb. 22 only</p> <p>58-158—THE NAUGATUCK
 Coach..... New York to Winsted</p> |
|--|---|---|

3074
826
38.9

5.80 9.30
5.60
9.00

(Note: When the YANKEE CLIPPER or the MERCHANTS LIMITED is operated in more than one section, the telephone service will usually be on the parlor car section).

Train No.
59—
 Sleeping Car (Buffet) . . . Springfield to Pittsburgh (Berths only), except Saturdays and Sundays, and Nov. 22, Dec. 24 and 31; on train 189 from New Haven; to PRR 37 at New York. See Train 89 for Sunday operation.
 Parlor Cars . . . Springfield to New York ☒. Meal service available to parlor car patrons
White River Jct. to New York, Sundays only, (except Dec. 23); also operates Thu., Nov. 22 and Tue., Dec. 25 #
 Cafe Grill Car. Montreal to White River Jct.
 Coaches Boston to New York
 Montreal to New York

60—
 Parlor Car New York to Springfield (Broiler Buffet) #
 Coaches New York to Springfield
 New York to Boston

64—
 Parlor Car New York to Springfield, except Saturdays, Mondays, and Nov. 22, Dec. 25, Jan. 1, and Feb. 22 ☒. Breakfast service available to parlor car patrons.
 Coaches New York to Springfield

65—
 Parlor Car Springfield to New York #
 Coaches Springfield to New York

66—DAY WHITE MOUNTAINS
 Parlor Cars New York to White River Jct. (Broiler Buffet), except Sundays; will not run on Saturday, Oct. 6
 New York to Berlin, N. H. (Broiler Buffet), runs Saturday, Oct. 6, only
 New York to Springfield, Sundays only.
 Cafe Grill Car. White River Jct. to Montreal.
 Coaches New York to Berlin, N. H., except Sundays
 New York to Montreal

67—THE BANKERS
 Parlor Car Springfield to New York #
 Grill Car Springfield to New York, except Nov. 22, Dec. 25 and Jan. 1
 Coaches Springfield to New York

69—THE NATHAN HALE
 Parlor Car Springfield to New York (Broiler Buffet), except Saturdays and Nov. 22, Dec. 25, Jan. 1 and Feb. 22 #
 Coaches Springfield to New York

71—5—
 Parlor Car New Haven to New York #. Breakfast service available to parlor car patrons
 Coaches Springfield to New York

75—
 Parlor Car Springfield to New York, except Sundays ☒
 Dining Car Springfield to New York, except Saturdays, Sundays, and Nov. 22, Dec. 25 and Jan. 1
 Coaches Springfield to New York

76—
 Parlor Car New York to Springfield ☒. Meal service available to parlor car patrons
 Coaches New York to Springfield

76-72—
 Parlor Car New York to Springfield ☒. Meal service available to parlor car patrons
 Coaches New York to Springfield

77—
 Grill Car Springfield to New York, except Fridays, Saturdays, and Nov. 22, Dec. 25 and Jan. 1
 Springfield to New Haven, Fridays only.
 Coaches White River Jct. to New York.

79—
 Parlor Car Springfield to New York, except Saturdays and Sundays ☒
 Coaches Springfield to New York
 White River Jct. to New York, Sundays only

80—CONNECTICUT YANKEE
 Parlor Cars New York to Springfield ☒
 New York to White River Jct., Fridays only, (except Feb. 22); also operates Wed., Nov. 21 and Thu., Feb. 21 #
 Dining Car New York to Springfield, except Saturdays, and Nov. 22, Dec. 25 and Jan. 1
 Coaches New York to White River Jct.

Train No.
82—
 Coaches New York to White River Jct.

85—DAY WHITE MOUNTAINS
 Parlor Cars White River Jct. to New York (Broiler Buffet) except Sundays; will not run on Mondays, Oct. 1 and Oct. 8
 Berlin, N. H., to New York (Broiler Buffet), runs Mondays only, Oct. 1 and Oct. 8
 Springfield to New York, Sundays only.
 Coaches Berlin, N. H. to New York, except Sundays
 Springfield to New York

89—
 Sleeping Car Springfield to Pittsburgh (Berths (Buffet))
 on train 189 from New Haven; to PRR 37 at New York. Operates Sundays only, except Dec. 30. See Train 59 for weekday operation.
 Coaches Springfield to New York.

90-454—
 Coach New York to Waterbury, Sundays only

92—
 Parlor Car New York to Springfield ☒
 Coaches New York to Springfield

94—
 Parlor Car New York to Springfield, except Saturdays ☒
 Coaches New York to Springfield

97—
 Sleeping Cars. Springfield to Washington (Berths, D. R., Double Bedrooms, Roomettes); on train 173, The Federal, from New Haven
 Coaches Springfield to New York

101—
 Coaches White River Jct. to New York
 Springfield to New York

124—STATE OF MAINE
 Sleeping Cars. New York to Portland (Berths, D. R., Comp., Single and Double Bedrooms Roomettes, Buffet-Lounge)
 New York to Concord, N. H. (Berths, Single Bedrooms)
 Coaches New York to Portland

125—STATE OF MAINE
 Sleeping Cars. Portland to New York (Berths, D. R., Comp., Single and Double Bedrooms, Roomettes, Buffet-Lounge)
 Concord, N. H. to New York (Berths, Single Bedrooms), except Saturday nights
 Coaches Portland to New York

126—STATE OF MAINE
 Sleeping Cars. New York to Portland (Berths, D. R., Comp., Single and Double Bedrooms, Roomettes, Buffet-Lounge)
 Coaches New York to Portland

128—THE NUTMEG
 Coaches Waterbury to Boston

129—THE NUTMEG
 Coaches Boston to Waterbury

141—THE BERKSHIRE
 Diner-Lounge. Pittsfield to New York, Tuesdays thru Fridays; will not operate on Thursday, Nov. 22, Tuesdays, Dec. 25 and Jan. 1, or on Wednesdays, Dec. 26 and Jan. 2.
 Coaches Pittsfield to New York..

144—THE BERKSHIRE
 Parlor Car New York to Pittsfield, Fridays only, to Jan. 4, incl.; will run Wed., Nov. 21, instead of Fri., Nov. 23
 Diner-Lounge. New York to Pittsfield
 Coaches New York to Pittsfield

147—
 Parlor Car Pittsfield to New York, to Jan. 6, incl.; will not run Thu., Nov. 22; and on Tuesdays, Dec. 25 and Jan. 1, instead of the preceding Sundays
 Diner-Lounge. Pittsfield to New York, except Nov. 22
 Coaches Pittsfield to New York

Train No.
153—THE NAUGATUCK
 Coaches Winsted to New York

168—THE MONTREALER
 Sleeping Cars. Washington to Montreal (Berths, Comp., Double Bedrooms)
 New York, Penna. Sta., to Montreal (Berths, Single and Double Bedrooms)
 New York, Penna. Sta., to St. Albans (Berths, Double Bedrooms); on CVRy train No. 303 from White River Jct.
 Parlor Car Washington to Springfield, except Saturdays #
 Dining Car Washington to New York, Penna. Sta.
 Coaches Washington to Montreal

169—THE WASHINGTONIAN
 Sleeping Cars. Montreal to Washington (Berths, Comp., Double Bedrooms)
 Montreal to New York, Penna. Sta., (Berths, Single and Double Bedrooms)
 St. Albans to New York, Penna. Sta., (Berths, Double Bedrooms); from CVRy train No. 304 at White River Jct. on weekdays, CVRy train 404 on Sundays
 Dining Car New York, Penna. Sta., to Washington
 Coaches Montreal to Washington

170—THE PATRIOT
 Parlor Cars Washington to Boston ☒
 Dining Car Washington to Boston
 Coaches Washington to Boston

171—THE PATRIOT
 Parlor Cars Boston to Washington ☒
 Dining Car Boston to Washington
 Coaches Boston to Washington

172—THE FEDERAL
 Sleeping Cars. Washington to Boston (Berths, D. R.; Comp., Single and Double Bedrooms, Roomettes).
 Washington to Providence (Double Bedrooms, Roomettes); will not operate Saturday nights or nights of Nov. 22, 23, Dec. 24, 31 and Feb. 22
 Washington to Springfield (Berths, D. R., Double Bedrooms, Roomettes); weekdays on train 412 from New Haven; Sundays on train 52
 New York, Penna. Sta., to Boston (Berths, D. R.); except Saturday nights, and Sunday nights, Dec. 23 and 30
 Coaches Washington to Boston.

173—THE FEDERAL
 Sleeping Cars. Boston to Washington (Berths, D. R., Comp., Single and Double Bedrooms, Roomettes).
 Providence to Washington (Double Bedrooms, Roomettes); except Saturday and Sunday nights, and nights of Nov. 22, 23, Dec. 24, 31, and Feb. 22; from train 179 at New Haven
 Springfield to Washington (Berths, D. R., Double Bedrooms, Roomettes); except Sunday nights; from train 97 at New Haven. For Sunday night operation, see train 49.
 Coaches Boston to Washington (Open for occupancy at 10.00 PM)

174—THE COLONIAL
 Parlor Cars Washington to Boston ☒
 Grill Car Washington to Boston
 Coaches Washington to Boston

175—THE COLONIAL
 Parlor Cars Boston to Washington ☒
 Grill Car Boston to Washington
 Coaches Boston to Washington

176—THE SENATOR
 Parlor Cars Washington to Boston #
 Dining Car Washington to Boston
 Coaches Washington to Boston

D

PARLOR, SLEEPING AND DINING CAR SERVICE—Concluded

Train No.

177—THE SENATOR

Parlor Cars... Boston to Washington #
Dining Car... Boston to Washington
Coaches..... Boston to Washington

179—THE SHORELINER

Sleeping Cars Providence to Washington (Double Bedrooms, Roomettes) to train 173 at New Haven on weekday nights except Saturdays, and Nov. 22, 23, Dec. 24, 31 and Feb. 22. On Sunday nights to PRR train 119 at New York, due Washington 8.15 AM

Providence to Philadelphia (Berths, D. R.); Sunday nights only. Operates Tuesday nights, Dec. 25 and Jan. 1, instead of the preceding Sundays. To train 187, The Quaker, at New Haven.

Springfield to Washington (Berths, D. R., Double Bedrooms, Roomettes); Sunday nights only from train 49 at New Haven; to PRR train 119 at New York, due Washington at 8.15 AM. For weekday night operation, see train 173, The Federal. Sleeping cars ready at New Haven at 11.00 PM

NO COACHES, NEW HAVEN TO NEW YORK, PENNA. STA.

179-389—THE SHORELINER

Coaches..... Boston to New York (G. C. T.)

Train No.

186—THE QUAKER

Sleeping Cars Pittsburgh to Boston (Berths, D. R., Single and Double Bedrooms, Roomettes)

Philadelphia to Boston (Berths, D. R., Single and Double Bedrooms, Roomettes)

Philadelphia to Providence (Berths, D. R.), Monday mornings only; will run on Wednesday mornings, Dec. 26 and Jan. 2, instead of the preceding Monday mornings

Sleeping Car Pittsburgh to Springfield (Berths only), except Saturday nights and nights of Nov. 22, Dec. 24, 30 and 31; on train 412 from New Haven.

Coaches..... Pittsburgh to Boston
Philadelphia to Boston

187—THE QUAKER

Sleeping Cars Boston to Philadelphia (Berths, D. R., Single and Double Bedrooms, Roomettes)

Boston to New York, Penna. Sta., (Berths, D. R.); except Saturday nights, and Sunday nights, Dec. 23 and 30

Providence to Philadelphia (Berths, D. R.) Sunday nights only (operates Tuesday nights, Dec. 25 and Jan. 1, instead of the preceding Sundays). From train 179 at New Haven.

Coaches..... Boston to Philadelphia (open for occupancy at 10.00 PM)

188—THE WILLIAM PENN

Parlor Car... Philadelphia to Boston #
Dining Car... Philadelphia to Boston
Coaches..... Philadelphia to Boston

Train No.

189—THE WILLIAM PENN

Sleeping Cars Boston to Pittsburgh (Berths, D. R., Single and Double Bedrooms, Roomettes), to PRR train 37 at New York

Sleeping Car (Buffet).... Springfield to Pittsburgh (Berths only) from Train 59 at New Haven on weekdays except Saturdays, and Nov. 22, Dec. 24, and 31; from Train 89 on Sundays (except Dec. 30). To PRR 37 at New York.

Parlor Car... Boston to Philadelphia #
Dining Car... Boston to New York, Penna. Sta.
Coaches..... Boston to Philadelphia

401-67—

Parlor Car... New Haven to New York #
Grill Car... New Haven to New York
Coaches... New London to New York

403-69—

Parlor Car... New Haven to New York (Boiler Buffet) #
Coaches..... Springfield to New York

405-13—

Parlor Car... New Haven to New York
Grill Car... New Haven to New York
Coaches..... Springfield to New York

407-69—

Coaches..... Springfield to New York

412—

Sleeping Cars Washington to Springfield (Berths, D. R., Double Bedrooms, Roomettes); from train 172 at New Haven

Sleeping Car (Buffet)... Pittsburgh to Springfield (Berths only), from train 186 at New Haven; does not operate on mornings of Nov. 23, Dec. 25, 31 and Jan. 1

Coaches..... New Haven to Springfield

SLEEPING CAR OCCUPANCY

Cars Are Ready At	Time
Boston, South Station.....	10.00 PM
New York, Grand Central Terminal.....	10.00 PM
New York, Pennsylvania Station.....	11.00 PM
Philadelphia, Broad Street Station.....	10.00 PM
Portland.....	8.30 PM
Providence (Note C).....	10.00 PM
Springfield (Note B).....	10.00 PM
Washington (Note F).....	10.00 PM
Worcester.....	10.00 PM

Must Be Vacated At	Time
Boston, South Station (Note E).....	8.00 AM
New York, Grand Central Terminal.....	(Note A)
New York, Pennsylvania Station.....	7.00 AM
Philadelphia, Broad Street Station.....	8.00 AM
Portland (Note D).....	8.00 AM
Providence.....	8.30 AM
Springfield (Note B).....	8.30 AM
Washington.....	Upon arrival
Worcester.....	8.30 AM

NOTE A: Trains arriving before 7.00 AM must be vacated at 7.00 AM; trains arriving after 7.00 AM, upon arrival. Exception—Train 3, the OWL may be occupied until 8.00 AM

NOTE B: Cars enroute from North of Springfield are ready upon arrival; cars enroute to points North of Springfield must be vacated upon arrival.

NOTE C: Cars originating at Providence for Philadelphia and Washington are ready for occupancy at 9.00 PM

NOTE D: On Sunday mornings must be vacated upon arrival.

NOTE E: Train 2, the Owl, may be occupied until 8.30 AM

NOTE F: From December 14, 1951 to January 4, 1952, inclusive, cars will be opened at 10.30 PM

9-30-51-7

To Be Sure of Your HOTEL TRAVEL RESERVATIONS

NEW HAVEN

NO EXTRA CHARGE for this extra New Haven service. And it's so easy to be sure of getting your hotel reservation in advance. When you order your New Haven ticket ask for a hotel room. It will be confirmed without delay. Reservations may be obtained for passengers travelling from

Boston, Providence, New London, Springfield, or Hartford to New York; from Boston to New Haven; or from New York to New Haven, New London, Providence, Boston and Montreal, Passengers at any other New Haven stations should make requests in advance.

Shore Line

WASHINGTON—PHILADELPHIA AND NEW YORK TO PROVIDENCE AND BOSTON

Consult Pennsylvania Railroad local time tables for complete schedules between Washington and New York.

Miles		The Quaker	The Federal	THE MAY-FLOWER	The Murray Hill	The Bay State	The William Penn	The Bostonian	YANKEE CLIPPER	The Colonial	The Puritan	The Senator	MERCHANTS LIMITED		
		Daily	Daily	Ex Sun & Hol A	Ex Sun	Daily	Daily	Daily	Daily	Sat only	Daily	Daily	Daily		
		186	172	508	6	8	12	188	14	22	400	174	20	176	26
		AM	PM	AM	AM	AM	AM	AM	Noon	PM	PM	AM	PM	Noon	PM
0.0	Washington, D. C.Lv		11 00												
40.1	Baltimore (Pennsylvania Station)		11 43											12 00	
108.5	Wilmington, Del.		12 46											12a41	
135.2	Philadelphia (Broad Street Station)	12 10						9 05						1a44	
140.7	Philadelphia (30th Street Station)	12 15	1 18					9a09						2a13	
168.5	North Philadelphia, Pa.	12 25	1 27					9a17						2a22	
216.6	Trenton, N. J.	12 55	1 55					9a43							
226.6	Newark, N. J.	1 42	2 41					10a29						3a29	
	Pennsylvania StationLv	2 25	3 10					11 00						4 00	
0.0	New York Grand Central Terminal				7 30	8 00	10 00		12 00	1 00			3 00		5 00
	125th Street St.					8 10	10 10		12 10				3 10		
33.1	Stamford, Conn.					8 47			11 47				4 46		
41.0	Norwalk and South Norwalk														
55.6	Bridgeport	Due	3 56	4 40	8 48	9 13	11 07	12 14					3 14	4 07	5 12
72.3	New Haven	Due	3 56	4 40	8 48	9 32	11 25	12 33	1 22	2 18			3 32	4 25	5 30
105.3	Old Saybrook	Due	4 16	4 50	8 52	9 40	11 30	12 41	1 27	2 22	2 27	3 40	4 32	5 38	6 22
123.1	New London	Due	4 37	5 49	9 43	10 18	12 04	1 18	2 01	3 20	3 20	4 14	5 06	6 13	7 13
141.5	Westerly, R. I.	Due	4 43	6 35	9 43	10 40	12 28	1 40	2 25	3 13	3 47	4 36	5 30	6 35	7 13
158.3	Kingston, R. I.	Due	6 02	7 12	10 42	11 03	12 51	2 03	2 48			5 02	5 53	7 02	
185.3	Providence	Due	6 32	7 05	10 42	11 55	1 35	2 53	3 35	4 12		5 21	6 11	7 02	
	Back Bay	Due	7 40	8 05	9 57	11 25	12 45	2 20	3 40	4 20	4 55	6 40	7 25	8 35	8 55
229.1	South Station	Due	7 45	8 10	10 02	11 30	12 50	2 25	3 45	4 25	5 00	6 45	7 30	8 40	9 00
		AM	AM	AM	AM	PM	PM	PM	PM	PM	PM	PM	PM	PM	PM

2:25

3:56 and 4:40

Lv: 7:45
ar: 11:26

	The Gilt Edge	The Patriot	The Commander	The Commander	The Montreuil	State of Maine	State of Maine	THE OWL	The Owl	The Narragansett	
	Daily	Daily	Sun & Hol B only	Fri Dec 21 only	Daily	Ex Sat Night	Sat Night only	Ex Sun & Hol B	Sun only	Ex Sun only	
	28	170	46	46	168	124	126	2	2	4	32
	PM	PM	PM	PM	PM	PM	PM	AM	AM	AM	AM
Washington, D. C.Lv		3 00			4 10						
Baltimore (Pennsylvania Station)		3a42			4a52						
Wilmington, Del.		4a44			5a54						
Philadelphia (Broad Street Station)											
Philadelphia (30th Street Station)		5a13			6a23						
North Philadelphia, Pa.		5a22			6a33						
Trenton, N. J.					7a00						
Newark, N. J.		6a29			7a44						
Pennsylvania StationLv		7 00			8 25						
New York Grand Central Terminal	6 00		8 00	8 00		9 00	10 00	12 30	12 30	12 45	1 10
125th Street St.	6 10		8 10	8 10		9 10	10 10				
Stamford, Conn.	6k46	7 45	8h47		9 13	5 49	11 00			1 53	2 07
Norwalk and South Norwalk					9 13	5 49	11 00			2 22	2 28
Bridgeport	Due	7 11	9h12	9h12	9 41	10 22	11 23			2 43	2 52
New Haven	Due	7 29	9 30	9 30	9 59	10 41	11 43	2 16	2 16	2 43	2 52
Old Saybrook	Due	7 35	8 35	9 35	9 35	10 51	11 53	2 25	2 25	3 00	3 07
New London	Due	8 10				11 29	12 32			3 44	3 44
Westerly, R. I.	Due	8 35	9 29	10 29	10 29	11 52	12n56		3 37	4p00	4x08
Kingston, R. I.	Due	8 58				12 22	1 33				4 48
Providence	Due	9 16									
Boston Back Bay	Due	9 42	10 35	11 10	11 10	1 09	2 20	4 58	4 58	5 35	5 55
South Station	Due	10 30	11 20	12 25	12 25			6 10	6 10	6 45	7 22
	Due	10 35	11 25	12 30	12 30			6 15	6 15	6 50	7 27
		PM	PM	AM	AM	PM	AM	AM	AM	AM	AM

NOW 6 FAST TRAINS
ONLY 4 HOURS BETWEEN
NEW YORK
 AND
BOSTON
ALL REGULAR FARE

★ "THE MAYFLOWER"
 NEW early morning train
 Leaves New York weekdays
 at 7:30 A.M. Ar. Boston 11:30
 A.M. Leaves Boston every
 weekday at 8 A.M. Ar. Grand
 Central Term. 12 Noon.

★ "YANKEE CLIPPER"
 Lv. Boston and Grand Central
 Term. at 1 P.M. daily. Due at
 5 P.M.

★ "THE MERCHANTS"
 Lv. Boston and Grand Central
 Term. at 5 P.M. daily. Due at
 9 P.M.

Parlor Cars, Coaches and Dining
 Service on these trains.

☒ Stops of outbound trains at 125th Street Station, New York, are only to take passengers.
 ♦ No checked baggage service on this train.
 Holiday A—Nov. 22, Dec. 25, Jan. 1 and Feb. 22.
 Holiday B—Dec. 25 and Jan. 1.
 a No checked baggage service provided at this station by this train.
 h Stops to receive passengers only.
 k On weekdays stops only to take passengers, on Sundays makes regular stop.

n Leave New London 1.06 AM
 p Leave New London 4.15 AM.
 t Leave Westerly 7.25 AM.
 x Leave New London 4.20 AM.
 ee On Fridays only will stop at Kingston 7:19 P.M.
 ee On Fridays only will stop at Kingston 6.11 PM.

Shore Line

BOSTON AND PROVIDENCE TO NEW YORK AND PHILADELPHIA—WASHINGTON

Consult Pennsylvania Railroad local time tables for complete schedules between New York and Washington.

Miles		State of Maine	The Washingtonian	Ex Sun & Hcl A	The Murray Hill	The Murray Hill	THE MAY-FLOWER	The Colonial	The Bay State	The Senator	The 42nd Street	YANKEE CLIPPER	Sat only	The New Yorker
		Daily	Daily	Ex Sun & Hcl A	Ex Sun	Sun only	Ex Sun	Daily	Daily	Daily	Daily	Daily	Daily	Sat only
0.0	Boston South Station.....Lv	125	169	401-♦67	5	7	♦9	175	11	♦177	13	23	525	15
	Back Bay.....Lv	AM	AM	AM	AM	AM	AM	AM	AM	AM	Noon	PM	PM	PM
43.8	ProvidenceLv	3 25			7 00	7 30	8 00	8 30	10 00	11 00	12 00	1 00	1 00	2 00
70.8	Kingston, R. I.Lv				7 05	7 35	8 05	8 35	10 05	11 05	12 05	1 05	1 05	2 05
87.6	Westerly.....Lv													
106.0	New LondonLv	4 40		6 25	8 54	9 24	9 46	10 11	11 50	12 53	2 07	2 46	3 49	3 59
123.8	Old Saybrook.....Lv			6 49	9 16	9 46	10 58	11 34	12 44	1 45	2 29	3 03	3 37	4 21
156.8	New HavenLv	5 40		7 50	9 50	10 20	10 37	11 34	12 44	1 45	3 03	3 37	3 37	4 56
173.5	BridgeportLv	5 50	6 20	8 00	9 58	10 28	10 41	11 42	12 50	1 51	3 13	3 41	3 41	5 03
188.1	Norwalk and South NorwalkLv	6 14	6 42					12 03	1 09	2 10				5 22
196.0	StamfordLv	aa												
	125th Street St. Due	6 41			11 10	11 40		12 29	2 05	2 36				6 19
229.1	New York Grand Central Term. Due	7 30		9 25	11 20	11 50	12 00	2 15	2 15		4 35	5 00		6 30
232.0	Pennsylvania Station. Due		7 55					1 15		3 20				
242.0	Newark, N. J.		8a45					1a44		3 44				
290.1	Trenton, N. J.		9a29											
317.9	North Philadelphia, Pa.		9a57					2a54		4 54				
323.4	Philadelphia (30th Street Station).....Lv		10a07					3a04		5 03				
350.1	Philadelphia (Broad Street Station).....Lv													
418.5	Wilmington, Del.		10a34					3a32		5 33				
458.6	Baltimore (Pennsylvania Station).....Lv		11a35					4a35		6 35				
	WashingtonLv		12 15					5 15		7 15				
		AM	PM	AM	AM	AM	Noon	PM	PM	PM	PM	PM	PM	PM

	The Patriot	The Gilt Edge	MERCHANTS LIMITED		The William Penn	The Pershing Square	The Commander	The Shoreliner	The Shoreliner	The Shoreliner	The Federal	The Quaker	THE OWL
	Daily	Daily	Ex Sat Sun & Hol A	Daily	Dec 25 only	Sun & Hol B only	Sun & Dec 25 only	Daily	Sun only	Mon thru Fri Note 1	Daily	Daily	Daily
Boston South Station.....Lv	171	25	521	♦27	♦	189	43	♦45	y179-♦389	♦179-♦119	173	187	♦3
Back Bay.....Lv	PM 3 00	PM 4 00	PM 4c18	PM 5 00	PM 5 55	PM 6 00	PM 7 00	PM 8 00	PM 9 00	PM 9 00	PM 11 00	PM 11 50	AM 12 30
ProvidenceLv	3 50	4 53	5 20	5 48	6 45	7 26	8 16	9 05	10 05	10 05	10 05	11 05	11 32
Kingston, R. I.Lv	4 16	5 20	6 12	6 45	7 45	8 34	9 24	10 15	10 40	10 40	11 32	12 05	1 10
Westerly.....Lv	4 34	5 38	7 00	7 45	8 45	9 34	10 24	11 15	10 59	10 59	11 32	12 05	1 10
New LondonLv	4 56	6 05	7 40	7 47	8e18	8 56	9 50	10 40	10 59	10 59	11 32	12 05	1 10
Old Saybrook.....Lv		6 27		7 47	8 40	9 18	10 11	11 01	10 59	10 59	11 32	12 05	1 10
New HavenLv	5 49	7 02		7 37	8 42	9 15	9 58	10 43	11 32	11 32	12 05	1 10	1 48
Bridgeport.....Lv	5 55	7 10		7 41	8 47	9 25	10 04	10 49	11 32	11 32	12 05	1 10	1 48
Norwalk and South Norwalk.....Lv	6 14	7 31		7 41	9 05	9 45	10 23	11 08	11 32	11 32	12 05	1 10	1 48
StamfordLv		7 50											
125th Street St. Due		8 00			9 31	10 12	10 49	11 34	1 25	1 50	2 20	3 25	4 25
Grand Central Term. Due		8 35		9 00	10 07	10 15	11 25	12 10	2 00	2 30	3 47	4 20	5 20
Pennsylvania Station. Due		8 45		9 00	10 15	10 15	11 35	12 20	2 10	2 40	3 50	4 20	5 20
Newark, N. J.		7 20				11 00	11 45	12 30	2 50	3 50	4 20	5 15	6 15
Trenton, N. J.		7a44				11e45	12a36	1 10	3 50	4 20	5 15	6 15	7a00
North Philadelphia, Pa.		8a28				12a36	1a03	1 10	4 41	5 11	5 38	6 15	7a23
Philadelphia (30th Street Station).....Lv		8a58				1a03	1a13	1 17	5 11	5 25	5 38	6 15	7a23
Philadelphia (Broad Street Station).....Lv		9a05				1a13	1 17		5 25	5 48	5 48	6 15	7a23
Wilmington, Del.		9a33				1 17			5 25	5 48	5 48	6 15	7a23
Baltimore (Pennsylvania Station).....Lv		10a33							6 06	6 22	6 22	6 15	7a23
WashingtonLv		10a33							7 20	7 30	7 30	7 15	8 15
		PM	PM	PM	PM	AM	PM	AM	AM	AM	AM	AM	AM

☒ Stops of inbound trains at 125th Street Station, New York, are only to leave passengers.
 ♦ No checked baggage service on this train.
 Holiday A—Nov. 22, Dec. 25, Jan. 1 and Feb. 22.
 Holiday B—Dec. 25 and Jan. 1.
 Note 1—Will not run Nov. 22 and 23; Dec. 24 and 31; and Feb. 22.
 a No checked baggage service provided at this Station by this train.
 b Change trains at Providence.
 c Change trains at Washington. On Fri., Oct. 12 and Mon., Nov. 12 only leave Boston 4.00 PM, Back Bay 4.05 PM.
 e Due New London 8.08 PM.
 g Stops only to leave passengers.
 k Due New London 11.22 PM.
 r Stops Sundays and Hol. B only.
 t On Monday mornings only the Providence-Washington sleeping car arrives. Washington at 8.15 AM on PRR 119.
 x Weekdays except Hol. B stops only to leave passengers; Sundays and Hol. B makes regular stop.
 y Will carry baggage on Saturdays only. No checked baggage service between New Haven and New York.
 aa On Sundays and Holiday A only will stop at Norwalk and South Norwalk 6.31 AM.

Springfield Line

NEW YORK—NEW HAVEN—HARTFORD—SPRINGFIELD—GREENFIELD

Miles	Station	Sun only	Ex Sun	Ex Sun	Sat & Hol A only	Sun only	Ex Sat Sun & Hol A	Ex Sat Sun & Hol A	Ex Sat Sun & Hol A	Sun only	Ex Sun	Daily	Daily	Daily	Sun only	Ex Sun	Sun only
	NEW HAVEN RAILROAD	32-408 7051	186-410 705	380-412 713	52-62 709	52	62	64	6-64	44	50	66 77	68 715	54 717-7055	76-72	76	20-74 7069
	New York	AM	AM	AM	AM	AM	AM	AM	AM	AM	AM	AM	AM	PM	PM	PM	PM
0.0	Penna. Sta.Lv	1 10	2a25														
	Grand Central .Lv																
	125th Street St. .Lv																
33.1	Stamford, Conn.			4v45	6 00	6 00	6 10	7 00	7a30	8 35	8 40	9 30	10 30	12 30	1 50	1 50	3 00
41.0	Norwalk & South Norwalk, Conn.	2 07		4v55	6 10	6 10	6 20	7 10		8 45	8 49	9 39	10 40	12 40	2 00	2 00	3 10
55.6	Bridgeport, Conn.	2 28	3a37	5v49	7 05	7 05	6 59	7 47		9 21	9 27		11 16	12u24	2 38	2 38	aa
	New Haven, Conn.	Due	2 52	6v01	7 18	7 18	7 12	7 59		9 33	9 38		11 27	12u42	2 52	2 52	aa
72.3	North Haven, Conn.	Due	3 45	6v25	7 40	7 40	7 38	8 23		9 56	9 59		11 50	1 37	3 19	3 19	4 07
79.6	Wallingford, Conn.	Due	4 05	6v50	8 00	8 00	8 00	8 43	8a48	10 16	10 18	10 52	12 08	1 55	3 40	3 40	4 25
84.9	Meriden, Conn.	Due	4 05	7 09	8 08	8 10	8 08	8 51	8 51	10 21	10 26	10 57	12 18	2 03	3 45	3 46	4 35
90.9	Middletown (Bus from Meriden)	Due	4g14	7 17	8 30	8 29	8 30	9 10	9 10	10 41	10 47		12 38		4 04	4 05	4 55
98.2	Berlin, Conn.	Due	4 37	7 32	8 41	8 46	8 41	9 19	9 19	10 51	10 59		12 49		4 13	4 17	5 05
108.9	Hartford, Conn.	Due	4 50	7b59	8 51	8 56	8 51	9b59	9b58	11b58	11b58			3u00	4b58	4b58	5b58
115.2	Windsor, Conn.	Due	5 10	7 43	9 03	9 07	9 03	9 29	9 29	11 01	11 09			2 40	4 24	4 27	5 15
120.9	Windsor Locks, Conn.	Due	5 29	7c54	9c08	9c07	9c08	9c40	9c40	11c12	11c20		1c12	2c51	4c35	4c39	5c26
126.3	Thompsonville, Conn.	Due	5 41	7 57	9 04	9 09	9 04	9 42	9 42	11 14	11 21		1 12	2 52	4 37	4 40	5 29
134.3	Springfield, Mass.	Due	5 55	8 02	9 09	9 17	9 09	9 42	9 42	11 14	11 27	11 43	1 12	3 03	4 37	4 48	5 29
	BOSTON & MAINE RAILROAD	change trains	change trains	change trains	change trains	change trains	change trains	change trains	change trains	thru train	thru train	thru train	thru train	thru coach	thru coach	thru coach	change trains
134.3	Springfield, Mass.Lv	8 00	7 00	9 30	10 05	10 05	10 05						12 35	2 00	3 55		6 15
142.2	Holyoke, Mass.	8 13	7 18	9 43	10 18	10 18	10 18						12 53	2 13	4 08		6 30
151.4	Northampton, Mass.	8 25	7 36	10 05	10 30	10 30	10 30						1 08	2 27	4 25		6 45
170.4	Greenfield, Mass.	8 47	8 07	10 38	10 55	10 55	10 55						1 31	2 53	4 55		
		AM	AM	AM	AM	AM	AM	AM	AM	AM	Noon	PM	PM	PM	PM	PM	PM

DAY WHITE MOUNTAINS

CIGAR VALLEY EXPRESS

Station	Ex Sun	Ex Sat Sun & Hol A	Daily	Ex Sun	Sun only	Daily	Sun & Hol B only	Ex Sun & Hol A	Sun & Hol A only	Daily	Daily	NEW BRITAIN—BERLIN
NEW HAVEN RAILROAD	20-78 721	60	58	80	82	28-416	90	94	92	168	56	Motor Coach Service. Train connection at Berlin. Bus leaves New Britain R. R. Station.
New York	PM	PM	PM	PM	PM	PM	PM	PM	PM	PM	AM	Week-days at 7 04, 8u00, 8 47, 9x15, 10 34, 10 55, AM, 12 46, 2 27, 3 10, 4 12, 5 00, 5:58, 6:02, 7 04, 7 35, 8 12, 9w30, 9 53 PM
Stamford, Conn.	bb	4a21	ff	5v18	5 10	6 00	7 28	8 00	8 05		12 10	Sundays at 8 04, 8 40, 9 22, 10 34 AM, 12 40, 2 27, 3 10, 4 12, 5 00, 5:58, 6:02, 7 04, 7 35, 8 12, 9w30, 9 53 PM
Norwalk & South Norwalk, Conn.	bb	4a33	ff	5v29	5 20	6 10	7 38	8 10	8 15		12 20	Bus leaves Berlin R. R. Station
Bridgeport, Conn.	4 07	4a56	5 20	6 19	6 09	6:46	7:57	8 48	8 53		9 13	Week-days at 7 44, 8 18, 8 58, 9x30, 10 44, 11 10 AM, 1 03, 2 41, 3 24, 4 29, 5 21, 6 25, 7 19, 7 50, 8 26, 9w43, 10 30 PM
New Haven, Conn.	Due	4 25	5 22	6 37	6 45	7 11	8 39	9 16	9 23		9 41	Sundays at 8 18, 8 57, 9 36 11 02, AM, 1 02, 2 41, 3 24, 4 25, 5 16, 6 25, 7 35, 8 26, 9 43, 10 30 PM
North Haven, Conn.	Due	4 35	5 27	6 42	6 53	7 29	8 57	9 35	9 42		9 49	
Wallingford, Conn.	Due	4 56		6 42	6 53	7 45	9 02	9 43	9 48		10 09	
Meriden, Conn.	Due	5 04		7 07	7 20	8 04	9 22	10 03	10 08		10 38	
Middletown (Bus from Meriden)	Due	5b58		7b58	7 31	8 15	9 33	10 12	10 17		10 38	
Berlin, Conn.	Due	5 20		7 17	7 31	8 25	9 43	10 29	10 28		10 38	
New Britain (Bus from Berlin)	Due	5c31		7c29	7c45	8c36	9c53	10c40	10c40		11 01	
Hartford, Conn.	Due	5 33	6 13	7 29	7 44	8 38	9 56	10 43	10 41		11 01	
Windsor, Conn.	Due	5 47	6 13	7 33	7 47	8 42	10 00	10 55	10 45		11 08	
Windsor Locks, Conn.	Due	6 04		7 07	7 20	8 04	9 22	10 03	10 08		11 08	
Thompsonville, Conn.	Due	6 13		7 17	7 31	8 25	9 43	10 29	10 28		11 08	
Springfield, Mass.	Due	6 30	6 45	7 12	7 26	8 19	9 37	10 24	10 11		11 50	
BOSTON & MAINE RAILROAD	change trains	change trains	change trains	change trains	change trains	change trains	change trains	change trains	change trains	thru train	thru train	
Springfield, Mass.Lv	6 30			8 25	8 45	9 00	10 15	11 03	11 11		11 50	
Holyoke, Mass.	Due	6 53		8 42	9 00	9 15	10 30	11 18	11 26		12 07	
Northampton, Mass.	Due	7 05		9 00	9 15	9 30	10 45	11 33	11 41		12 07	
Greenfield, Mass.	Due	8 17		9 24	9 38	9 53	11 07	11 33	11 41		12 55	
		PM	PM	PM	PM	PM	PM	AM	AM	AM	AM	

- ☒ Stops at 125th Street Station are only to receive passengers.
- ☒ Holiday A—Nov. 22, Dec. 25, Jan. 1, and Feb. 22.
- ☒ Holiday B—Dec. 25 and Jan. 1.
- ♦ No checked baggage service on this train.
- ♥ No checked baggage service between New York and New Haven.
- a Change trains at New Haven.
- b By connecting Connecticut Co. bus. Railroad tickets not accepted; pay fare on the bus.
- c By connecting bus to the New Britain railroad station. See bus table.
- d This service is not operated at B&M stations on Sundays.
- e By connecting train except Saturdays and Sundays.
- g Leave Meriden 4.24 AM.
- k On week-days, stops only to receive passengers; on Sundays makes a regular stop.
- n Bus runs four minutes later on Saturdays and Holidays A.
- p Will not run Nov. 22, Dec. 25 and Jan. 1.
- r Runs only on Nov. 22, Dec. 25 and Jan. 1.
- t Leave Meriden 5.05 AM.
- u Change trains at New Haven; no connection on Sundays.
- v Change trains at New Haven; no connection from this station on Saturdays and Holiday A.
- w Runs only on Hol. B.
- x Will not run Saturdays and Hol. A.
- y Will not run on Hol. B.
- z By connecting train.
- aa Stops at Stamford 3.28 PM; Norwalk & So. Norwalk 3.40 PM to receive passengers only.
- bb Stops at Stamford 3.19 PM; Norwalk & So. Norwalk 3.35 PM to receive passengers only.
- dd Stops only on Saturdays—at Norwalk and South Norwalk 8.56 PM.
- ff Stops only on Sundays and Holiday A—at Stamford 4.56 PM and Norwalk and South Norwalk 5.04 PM.

Springfield Line

GREENFIELD—SPRINGFIELD—HARTFORD—NEW HAVEN—NEW YORK

2

Mls.	B&M NYNH&H	Sun Night only	Ex Sun Night	Daily	Ex. Sun.	Ex. Sun.	Sun. only	Ex/Sat Sun & Hol A	Sat & Hol A only	Ex/Sat Sun & Hol A	Ex. Sun.	Sun. only	Daily Note 1	Sun only	Ex Sun	Ex/Sat Sun & Hol A	Daily Note 1	
		7060 55	728 55	732 169	704 ♦67	704 ♦67- 371	7054 ♦65	♦♦ 403-69	♦♦ 407-69	♦♦ 403-69	78 ♦69	78 71-5	7052 91	Note 1 720 75	7050 81	712 77	714 ♦405 -13	Note 1 714 53
BOSTON & MAINE RAILROAD																		
0.0	Greenfield, Mass.	PM 10 10	PM 10:25	AM thru	AM 5 30	AM 5 30	AM 6 15	AM	AM	AM	AM 6 25	AM 6 25	AM 6 45	AM 8:55	AM 10 50	AM 10 50	AM 12 40	AM 12:40
19.0	Northampton, Mass.	10 40	10:55	train	5 55	5 55	6 40				7 00	7 00	7 11	9d25	11 18	11 15	1 10	1d10
28.2	Holyoke, Mass.	10 55	11:10	from	6 08	6 08	6 54				7 16	7 16	7 26	9d37	11 31	11 30	1 23	1d23
36.1	Springfield, Mass.	11 15	11:25	Mont- real	6 25	6 25	7 10				7 31	7 31	7 40	9d50	11 45	11 45	1 40	1d40
NEW HAVEN RAILROAD																		
0.0	Springfield, Mass.	1 55	1 55	change trains	6 30	6 30	7 20	7 21	7 23	7 23	7 43	8 03	8 50	10 07	12 05	12 00	1 50	2 35
8.0	Thompsonville, Conn.						7 33	7 33	7 36	7 36	8 16				12 18	12 14		
13.4	Windsor Locks, Conn.						7 41	7 41	7 44	7 44	8 25				12 26	12 23		
19.1	Windsor, Conn.						7 49	7 49	7 59	7 59	8 33							
25.4	Hartford, Conn.	Due Lv.	2 27 2 42	5 26 5 28	7 02 7 02	7 02 7 02	8 02 8 02	8 00 8 00	8 02 8 04	8 02 8 04	8 15 8 48	9 22 9 22	10 38 10 40	12 43 12 43	12 40 12 46	2 23 2 23	3 06 3 09	3 06 3 09
THE BANKERS																		
	New Britain (Bus to Berlin)		2 42	5 28	7 02	7 02	8 02	8 00	8 02	8 02	8 15	9 22	10 40	12 43	12 46	2 23	3 09	3 09
36.1	Berlin, Conn.		2 59	5 29	7 16	7 16	8 17	8 13	8 17	8 17	9 03	9 35	10 54	12 57	1 01		3 23	3 23
THE WASHINGTONIAN																		
	Middletown (Bus to Meriden)			5 50	6:50	6:50	8:00	8:00	8:00	8:00	9:17	9:46	11:05	12:00	12:00		3:00	3:00
43.4	Meriden, Conn.	3p28	3p28	5 50	7 27	7 27	8 29	8 23	8 29	8 29	9 17	9 46	11 05	1 09	1 13		3 35	3 35
49.4	Wallingford, Conn.				7 36	7 36	8 39	8 32	8 39	8 39	9 28	10 55	1 20	1 25				
54.7	North Haven, Conn.																	
62.0	New Haven, Conn.	Due Lv.	3 55 4 30	6 14 6 20	7 54 8 00	7 54 8a03	8 57 9 03	8 50 9 03	8 57 9 03	8 57 9 03	9 46 9 58	11 30 10 21	1 30 11 38	1 38 1 45	1 43 1 55	3 04 3 13	4 00 4 08	4 00 4 08
78.7	Bridgeport, Conn.	Due	4 58	6 42	ee	8a29	9 22	9a28	9a28	9a28	10 21	10 43	12 03	2 05	2 17	3 43	4 29	4 29
93.3	Norwalk & South Norwalk, Conn.		5 34	6 42		8a58	9 40	9a49	9a49	9a49	10 25	11 04	12 38	2 29	2 43	4 07	4 51	4 51
101.2	Stamford, Conn.		5 59	6 42		9a13	9 50	10a71	10a71	10a71	11 21	11 14	12 29	2 39	2 56	4 20	5 03	5 03
134.3	New York	125th Street Grand Central Penn. Sta.	6 44 6 55 Due	6:44 6:55 Due		9a34 10a04	10 25 10 35	10 15 10 25	10 15 10 25	10 15 10 25	11 11 11 20	11 14 12 00	12 50 1 00	3 15 3 25	3 32 3 43	4 25 4 35	5 39 5 49	5 39 5 49
			AM	AM	AM	AM	AM	AM	AM	AM	AM	Noon	PM	PM	PM	PM	PM	PM

Mls.	B&M NYNH&H	Daily	Daily	Ex Sun	Sun & Hol B only	Ex Sun & Hol B	Sun & Hol B Note 2	Daily	Sun & Hol B only	Ex. Sun.	Sun. only	Sun. Night only	Ex. Sun. Night
		702 ♦79	72 85	83	♦93	724 409-25	♦57	74 59	♦89	726 97	7058 49	7060 ♦101	728 ♦99
BOSTON & MAINE RAILROAD													
Greenfield, Mass.	PM 2r30	PM 3k00	PM	PM AA	PM 4 00	PM 4 00	PM	PM 5 25	PM	PM	PM	PM 10 10	PM 10 25
Northampton, Mass.	2r54	3k25		AA	4 28	4 28		5 52		8 10	8 35	10 40	10 55
Holyoke, Mass.	3r07	3k42		AA	4 45	4 45		6 09		8 25	8 50	10 55	11 10
Springfield, Mass.	Due 3r25 thru coach	3k58		AA	5 05	5 05		6 28		8 48	9 05	11 15	11 25
NEW HAVEN RAILROAD													
Springfield, Mass.	Lv. 3 45	4 15	4 25	5 25	5 15	6 35	7 00	7 38	8 55	9 25	12 00	11 45	
Thompsonville, Conn.			4 38	5 28	5 28			7 51	9 09	9 38			
Windsor Locks, Conn.				5 36	5 36			7 59	9 19	9 47			
Windsor, Conn.				5 45	5 45								
Hartford, Conn.	Due Lv.	4 16 4 47	4 58	6 00	5 54	7 06	7 31	8 15	9 35	10 05	12 33	12 17	
DAY WHITE MOUNTAINS													
	New Britain (Bus to Berlin)	4b12	5 00	6 02	5 57	7 08	7 35	8 17	9 50	10 05	12 37	12 37	
Berlin, Conn.	4 29		5 13	6 16	6 11		7 49	8 31	10 06	10 19	12 52	12 53	
MIDDLETOWN - MERIDEN													
	Middletown (Bus to Meriden)	4c00		5c00	5c00	7c00	7c00	8c00	9c00	10c00			
Meriden, Conn.	4 39		5 24	6 27	6 24	7 30	8 01	8 42	10 26	10 29	1 04	1n24	
Wallingford, Conn.	4 48		5 36	6 37	6m43		8 52	10 37	10 40	1 14	1 34		
North Haven, Conn.			5 43										
New Haven, Conn.	Due Lv.	5 06 5 13	5 29 5 34	6 55 7 00	7 01 7a10	7 54 8 02	8 26 8 36	9 10 9 16	10 55 11 05	10 58 11 10	1 32 1 49	1 53 2 23	
Bridgeport, Conn.	Due	5 33	6a14	6 29	7a31	8 22	9 18	9 36	11 30	11 29	2 09	2 42	
Norwalk & South Norwalk, Conn.		5 49		7 02	7a50	8a01	9 18	9 53	11 50	11 46	2 38	3 21	
Stamford, Conn.		5 59		7 15	8a00	8a13	9 29	10 03	12 00	11 56	3 06	3 51	
New York	125th Street Grand Central Penn. Sta.	6 37 6 48 Due	6 45 6 55 7a20	7 55 8 05 PM	8 17 8 25 PM	8 35 8 45 PM	9 19 9 30 PM	10 03 10 13 PM	10 38 10 48 PM	12 34 12 45 AM	12 40 12 40 AM	4 05 4 53 AM	4 53 5 00 AM

MIDDLETOWN - MERIDEN

Motor Coach Service by Connecticut Co. Railroad tickets not accepted; pay fare on the bus. Running time about 30 minutes.

Bus leaves Middletown — Main and Court Sts.

Daily at 6 50, 8 00, 9 00, 10 00, 11 00 AM, 12 00 Noon, 1 00, 2 00, 3 00, 4 00, 5 00, 6 00, 7 00, 8 00, 9 00, 10 00, 11 00 PM

Bus leaves Meriden Railroad Station

Daily at 7 32, 8 30, 9 30, 10 30, 11 30 AM, 12 30, 1 30, 2 33, 3 33, 4 30, 5 30, 6 30, 7 30, 8 30, 9 33, 10 30, 11 30 PM

☒ Stops at 125th Street Station, New York, are to leave passengers only.
 Holiday A—Nov. 22, Dec. 25, Jan. 1, and Feb. 22.
 Holiday B—Nov. 22, Dec. 25 and Jan. 1.
 Note 1—This service is not operated from B&M stations on Sundays.
 Note 2—Will not run on Dec. 23 and Dec. 30.
 ♦ No checked baggage service on this train.
 ♥ Checked baggage service between New Haven and New York only.
 a Change trains at New Haven.
 b Connecting bus from the New Britain railroad station. See bus table.
 c By connecting Connecticut Co bus. Railroad tickets not accepted; pay fare on the bus. See bus table.
 d This service is not operated from B&M stations on Sundays.
 e Sunday mornings and mornings of Holiday A only leave New Haven 5:50 AM; Due Bridgeport 6:14 AM, Norwalk and South Norwalk 6:31 AM, Stamford 6:41 AM, 125th St., 7:18 AM, New York, G. C. T. 7:30 AM. Coach passengers transfer at New Haven.

k On Sundays leave Greenfield 3.15 PM; Northampton 3.39 PM; Holyoke 3.52 PM; Due Springfield 4.05 PM. No thru cars on Sundays.
 m Due Wallingford 6 32 PM
 n Due Meriden 1.04 AM.
 p Due Meriden 3.10 AM.
 r This train runs only on Sundays.
 v On Sundays connecting bus leaves at 7.19 PM.
 x Through sleeper does not operate on Saturday nights.
 z Change coaches at New Haven.
 ee Stops only on Holiday A—at Bridgeport 8.17 AM.
 AA On Hol. B only connecting train will leave Greenfield 4.00 PM; Northampton 4.28 PM, Holyoke 4.45 PM, arrive Springfield 5.05 PM

New York-Hartford-Worcester-Boston

READ DOWN

Via Springfield

READ UP

Table with multiple columns for train routes, times, and station names. Includes routes like New York to Hartford and Boston, and stations like Grand Central, 125th Street, and South Station.

SPRINGFIELD-HARTFORD-PHILADELPHIA-WASHINGTON

Table showing train schedules between Springfield, Hartford, Philadelphia, and Washington. Columns include station names, times, and train types.

NEW YORK-WILLIMANTIC-PUTNAM-BOSTON

Table showing train schedules between New York, Willimantic, Putnam, and Boston. Includes times and station names like 125th St. and Back Bay.

Table showing train schedules for the Pennsylvania Railroad, including routes to Baltimore, Philadelphia, and Trenton.

Table showing train schedules for the Montreal route, including stations like South Station, Back Bay, and New York.

Passengers will not be carried locally between 125th Street and G.C.T.
No checked baggage service on this train.
Holiday A—Nov. 22, Dec. 25, Jan. 1 and Feb. 22.
Holiday B—Nov. 22, Dec. 25 and Jan. 1.
Holiday C—Dec. 25 and Jan. 1.
Note 1—Also handles thru sleeping car between New York and Worcester. For dates of operation see Sleeping Car Service.
Note 2—Trains from Boston stop at Trinity Place Station.
a No checked baggage service provided at this station by this train.
c Connecting train.
d Stops on Sundays and Holidays C only at Newark 4.17 AM; Trenton 5.08 AM, No. Phila., 5.38 AM
e Sunday mornings and mornings of Holiday A only leave New Haven 5.50 AM due Bridgeport 6.14 AM, Stamford 6.41 AM, New York, 125th Street, 7.18 AM., G.C.T. 7.30 AM. Coach passengers transfer at New Haven.

g Stops only to leave passengers.
h Stops only to receive passengers.
r Weekdays, except holidays, stops only to leave passengers Sundays and Holidays C makes regular stop.
v No coaches between New Haven and New York.
z Change trains at New Haven.
aa Stops only on Sundays and Holiday A at Stamford at 4.56 PM.
bb Stops only on Fridays and Saturdays to receive passengers at 11.57 AM. Will not stop Dec. 21, 22, 28, 29; Jan. 4 and 5; April 4 and 5.
cc Stops only on Sundays to discharge passengers at 9.12 PM. Will not stop Dec. 16, 23, 30; March 30 and April 6.
dd By connecting train, leave Berlin 4.29 PM, Meriden 4.39 PM.

New York--Stamford--Bridgeport--New Haven

Miles		Daily	Daily	Ex. Sun.	Sun & Jan 1 only	Ex Sat Sun & Hol A	Ex Sat Sun & Hol A	Sat Sun & Hol A only	Ex Sat Sun & Hol A	Ex Sun & Hol C	Ex Sat Sun & Hol A	Ex. Sun.	Ex Sun	Daily	Ex Sat Sun & Hol B	Daily	Ex. Sun	Sun. only	Daily	Sun only	Ex Sun	
0.0	New York	AM	AM	AM	AM	AM	AM	AM	AM	AM	AM	AM	AM	AM	AM	AM	AM	AM	AM	AM	AM	AM
	Grand Central. Lv.			3 00	3 25	4 45	5 42	6 00	6 10	6 30	6 50	7 00	7 30	7 32	7 50	8 00	8 12	8 12	8 25	8 25	8 25	8 40
	125th St. ☒				3 35	4 55	5 52	6 10	6 20	6 40	7 00	7 10	7 40	7 42	8 00	8 10	8 22	8 22	8 35	8 35	8 35	8 49
	Penna. Sta.	2 25	3 10																			
13.8	Mount Vernon.			3 24	3 52	5 11	6 09	6 26		LL	LL			LL	LL					LL	LL	LL
14.5	Columbus Ave.			3 42	3 54			6 57		7 18				8 00	8 20							
15.2	Pelham.			3 45	3 57			7 00		7 22				8 03	8 23							
16.6	New Rochelle			3a49	4 03	5 17	6 15	6 31		7 04	7 27			8 07	8 28							
18.7	Larchmont.			4 15	4 08	5 22		6 36		7 08	7 31			8 12	8 33							
20.5	Mamaroneck.			4 24	4 12	5 26	6 23	6 40		7 12	7 34			8 16	8 37							
22.2	Harrison.			4 31	4 15	5 29	6 26	6 43		7 16	7 37			8 19	8 40							
24.1	Rye.			4 35	4 18	5 32	6 29	6 46		7 19	7 40			8 22	8 43							
25.7	Port Chester, New York.			4 38	4 24	5 36	6 33	6 50		7 24	7 44			8 26	8 47							
28.7	Greenwich, Conn.			5a02	4 29	5 41	6 38	6 55		7 25	7 49			8 30	8 52							
29.1	Cos Cob.			5 20	4 32		6 41	6 58		7 31	7 52			8 33								
30.3	Riverside.			5 23	4 34		6 43			7 33	7 54			8 35								
31.3	Old Greenwich.			5 27	4 37		6 46			7 36	7 57			8 38								
33.1	Stamford			5a31	4 40	5 49	6 50	7 05	6 59	7 39	8 00	7 47		8 41	8 58	8 47	9 03	8 59	9 10	9 21	9 27	
35.2	Glenbrook.																					
36.5	Noroton Heights.			5 57																		
37.7	Darien.			6 02				7 12	7 06					7 54								
39.2	Rowayton.																					
41.0	Norwalk and South Norwalk			6 10				7 18	7 12					7 59								
42.1	East Norwalk.																					
44.2	Westport and Saugatuck.			6 19				7 23	7 17					8 05								
47.2	Green's Farms.																					
48.9	Southport.			6 26																		
50.6	Fairfield.			6 31				7 31	7 28					8 14								
55.6	Bridgeport			6a40				7 40	7 38													
59.1	Stratford.			6 50				bb	7 43													
63.3	Milford.			6 59				7 50	7 49													
72.3	New Haven, Conn.			7 10				8 00	8 00					8 33	8 43	8 48	9 32				10 06	10 18
		AM	AM	AM	AM	AM	AM	AM	AM	AM	AM	AM	AM	AM	AM	AM	AM	AM	AM	AM	AM	AM

	Ex Sat Sun & Hol A	Ex Sat Sun & Hol A	Daily	Daily	Daily	Daily	Daily	Ex Sat Sun & Hol A	Daily	Ex Sun	Sun only	Ex Sun	Ex Sat Sun & Hol A	Daily	Daily	Daily	Sat only	Ex Sun & Hol A	Daily	Daily	
New York	AM	AM	AM	AM	AM	AM	AM	AM	AM	AM	AM	AM	AM	Noon	PM	PM	PM	PM	PM	PM	
Grand Central. Lv.	8 55	9 25	9 30	9 55	10 00	10 25	10 30	10 55	11 25	11 30	11 30	11 35	11 55	12 00	12 20	12 30	12 50	12 55	1 00	1 25	
125th St. ☒	9 05	9 35	9 39	10 05	10 10	10 35	10 40	11 05	11 35	11 35	11 44	12 05	12 10	12 30	12 40	1 00	1 05	1 05	1 00	1 35	
Penna. Station.	LL	LL	LL	LL	LL	LL	LL	LL	LL	LL	LL	LL	LL	LL	LL	LL	LL	LL	LL	LL	
Mount Vernon.	9 21	9 51	10 21	10 51	11 21	11 21	11 21	11 21	11 52	12 21	12 21	12 21	12 21	12 47	1 21	1 21	1 21	1 21	1 21	1 51	
Columbus Ave.	9 23	9 53	10 23	10 53	11 23	11 23	11 23	11 23	11 54	12 23	12 23	12 23	12 23	12 49	1 23	1 23	1 23	1 23	1 23	1 53	
Pelham.	9 26	9 56	10 26	10 56	11 26	11 26	11 26	11 26	11 57	12 26	12 26	12 26	12 26	12 52	1 26	1 26	1 26	1 26	1 26	1 56	
New Rochelle	9 30	10 00	10 30	11 00	11 30	11 30	11 30	11 30	12 03	12 30	12 30	12 30	12 30	12 57	1 30	1 30	1 30	1 30	1 30	2 00	
Larchmont.	9 35	10 05	10 35	11 05	11 35	11 35	11 35	11 35	12 08	12 35	12 35	12 35	12 35	1 03	1 35	1 35	1 35	1 35	1 35	2 05	
Mamaroneck.	9 39	10 09	10 39	11 09	11 39	11 39	11 39	11 39	12 12	12 39	12 39	12 39	12 39	1 07	1 39	1 39	1 39	1 39	1 39	2 09	
Harrison.	9 42	10 12	10 42	11 12	11 42	11 42	11 42	11 42	12 16	12 42	12 42	12 42	12 42	1 10	1 41	1 41	1 41	1 41	1 41	2 12	
Rye.	9 45	10 15	10 45	11 15	11 45	11 45	11 45	11 45	12 20	12 45	12 45	12 45	12 45	1 13	1 45	1 45	1 45	1 45	1 45	2 15	
Port Chester, New York.	9 48	10 18	10 49	11 19	11 49	11 49	11 49	11 49	12 23	12 48	12 48	12 48	12 48	1 18	1 49	1 49	1 49	1 49	1 49	2 19	
Greenwich, Conn.			10 54	11 24	11 54	11 54	11 54	11 54	12 32	12 54	12 54	12 54	12 54	1 24	aa	aa	aa	aa	aa	2 24	
Cos Cob.			10 57	11 27	11 57	11 57	11 57	11 57	12 35	12 57	12 57	12 57	12 57	1 27	aa	aa	aa	aa	aa	2 27	
Riverside.			10 59	11 29	11 59	11 59	11 59	11 59	12 38	12 59	12 59	12 59	12 59	1 29	aa	aa	aa	aa	aa	2 29	
Old Greenwich.			11 02	11 32	12 02	12 02	12 02	12 02	12 41	12 61	12 61	12 61	12 61	1 32	aa	aa	aa	aa	aa	2 32	
Stamford			11 05	11 35	12 05	12 05	12 05	12 05	12 44	12 64	12 64	12 64	12 64	1 35	aa	aa	aa	aa	aa	2 35	
Glenbrook.																					
Noroton Heights.																					
Darien.																					
Rowayton.																					
Norwalk and So. Norwalk																					
East Norwalk.																					
Westport and Saugatuck.																					
Green's Farms.																					
Southport.																					
Fairfield.																					
Bridgeport																					
Stratford.																					
Milford.																					
New Haven, Conn.																					
	AM	AM	AM	AM	AM	AM	AM	AM	AM	AM	AM	AM	AM	AM	AM	AM	AM	AM	AM	AM	AM

LL—Trains so indicated leave from the lower level, Grand Central Terminal.
 ☒ Outbound trains stop at 125th Street only to receive passengers.
 ♦ No checked baggage services on this train.
 Holidays A—Nov. 22, Dec. 25, Jan. 1 and Feb. 22.
 Holidays B—Oct. 12, Nov. 6, 12, 22, Dec. 25, Jan. 1, Feb. 12 and 22.
 Holidays C—Nov. 22, Dec. 25 and Jan. 1.
 a Leave New Rochelle 4.05 AM, Greenwich 5.17 AM, Stamford 5.44 AM, Bridgeport 6.45 AM.
 c Leave Bridgeport 1.13 PM.
 aa Stops on Saturdays only at Greenwich 1.54 PM, Cos Cob 1.57 PM, Riverside 1.59 PM, Old Greenwich 2.02 PM, due Stamford 2.05 PM
 bb Stops on Saturdays and Holidays A only at Stratford 7.44 AM.

	Daily	Ex Sun & Hol A	Daily	Daily	Ex Sun	Sun only	Ex Sun & Hol A	Daily	Daily	Ex Sun & Hol A	Ex Sun & Hol A	Ex Sat Sun & Hol A	Daily	Daily	Ex Sat Sun & Hol A	Daily	Sat only	Ex Sat Sun & Hol A	Ex Sat Sun & Hol A	Ex Sun & Hol A	Daily	
	◆76	◆284	174	γ286	78	74	◆288	20	◆296	◆398	z306	◆60	176	58	◆348	292	152	◆372	◆356	◆238	◆26	
	PM 1 50 2 00	PM 1 55 2 05	PM	PM 2 25 2 35	PM 2 30 2 40	PM 2 40 2 50	PM 2 55 3 05	PM 3 00 3 10	PM 3 22 3 32	PM 3 30 3 40	PM 3 55 4 05	PM 4 00	PM	PM 4 10 4 20	PM 4 15 4 25	PM 4 22 4 32	PM 4 25 4 34	PM 4 30 4 40	PM 4 37 4 47	PM 4 47 4 55	PM 5 00	
New York	Grand Central, Lv. 125th St. St.	Penna. Station	Due																			
		LL 2 00	LL 2 00				LL 3 21	LL 3 10	LL 3 48	LL 4 21	LL 4 21	LL 4 00	LL 4 00	LL 4 10	LL 4 15	LL 4 22	LL 4 25	LL 4 30	LL 4 37	LL 4 47	LL 5 00	
Mount Vernon		2 22	2 51				3 21	3 48	4 21	4 21	4 21	4 00	4 00	4 10	4 15	4 22	4 25	4 30	4 37	4 47	5 00	
Columbus Ave.		2 24	2 53				3 23	3 50	4 23	4 23	4 23			4 10	4 15	4 22	4 25	4 30	4 37	4 47	5 00	
Pelham		2 28	2 56				3 26	3 53	4 26	4 26	4 26			4 10	4 15	4 22	4 25	4 30	4 37	4 47	5 00	
New Rochelle		2 32	3 00				3 30	3 57	4 30	4 30	4 30			4 10	4 15	4 22	4 25	4 30	4 37	4 47	5 00	
Larchmont		2 36	3 05				3 35	4 02	4 35	4 35	4 35			4 10	4 15	4 22	4 25	4 30	4 37	4 47	5 00	
Mamaroneck		2 39	3 09				3 39	4 06	4 39	4 39	4 39			4 10	4 15	4 22	4 25	4 30	4 37	4 47	5 00	
Harrison		2 42	3 12				3 42	4 09	4 42	4 42	4 42			4 10	4 15	4 22	4 25	4 30	4 37	4 47	5 00	
Rye		2 45	3 15				3 45	4 12	4 45	4 45	4 45			4 10	4 15	4 22	4 25	4 30	4 37	4 47	5 00	
Port Chester, New York		2 49	3 19				3 49	4 16	4 49	4 49	4 49			4 10	4 15	4 22	4 25	4 30	4 37	4 47	5 00	
Greenwich, Conn.		2 54	3 24				3 54	4 21	4 54	4 54	4 54			4 10	4 15	4 22	4 25	4 30	4 37	4 47	5 00	
Cos Cob		2 57	3 27				3 57	4 24	4 57	4 57	4 57			4 10	4 15	4 22	4 25	4 30	4 37	4 47	5 00	
Riverside		2 59	3 29				3 59	4 26	4 59	4 59	4 59			4 10	4 15	4 22	4 25	4 30	4 37	4 47	5 00	
Old Greenwich		3 02	3 32				4 02	4 29	5 02	5 02	5 02			4 10	4 15	4 22	4 25	4 30	4 37	4 47	5 00	
Stamford	2 38	3 05	2 47	3 35	3 19	3 28	4 05	4 32	4 21	5 05	4 46	aa	5 08	5 14	5 11	5 18	5 42	5 18	5 42	5 18	5 42	
Glenbrook																						
Noroton Heights																						
Darien	2 45				3 27	3 35			4 28							5 18		5 50				
Rowayton																						
Norwalk and South Norwalk	2 52				3 35	3 40			4 33					aa		5 25		5 29	5 55			
East Norwalk																						
Westport and Saugatuck	2 59				3 42	3 46			4 39													
Green's Farms																						
Southport																						
Fairfield	3 09				3 51	3 53			4 47													
Bridgeport	3 19		3 14		4 02	4 02		4 07	4 56				5 12	5 20								
Stratford																						
Milford	3 29								5 07				5 22	5 30								
New Haven	3 40		3 32		4 20	4 20		4 25	5 18				5 22	5 30							6 18	

MERCHANTS LIMITED

	Ex Sun & Hol A	Ex Sat Sun & Hol B	Ex Sun	Sun only	Ex Sat Sun & Hol A	Ex Sat Sun & Hol A	Ex Sat Sun & Hol B	Ex Sat Sun & Hol B	Sat Sun & Hol A	Ex Sat Sun & Hol A Note 1	Ex Sat Sun & Hol A	Ex Sat Sun & Hol A	Ex Sat Sun & Hol A Note 1	Ex Sat Sun & Hol A	Ex Sat Sun & Hol A	Ex Sat Sun & Hol A	Ex Sat Sun & Hol A	Ex Sat Sun & Hol A	Ex Sat Sun & Hol A	Ex Sat Sun & Hol A	Daily	Ex Sun	Ex Sat Sun & Hol A	
	374	◆332	80	82	◆240	◆298	◆204	◆300	◆304	◆302	◆376	◆242	◆358	◆206	◆208	◆294	◆210	28	472	◆386		28	472	◆386
	PM 5 05 5 15	PM 5 08 5 18	PM 5 10 5 20	PM 5 10 5 20	PM 5 12 5 22	PM 5 14 5 24	PM 5 16 5 26	PM 5 23	PM 5 23 5 33	PM 5 29	PM 5 31 5 41	PM 5 32 5 42	PM 5 34 5 44	PM 5 35 5 45	PM 5 48 5 58	PM 5 51 6 01	PM 5 54 6 04	PM 6 00 6 10	PM 6 02 6 12		PM 6 00 6 10	PM 6 02 6 12	PM 6 02 6 12	
New York	Grand Central, Lv. 125th St. St.	Penna. Station	Due																					
Mount Vernon																								
Columbus Ave.																								
Pelham																								
New Rochelle																								
Larchmont																								
Mamaroneck																								
Harrison																								
Rye																								
Port Chester, New York																								
Greenwich, Conn.																								
Cos Cob																								
Riverside																								
Old Greenwich																								
Stamford	5 52	5 59		5 57																				
Glenbrook																								
Noroton Heights																								
Darien	5 59			6 04																				
Rowayton																								
Norwalk and South Norwalk	6 08			6 09																				
East Norwalk																								
Westport and Saugatuck	6 14			6 15																				
Green's Farms	6 19																							
Southport	6 23																							
Fairfield	6 29																							
Bridgeport	6 41		6 19	6 28																				
Stratford	6 47																							
Milford	6 53			6 38																				
New Haven	7 13		6 37	6 48																				

LL—Trains so indicated leave from the lower level Grand Central Terminal.
 ◆ Outbound trains stop at 125th Street only to take passengers.
 ♦ No checked baggage service on this train.
 Holidays A—Nov. 22, Dec. 25, Jan. 1 and Feb. 22.
 Holidays B—Oct. 12, Nov. 6, 12, 22, Dec. 25, Jan. 1, Feb. 12 and 22.
 Holidays C—Oct. 12, Nov. 6, 12 and Feb. 12.
 Note 1—Will not run Monday, Dec. 24.
 a Leave Milford 7.01 PM
 e Stops on Saturdays only at Larchmont, Mamaroneck, Harrison, Rye, Port Chester, Greenwich, Cos Cob, Riverside, Old Greenwich and Stamford.
 γ No checked baggage service on Saturdays and Sundays.
 z No checked baggage service on Saturdays.
 aa Stops on Sundays and Hol A only at Stamford 4.56 PM, Norwalk & So. Norwalk 5.04 PM

bb Stops only on Holidays A at Port Chester 6.09 PM; Greenwich 6.12 PM; Stamford 6.19 PM, Noroton Heights 6.23 PM; Rowayton 6.29 PM.
 cc Stops only on Holiday C at Mount Vernon 5.37 PM; Columbus Ave. 5.38 PM; Pelham 5.39 PM.
 dd Stops only on Monday, Dec. 24 at Mount Vernon 5.57 PM; Columbus Ave. 5.59 PM; Pelham 6.01 PM.
 ee Stops Saturdays only at Port Chester at 5.42 PM and Greenwich 5.46 PM
 ff Stops only on Monday, Dec. 24 at 125th St. 5.58 PM.
 gg Stops only on Monday, Dec. 24 at Rye 6.10 PM; Port Chester 6.12 PM; Greenwich 6.14 PM; Cos Cob 6.16 PM; Riverside 6.18 PM; Old Greenwich 6.21 PM.
 nn Stops at Stamford at 6.46 PM weekdays to take passengers; Sundays makes a regular stop.

New York--Stamford--Bridgeport--New Haven--Concluded

	Sat only	Ex Sat Sun & Hol A Note 2	Ex Sat Sun & Hol A	Ex Sat Sun & Hol A	Daily	Ex Sat Sun & Hol A	Sat only	Daily	Daily	Daily	Sun & Hol B only	Sun & Hol A only	Ex Sat Sun & Hol A	Sat only	Sun & Hol B only	Fri Dec 21 only	Ex Sun & Hol A	Sun & Hol A	Ex Sat Sun & Hol A	Daily	Daily
New York	◆396	◆244	◆350	◆246	◆322	◆354	◆354	170	366	308	90	◆148	248	252	◆46	◆46	94	92	378	◆310	168
Grand Central .Lv	PM 6 02	PM 6 05	PM 6 08	PM 6 12	PM 6 25	PM 6 55	PM 6 55	PM	PM	PM	PM 7 28	PM 7 47	PM 7 55	PM 7 55	PM 8 00	PM 8 00	PM 8 00	PM 8 05	PM 8 09	PM 8 25	PM 8 35
125th St. ☒	6 12	6 15	aa	6 35	6 35	7 05	7 05	7 02	7 35	7 38	7 57	8 05	8 05	8 10	8 10	8 10	8 15	8 15	8 25	8 35
Penna. Station. Due	LL	LL	LL	LL	LL	7 00	LL	LL	LL	LL	8 25
Mount Vernon.....	6 38	6 51	7 21	7 21	7 51	8 23	8 24	LL	8 51
Columbus Ave.....	6 41	6 53	7 23	7 23	7 53	8 25	8 26	8 53
Pelham.....	6 45	6 56	7 28	7 28	7 56	8 28	8 30	8 56
New Rochelle	6 37	aa	6 49	7 00	7 32	7 32	8 00	8 32	8 35	9 00
Larchmont.....	6 42	aa	6 54	7 05	7 35	7 35	gg	8 05	8 37	8 41	9 05
Mamaroneck.....	6 46	aa	6 58	7 09	7 39	7 39	8 09	8 41	8 46	9 12
Harrison.....	6 49	aa	7 01	7 12	7 42	7 42	8 12	8 44	8 50	9 19
Rye.....	6 38	6 52	6 44	7 04	7 15	7 45	7 45	8 15	8 49	8 53	9 24
Port Chester, New York	6 42	6 55	6 43	7 07	7 19	7 49	7 49	8 19	8 53	8 58	9 19
Greenwich, Conn.....	6 47	6 54	7 24	7 54	8 24	8 58	The Commander	8 52	9 27
Cos Cob.....	6 57	7 27	7 57	8 27	9 01	The Commander	9 24
Riverside.....	6 59	7 29	7 59	8 29	9 03	9 29
Old Greenwich.....	7 02	7 32	8 02	8 32	9 06	9 32
Stamford	6 55	7 08	7 35	8 05	7 45	7 57	8 35	9 09	8h47	8 48	8 53	8a58	9 35	9 13
Glenbrook.....	7 13
Noroton Heights.....	7 01	7 17
Darien.....	7 05	7 21
Rowayton.....	7 09	7 25	8 04
Norwalk and South Norwalk	7 13	7 31	9 15
East Norwalk.....	7 16	8 13	8 45	xx	9 03	9 26
Westport and Saugatuck.....	7 19	8 18	9 33
Green's Farms.....	7 24
Southport.....	7 29	9 41
Fairfield.....	7 32	8 26	8 35	9 47
Bridgeport	7 40	8 11	8 25	8 39	9h12	9h12	9 16	9 23	9a55	9 41
Stratford.....
Millford.....	7 52	8 45
New Haven Due	8 04	PM	PM	PM	PM	PM	PM	8 29	8 55	PM	8 57	PM	PM	PM	9 30	9 30	9 35	9 42	10 15	PM	9 59

	Sun & Hol B only	Ex Sat Sun & Hol A	Sat only	Ex Sat	Daily	Ex Sat Sun & Hol A	Sat only	Ex Sat	Daily	Ex Sat Sun & Hol A	Sun only	Daily	Ex Sun	Ex Sun & Hol A	Daily	Daily	Sun only	Ex Sun	Sun only	Daily
New York	◆392	◆250	◆388	124	◆312	◆334	126	◆382	z314	◆254	◆394	◆316	◆390	◆256	56	◆318	2	4	32	◆320
Grand Central .Lv	PM 8 30	PM 8 55	PM 9 00	PM 9 00	PM 9 25	PM 9 55	PM 10 00	PM 10 00	PM 10 25	PM 11 05	PM 11 00	PM 11 25	PM 11 35	PM 11 55	AM 12 10	AM 12 25	AM 12 30	AM 12 45	AM 1 10	AM 1 25
125th St. ☒	9 05	9 10	9 10	9 10	9 35	10 05	10 10	10 10	10 35	11 05	11 10	11 35	11 45	12 05	12 20	12 35	12 35	12 45	1 10	1 35
Penna. Station. Due	LL	LL	LL	LL	LL	LL	LL	LL	LL
Mount Vernon.....	9 21	9 51	10 21	10 51	11 21	11 51	12 21	12 51	1 51
Columbus Ave.....	9 23	9 53	10 23	10 53	11 23	11 53	12 23	12 53	1 53
Pelham.....	9 26	9 56	10 26	10 56	11 26	11 56	12 26	12 56	1 56
New Rochelle	9 30	10 00	10 30	11 00	11 30	12 00	12 30	1 00	2 00
Larchmont.....	9 35	10 05	10 35	11 05	11 35	12 05	12 35	1 05	2 05
Mamaroneck.....	9 39	10 09	10 39	11 09	11 39	12 09	12 39	1 09	2 09
Harrison.....	9 42	10 12	10 42	11 12	11 42	12 12	12 42	1 12	2 12
Rye.....	9 45	10 15	10 45	11 15	11 45	12 15	12 45	1 15	2 15
Port Chester, New York	9 48	10 19	10 48	11 19	11 48	12 19	12 49	1 19	2 19
Greenwich, Conn.....	9 14	10 24	11 24	11 42	12 24	12 18	12 54	bb	1 24	2 19
Cos Cob.....	10 27	11 27	12 27	12 57	1 27	2 24
Riverside.....	10 29	11 29	12 29	12 59	1 29	2 27
Old Greenwich.....	10 32	11 32	12 32	1 02	1 32	2 29
Stamford	9 21	9 48	9 49	10 35	10 50	10 52	11 35	11 50	12 35	12 26	1 05	1 01	1 35	2 32
Glenbrook.....
Noroton Heights.....
Darien.....	9 28	9 55	10 59	11 57	12 33	1 08
Rowayton.....
Norwalk and South Norwalk	9 33	10 00	9 59	11 00	11 04	12 02	12 38	1 14	1r41	2 07
East Norwalk.....
Westport and Saugatuck.....	9 39	10 05	11 09	12 07	12 43	1 20
Green's Farms.....
Southport.....	9 45	10 12
Fairfield.....	10 16	11 18
Bridgeport	9 55	10 24	10 22	11 22	11 26	12 20	12 52	1m34	2r11	2 28
Stratford.....
Millford.....	10 05	10 35
New Haven Due	10 15	PM	10 45	10 41	11 43													

	Sun only	Ex Sat Sun & Hol A	Daily	Daily	Ex Sun	Ex Sun & Hol A	Ex Sat Sun & Hol A	Ex Sun	Sun only	Daily	Ex Sun	Ex Sun & Hol A	Ex Sun	Ex Sun	Daily	Sun only	Ex Sun	Sun only	Ex Sun	Ex Sun & Hol A	Daily	Daily
New Haven, Conn.Lv	375	◆351	◆275	◆153	371	◆227	◆373	◆69	◆65	279	◆381	◆229	5	141	◆301	7	71	91	◆9	◆231	283	75
Milford.....	7 40	AM	AM	AM	AM	AM	AM	AM	AM	AM	AM	AM	AM	AM	AM	AM	AM	AM	AM	AM	AM	AM
Stratford.....	7 55	AM	AM	AM	AM	AM	AM	AM	AM	AM	AM	AM	AM	AM	AM	AM	AM	AM	AM	AM	AM	AM
Bridgeport.	8 08	AM	AM	AM	AM	AM	AM	AM	AM	AM	AM	AM	AM	AM	AM	AM	AM	AM	AM	AM	AM	AM
Fairfield.....	8 18	AM	AM	AM	AM	AM	AM	AM	AM	AM	AM	AM	AM	AM	AM	AM	AM	AM	AM	AM	AM	AM
Southport.....	8 22	AM	AM	AM	AM	AM	AM	AM	AM	AM	AM	AM	AM	AM	AM	AM	AM	AM	AM	AM	AM	AM
Green's Farms.....	8 30	AM	AM	AM	AM	AM	AM	AM	AM	AM	AM	AM	AM	AM	AM	AM	AM	AM	AM	AM	AM	AM
Westport and Saugatuck.....	8 30	AM	AM	AM	AM	AM	AM	AM	AM	AM	AM	AM	AM	AM	AM	AM	AM	AM	AM	AM	AM	AM
East Norwalk.....	8 35	AM	AM	AM	AM	AM	AM	AM	AM	AM	AM	AM	AM	AM	AM	AM	AM	AM	AM	AM	AM	AM
Norwalk and South Norwalk.	8 35	AM	AM	AM	AM	AM	AM	AM	AM	AM	AM	AM	AM	AM	AM	AM	AM	AM	AM	AM	AM	AM
Rowayton.....	8 40	AM	AM	AM	AM	AM	AM	AM	AM	AM	AM	AM	AM	AM	AM	AM	AM	AM	AM	AM	AM	AM
Darien.....	8 40	AM	AM	AM	AM	AM	AM	AM	AM	AM	AM	AM	AM	AM	AM	AM	AM	AM	AM	AM	AM	AM
Noroton Heights.....	8 40	AM	AM	AM	AM	AM	AM	AM	AM	AM	AM	AM	AM	AM	AM	AM	AM	AM	AM	AM	AM	AM
Glenbrook.....	8 40	AM	AM	AM	AM	AM	AM	AM	AM	AM	AM	AM	AM	AM	AM	AM	AM	AM	AM	AM	AM	AM
Stamford.	8 47	AM	AM	AM	AM	AM	AM	AM	AM	AM	AM	AM	AM	AM	AM	AM	AM	AM	AM	AM	AM	AM
Old Greenwich.....	8 47	AM	AM	AM	AM	AM	AM	AM	AM	AM	AM	AM	AM	AM	AM	AM	AM	AM	AM	AM	AM	AM
Riverside.....	8 47	AM	AM	AM	AM	AM	AM	AM	AM	AM	AM	AM	AM	AM	AM	AM	AM	AM	AM	AM	AM	AM
Cos Cob.....	8 47	AM	AM	AM	AM	AM	AM	AM	AM	AM	AM	AM	AM	AM	AM	AM	AM	AM	AM	AM	AM	AM
Greenwich, Conn.....	8 51	AM	AM	AM	AM	AM	AM	AM	AM	AM	AM	AM	AM	AM	AM	AM	AM	AM	AM	AM	AM	AM
Port Chester, New York.....	8 56	AM	AM	AM	AM	AM	AM	AM	AM	AM	AM	AM	AM	AM	AM	AM	AM	AM	AM	AM	AM	AM
Rye.....	9 00	AM	AM	AM	AM	AM	AM	AM	AM	AM	AM	AM	AM	AM	AM	AM	AM	AM	AM	AM	AM	AM
Harrison.....	9 01	AM	AM	AM	AM	AM	AM	AM	AM	AM	AM	AM	AM	AM	AM	AM	AM	AM	AM	AM	AM	AM
Mamaroneck.....	9 01	AM	AM	AM	AM	AM	AM	AM	AM	AM	AM	AM	AM	AM	AM	AM	AM	AM	AM	AM	AM	AM
Larchmont.....	9 01	AM	AM	AM	AM	AM	AM	AM	AM	AM	AM	AM	AM	AM	AM	AM	AM	AM	AM	AM	AM	AM
New Rochelle.	9 10	AM	AM	AM	AM	AM	AM	AM	AM	AM	AM	AM	AM	AM	AM	AM	AM	AM	AM	AM	AM	AM
Pelham.....	9 08	AM	AM	AM	AM	AM	AM	AM	AM	AM	AM	AM	AM	AM	AM	AM	AM	AM	AM	AM	AM	AM
Columbus Ave.....	9 10	AM	AM	AM	AM	AM	AM	AM	AM	AM	AM	AM	AM	AM	AM	AM	AM	AM	AM	AM	AM	AM
Mount Vernon.....	9 14	AM	AM	AM	AM	AM	AM	AM	AM	AM	AM	AM	AM	AM	AM	AM	AM	AM	AM	AM	AM	AM
Penna. Sta. Due	LL	LL	LL	LL	LL	LL	LL	LL	LL	LL	LL	LL	LL	LL	LL	LL	LL	LL	LL	LL	LL	LL
New York	9 24	AM	AM	AM	AM	AM	AM	AM	AM	AM	AM	AM	AM	AM	AM	AM	AM	AM	AM	AM	AM	AM
125th St. ☒ Due	9 27	AM	AM	AM	AM	AM	AM	AM	AM	AM	AM	AM	AM	AM	AM	AM	AM	AM	AM	AM	AM	AM
G. C. T. Due	9 35	AM	AM	AM	AM	AM	AM	AM	AM	AM	AM	AM	AM	AM	AM	AM	AM	AM	AM	AM	AM	AM

	Ex Sun & Hol A	Daily	Daily	Daily	Ex Sun & Hol A	Daily	Ex Sat Sun & Hol A	Daily	Ex Sat Sun & Hol A	Daily	Sun only	Ex Sat Sun & Hol A	Ex Sun	Daily	Daily	Ex Sat Sun & Hol A	Daily	Daily	Daily	Ex Sun & Hol A	Daily	Daily
New Haven, Conn.Lv	◆287	175	◆395	◆305	◆235	11	◆397	◆289	◆237	◆177	81	◆291	77	◆307	13	◆293	23	◆399	◆303	◆295	53	143
Milford.....	11 42	AM	AM	AM	AM	AM	AM	AM	AM	AM	AM	AM	AM	AM	AM	AM	AM	AM	AM	AM	AM	AM
Stratford.....	11 53	AM	AM	AM	AM	AM	AM	AM	AM	AM	AM	AM	AM	AM	AM	AM	AM	AM	AM	AM	AM	AM
Bridgeport.	12 03	AM	AM	AM	AM	AM	AM	AM	AM	AM	AM	AM	AM	AM	AM	AM	AM	AM	AM	AM	AM	AM
Fairfield.....	12 15	AM	AM	AM	AM	AM	AM	AM	AM	AM	AM	AM	AM	AM	AM	AM	AM	AM	AM	AM	AM	AM
Southport.....	12 23	AM	AM	AM	AM	AM	AM	AM	AM	AM	AM	AM	AM	AM	AM	AM	AM	AM	AM	AM	AM	AM
Green's Farms.....	12 32	AM	AM	AM	AM	AM	AM	AM	AM	AM	AM	AM	AM	AM	AM	AM	AM	AM	AM	AM	AM	AM
Westport and Saugatuck.....	12 32	AM	AM	AM	AM	AM	AM	AM	AM	AM	AM	AM	AM	AM	AM	AM	AM	AM	AM	AM	AM	AM
East Norwalk.....	12 38	AM	AM	AM	AM	AM	AM	AM	AM	AM	AM	AM	AM	AM	AM	AM	AM	AM	AM	AM	AM	AM
Norwalk and South Norwalk.	12 38	AM	AM	AM	AM	AM	AM	AM	AM	AM	AM	AM	AM	AM	AM	AM	AM	AM	AM	AM	AM	AM
Rowayton.....	12 43	AM	AM	AM	AM	AM	AM	AM	AM	AM	AM	AM	AM	AM	AM	AM	AM	AM	AM	AM	AM	AM
Darien.....	12 43	AM	AM	AM	AM	AM	AM	AM	AM	AM	AM	AM	AM	AM	AM	AM	AM	AM	AM	AM	AM	AM
Noroton Heights.....	12 43	AM	AM	AM	AM	AM	AM	AM	AM	AM	AM	AM	AM	AM	AM	AM	AM	AM	AM	AM	AM	AM
Glenbrook.....	12 43	AM	AM	AM	AM	AM	AM	AM	AM	AM	AM	AM	AM	AM	AM	AM	AM	AM	AM	AM	AM	AM
Stamford.	12 29	AM	AM	AM	AM	AM	AM	AM	AM	AM	AM	AM	AM	AM	AM	AM	AM	AM	AM	AM	AM	AM
Old Greenwich.....	12 40	AM	AM	AM	AM	AM	AM	AM	AM	AM	AM	AM	AM	AM	AM	AM	AM	AM	AM	AM	AM	AM
Riverside.....	12 43	AM	AM	AM	AM	AM	AM	AM	AM	AM	AM	AM	AM	AM	AM	AM	AM	AM	AM	AM	AM	AM
Cos Cob.....	12 46	AM	AM	AM	AM	AM	AM	AM	AM	AM	AM	AM	AM	AM	AM	AM	AM	AM	AM	AM	AM	AM
Greenwich, Conn.....	12 48	AM	AM	AM	AM	AM	AM	AM	AM	AM	AM	AM	AM	AM	AM	AM	AM	AM	AM	AM	AM	AM
Port Chester, New York.....	12 52	AM	AM	AM	AM	AM	AM	AM	AM	AM	AM	AM	AM	AM	AM	AM	AM	AM	AM	AM	AM	AM
Rye.....	12 57	AM	AM	AM	AM	AM	AM	AM	AM	AM	AM	AM	AM	AM	AM	AM	AM	AM	AM	AM	AM	AM
Harrison.....	1 00	AM	AM	AM	AM	AM	AM	AM	AM	AM	AM	AM	AM	AM	AM	AM	AM	AM	AM	AM	AM	AM
Mamaroneck.....	1 03	AM	AM	AM	AM	AM	AM	AM	AM	AM	AM	AM	AM	AM	AM	AM	AM	AM	AM	AM	AM	AM
Larchmont.....	1 07	AM	AM	AM	AM	AM	AM	AM	AM	AM	AM	AM	AM	AM	AM	AM	AM	AM	AM	AM	AM	AM
New Rochelle.	1 11	AM	AM	AM	AM	AM	AM	AM	AM	AM	AM	AM	AM	AM	AM	AM	AM	AM	AM	AM	AM	AM
Pelham.....	1 15	AM	AM	AM	AM	AM	AM	AM	AM	AM	AM	AM	AM	AM	AM	AM	AM	AM	AM	AM	AM	AM
Columbus Ave.....	1 18	AM	AM	AM	AM	AM	AM	AM	AM	AM	AM	AM	AM	AM	AM	AM	AM	AM	AM	AM	AM	AM
Mount Vernon.....	1 20	AM	AM	AM	AM	AM	AM	AM	AM	AM	AM	AM	AM	AM	AM	AM	AM	AM	AM	AM	AM	AM
Penna. Sta. Due	1 24	AM	AM	AM	AM	AM	AM	AM	AM	AM	AM	AM	AM	AM	AM	AM	AM	AM	AM	AM	AM	AM
New York	1 15	AM	AM	AM	AM	AM	AM	AM	AM	AM	AM	AM	AM	AM	AM	AM	AM	AM	AM	AM	AM	AM
125th St. ☒ Due	1 24	AM	AM	AM	AM	AM	AM	AM	AM	AM	AM	AM	AM	AM	AM	AM	AM	AM	AM	AM	AM	AM
G. C. T. Due	1 35	AM	AM	AM	AM	AM	AM	AM	AM	AM	AM	AM	AM	AM	AM	AM	AM	AM	AM	AM	AM	AM

LL—Trains so referenced arrive at the lower level in Grand Central Terminal.
☒ Inbound trains stop at 125th Street Station, New York only to leave passengers.

◆ No checked baggage service on this train.
Holidays A—Nov. 22, Dec. 25, Jan. 1 and Feb. 22.
Holidays B—Nov. 22 and Jan. 1.

z Will carry baggage only on Sundays.

New Haven--Bridgeport--Stamford--New York--Concluded

	Daily Ex Hol A	Ex Sun	Daily	Sun only	Ex & Sat Sun	Daily	Daily	Daily	Ex Sun	Daily	Ex Sat Sun & Hol A	Daily	Ex Sat Sun & Hol A	Sun & Hol B only	Daily	Daily	Daily	Daily	Sun & Hol B only Note 1	Ex Sat Sun & Hol A	Sun & Hol B only
New Haven, Conn.Lv	277	379	15	148	297	79	85	309	157	171	233	y83	245	93	357	25	27	359	57	247	385
Milford.....	PM	PM	PM	PM	PM	PM	PM	PM	PM	PM	PM	PM	PM	PM	PM	PM	PM	PM	PM	PM	PM
Stratford.....	5 10	4 40	5 03		5 13	5 34			5 55			6 05		6 16					6 02		8 15
Bridgeport	5 40	5 22			5 33				6 04	6 14		6 36		7 20		7 31			8 22		8 35
Fairfield.....	5 56											6 45									8 44
Southport.....	6 02											ee									8 48
Green's Farms.....	6 08																				
Westport and Saugatuck.....	6 19											6 55									8 55
East Norwalk.....																					
Norwalk and South Norwalk	6 35		5 35		5 49							7 02				7 50					9 01
Rowayton.....	6 41																				
Darien.....	6 47		5 40									7 07									9 06
Noroton Heights.....	6 54																				
Glenbrook.....																					
Stamford	5 10	6 59		5 47	5 35	5 59		6 10				7 15			7 30	8 00					9 13
Old Greenwich.....	5 13				5 38			6 13							7 33						
Riverside.....	5 16				5 41			6 16							7 36						
Cos Cob.....	5 18				5 43			6 18							7 38						
Greenwich, Conn.....	5 22				5 47			6 22							7 42						
Port Chester, New York.....	5 27				5 52			6 27							7 47						
Rye.....	5 30				5 55			6 30							7 50						
Harrison.....	5 33				5 58			6 33				6 47	7 28	7 17	7 47						
Mamaroneck.....	5 37				6 02			6 37				7 01		7 23	7 53						
Larchmont.....	5 41				6 06			6 41				7 05		7 27	7 57						
New Rochelle	5 45				6 10			6 45				7 08		7 35	8 06						
Pelham.....	5 48				6 13			6 48				7 08		7 38	8 10						
Columbus Ave.....	5 50				6 15			6 50				7 10		7 40	8 12						
Mount Vernon.....	5 54				6 19			6 54				7 14		7 44	8 17						
New York	6 09	6 19	6 22	6 34	6 37	6 45	7 09	7 29	7 55	7 59	8 17	8 32	8 35	8 43	8 45	9 00	9 09	9 19	9 29	9 56	
Penna. Sta. Due	LL	LL	LL	LL	LL	LL	LL	LL	LL	LL	LL	LL	LL	LL	LL	LL	LL	LL	LL	LL	
125th St. Due	6 20	6 30	6 33	6 45	6 48	6 55	7 20	7 40	8 05	8 10	8 23	8 43	8 45	9 00	9 20	9 30	9 40	10 07			
G. C. T. Due	PM	PM	PM	PM	PM	PM	PM	PM	PM	PM	PM	PM	PM	PM	PM	PM	PM	PM	PM	PM	

Will not run on Sundays, Dec. 23 and 30.

MERCHANTS LIMITED

The Gilt Edge

	Ex Sat Sun & Hol A	Daily	Tues Dec 25 only	Daily	Sun & Hol B only	Daily	Ex Sat Sun & Hol A	Sun & Hol B only	Sun & Hol C only	Daily	Sun & Dec 25 only	Sun only	Ex Sun	Ex Sun	Ni'hts of Sat Sun & Hol A	Ex Ni'hts of Sat Sun & Hol A	Daily	Mon only
New Haven, Conn.Lv	249	59	299	89	189	251	155	43	y313	45	49	319	97	321	317	389	179	
Milford.....	PM	PM	PM	PM	PM	PM	PM	PM	PM	PM	PM	PM	PM	PM	AM	AM	AM	AM
Stratford.....	8 36	8 47		9 16	9 25			10 04		10 49	11 10	11 20	11 05	11 05	12 43	12 47		
Bridgeport	9 01	9 05		9 36	9 45		9 56	10 23		11 08	11 29		11 30		1 01	1b20		
Fairfield.....																		
Southport.....																		
Green's Farms.....																		
Westport and Saugatuck.....																		
East Norwalk.....																		
Norwalk and South Norwalk	9 18			9 53			10 15			11 46		11 50						
Rowayton.....																		
Darien.....																		
Noroton Heights.....																		
Glenbrook.....																		
Stamford	9 29	9 31	9 35	10 03	10 12		10 26	10 49	10 30	11 34	11 56	11 30	12 00	12 10	12 10	12 10	1 25	2b05
Old Greenwich.....			9 38						10 33					12 13	12 13	12 13		
Riverside.....			9 41						10 36					12 16	12 16	12 16		
Cos Cob.....			9 43						10 39					12 18	12 18	12 18		
Greenwich, Conn.....			9 47						10 43					12 23	12 30	12 30		
Port Chester, New York.....	9 17		9 52						10 47					12 28	12 35	12 35		
Rye.....	9 20		9 55						10 50					12 31	12 38	12 38		
Harrison.....	9 23		9 58						10 53					12 34	12 41	12 41		
Mamaroneck.....	9 27		10 02						10 58					12 39	12 45	12 45		
Larchmont.....	9 31		10 06						11 01					12 42	12 49	12 49		
New Rochelle	9 35		10 10						11 05					12 46	1 00	1 00		
Pelham.....	9 38		10 13						11 08					12 49	1 04	1 04		
Columbus Ave.....	9 40		10 15						11 10					12 52	1 10	1 10		
Mount Vernon.....	9 44		10 19						11 14					12 56	1 06	1 06		
New York	10 10	10 03	10 07	10 34	10 38		10 59	11 05	11 25	11 29	12 10	12 30	12 31	12 34	1 11	1 25	2 00	
Penna. Sta. Due	LL	LL	LL	LL	LL	LL	LL	LL	LL	LL	LL	LL	LL	LL	LL	LL	LL	LL
125th St. Due	10 10	10 13	10 15	10 45	10 48		11 10	11 15	11 35	11 40	12 20	12 40	12 42	12 45	1 22	1 35	2 10	
G. C. T. Due	PM	PM	PM	PM	PM	PM	PM	PM	PM	PM	PM	PM	PM	PM	PM	PM	PM	PM

LL—Trains so referenced arrive at the lower level in Grand Central Terminal.
 ☒ Inbound trains stop at 125th St. Sta., New York, only to leave passengers.
 ♦ No checked baggage service on this train.
 Holidays A—Nov. 22, Dec. 25, Jan. 1 and Feb. 22.
 Holidays B—Nov. 22, Dec. 25 and Jan. 1.
 Holidays C—Dec. 25 and Jan. 1.
 Note 1—Will not run on Sundays, Dec. 23 and 30.
 a Due Milford 4.51 PM; Bridgeport 5.14 PM; Norwalk-So. Norwalk 6.24 PM.
 b Due Bridgeport 1.05 AM; Stamford 1.50 AM.
 y No baggage service on Sundays.
 ee Stops only on Sundays at Southport 6.49 PM.
 ff Stops only on Holidays A at Milford 11.17 PM.

New Canaan Branch

5

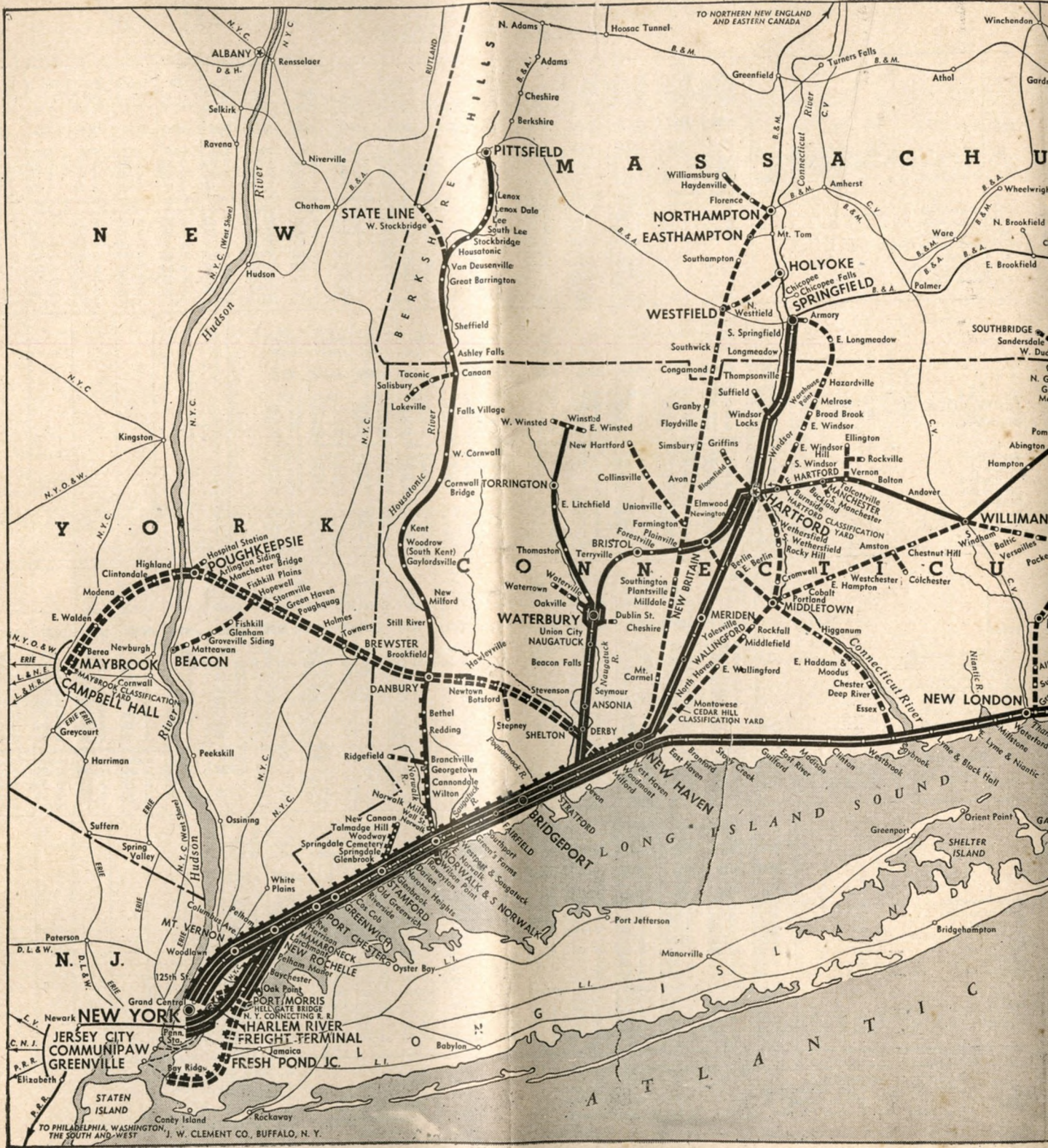
Miles	Ex Sun & Hol A	Sat Sun & Hol A only	Ex Sat Sun & Hol B	Sat & Hol C only	Ex Sat	Ex Sun & Hol A	Daily	Ex Sun & Hol A	Ex Sat	Sat only	Ex Sun & Hol A	Ex Sun & Hol A	Ex Sun & Hol A	Ex Sun & Hol A	Ex Sun & Hol A	Sun & Hol A only	Ex Sat Sun & Hol A	Sat & Hol C only	Ex Sat Sun & Hol B
	xN4	N10	xN12	xN14	N16	N22	N26	N28	◆N30	◆N30	◆N32	N34	xN36	N38	xN40	◆332	◆332		
0.0	AM	AM	AM	AM	AM	AM	AM	AM	PM	PM	PM	PM	PM	PM	PM	PM	PM	PM	PM
33.1	4g45	6 00	7 00	7 00	8 00	8 40	10 30	11 35	12 20	12 50	1 50	2 30	3 30	4 10	4 30	5 05	5 08	5 08	5 08
	4g55	6 10	7 10	7 10	8 10	8 49	10 40	11 44	12 30	1 00	2 00	2 40	3 40	4 20	4 40	5 15	5 18	5 18	5 18
	5g49	7 05	7 47	7 47	8 47	9 27	11 16	12 20	1 35	1 38	2 38	3 19	4 21	4 56	5 18	5 52	5 59	5 59	5 59
	change	change	change	change	change	change	change	change	change	change	change	change	change	change	change	change	change	change	change
33.1	6 05	7 08	7 50	7 55	8 50	9 33	11 20	12 29	1 41	1 41	2 41	3 23	4 25	5 00	5 21	5 59	5 59	5 59	5 59
35.3	6 10	7 12	7 54	7 59	8 54	9 37	11 24	12 33	1 45	1 45	2 45	3 27	4 29	5 04	5 25	6 04	6 04	6 04	6 04
36.7	6 13	7 14	7 56	8 01	8 56	9 39	11 26	12 35	1 47	1 47	2 47	3 29	4 31	5 06	5 27	6 06	6 06	6 06	6 06
37.0					8:57	9:40	11:27	12:36	1:48	1:48	2:48	3:30	4:32	5:07	5:28	6:07	6:07	6:07	6:07
37.8		7:17	7:59	8:04	8:59	9:42	11:29	12:38	1:50	1:50	2:50	3:32	4:34	5:09	5:30	6:09	6:09	6:09	6:09
37.8		7:20	8:02	8:07	9:02	9:45	11:32	12:41	1:53	1:53	2:53	3:35	4:37	5:12	5:33	6:13	6:13	6:13	6:13
38.8	6:19	7:24	8:06	8:11	9:06	9:49	11:36	12:45	1:57	1:57	2:57	3:39	4:41	5:16	5:37	6:18	6:18	6:18	6:18
41.0	AM	AM	AM	AM	AM	AM	AM	AM	PM	PM	PM	PM	PM	PM	PM	PM	PM	PM	PM

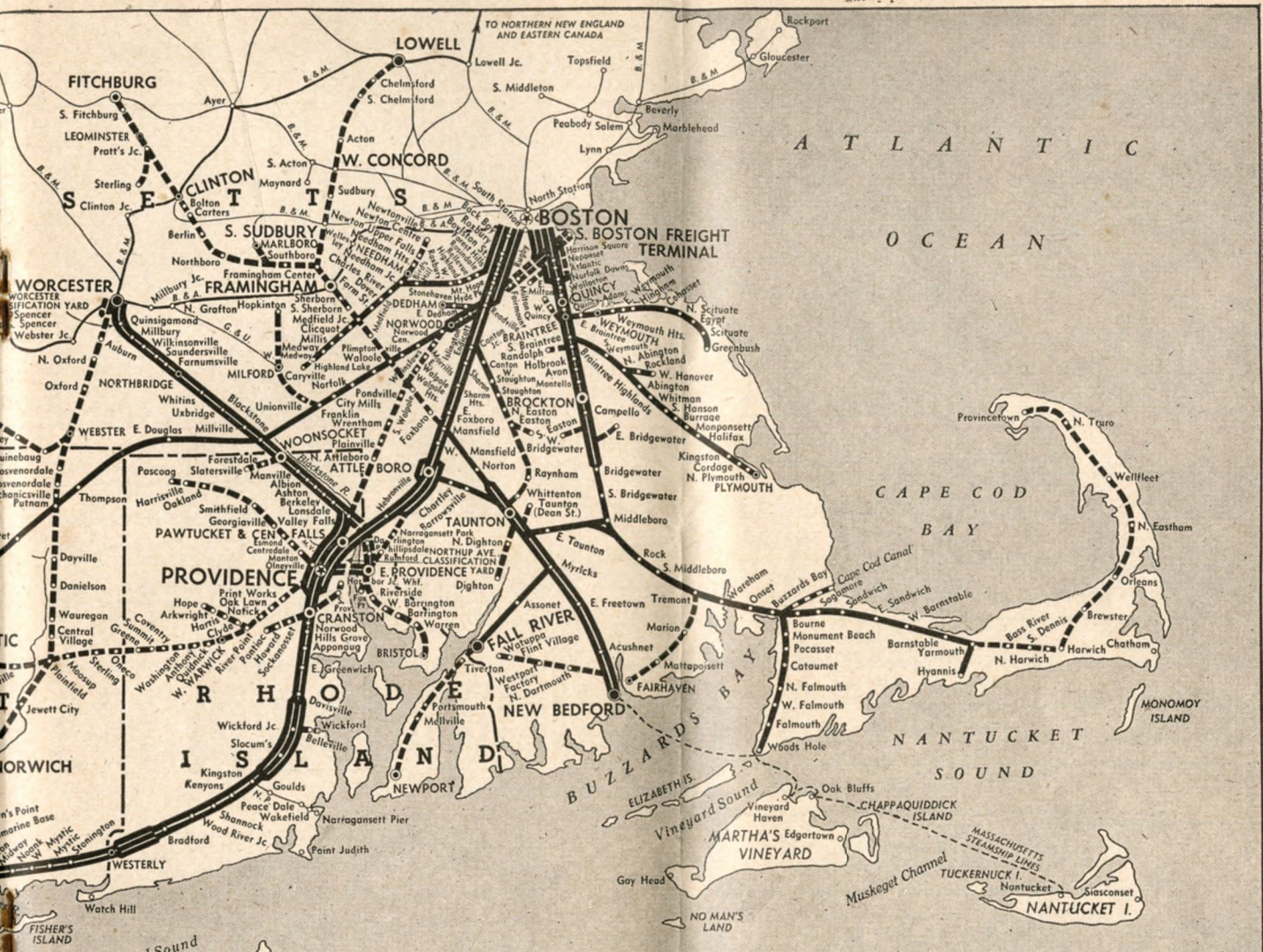
	Hol A only	Ex Sat Sun & Hol B	Sun only	Ex Sat Sun & Hol A	Sat only	Ex Sun	Sun only	Ex Sat Sun & Hol A	Ex Sun	Ex Sat	Sun Night only	Ex Sun Night							
	◆N42	◆N42	N44	xN44	xN46	N48	◆N50	◆N50	◆N52	◆N54	◆N56	xN2							
New York	PM	PM	PM	PM	PM	PM	PM	PM	PM	PM	PM	PM							
Grand Central	5 31	5 34	6 00	6 02	6 02	7 02	8 05	8 09	9 00	10 00	11 00	11 35							
125th Street	5 41	5 44	6 10	6 12	6 12	7 12	8 15	8 10	9 10	10 10	11 10	11 45							
Stamford	6 19	6 24	6 46	6 50	6 55	7 57	8 53	8 58	9 49	10 52	11 50	12 26							
	change	change	change	change	change	change	change	change	change	change	change	change							
Stamford	6 28	6 28	6 54	6 54	6 59	8 01	9 02	9 02	9 52	10 55	11 56	12 30							
Glenbrook	6 32	6 32	6 58	6 58	7 03	8 05	9 06	9 06	9 56	10 59	12 00	12 34							
Springdale	6 34	6 34	7 00	7 00	7 05	8 07	9 08	9 08	9 58	11 01	12 02	12 36							
Springdale Cemetery	6:35	6:35	7:01	7:01	7:06				9:59										
Woodway	6 37	6 37	7 03	7 03	7 08	8:10	9:11	9:11	10:01	11:04	12:05	12:39							
Talmadge Hill	6 40	6 40	7 06	7 06	7 11	8:13	9:14	9:14	10:04	11:07	12:08	12:42							
New Canaan	6 44	6 44	7 10	7 10	7 15	8:17	9:18	9:18	10 08	11 11	12 12	12 46							
	PM	PM	PM	PM	PM	PM	PM	PM	PM	PM	AM	AM							

Miles	Ex Sat Sun & Hol A	Sat only	Sat & Hol B only	Ex Sat Sun & Hol B	Ex Sat Sun & Hol B	Sun only	Ex Sat Sun & Hol A	Sat only	Ex Sat Sun & Hol A	Ex Sun	Sun only	Daily	Sat only	Ex Sat Sun & Hol A	Sun only	Ex Sun	Ex Sat Sun & Hol A
	N7	xN7	◆331	◆331	◆333	N11	xN11	N13	xN15	N19	N19	xN21	xN23	xN25	N27	N27	xN29
0.0	AM	AM	AM	AM	AM	AM	AM	AM	AM	AM	AM	PM	PM	PM	PM	PM	PM
2.2	6 46	6 46	7 33	7 33	8 09	8 26	8 26	8 53	9 12	10 51	10 51	12 08	1 10	1 20	2 18	2 18	3 01
3.2	6:50	6:50	7:37	7:37	8:13	8:30	8:30	8:57	9:16	10:55	10:55	12:12	1:14	1:24	2:22	2:22	3:05
4.0	6:52	6:52	7:39	7:39	8:15	8:32	8:32	8:59	9:18	10:57	10:57	12:14	1:16	1:26	2:24	2:24	3:07
4.3	6:54	6:54				8:34	8:34	9:01	9:20	10:59	10:59	12:16	1:18	1:28	2:26	2:26	3:09
5.7	6:55	6:55	7:42	7:42	8:18	8:35	8:35	9:02	9:21	11:00	11:00	12:17	1:19	1:29	2:27	2:27	3:10
7.9	6:58	6:58	7:45	7:45	8:21	8:38	8:38	9:05	9:24	11:03	11:03	12:20	1:22	1:32	2:30	2:30	3:13
	7 02	7 02	7 50	7 50	8 25	8 42	8 42	9 09	9 28	11 07	11 07	12 24	1 26	1 36	2 34	2 34	3 17
	change	change	change	change	change	change	change	change	change	change	change	change	change	change	change	change	change
7.9	7 05	7 03	7 53	7 56	8 25	8 47	8 43	9 13	9 32	11 11	11 14	12P29	1 30	1 49	2 39	2 39	3 30
41.0	7 44	8 05	8 31	8 37	9 00	9 24	9 27	10 54	10 09	11 46	11 49		2 37	2 24	3 15	3 32	4 29
	7 55	8 16	8 42	8 48	9 12	9 35	9 38	10 04	10 20	11 57	12 00	IP15	2 48	2 35	3 25	3 43	4 40
	AM	AM	AM	AM	AM	AM	AM	AM	AM	AM	Noon	PM	PM	PM	PM	PM	PM


	Daily	Ex Sat Sun & Hol A	Daily	Sat & Hol C only	Daily	Ex Sat Sun & Hol A	Sat & Hol A only	Ex Sat Sun & Hol A	Sun only	Ex Sun & Hol D	Hol D only	Sun only	Ex Sat & Sun					
	xN31	N33	xN37	N39	N45	◆N47	N49	◆N51	xN53	◆N55	◆	◆N57	◆N57					
New Canaan	PM	PM	PM	PM	PM	PM	PM	PM	PM	PM	PM	PM	PM					
Talmadge Hill	3 59	4 59	5 41	6 34	7 38	8 41	9 09	9 30	9 44	10 12	10 30	11 31	11 31					
Woodway	4:03	5:03	5:45	6:38	7:42	8:45	9:13	9:34	9:48	10:16	10:34	11:35	11:35					
Springdale Cemetery	4:05	5:05	5:47	6:40	7:44	8:47	9:15	9:36	9:50	10:18	10:36	11:37	11:37					
Springdale	4:07	5:07	5:49	6:42														
Springdale	4 08	5 08	5 50	6 43	7 47	8 50	9 18	9 39	9 53	10 21	10 39	11 40	11 40					
Glenbrook	4 11	5 11	5 53	6 46	7 50	8 53	9 21	9 42	9 56	10 24	10 42	11 43	11 43					
Stamford	4 15	5 15	5 57	6 50	7 54	8 57	9 25	9 46	10 00	10 28	10 46	11 47	11 47					
	change	change	change	change	change	change	change	change	change	change	change	change	change					
Stamford	4 20	5 29	5 59	7 15	8 00	9 29	9 29	10P12	10 03	10 30	10 49	11 56	12 00					
125th Street	4 54	6 05	6 37	7 55	8 35	10 02	10 02		10 38	11 29	11 25	12 30	12 34					
Grand Central	5 05	6 15	6 48	8 05	8 45	10 13	10 13	11P00	10 48	11 40	11 35	12 40	12 45					
	PM	PM	PM	PM	PM	PM	PM	PM	PM	PM	AM	AM	AM					

☒ Stops of outbound trains at 125th St. are only to take passengers; inbound trains only to leave passengers.
 ◆ No checked baggage service on this train.
 Holidays A—Nov. 22, Dec. 25, Jan. 1 and Feb. 22.
 Holidays B—Oct. 12, Nov. 6, Nov. 12 and Nov. 22, Dec. 25, Jan. 1, Feb. 12 and Feb. 22.
 Holidays C—Oct. 12, Nov. 6, Nov. 12 and Feb. 12.
 Holidays D—Dec. 25 and Jan. 1.
 † Stops only on signal or on notice to conductor.
 g No connection from New York on Saturdays.
 N New Canaan branch train number.
 P This train operates to Penn. Sta., New York.
 x No checked baggage service between Stamford and New York.





The New York
New Haven
and Hartford
RAILROAD



-  PASSENGER AND FREIGHT SERVICE*
-  FREIGHT SERVICE ONLY
-  NUMBER OF LINES INDICATE NUMBER OF MAIN TRACKS
-  ELECTRIFIED LINES
-  OTHER RAILROADS OVER WHICH THROUGH PASSENGER TRAINS ARE OPERATED
-  CONNECTING STEAMER SERVICE OR NEW HAVEN R.R. FREIGHT CAR-FLOAT SERVICE

*NO FREIGHT SERVICE WOODLAWN — GRAND CENTRAL OR HELL GATE — PENN. SIA.

6

Connecting Bus Services

PROVIDENCE—WORCESTER—FITCHBURG

Bus service on the public highways by the New England Transportation Co. Railroad tickets not accepted.

Miles	Ex Sun	Ex Sun & Hol A	Daily	Sat Sun & Hol A	Daily	Sat Sun & Hol A	Daily	Sat Sun & Hol A	Daily	Sat Sun & Hol A	Daily	Sun only	Sun & Hol A only	Sat only	Sun & Hol A only	Ex Sun & Hol A	Sun & Hol A only	Sun & Hol A only	Sun & Hol A only	Daily
0.0 Providence (Bus Terminal).....Lv	AM	AM	AM	AM	AM	PM	PM	PM	PM	PM	PM	PM	PM	PM	PM	PM	PM	PM	PM	PM
16.8 Blackstone, Mass. (Pharmacy).....	7 25	8 30	9 25	10 30	11 25	12 30	1 25	2 30	3 25	4 25	5 25	5 30	6 30	7 25	8 25	9 25	10 25	11 25	12 30	10a30
43.7 Worcester, Mass. (R. R. Station).....Lv	8 05	bb	10 05	12 05	bb	2 05	bb	3 05	4 05	5 05	6 05	bb	bb	8 05	9 05	10 05	11 05	12 10	bb	11a10
65.1 Leominster, Mass. (Frank's).....Due	9 30	10 30	11 30	12 30	1 30	2 30	3 30	4 30	5 30	6 30	7 30	8 30	8c30	9 15	9 30	10 10	10 30	11 30	11 30	12a15
70.1 Fitchburg, Mass. (253 Main St.)...Due	10 17	11 17	12 17	1 17	2 17	3 17	4 17	5 17	6 17	7 17	8 17	9 17	10 17	10 17	11 17	12 17	12 17	12 17	12 17
	AM	AM	AM	AM	PM	PM	PM	PM	PM	PM	PM	PM	PM	PM	PM	PM	PM	PM	PM	AM

PROVIDENCE—WARREN AND BRISTOL

Bus service on the public highways by the New England Transportation Co. Railroad tickets not accepted.

Miles	Ex Sun	Ex Sun & Hol B	Daily	Ex Sun & Hol B	Daily	Ex Sun	Daily	Ex Sun	Then Daily Every Hour Until	Daily	Sat Sun & Hol B	Daily	Sat Sun & Hol B	Daily	Daily	Daily	Daily	Daily	Daily	Daily
0.0 Providence (Bus Terminal).....Lv	AM	AM	AM	AM	AM	AM	AM	AM	AM	AM	AM	AM	AM	AM	AM	AM	AM	AM	AM	AM
11.1 Barrington (R. R. Station).....	5 20	6 35	6 50	7 50	8 50	9 20	9 50	10 20	Half	7 20	7 50	8 20	8 50	9 20	9 50	10 20	10 50	11 30	12 15	12 15
12.9 Warren (Joyce Street).....	5 53	7 08	7 23	7 53	8 23	8 53	9 23	9 53	Hour	7 53	8 23	8 53	9 23	9 53	10 23	10 53	11 23	12 03	12 48	12 48
18.2 Bristol, R. I. (Wood-Woodlawn) ...Due	5 59	7 14	7 29	7 59	8 29	8 59	9 29	9 59	Until	7 59	8 29	8 59	9 29	9 59	10 29	10 59	11 29	12 09	12 54	12 54
	AM	AM	AM	AM	AM	AM	AM	AM	AM	AM	AM	AM	AM	AM	AM	AM	AM	AM	AM	AM

OLD SAYBROOK—HADDAM—MIDDLETOWN

Bus service on the public highways by the New Haven & Shore Line Railway Co. Railroad tickets not accepted.

Miles	Ex Sun	Ex Sun & Hol C	Daily	Ex Sun & Hol C	Daily	Ex Sun	Daily	Ex Sun	Then Daily Every Hour Until	Daily	Sat Sun & Hol C	Daily	Sat Sun & Hol C	Daily	Daily	Daily	Daily	Daily	Daily	Daily
0.0 Old Saybrook (Sta.)...Lv	AM	AM	AM	AM	AM	AM	AM	AM	AM	AM	AM	AM	AM	AM	AM	AM	AM	AM	AM	AM
Essex, Conn.Due	9 32	10 32	12 32	2 32	3 32	4 32	5 32	6 32	Half	7 55	8 58	9 58	10 58	11 58	12 58	2 58	3 58	4 58	5 58	6 58
Centerbrook.....	9 45	10 45	12 45	2 45	3 45	4 45	5 45	6 45	Hour	8 14	9 17	10 17	11 17	12 17	12 17	3 17	4 17	5 17	6 17	7 17
Ivoryton.....	9 51	10 51	12 51	2 51	3 51	4 51	5 51	6 51	Until	8 22	9 25	10 25	11 25	12 25	2 25	3 25	4 25	5 25	6 25	7 25
Deep River.....	9 54	10 54	12 54	2 54	3 54	4 54	5 54	6 54	Hour	8 29	9 32	10 32	11 32	12 32	2 32	3 32	4 32	5 32	6 32	7 32
Chester.....	10 04	11 04	1 04	3 04	4 04	5 04	6 04	7 04	Hour	8 39	9 42	10 42	11 42	12 42	2 42	3 42	4 42	5 42	6 42	7 42
East Haddam (X Road).....	10 08	11 08	1 08	3 08	4 08	5 08	6 08	7 08	Hour	8 43	9 46	10 46	11 46	12 46	2 46	3 46	4 46	5 46	6 46	7 46
Haddam, Conn.	10 18	11 18	1 18	3 18	4 18	5 18	6 18	7 18	Hour	8 53	9 56	10 56	11 56	12 56	2 56	3 56	4 56	5 56	6 56	7 56
Higginham.....	10 25	11 25	1 25	3 25	4 25	5 25	6 25	7 25	Hour	8 56	9 59	10 59	11 59	12 59	2 59	3 59	4 59	5 59	6 59	7 59
Middletown, Conn. Due	10 33	11 33	1 33	3 33	4 33	5 33	6 33	7 33	Hour	9 02	10 05	11 05	12 05	1 05	2 05	3 05	4 05	5 05	6 05	7 05
	AM	AM	AM	AM	AM	AM	AM	AM	AM	AM	AM	AM	AM	AM	AM	AM	AM	AM	AM	AM

NEW HAVEN—MIDDLETOWN AND EAST HAMPTON

Bus service on the public highways by the New Haven and Shore Line Railway Co. Railroad tickets not accepted.

Miles	Ex Sun	Daily	Sat only	Ex Sun	Daily	Ex Sun	Fri Sun & Hol C only	Ex Sun	Daily	Ex Sun	Daily	Ex Sun	Daily	Ex Sun	Fri Sun & Hol C only
0.0 New Haven (R. R. Sta.)...Lv	AM	AM	Noon	PM	PM	PM	PM	AM	AM	AM	AM	AM	AM	PM	PM
Northford.....	9 00	11 00	12 00	2 00	4 00	6 00	8 00	7 13	9 13	12 03	2 13	4 13	6 13
Durham.....	9 37	11 37	12 37	2 37	4 37	6 37	8 37	7 23	9 23	12 13	2 23	4 23	6 23
Middletown (So. Green)....	9 55	11 55	12 55	2 55	4 55	6 55	8 55	7 33	9 33	12 23	2 33	4 33	6 33
Portland.....	10 07	12 07	1 07	3 07	5 07	7 07	9 07	7 43	9 43	12 33	2 43	4 43	6 43
Cobalt.....	10 17	12 17	1 17	3 17	5 17	7 17	9 17	7 55	9 55	12 45	2 55	4 55	6 55
East Hampton.....Due	10 27	12 27	1 27	3 27	5 27	7 27	9 27	8 13	10 13	1 03	3 13	5 13	7 13
	AM	PM	PM	PM	PM	PM	PM	AM	AM	PM	PM	PM	PM	PM	PM

Hol A—Nov. 22, Dec. 25, Jan. 1 and Feb. 22.
 Hol B—Oct. 12, Nov. 22, Dec. 25 and Jan. 1
 Hol C—Nov. 22, Dec. 25 and Jan. 1.

a Sundays and Holidays runs 30 minutes later.
 c Runs daily between Providence and Worcester.
 bb This bus does not operate by way of Blackstone.

New York and The Naugatuck Valley

NEW YORK—BRIDGEPORT—WATERBURY—WINSTED—WATERBURY—BRISTOL—NEW BRITAIN—HARTFORD

Bus service on the public highways by the New England Transportation Co. regular through one-way and round trip railroad tickets

Miles		Sun only	Ex Sun	Ex Sat Sun & Hol A	Ex Sun	Sun only	Ex Sun	Ex Sun	Ex Sun	Ex Sun	Ex Sun	Daily	Ex Sun	Ex Sun	Sun only	Ex Sun & Hol A	Hol A only
	NEW YORK TO BRIDGEPORT	32	186	◆128	446	8	8	54	136			58	28		90	94	92
	NORTH OF BRIDGEPORT	440	442	◆128	446	◆452	452	458				158	472		◆454	460	460
		AM	AM	AM	AM	AM	AM	PM	PM	PM	PM	PM	PM	PM	PM	PM	PM
0.0	New York																
	Penna. Station Lv																
	Grand Central	1 10				8 00	8 00	12 30				4 10	6 00		7 28	8 00	8 05
	125th Street					8 10	8 10	12 40				4 20	6 10		7 38	8 10	8 15
33.1	Stamford					8 47	8 47	12c24				6 46	6 46		7c57	8 48	8 53
41.0	Norwalk and South Norwalk							12c42				6 33	6 33		8c13	bb	9 03
55.6	Bridgeport, Conn.	Due				9 13	9 13	1 37				5 20	7 11		8 39	9 16	9 23
	change trains	2 28	3 32			9 21	9 21	1 45				5 32	7 17		8 52	9 26	9 26
55.6	Bridgeport, Conn.	Lv															
	change trains	2 45	3 55														
59.1	Stratford	Due															
69.5	Derby-Shelton					9 40	9 40	2 05				5 54	7 42		9 16	9 46	9 46
71.2	Ansonia					9 46	9 46	2 09				5 58	7 46		9 21	9 51	9 51
75.0	Seymour					10 00	10 00	2 16				6 05	7 53		9 29	9 58	9 58
82.5	Naugatuck					10 14	10 14	2 28				6 19	8 06		9 44	10 14	10 14
87.5	Waterbury, Conn.	Due				10 29	10 29	2 38				6 32	8 16		9 54	10 25	10 25
	thru train	4 03	5 21	6 42	7 55	10 34	10 34				4 10	3 15	6 37	8 26	8 40	10 00	
87.5	Waterbury, Conn.	Railroad Sta.				10 56	10 56				4 42		6 52		9 01	10 21	
96.5	Thomaston, Conn.	Green				11 18	11 18				5 04		7 12		9 23	10 43	
107.2	Torrington, Conn.	Railroad Station				11 41	11 41				5 27		7 28		9 46	11 06	
116.5	Winsted Conn., Railroad Station	Due															
	change trains	5 03	6 26														
96.8	Terryville	Lv				6 57	8 10				3 30		8 40				
100.7	Bristol, Conn.					7 06	8 17				3 45		8 52				
103.1	Forestville					7 10	8 21				3 51		8 58				
104.8	Plainville, Conn.					7 15	8 26				4 02		9 05				
109.5	New Britain					7 24	8 35				4 13		9 21				
113.7	Newington					7 31	8 42				4 21						
117.1	Parkville					7 37											
118.6	Hartford, Conn.	Due				7 40	8 50				4 30		9 40				
		AM	AM	AM	AM	AM	AM	PM	PM	PM	PM	PM	PM	PM	PM	PM	PM

Miles		Ex Sun & Hol A	Hol A only	Ex Sun	Daily	Sun only	Ex Sun	Ex Sun	Ex Sun	Ex Sun	Ex Sun	Ex Sun	Sun only	Sun only	Sat only	Ex Sat Sun & Hol A	Sun & Hol B only	Ex Sun & Hol B
	NORTH OF BRIDGEPORT	439	439	421	◆153	441	443	131	445	...	157	157	459	459	463	129	◆155	465
	BRIDGEPORT TO NEW YORK	◆369	◆67		◆153	9r	11	...	53	...	171	83	◆93	25			◆155	97
0.0	Hartford, Conn.	AM	AM	6 07	AM	AM	AM	12 33	PM	PM	PM	PM	PM	PM	PM	PM	PM	PM
1.5	Parkville	Due																
4.9	Newington																	
9.1	New Britain			6 20				12 47										
13.8	Plainville, Conn.			6 37				1 03										
15.5	Forestville			6 44				1 11										
17.9	Bristol, Conn.			6 50				1 16										
21.8	Terryville	Due		7 22				1 32										
	Bus					Bus	Bus		Bus		See Note 1	See Note 1	Bus	Bus				
0.0	Winsted, Conn., Railroad Station	Lv			7 00	8 29	10 53		3 05				4 55	4 55			7 55	8 23
9.3	Torrington, Conn., Railroad Station	Center Square			7 18	8 51	11 16						5 18	5 18			8 10	8 49
20.0	Thomaston, Conn., Railroad Station	Green			7 38	9 13	11 38		3 28				5 40	5 40			8 30	9 17
29.0	Waterbury, Railroad Station	Due			6 25	9 35	12 00	1 46				4 43	4 43	6 02	6 34	6 38	8 45	9 32
	change trains	6 47		7 36		7 53	9 35		4 16				6 02	6 02				
29.0	Waterbury, Conn.	Lv			6 52	8 00	9 40	12 05	3 48		5 03	5 03	6 09	6 09			8 54	9 43
34.0	Naugatuck				7 01	8 09	9 49	12 16	3 37		5 17	5 17	6 19	6 19			9 04	9 59
41.5	Seymour				7 13	8 20	10 00	12 30	3 48		5 32	5 32	6 32	6 32			9 15	10 23
45.3	Ansonia				7 20	8 27	10 06	12 37	3 55		5 39	5 39	6 41	6 41			9 22	10 33
47.0	Derby-Shelton				7 24	8 30	10 11	12 40	3 59		5 42	5 42	6 46	6 46			9 26	10 51
57.4	Stratford				7 39						5 58	5 58						
60.9	Bridgeport, Conn.	Due			7 45	8 48	10 31	1 00	4 19		6 04	6 04	7 06	7 06			9 48	11 11
	change trains	7 51	8 17		8 55	10 43	1 09		4 29		6 14	6 14	7 20	7 20			9 56	11 30
60.9	Bridgeport, Conn.	Lv			8 18	9 58	11 04	hh	4 51		7 02	7 02	8 00	8 00			10 15	11 50
75.5	Norwalk and South Norwalk	Due			aa	9p13	mm	hh	5 03		7 15	7 15	8 00	8 00			10 26	12 00
83.4	Stamford				9 03	11 49	2 05		5 39		7 55	7 55	8 17	8 35			11 05	12 34
116.5	New York	125th Street			9 14	12 00	2 15		5 49		8 05	8 05	8 45	8 45			11 15	12 45
	Grand Central	Due																
	Penna. Station	Due																
		AM	AM	AM	AM	Noon	PM	PM	PM	PM	PM	PM	PM	PM	PM	PM	PM	AM

* Stops of outbound trains at 125th Street Station, New York, are to take passengers only; of inbound trains, to leave only.
 ◆ No checked baggage service on this train.
 Holidays A—Nov. 22, Dec. 25, Jan. 1 and Feb. 22.
 Holidays B—Nov. 22, Dec. 25 and Jan. 1.
 Note 1—This train does not run on Saturdays between Hartford and Waterbury.
 a By Connecting train, Monday thru Fridays. b Leave Ansonia 4:32 AM.
 c Change trains at Bridgeport. d Leave Torrington 6:09 AM.
 e Due Torrington 8:38 PM. f Stops only on signal or notice to conductor.
 g Lv. Bristol 7:12 AM. h Stops only to receive passengers.
 k Stops only on Sundays and Holidays A—at Stamford 4:56 PM; Norwalk and South Norwalk 6:04 PM. On other days leave Stamford 4:21 PM; Norwalk & South Norwalk 4:33 PM; change trains at Bridgeport.
 p Leave Bridgeport 8:29 AM.
 z No baggage service on this train except between Winsted and Waterbury, Mondays thru Saturdays.
 aa Stops only on Saturdays at Stamford 8:28 AM. Mondays thru Fridays change at Norwalk & South Norwalk due Stamford 8:43 AM.
 bb Stops only on Saturdays at Norwalk and South Norwalk 8:56 PM.
 gg Stops only on Saturdays—at Newington 12:41 PM.
 hh Except Saturdays and Holidays A connecting train leaves Bridgeport at 1:15 PM due Norwalk & South Norwalk 1:36 PM; Stamford 1:49 PM.
 mm Except Saturdays, Sundays and Holidays A connecting train leaves Bridgeport 8:59 AM, due Norwalk and South Norwalk 9:19 AM, Stamford 9:32 AM.

New York and The Berkshires

NEW YORK—NORWALK AND SOUTH NORWALK—DANBURY—PITTSFIELD VIA THE HOUSATONIC RIVER LINE

Miles		Sun only	Ex Sun	Ex Sat Sun & Hol A	Sat only	Ex Sat Sun & Hol A	Set only	Ex Sat Sun & Hol A	Ex Sat Sun & Hol A	Ex Sat Sun & Hol A	Sun & Hol A only
	NEW YORK TO NORWALK NORTH OF NORWALK	138 138	140 140	68 340	◆368 346	◆398 344	152 152	◆356 ◆356	144 144	◆386 ◆358	◆148 ◆148
0.0	New York Grand Central...Lv	AM 8 12	AM 8 12	AM 10 30	PM 12 50	PM 3 30	PM 4 25	PM 4 47	PM 5 25	PM 6 02	PM 7 47
33.1	Stamford, Conn. 125th Street St.	8 22	8 22	10 40	1 00	3 40	4 34	4 57	5 34	6 12	7 57
41.0	Norwalk & South Norwalk...Due	8 59 9 08	9 03 9 15	11 16 11 27	1 38 1 50	4 21 4 33	5 11 5 25	5 42 5 55	6 50 6 52	7c57 7 03	8 57 8 45
41.0	Norwalk and South Norwalk ...Lv	9 18	9 24	11 33	1 55	4 38	5 25	5 55	6h22	change trains 7 08	8 45
42.8	Wall Street, Conn.			11 48	2 10	4 50	5 40	6 10	6 37	7a19	
44.7	Norwalk Mills.			11 52	2 14	5 04	5 40	6 10	6 37	7 24	9 00
48.6	Wilton, Conn.	9 34	9 39	11 48	2 10	5 04	5 40	6 10	6 37	7 29	
50.2	Cannondale, Conn.			11 52	2 14	5 08	5 40	6 19	6 37	7 34	
53.1	Georgetown, Conn.			11 53	2 19	5 10	5 50	6 21	6 49	7 36	9 10
54.0	Branchville, Conn. Due	9 44	9 49	12 07	2 21	5 18	5 50	6 29	6 57	7a44	
58.6	Redding.			12 07	2 25	5 24	6 03	6 35	7 05	7 50	9 23
61.9	Bethel, Conn.			12 13	2 35	5 31	6 10	6 42	7 12	7 57	9 30
64.8	Danbury ...Lv	10 16	10 21				6 17		7 22		9 37
72.3	Brookfield. Due	10 28	10 33				6 29		7 34		10 00
79.0	New Milford. Due	10 38	10 43				6 39		7 44		
85.9	Gaylordsville.						6 50		7 55		
91.8	Kent.	10 55	11 06				7 01		8 06		10 17
100.4	Cornwall Bridge.						7 13		8 18		
105.5	West Cornwall.	11 14	11 25				7 20		8 25		10 35
110.6	Falls Village.						7 32		8 35		
116.3	Canaan, Conn. ...Lv	11 34	11 47				7 44		8 46		10 53
118.8	Ashley Falls, Mass.										
122.5	Sheffield, Mass.	11 44	11 58				7 54		8 56		11 03
128.4	Great Barrington.	11 54	12 10				8 04		9 06		11 13
133.1	Housatonic.						8 12		9 13		
137.3	Stockbridge.	12 10	12 26				8 21		9 22		11 29
143.2	Lee.	12 19	12 36				8 30		9 31		11 38
146.5	Lenox.	12 27	12 43				8 37		9 39		11 45
154.0	Pittsfield ...Due	12 38	12 54				8 48		9 50		11 56

Bus service on the public highways by The New England Transportation Co., regular through one-way and round trip railroad tickets accepted

	Ex Sat Sun & Hol A	Sat only	Sun only	Sat & Hol A	Sat only	Ex Sat	Sat only	Hol A only	Daily
Complete rail service in this territory is shown above.									
Train	Train	Train	Train	Train	Train	Train	Train	Train	Train
New York, Grand Central...Lv	AM 6 10	AM 6 00	AM 10 30	AM 11 35	PM 12 50	PM 2:30	PM 3 30	PM 4 10	PM 7 02
Norwalk & So. Norwalk...Due	7 12	7 18	11 27	12 36	1 50	3 35	4 33	5 04	8 13
Bus	Bus	Bus	Bus	Bus	Bus	Bus	Bus	Bus	Bus
Norwalk & So. Norwalk (R. R. Sta.) Lv	7 15	7 20	11 30	12 38	1 52	3 45	4 35	5 06	8 15
Norwalk (R. R. Sta.)	7 23	7 28	11 38	12 46	2 00	3 53	4 43	5 14	8 23
So. Wilton (Wilton St.)	7 34	7 39	11 49	12 57	2 11	4 04	4 54	5 25	8 34
Wilton (Station Street)	7 39	7 44	11 54	1 02	2 16	4 09	4 59	5 30	8 39
Cannondale (Green)	7 44	7 49	11 59	1 07	2 21	4 14	5 04	5 35	8 44
Georgetown (Georgetown Store)	7 50	7 55	12 05	1 13	2 27	4 20	5 10	5 41	8 50
Branchville (Opposite R. R. Station)	7 53	7 58	12 08	1 16	2 30	4 23	5 13	5 44	8 53
Ridgefield (Post Office)	8 04	8 09	12 19	1 27	2 41	4 34	5 24	5 55	9 04
Danbury (R. R. Sta.)...Due	8 29	8 34	12 44	1 52	3 06	4 59	5 49	6 20	9 29

- ☒ Stop of trains at 125th Street is to take passengers only.
- ◆ No checked baggage service on this train.
- Holidays A—Nov. 22, Dec. 25, Jan 1 and Feb. 22.
- a Stops only on notice to conductor to leave passengers.
- c Via connecting train to Norwalk and South Norwalk.

- f Stops only on signal or notice to conductor.
- h Stops only to receive passengers.
- s On Sundays leaves New York at 2.40 PM.



PARTICIPATING IN

ANOTHER NEW HAVEN R.R. SERVICE

YOUR LOCAL TICKET AGENT WILL GLADLY MAKE RESERVATIONS FOR YOU AT THE FOLLOWING HOTELS:

NEW YORK CITY:

HOTEL GOVERNOR CLINTON
31st St. at 7th Ave.
OPPOSITE PENNSYLVANIA STATION
1200 rooms from \$4.50

HOTEL DIXIE
250 W. 43rd St.
700 rooms from \$4.00

HOTEL GEORGE WASHINGTON
Lexington Ave. at 23rd St.
600 rooms from \$3.50

BOSTON:

HOTEL ESSEX
Opposite South Station
400 rooms from \$2.75

HOTEL AVERY
Avery & Washington Sts.
200 rooms from \$3.50

NEW HAVEN:

HOTEL GARDE
Opposite Union Station
250 rooms from \$2.00

CARTER HOTELS



LOW COST All Expense TOURS . . .

YOUR CHOICE OF 2 TO 10 DAY VACATIONS COMPLETELY PLANNED

Enjoy new and exciting vacation experiences on a specially-arranged New Haven Tour. You relax and enjoy the trip . . . The New Haven does all the planning. Consult the New Haven Railroad Travel Bureau in the South Station, Boston, Mass.; The New Haven Railroad Travel Bureau in the Grand Central Terminal, New York; or see your Travel Agent.

Pilgrim Tours take you into New England and Eastern Canada. Package-Planned Tours take you from New England to such points as New York, Atlantic City, Washington, Mount Vernon, Williamsburg, and The Sky Line Drive. Ask for illustrated booklet which gives you complete information on these all-expense tours.

The Berkshires and New York

VIA THE HOUSATONIC RIVER LINE—PITTSFIELD—DANBURY—NORWALK AND SOUTH NORWALK—NEW YORK

Miles		Ex Sat Sun & Hol A	Sat only	Ex Sat Sun & Hol A	Ex Sat Sun & Hol A	Ex Sun	Ex Sat Sun & Hol A	Ex Sun & Hol C	Sun only	Sun & Dec 25 only	Hol C only								
	NORTH OF NORWALK	◆349	355	◆383	343	141													
	NORWALK TO NEW YORK	◆365	◆393	◆383	◆373	141	345	143	145	147	147								
		AM	AM	AM	AM	AM	PM	PM	PM	PM	PM								
0.0	Pittsfield.....Lv					7 10		1 45	2 15	5 30	5 30								
7.5	Lenox.....					7 21		1 56	2 26	5 41	5 41								
10.8	Lee.....					7 29		2 04	2 33	5 48	5 48								
16.7	Stockbridge.....					7 39		2 14	2 42	5 57	5 57								
20.9	Housatonic.....					7 49		2 22	2 51		6 06								
25.6	Great Barrington.....					7 59		2 34	3 02	6 16	6 16								
31.5	Sheffield, Mass.....					8 09		2 43	3 12	6 25	6 25								
35.2	Ashley Falls, Mass.....							2 49			6 28								
37.7	Canaan, Conn.....						8 23	2 58	3 22	6 35	6 35								
43.4	Falls Village.....						8 31	3 07	3 30		6 43								
49.5	West Cornwall.....						8 41	3 17	3 41	6 53	6 53								
53.6	Cornwall Bridge.....						8 49	3 25	3 48		7 00								
62.2	Kent.....						9 01	3 37	4 01	7 11	7 11								
68.1	Gaylordsville.....						9 11	3 47	4 11		7 20								
75.0	New Milford.....						9 23	3 59	4 22	7 29	7 29								
81.7	Brookfield.....						9 33	4 09	4 32		7 38								
							9 45	4 21	4 44	7 50	7 50								
89.2	Danbury.....	{ Due																	
		.Lv	6 20	6 41	7 00	8 28	9 53	1 50	4 29	4 51	7 57	7 57							
92.1	Bethel, Conn.....		6 27	6 48	7 07	8 35	10 00	1 57	4 36	4 58	8 04	8 04							
95.4	Redding.....		6 33	6 54	7 13	8 41		2 03											
100.0	Branchville, Conn.....		6 41	7 02	7 21	8 49	10 14	2 11	4 50	5 10	8 16	8 16							
100.9	Georgetown, Conn.....		6 43	7 04	7 23	8 51		2 13											
103.8	Cannondale, Conn.....		6 47	7 08	7 27	8 55		2 17											
105.4	Wilton, Conn.....		6 52	7 13	7 32	9 00	10 24	2 21	5 00	5 19	8 25	8 25							
109.3	Norwalk Mills.....		6 57	7 18															
111.2	Wall Street, Conn.....				7 43														
112.2					7 51														
113.0	Norwalk and So. Norwalk.....	{ Due	7 08	7 29	7 51	9 14	10 40	2 35	5 17	5 35	8d41	8d41							
		change	change	change	change	change	change	change	change	change	change	change	change	change	change	change	change	change	change
		trains	trains	trains	trains	trains	trains	trains	trains	trains	trains	trains	trains	trains	trains	trains	trains	trains	trains
113.0	Norwalk & South Norwalk, Conn.....	Lv	7 15	7 34	7 51	9 19	10 40	2 43	5 17	5 35									
120.9	Stamford, Conn.....	Due	7a37	7 53	8d09	9 32	10 50	2 56	5 29	5 47	8d51	8d51							
154.0	New York		8 09	8 31	8 43	10 09	11 24	3 32	6 05	6 22	9 28	9 28							
	125th Street		8 20	8 42	8 54	10 20	11 35	3 43	6 15	6 33	9 38	9 38							
	Grand Central		AM	AM	AM	AM	AM	PM	PM	PM	PM	PM							

Bus service on the public highways by the New England Transportation Co., regular through one-way and round trip railroad tickets.
Complete rail service in this territory is shown above.

	Sun only	Sat only	Sat & Hol A	Ex Sat Sun & Hol A	Sat Sun & Hol A	Sun only	Ex Sun	Ex Sun											
	Bus	Bus	Bus	Bus	Bus	Bus	Bus	Bus											
Danbury (R. R. Sta.).....Lv	AM 7 12	AM 8 28	AM 11 16	AM 11 29	PM 2 42	PM 4 40	PM 5 05	PM 6 40											
Ridgefield (Post Office).....	7 37	8 53	11 41				5 30												
Branchville (Opposite R. R. Station).....	7 48	9 04	11 52	11 53	3 06	5 04	5 41	7 04											
Georgetown (Georgetown Store).....	7 51	9 07	11 55	11 56	3 09	5 07	5 44	7 07											
Cannondale (Green).....	7 57	9 13	12 01	12 02	3 15	5 13	5 50	7 13											
Wilton (Station Street).....	8 02	9 18	12 06	12 07	3 20	5 18	5 55	7 18											
So. Wilton (Wilson's).....	8 07	9 23	12 11	12 12	3 25	5 23	6 00	7 23											
Norwalk (United Cigar).....	8 18	9 34	12 22	12 23	3 36	5 34	6 11	7 34											
Norwalk & So. Norwalk, (R.R. Sta.) Due	8 26	9 42	12 30	12 31	3 44	5 42	6 19	7 42											
Norwalk & So. Norwalk.....Lv	Train 8 35	Train 9 49	Train 12 38	Train 12 38	Train 4 07	Train 5 49	Train 7 02	Train 7 50											
New York, Grand Central.....Due	9 35	10 53	1 35	1 35	5 05	6 48	8 05	8 45											
	AM	AM	PM	PM	PM	PM	PM	PM											

☒ Stop of trains at 125th Street is only to leave passengers.

◆ No checked baggage service on this train.

Holiday A—Nov. 22, Dec. 25, Jan. 1 and Feb. 22.

Holiday B—Dec. 25 and Jan. 1.

Holiday C—Nov. 22 and Jan. 1.

a By connecting train from Norwalk and South Norwalk.

d Stops only on notice to Conductor to leave passengers.

f Stops only on signal or notice to conductor.

TRAVEL BY TRAIN . . . RENT A CAR ON ARRIVAL

Enjoy the comforts and economy of long distance travel by train plus the convenience of a car when you arrive at your destination.

Use the New Haven Rail-Auto Travel Plan

CONSULT YOUR LOCAL TICKET OFFICE OR YOUR DRIV-UR-SELF STATION

Waterbury-Hartford-Putnam-Boston

Miles	Waterbury-Hartford-Putnam-Boston								Boston											
	Ex Sat Sun & Hol A	Ex Sun & Hol A	Ex Sat Sun & Hol A	Ex Sun & Hol A	Sun only	Ex Sun	Sun only		Ex Sun	Sun only	Sat only	Ex Sat Sun & Hol A	Ex Sat Sun & Hol A	Ex Sat Sun & Hol A	Ex Sun & Hol A	Hol A only	Sun only			
	916	♦920	♦128	130	130	136	134		131	133	♦917	p129	921	♦925	137		135			
0.0	Waterbury, Conn. Lv		6 42	7c55		3 15			AM	AM	PM	PM	PM	PM	PM	PM	PM			
13.2	Bristol		7 06	8c17		3 45			9 00	9 15	1 24	2 40	4 10	5 17	6 05	6 30	6 45			
15.6	Forestville		7 10	8c21		3 51			9 04	9 19	1 28	2 44	4 14	5 22	6 10	6 34	6 49			
17.3	Plainville		7 15	8c26		4 02					1 42	4 30	4 34	5 36	6 24					
22.0	New Britain		7 24	8c35		4 13					1 50	4 34	4 37	5 40	6 28					
31.0	Hartford	{ Due Lv	7 40	8c50		4 30			9 23	9 38	1 54	4 41	4 45	5 44	6 32	6 53	7 09			
39.8	Manchester, Conn.		7 44	9 20	9 20	4 50	6 47		9 37	9 50	2 03	4 51	5 58	6 46	7 00	7 17				
62.6	Willimantic		8 35	10 13	10 13	5 48	7 39		9 43	9 56	2 13	4 57	6 05	6 56						
82.3	Pomfret		10 11	10 41	10 41	6 14	8 06		9 51	10 05	2 21	3 18	6 07	6 14	7 02	7 12	7 29			
87.1	Putnam		9 08	10 51	10 51	6 24	8 16		10 08	10 17	2 34	3 31	5 20	6 26	7 22	7 25	7 41			
102.1	East Douglas		11 11	11 11	11 11	6 44	8 36		10 26	10 30					7 37	7 39	7 54			
111.9	Blackstone (@Woonsocket)	6 30	7 19	10 11	11 23	6 57	8 49		10 51	10 51		4 02			7 57	8 05	8 15			
120.8	Franklin	6 44	7 33	9 53	11 35	7 09	9 01		11 02	11 02					8 08	8 15	8 29			
125.3	Norfolk, Mass.	6 50	7 39		11 41	7 11	9 07		11 31	11 30		4 36			8 37	8 44	8 58			
129.2	Walpole	6 57	7 46		11 47	7 23	9 14		12 07	12 05		5 10			9 14	9 20	9 34			
130.6	Plimptonville		7 49						12 23	12 21		5 26			9 30	9 36	9 50			
133.5	Norwood Central	7 04	7 55		11 53	7 31	9 21		12 33	1m15		5 30			9m43	9m43	9m51			
134.0	Norwood, Mass.	7 07	7 58						12 47			5 51								
135.8	Islington	7 11	8 02						1 06			6 00								
137.5	Endicott	7 15	8 06						1 11			6 06								
138.8	Readville	7 19							1 16	1m55		6 10			10m23	10m23	10m30			
148.5	Boston Back Bay Due	7 35	8 22	10 26	12 10	7 48	9 40		1 46	2m25		6 38			10m53	10m53	11m00			
	Boston South Station Due	7 40	8 27	10 30	12 15	7 53	9 45													

West Medway-Needham-Boston

Miles from Needham Heights	Miles from W. Medway	West Medway-Needham-Boston											
		Ex Sun & Hol A	Ex Sat Sun & Hol B	Ex Sat Sun & Hol B	Ex Sun & Hol B	Ex Sat Sun & Hol B	Ex Sun & Hol B	Ex Sat Sun & Hol B	Ex Sat Sun & Hol B	Ex Sat Sun & Hol B	Ex Sat Sun & Hol B	Ex Sun & Hol A	
0.0	West Medway Lv	AM	AM	AM	AM	AM	AM	AM	PM	PM	PM	PM	
1.4	Medway			7 20									
4.0	Millis			7 23									
4.5	Clicquot			7 27									
6.7	Medfield Jct.			7 31									
7.9	Farm Street			7 36									
10.8	Dover, Mass.			7 39									
12.2	Charles River			7 44									
0.0	Needham Heights Lv	6 51	7 33		7 49	8 11	9 12	10 22	1 10	4 03		10 27	
0.9	Needham	6 54	7 36	↓	7 52	8 14	9 15	10 25	1 13	4 06		10 30	
1.6	Needham Junction	6 57	7 39	7 53	7 55	8 17	9 22	10 28	1 20	4 13	7 30	10 33	
2.7	Bird's Hill	7 00	7 42		7 58	8 20	9 25	10 31	1 23	4 16	7 33	10 36	
5.5	West Roxbury	7 06	7 48		8 04	8 25	9 30	10 36	1 28	4 21	7 38	10 42	
5.9	Highland	7 08	7 50		8 06	8 27	9 32	10 38	1 30	4 23	7 40		
6.4	Bellevue	7 10	7 52		8 08	8 29	9 34	10 40	1 32	4 25	7 42		
7.2	Rosindale	7 12	7 52		8 11	8 32	9 36	10 42	1 34	4 27	7 44	10 46	
13.6	Boston Back Bay Due	7 25	8 10		8 25	8 45	9 47	10 53	1 45	4 40	7 55	10 58	
	Boston So. Sta. Due	7 30	8 15		8 30	8 50	9 52	10 58	1 50	4 45	8 00	11 03	

Dedham-Readville Boston

For Complete service between Readville and Boston, see table 19.

Miles	Dedham-Readville Boston		
	Ex Sat Sun & Hol B	Ex Sat Sun & Hol A	
0.0	Dedham Lv	AM	AM
0.4	Stone Haven	7 34	8 08
0.8	East Dedham	7 36	8 10
2.1	Readville Due	7 39	8 13
		7 42	8 17
		change trains	thru train
2.1	Readville Lv	7 47	8 17
11.7	Boston Back Bay Due	8 02	8 34
	Boston South Station Due	8 07	8 39
		AM	AM

☒ Downtown Woonsocket is only 2.1 miles via highway from the Blackstone station.
 ♦ No checked baggage service on this train.
 Holiday A—Nov. 22, Dec. 25, Jan. 1 and Feb. 22.
 Holiday B—Oct. 12, Nov. 12, Nov. 22, Dec. 25, Jan. 1 and Feb. 22.

c By connecting train.
 f Stops on signal or on notice to conductor.
 k No checked baggage service between Readville and Boston.
 m By New England Transportation Co. bus from Hartford Railroad Station; tickets for rail transportation not accepted; Waterbury bus stop—Bank Street.
 p No checked baggage service between Boston and Hartford.

Providence-Boston-Local Service

Miles	Sun only	Ex Sun	Ex Sun & Hol. A	Sun only	Ex Sat Sun & Hol. A	Daily	Ex Sun	Daily	Ex Sat Sun & Hol. A	Ex Sat Sun & Hol. A	Ex Sat Sun & Hol. A	Ex Sat Sun & Hol. A	Sat only	Ex Sun & Hol. C	Ex Sun & Hol. A	Sun & Hol. A only	Ex Sun & Hol. A	Ex Sun	Sun & Hol. A only	Ex Sun & Hol. A	Daily	Sat only
0.0 Providence.....Lv	2	4	500	32	916	186	502	172	804	970	806	504	802	506	508	512	550	6	566	514	8	552
4.5 Pawtucket-Central Falls	AM 5 08	AM 5 48	AM 5 50	AM 6 05	AM 6 05	AM 7 00	AM 6 50	AM 7 10	AM 7 10	AM 7 10	AM 7 10	AM 7 10	AM 7 10	AM 7 10	AM 7 10	AM 7 10	AM 7 10	AM 7 10	AM 7 10	AM 7 10	AM 7 10	AM 7 10
11.8 Attleboro.....	The Owl	The Narragansett	6 08	6 17	6 17	7 00	7 10	The Federal	7 10	7 10	7 10	7 10	7 10	7 10	7 10	7 10	7 10	7 10	7 10	7 10	7 10	7 10
18.9 Mansfield.....			6 23	6 32	6 32	7 20	7 25		7 25	7 25	7 25	7 25	7 25	7 25	7 25	7 25	7 25	7 25	7 25	7 25	7 25	7 25
21.2 East Foxboro.....			6 33	6 43	6 43	7 20	7 25		7 25	7 25	7 25	7 25	7 25	7 25	7 25	7 25	7 25	7 25	7 25	7 25	7 25	7 25
25.7 Sharon.....			6 47	6 55	6 55	7 34	7 34		7 34	7 34	7 34	7 34	7 34	7 34	7 34	7 34	7 34	7 34	7 34	7 34	7 34	7 34
28.8 Canton Junction.....			6 53	7 00	7 00	7 40	7 40		7 40	7 40	7 40	7 40	7 40	7 40	7 40	7 40	7 40	7 40	7 40	7 40	7 40	7 40
34.2 Readville.....			7 00	7 19	7 19	7 47	7 47		7 47	7 47	7 47	7 47	7 47	7 47	7 47	7 47	7 47	7 47	7 47	7 47	7 47	7 47
35.4 Hyde Park.....			bb	7 24	7 24	7 51	7 51		7 51	7 51	7 51	7 51	7 51	7 51	7 51	7 51	7 51	7 51	7 51	7 51	7 51	7 51
37.5 Mount Hope.....																						
43.8 Boston Back Bay. Due	6 10	6 45	7 12	7 22	7 35	7 40	8 02	8 05	8 14	8 34	8 37	8 42	8 44	9 19	9 57	10 22	10 13	11 25	11 54	12 20	12 45	1 14
South Station..	6 15	6 50	7 17	7 27	7 40	7 45	8 07	8 10	8 18	8 39	8 42	8 47	8 48	9 24	10 02	10 27	10 17	11 30	11 58	12 25	12 50	1 18

	Daily	Daily	Ex Sat Sun & Hol. A	Sat & Hol. A only	Sat only	Daily	Ex Sat Sun & Hol. A	Ex Sun & Hol. A	Daily	Sun & Hol. A only	Daily	Daily	Daily	Ex Sat Sun & Hol. A	Ex Sat Sun & Hol. A	Sun & Hol. A only	Daily	Daily	Sun & Hol. B only		
Providence.....Lv	12	188	554	14	824	578	22	576	556	174	558	20	176	26	814	560	28	562	170	524	
Pawtucket-Central Falls	PM 1 35	PM 2 53	PM 3 00	PM 3 35	PM 3 40	PM 4 12	PM 4 42	PM 5 20	PM 5 52	PM 6 10	PM 6 40	PM 7 49	PM 8 12	PM 8 20	PM 9 47	PM 9 55	PM 10 35	PM 10 35	PM 10 40	PM 11 40	
Attleboro.....	The Bay State	The William Penn	3 08	3 17	3 17	3 49	4 51	5 28	5 37	6 18	6 27	6 36	6 36	6 36	8 28	8 37	8 47	10 12	10 21	11 05	11 35
Mansfield.....			3 26	4 01	4 01	4 12	4 51	5 28	5 37	6 18	6 27	6 36	6 36	6 36	8 28	8 37	8 47	10 12	10 21	11 05	11 35
East Foxboro.....			3 34	4 09	4 09	4 12	4 51	5 28	5 37	6 18	6 27	6 36	6 36	6 36	8 28	8 37	8 47	10 12	10 21	11 05	11 35
Sharon.....			3 39	4 14	4 14	4 12	4 51	5 28	5 37	6 18	6 27	6 36	6 36	6 36	8 28	8 37	8 47	10 12	10 21	11 05	11 35
Canton Junction.....																					
Readville.....																					
Hyde Park.....																					
Mount Hope.....																					
Boston Back Bay. Due	2 20	3 40	3 54	4 20	4 29	4 33	4 55	5 00	5 00	6 14	6 40	7 04	7 25	8 35	8 55	9 01	9 16	10 30	10 49	11 20	12 18
South Station..	2 25	3 45	3 58	4 25	4 33	4 33	5 00	5 00	5 00	6 18	6 45	7 08	7 30	8 40	9 00	9 05	9 20	10 35	10 53	11 25	12 23

Boston and New Bedford

Via Stoughton and via Mansfield

Miles	Ex Sun	Ex Sat Sun & Hol. A	Sat only	Ex Sat Sun & Hol. A
0.0 Boston South Station.....Lv	AM 9 05	PM 5 14	PM 5 40	PM 5 40
Back Bay.....	9 10	5 19	5 45	5 45
15.0 Canton Jct. Due	9 28	5 38	6 02	6 07
15.6 Canton.....		5 42	6 11	6 11
18.9 Stoughton.....		5 48	6 17	6 17
22.8 North Easton.....Due		5 55	6 24	6 24
18.1 Sharon.....Lv	9 33			
24.9 Mansfield.....Lv	9 44		cc 17	
36.0 Taunton.....Due	10c01	6 18	6 35	6 48
56.2 New Bedford.....Due	10 45	6 45	7 02	7 15
57.0 New Bedford Wharf.....Due	AM	PM	PM	PM

Miles	Ex Sat Sun & Hol. A	Ex Sat Sun & Hol. A	Sat only	Sat & Hol. A only	Ex Sat Sun & Hol. A
0.0 New Bedford Wharf.....Lv	AM	AM	AM	PM	PM
0.8 New Bedford.....Lv	6 44	7 10	7 20	3 00	7 30
21.0 Taunton.....Lv	7 14	7 38	7 51	3d44	8h15
31.9 Mansfield.....Due			8 08	4 01	8 35
38.7 Sharon.....Due			8 18	4 09	aa
34.2 North Easton.....Lv	7 37	8 03			
38.1 Stoughton.....	7 44	8 10			
41.4 Canton.....	7 50	8 16			
42.1 Canton Jct. Due	7 54	8 20	8 24	4 14	aa
Back Bay.....	8 14	8 37	8 44	4 29	9 01
57.0 Boston South Station.....Due	8 18	8 42	8 48	4 33	9 05

◆ No checked baggage on this train.
 Holiday A—Nov. 22, Dec. 25, Jan. 1, and Feb. 22.
 Holiday B—Dec. 25 and Jan. 1.
 Holiday C—Oct. 12, Nov. 12, Nov. 22, Dec. 25, Jan. 1 and Feb. 22.
 Note 1—Will also run Friday, Dec. 21.
 a Due Pawtucket and Central Falls 5.58 AM
 b Due Pawtucket 10:48 PM; due Attleboro 11:14 P.M.
 c Leave Taunton 10.16 AM.

BUS CONNECTIONS AT PROVIDENCE

New England Transportation Co. buses leave Providence bus terminal (across the square from the railroad station) **To Fall River** daily at 5:45 AM (Ex. Sun. & Hol. B), 6:45 AM, 7:15 AM and half-hourly (at 15 and 45 past the hour); thru 4:45 PM, then 5:10 PM, 5:45 PM and half-hourly (at 15 and 45 past the hour) thru 10:15 PM, then 11:15 PM, and 12:15 AM.
To New Bedford daily at 7:15 AM, 8:45, 9:45, 10:45, 11:45 AM; 12:45 PM, 1:45, 2:45, 3:45, 4:45, 6:15, 7:45, 9:45 and 11:15 PM.
 Returning leave New Bedford bus terminal daily at 7:10 AM, 8:40, 10:10, 11:10 AM; 12:10 PM, 1:10, 2:10, 3:10, 4:10, 5:10, 6:10, 7:40, 9:10 and 11:00 PM.
 Returning leave Fall River daily at 5a45, 6b15, 6a25, 6b45, 6a50, 7b15, 7a25, 7:45, 8c05, 8b15, 8a30, 8:45 and half-hourly (at 15 and 45 past the hour) thru 10:15 PM then 11:30 PM.
 Running time to Fall River about 40 minutes, and to New Bedford about 1 hour 15 minutes.
 Hol. A—Oct. 12, Nov. 22, Dec. 25, Jan. 1 and Feb. 22.
 Hol. B—Nov. 22, Dec. 25, Jan. 1, and Feb. 22.
 a Except Sun. and Hol. B.
 b Runs Sun. and Hol. B.
 c Except Sun. and Hol. A.

NEWPORT—Short line buses leave the Providence bus terminal (across the square from the railroad station)—5:45 AM, 6x45, 7y15, 7x45, 8:30, 9:30, 11:00 AM then hourly thru 3:00 PM, 4:00, 4z30, 5:05, 5z35, 6:00, 7:00, 8w00, 8z20, 9:00, 10:00, 11:00 PM, 12:15 AM, 1:45 AM.
 Returning leave Newport—4:30 AM, 5:30, 6x30, 7:00, 7z30, 8:00, 8z30, 9:15, 10:30, 11:30 AM, 12:15 PM, 1:30, 2:30, 3:30, 4:30, 5:30, 6:30, 7:30, 8:30, 9:30, 10:30, 12:00 NgT.
 Running time one hour and five minutes.
 Hol.—Oct. 12, Nov. 12, Dec. 25, Jan. 1.
 w—Sat., Sun. & Hol. only. y—Sun. & Hol. only.
 x—Exc. Sun. & Hol. z—Exc. Sat., Sun. & Hol.

d Due Taunton 3.31 PM.
 h Due Taunton 8.00 PM
 aa By connecting train from Mansfield. Due Sharon 8.56 PM; Canton Jct. 9.01 PM.
 bb Stops only on Saturdays at Hyde Park 7.02 AM.
 cc By connecting train leaving Sharon 5.57 PM; due Mansfield 6.09 PM
 dd Stops only on Saturdays at Canton Jct. 9.03 AM.

Miles	Ex Sun	Ex Sun & Hol A	Ex Sun & Hol A	Sun only	Ex Sun	Daily	Ex Sun	Sun & Hol A only	Daily	Daily	Sat only	Daily	Sat only	Daily	Ex Sat Sun & Hol A	Sat only	Sat & Hol A only	Daily	Daily	Ex Sat Sun & Hol A	Ex Sat Sun & Hol A
0.0	5	◆551	575	7	◆9	175	805	◆567	11	◆177	505	13	◆507	23	515	◆917	◆555	15	171	523	973
Boston South Station..Lv	AM 7 00	AM 7 10	AM 7 10	AM 7 30	AM 8 00	AM 8 30	AM 9 05	AM 9 45	AM 10 00	AM 11 00	AM 11 25	Noon 12 00	PM 12 30	PM 1 00	PM 1 10	PM 1 24	PM 1 30	PM 2 00	PM 3 00	PM 3 20	PM 3 35
Back Bay.....Due	7 05	7 14	7 14	7 35	8 05	8 35	9 10	9 49	10 05	11 05	11 29	12 05	12 35	1 05	1 15	1 28	1 34	2 05	3 05	3 24	3 39
6.3 Mount Hope																					
8.4 Hyde Park																					
9.6 Readville																					
15.0 Canton Junction		7 29																			
18.1 Sharon		7 34																			
22.6 East Foxboro																					
24.9 Mansfield		7 42																			
32.0 Attleboro		7 51																			
39.3 Pawtucket-Central Falls		8 00		8 05																	
43.8 Providence.....Due	AM 7 48	AM 8 08	AM 8 15	AM 8 18	AM 8 48	AM 9 20	AM	AM	AM 10 43	AM 10 50	AM 11 48	PM 12 48	PM 1 35	PM 1 48	PM 2 41	PM 2 28	PM 2 50	PM 3 50	PM 4 30	PM 4 40	PM 4 50

Miles	Daily	Ex Sat Sun & Hol A	Ex Sat Sun & Hol C	Ex Sun & Hol A	Sun & Hol A only	Daily	Ex Sat Sun & Hol A	Ex Sat Sun & Hol A	Ex Sat Sun & Hol A	Ex Sun & Hol A	Sat only	Ex Sat Sun & Hol A	Dec 25 only	Daily	Ex Sun & Hol A	Sun & Hol B only	Sun & Hol A	Sat only	Ex Sat Sun & Hol A	Sun & Dec 25 only	Daily
25	921	◆557	529	◆559	◆27	◆531	813	977	◆533	811	815	◆	189	◆561	43	◆563	541	535	◆45	◆179	
Boston South Station..Lv	4 00	4 10	4 18	4 25	4 40	5 00	5 08	5 14	5 21	5 30	5 40	5 40	5 55	6 00	6 40	7 00	7 40	7 40	7 40	8 00	9 00
Back Bay.....Due	4 05	4 14	4 22	4 29	4 44	5 05	5 13	5 19	5 26	5 35	5 45	5 45	6 00	6 05	6 44	7 05	7 44	7 44	7 44	8 05	9 05
Mount Hope																					
Hyde Park																					
Readville		4 24		4 40					5 36												
Canton Junction		4 30		4 44					5 41												
Sharon				4 52	4 59				5 45												
East Foxboro				4 58	5 04				5 57		6 02	6 07									
Mansfield				5 06					6 03												
Attleboro		4 52		5 11	5 12				6 09	6 17											
Pawtucket-Central Falls		5 00		5b41	5 30				6 18												
Providence.....Due	4 48	5 08	6 03	5 38	5 48	6 10	6 02		6 27				6 45	6 52	7 40	7 50	8 38	9 20	9 35	8 50	9 50

Miles	Ex Sat Sun & Hol A	Sun & Hol A only	Daily	Daily	Daily
◆565	537	173	187	◆3	
Boston South Station..Lv	PM 9 35	PM 10 00	PM 11 00	PM 11 50	AM 12 30
Back Bay.....Due	9 39	10 04	11 05	11 55	12 36
Mount Hope					
Hyde Park					
Readville					
Canton Junction					
Sharon					
East Foxboro					
Mansfield					
Attleboro					
Pawtucket-Central Falls					
Providence.....Due	PM 10 35	PM 11 06	Night 12 00	AM 12 55	AM 1 38

Providence-Worcester 23

Miles	Ex Sun	Sun only	Sat only	Ex Sat Sun & Hol A	Miles	Daily	Ex Sun & Hol A
0.0 Providence.....Lv	AM 1 14	AM 2 35	PM 3 40	PM 4 42	0.0 Worcester.....Lv	AM 2 10	AM 6 22
4.5 Pawtucket and Central Falls			3 49	4 51	5.9 Millbury		6 33
5.9 Valley Falls			3 53	4 55	8.5 Wilkinsville		6 38
8.6 Berkeley			3 58	5 00	9.2 Saundersville		6 40
9.2 Ashton			4 01	5 03	10.6 Farnumville		6 43
10.7 Albion			4 04	5 06	12.6 Northbridge		6 47
12.2 Manville			4 07	5 09	16.9 Whitins { Due }		6 53
15.8 Woonsocket { Due }			4 12	5 14	16.9 Whitins { Lv }		7 00
15.8 Blackstone { Lv }			4 32	5 44	18.9 Uxbridge		7 05
17.5 Blackstone			4 36	5 48	23.5 Millville		7 12
19.7 Millville			4 41	5 53	25.7 Blackstone		7 17
24.3 Uxbridge			4 50	6 02	27.4 Woonsocket { Due }		7 21
26.3 Whitins { Due }			4 54	6 06	27.4 Woonsocket { Lv }		7 35
26.3 Northbridge			5 04	6 16	31.0 Manville		7 41
30.6 Farnumville			5 13	6 25	32.5 Albion		7 45
32.6 Farnumville			5 18	6 30	34.0 Ashton		7 49
34.0 Saundersville			5 21	6 33	34.6 Berkeley		7 51
34.7 Wilkinsville			5 23	6 35	37.3 Valley Falls		7 58
37.3 Millbury			5 30	6 42	38.7 Pawtucket and Central Falls		8 05
43.2 Worcester.....Due	AM 2 24	AM 3 45	PM 5 42	PM 6 54	43.2 Providence.....Due	AM 3 20	AM 8 15

SPECIAL FUN FOR GROUPS
 For clubs and other groups of 10 or more persons special round-trip party coach fares.
Save 35%
 with even greater reductions for larger groups.
 Consult Your Nearest
NEW HAVEN
 Ticket Agent

◆ No checked baggage service on this train.
 Holiday A—Nov. 22, Dec. 25, Jan. 1 and Feb. 22.
 Holiday B—Dec. 25 and Jan. 1.
 Holiday C—Oct. 12, Nov. 12, Nov. 22, Dec. 25, Jan. 1 and Feb. 22.
 a Leave Attleboro 12.40 PM.
 b Leave Attleboro 5.34 PM; Pawtucket-Central Falls, 5.55 PM.
 c Leave Attleboro 2.16 PM.
 e Leave Attleboro 8.42 PM; Pawtucket-Central Falls 9.12 PM.
 g Leave Mansfield 8.26 PM, Attleboro 9.03 PM; Pawtucket-Central Falls 9.27 PM.
 f Stops only on signal or on notice to conductor.
 y Will carry checked baggage only on Saturdays.

Boston—South Shore Commuting Service

GREENBUSH—HINGHAM—BRAINTREE—QUINCY—BOSTON

Miles	Ex Sun & Hol A	Ex Sun & Hol A	Ex Sat Sun & Hol A	Ex Sat Sun & Hol A	Ex Sat Sun & Hol B	Ex Sun & Hol A	Hol C	Ex Sat Sun & Hol B	Hol C	Sat only	Ex Sat Sun & Hol B	Ex Sat Sun & Hol A	Ex Sat Sun & Hol A	Sat only	Ex Sat Sun & Hol B	Ex Sat Sun & Hol A	Sun & Hol D	Ex Sun & Hol D
	702	◆660	740	◆606	◆682	◆742	◆704	◆662	◆662	708	612	706	678	680	614	616	784	766
0.0	AM	AM	AM	AM	AM	AM	AM	AM	AM	AM	AM	AM	AM	AM	AM	PM	PM	PM
0.0	Greenbush.....Lv	6 30	6 59	7 21	7 21	7 38	7 41
1.2	Scituate.....	6 34	7 02	7 24	7 24	7 42	7 45
3.0	Egypt.....	6 38	7 28	7 28	7 46
4.3	North Scituate.....	6 41	7 32	7 32	7 49
6.1	Cohasset.....	6 46	7 14	7 38	7 38	7 54	7 55
10.6	Hingham.....	6 55	7 24	7 47	7 47	8 02	8 03
13.2	East Weymouth.....	7 00	7 30	7 52	7 52	8 08	8 09
14.5	Weymouth Heights.....	7 03	7 34	7 54	7 54	8 12	8 13
15.9	Weymouth.....	7 07	7 38	7 57	7 57	8 16	8 17
16.5	East Braintree.....	7 10	7 42	7 59	7 59	8 20	8 20
17.7	Braintree.....Lv	7 03	7 13	7 16	7 35	7 45	7 50	8 01	8 07	8 26	8 23	8 50	5 01
19.1	Quincy Adams.....	7 17	7 39	7 49	kk	8 11	nn	8 53	5 04
19.8	Quincy.....	7 08	7 21	7 43	7 52	8 02	8 06	8 15	8 25	8 28	8 56	5 07	7 38	8 16
21.1	Wollaston.....	7 12	7 25	7 48	7 58	8 10	8 19	cc	8 32	5 11
21.7	Norfolk Downs.....	7 23	7 28	7 51	8 01	8 12	8 21	cc	8 34	5 13
22.3	Atlantic.....	7 16	7 54	8 00	kk	8 23	nn	9 06	5 15
27.8	Boston, South Station Due	7 26	7 35	7 40	8 05	8 10	8 13	8 17	8 20	8 24	8 33	8 39	8 44	8 45	9 16	5 25	7 50	8 30

Miles	Daily	Sat only	Sat only	Mon Dec 24 only	Ex Sat Sun & Hol A	Ex Sat Sun & Hol A	Ex Sat Sun & Hol A	Ex Sat Sun & Hol B	Ex Sat Sun & Hol B	Hol C	Ex Sat Sun & Hol B	Hol C	Ex Sat Sun & Hol B	Ex Sat Sun & Hol B	Ex Sat Sun & Hol A	Ex Sat Sun & Hol A	Ex Sat Sun & Hol A
	763	737	683	◆	631	673	713	◆633	Note 1 ◆675	◆715	◆691	◆691	◆635	◆637	743	◆677	717
0.0	AM	PM	PM	PM	PM	PM	PM	PM	PM	PM	PM	PM	PM	PM	PM	PM	PM
0.0	Boston, South Station Lv	7 35	1 25	1 30	2 30	4 20	4 30	4 38	4 53	5 11	5 17	5 20	5 20	5 23	5 27	5 35	5 50
5.5	Atlantic..... Due	1 40	1 42	4 31	4 33	5 04	5 11	5 17	5 20	5 30	5 33	5 38	5 47	6 03
6.1	Norfolk Downs.....	1 42	4 33	5 07	5 11	5 17	5 20	5 30	5 33	5 38	5 47	6 03
6.7	Wollaston.....	1 38	4 35	5 09	5 11	5 17	5 20	5 30	5 33	5 38	5 47	6 03
8.0	Quincy.....	7 49	1 42	4 39	4 52	5 14	5 30	5 32	5 42	5 52	6 03	6 25
8.7	Quincy Adams.....	1 45	4 42	5 17	5 32	5 42	5 52	6 03	6 25
10.1	Braintree.....	1 51	2 48	4 45	4 48	5 20	5 32	5 42	5 52	6 03	6 25
11.3	East Braintree.....	1 54	4 45	4 48	5 20	5 32	5 42	5 52	6 03	6 25
11.9	Weymouth.....	1 57	2 54	4 52	5 20	5 32	5 42	5 52	6 03	6 25
13.3	Weymouth Heights.....	2 00	2 57	4 58	5 20	5 32	5 42	5 52	6 03	6 25
14.6	East Weymouth.....	2 03	3 01	5 03	5 20	5 32	5 42	5 52	6 03	6 25
17.2	Hingham.....	2 08	3 07	5 09	5 20	5 32	5 42	5 52	6 03	6 25
21.7	Cohasset.....	2 16	3 15	5 17	5 20	5 32	5 42	5 52	6 03	6 25
23.5	North Scituate.....	2 20	5 23	5 20	5 32	5 42	5 52	6 03	6 25
24.8	Egypt.....	5 27	5 20	5 32	5 42	5 52	6 03	6 25
26.6	Scituate.....	2 26	3 24	5 31	5 20	5 32	5 42	5 52	6 03	6 25
27.8	Greenbush..... Due	AM	PM	PM	PM	PM	PM	PM	PM	PM	PM	PM	PM	PM	PM	PM	PM

PLYMOUTH—WHITMAN—QUINCY—BOSTON

Miles	Ex Sun & Hol A	Ex Sat Sun & Hol A	Ex Sun & Hol A	Ex Sat Sun & Hol A	Sat only	Ex Sat Sun & Hol A	Miles	Sat only	Ex Sat Sun & Hol A	Ex Sat Sun & Hol A	Ex Sat Sun & Hol A	Ex Sat Sun & Hol A	Ex Sat Sun & Hol A
	702	740	◆742	◆704	708	706		737	713	◆715	743	717	
0.0	AM	AM	AM	AM	AM	AM	0.0	PM	PM	PM	PM	PM	
0.0	Plymouth, Mass.....Lv	6 07	7 03	7 06	0.0	1 25	4 38	5 17	5 35	6 10
2.0	Cordage.....	7 08	7 10	8.0	1 42	4 52	5 17	5 35	6 10
4.1	Kingston, Mass.....	6 15	7 13	7 14	10.1	5 17	5 35	6 10
10.3	Monponsett.....	6 24	7 22	7 23	11.4	5 17	5 35	6 10
12.8	South Hanson.....	6 29	7 27	7 28	14.9	5 17	5 35	6 10
16.3	Whitman.....	6 37	7 35	7 36	17.8	5 17	5 35	6 10
18.2	Abington.....	6 42	7 40	7 41	19.2	5 17	5 35	6 10
19.6	North Abington.....	6 46	7 44	7 45	21.1	5 17	5 35	6 10
22.5	South Weymouth.....	6 52	7 50	8 01	24.6	5 17	5 35	6 10
26.0	South Braintree.....	6 59	7 13	7 46	7 50	8 11	27.1	5 17	5 35	6 10
27.3	Braintree..... Due	7 03	7 16	7 50	8 01	33.3	5 17	5 35	6 10
29.4	Quincy.....	7 08	7 21	8 01	8 25	35.4	5 17	5 35	6 10
37.4	Boston, South Station Due	7 26	7 40	8 13	8 17	8 39	37.4	5 17	5 35	6 10

◆ No checked baggage service on this train.
 Holiday A—Nov. 22, Dec. 25, Jan. 1 and Feb. 22.
 Holiday B—Oct. 12, Nov. 12, Nov. 22, Dec. 25, Jan. 1 and Feb. 22.
 Holiday C—Oct. 12 and Nov. 12.
 Holiday D—Nov. 22, Dec. 25 and Jan. 1.
 Note 1—Will not run on Monday, Dec. 24.
 aa Stops only on Monday, Dec. 24 at North Scituate 6.16 PM; Egypt 6.19 PM.
 cc Stops only on Holiday C—at Wollaston 8.32 AM and Norfolk Downs 8.33 AM.
 gg Stops only on Holiday C—at Quincy 8.02 AM.

hh Stops only on Holiday C—at Quincy 5.30 PM.
 kk Stops only on Saturdays and Holiday C—at Quincy Adams 7.53 AM and Atlantic 8.03 AM.
 nn Stops only on Holiday C—at Quincy Adams 8.23 AM and Atlantic 8.30 AM.

WASHINGTON—NEW YORK—MONTPELIER—BURLINGTON—MONTREAL

Rail-road	Miles	NYNH&H CV-CN	Daily 66 307	Daily 163 21	Daily 303	Miles	Rail-road	CN-CV NYNH&H	Ex Sun 304	Sun only 404	Daily 169	Daily 332 59	
													AM
PRR	0.0	Washington, D. C.	Lv	AM	PM	0.0	CN	Montreal (Central Station)	Lv	PM	PM	PM	AM
"	40.1	Baltimore (Pennsylvania Station)	4 10	4.0	"	St. Lambert	8 35	9 20
"	108.5	Wilmington, Del.	4v52	23.2	"	St. Johns	8:52	9x41
"	135.2	Philadelphia (30th St. Station)	5v54	40.3	"	Cantic, P. Q.	9x18	10 06
"	168.5	Trenton	6v23	65.7	CV	St. Albans, Vt.	8 30	9 00	10 41	11 28
"	216.6	Newark, N. J.	7v44	78.6	"	Milton	8 51	9 20	10 41	11 28
NYNH	226.6	Penna. Station	Lv	8 25	"	Burlington (St. Paul St.)	8m40	9m05	10m45	11m30
&H	0.0	New York	Grand Central Lv	9 30	89.5	"	Fort Ethan Allen (Bus to Essex Jct.)	8m55	9m20	11m00	11m50
"	125th Street	9 39	98.6	"	Essex Jct.	9 22	9 40	11 14	12 06
"	33.1	Stamford, Conn.	9c21	9 13	111.8	"	Richmond, Vt.	9 38	9 56	12p20
"	55.6	Bridgeport, Conn.	9c56	9 41	"	Waterbury (Sta. for Stowe & Waitsfield)	9 59	10 16	12 40
"	72.3	New Haven, Conn.	10 57	10 09	"	Barre (Bus to Montpelier Jct.)	9m40	9m55	11m15	12m15
"	90.9	Meriden, Conn.	aa	10 38	"	Montpelier (Bus to Montpelier Jct.)	10m05	10m20	11m40	12m40
"	98.2	Berlin	aa	121.4	"	Montpelier Jct.	10 31	10 37	12 00	1 00
"	108.9	Hartford, Conn.	11 43	11 08	130.0	"	Northfield	10 48	10 55	1 16
"	134.3	Springfield, Mass.	Due	12 15	11 50	137.2	"	Roxbury, Vt.	11 01	11 07
B&M	134.3	Springfield, Mass.	Lv	12 35	12 07	151.4	"	Randolph, Vt.	11 25	11 30	1 47
CV	243.4	Windsor, Vt.	3 33	158.4	"	Bethel, Vt.	11 38	11 41	1 58
"	257.5	White River Jct., Vt.	Due	3 55	3 10	165.2	CV	South Royalton	11 56	11 58	2 10
CV	257.5	White River Jct., Vt.	Lv	4 20	3 22	182.9	CV	White River Jct., Vt.	Due	12 30	12 30	1 25	2 37
"	275.2	South Royalton	Due	4 47	4 55	182.9	B&M	Windsor, Vt.	1 40	2 50
"	282.2	Bethel, Vt.	4 56	5 31	197.6	"	Springfield, Mass.	Due	4 40	6 28
"	289.1	Randolph, Vt.	5 09	5 55	306.1	NYNH	Springfield, Mass.	Lv	4 55	7 00
"	303.2	Roxbury, Vt.	5s28	6 32	331.5	&H	Hartford, Conn.	Due	5 26	7 31
"	310.4	Northfield	5 39	6 46	342.2	"	Berlin	5 50	7 49
"	319.1	Montpelier Jct.	5 51	4 43	349.5	"	Meriden, Conn.	6 14	8 06
"	320.5	Montpelier (Bus from Montpelier Jct.)	6m05	4m55	368.1	"	New Haven, Conn.	6 42	9 21
"	327.1	Barre (Bus from Montpelier Jct.)	6m25	5m15	384.8	"	Bridgeport, Conn.	9 29
"	328.6	Waterbury (Sta. for Stowe & Waitsfield)	6 15	7 33	407.3	"	Stamford, Conn.	10 02
"	341.8	Richmond, Vt.	6p33	7 53	440.4	"	New York	125th Street	Due	10 13
"	350.9	Essex Jct.	6 47	5 27	443.3	"	New York	Grand Central	Due
"	353.1	Fort Ethan Allen (Bus from Essex Jct.)	6m55	5m35	"	New York	Penna. Station	Due	7 55
"	358.8	Burlington (St. Paul St.)	7m15	5m55	10.0	PRR	Newark, N. J.	8v45
"	361.8	Milton	7r10	8 36	58.1	"	Trenton, N. J.	9v29
"	374.7	St. Albans, Vt.	7 28	6 02	91.4	"	Philadelphia (30th Street)	10v07
CN	400.1	Cantic, P. Q.	8 22	6 54	118.1	"	Wilmington, Del.	10v34
"	417.2	St. Johns	8 48	7 25	186.5	"	Baltimore (Pennsylvania Station)	11v35
"	436.4	St. Lambert	9 12	7x53	226.6	"	Washington, D. C.	Due	12 15	PM
"	440.4	Montreal (Central Station)	Due	9 30	8 15

NEW YORK—NEWPORT, VT.—MONTREAL

Via the Canadian Pacific Railway

Rail-road	Miles	NYNH&H B&M CAN PAC	Sun only 82	Ex Sun 80	Sun only 56	Sun only 7051	Sun only 211	Miles	CAN PAC B&M NYNH&H	Sun only 212	Ex Sun 212	Ex Sat Night 210	Sat Night only 210	
														AM
NYNH	0.0	New York, Grand Central	Lv	5 10	5 10	12 10	0.0	Montreal, Windsor Sta.	Lv	9 00	9 00	9 00	9 00
&H	33.1	Stamford, Conn.	5 57	6 19	1 01	28.4	St. Johns, P. Q.	9 55	9 55	9 45	9 45
"	56.6	Bridgeport, Conn.	6 28	6 19	1 46	42.1	Farnham, P. Q.	10 18	10 18	10 00	10 00
"	72.3	New Haven, Conn.	6 53	6 42	2 20	74.8	Richford, Vt.	11 22	11 22	11 01	11 01
"	108.9	Hartford, Conn.	7 47	7 33	3 45	0.0	Quebec, Palais Sta.	4 30	4 30
"	134.3	Springfield, Mass.	Due	8 19	8 05	4 20	147.0	Sherbrooke, P. Q.	9850	10 00	10 00
B&M	134.3	Springfield, Mass.	Lv	8 45	8 25	8 00	187.0	Newport, Vt.	12 30	12 30	12 10	12 10
"	257.5	White River Jct., Vt.	Due	12 45	12 30	11 00	89.1	Newport, Vt.	12 30	12 30	12 10	12 10
"	297.9	Wells River, Vt.	3 00	3 00	103.3	Barton, Vt.	12 57	12 57	12 34	12 34
"	Woodsville, N. H.	Due	1 10	113.9	Lyndonville, Vt.	1 36	1 36	1 06	1 06
CP	Woodsville, N. H.	Lv	3 10	3 10	1 50	122.6	St. Johnsbury, Vt.	2 00	2 00	1 30	1 30
"	297.9	Wells River, Vt.	3 40	3 40	2 28	142.1	Wells River, Vt.	2 39	2 39	2 10	2 10
"	317.4	St. Johnsbury, Vt.	Due	4 15	4 15	2 50	Woodsville, N. H.	Lv	6 10	3 10
"	326.1	Lyndonville, Vt.	4 51	4 51	3 30	182.5	Wells River, Vt.	7 45	7 05	4 00	4 00
"	336.7	Barton, Vt.	5 20	5 20	4 00	305.7	Springfield, Mass.	Due	11 15	11 25	7 31	7 40
"	350.9	Newport, Vt.	5 50	5 50	4B30	305.7	Springfield, Mass.	Lv	12m00	11a45	7w43	8 50
QC	350.9	Newport, Vt.	Lv	5 50	5 50	4B30	331.1	Hartford, Conn.	Due	12a33	12a17	8 15	9 22
"	390.9	Sherbrooke, Que.	Due	7 20	7 20	6B35	367.7	New Haven, Conn.	1a32	1a53	9 57	10 13
"	537.9	Quebec, Palais Sta.	12 50	12 50	383.4	Bridgeport, Conn.	2a09	2a42	9x28	10 43
CP	365.2	Richford, Vt.	Due	6 25	6 25	5 02	406.9	Stamford, Conn.	3a06	3a51	10z01	11 14
"	397.9	Farnham	7 20	7 20	6 05	440.0	New York, Grand Cent.	Due	4a05	4a53	10 25	12 00
"	411.6	St. Johns	7 39	7 39	6 32	AM	AM	AM	Noon	
"	440.0	Montreal, Windsor Sta.	Due	8 30	8 30	7 30	

☒ Stops of outbound trains at 125th Street Station, New York, are to take passengers only; of inbound trains to leave passengers only.
 ♦ No checked baggage on this train.
 Hol A—Nov. 22, Dec. 25, Jan. 1 and Feb. 22.
 B Via bus from or to Newport, Vt.
 a Coaches only. Sleeping cars leave Springfield at 1.55 AM due New York, G. C. T. 6.55 AM. On Holiday A morning due New York, G. C. T. 7.30 AM.
 c By connecting train; change at Springfield.
 m By connecting motor coach.
 p Stops only to leave passengers from or to take passengers for White River Jct. and beyond.
 r Stops only to leave from or receive for Montpelier Jct. and beyond.

s Stops to discharge passengers only on Saturdays and Sundays.
 v No baggage checked to or from this station on this train.
 w On Saturdays and Holiday A leave Springfield 8:03 AM; on train 71-5 due Hartford 8:43 AM; New Haven 9:46 AM; Bridgeport 10:21 AM; Stamford 11:11 AM; New York 11:20 AM. Bridgeport and Stamford passengers change cars at New Haven.
 x Stops for passengers to or from St. Albans and beyond.
 z Change trains at New Haven.
 aa Via connecting train leave Meriden 10:59 AM Ex. Sundays; 10:51 AM Sundays. Leave Berlin 11:09 AM Ex. Sundays; 11:01 AM Sundays.

Connecticut River Line

WASHINGTON—NEW YORK—WHITE RIVER JCT.—WOODSVILLE—WHITE MOUNTAINS

Miles	Railroad	Station	Ex Sat Night	Sat & Hol A only	Ex Sat Sun & Hol A	Sun only	Ex Sun	Daily	Ex Sun	Sun only	Daily	Ex Sun	Sun only	Daily	Ex Sun	Sun only	Daily	Ex Sun	Sun only
0.0	PRR	Washington, D. C.	172	52-62	62	66	66	188	54	54	176	80	82	168	56	32-408			
40.1	NYNH&H	Baltimore, Md. Penna. Station	412	709-73	709-73	77	77	188	717	7055	176	79	7059-79	168	703	7051-6051			
108.5	B&M	Philadelphia, Pa., 30th St. Station	73																
135.2		Trenton, N. J.						9v09											
168.5		Newark, N. J.						9v43											
216.6		Newark, N. J.						10v29											
226.6		New York, Grand Central	3 10	6 00	6 10	9 30	9 30	12 30	12 30	12 30	4 00	5 10	5 10	8 25	12 10	1 10			
33.1		Stamford, Conn.		6 10	6 20	9 39	9 39	12 40	12 40	12 40		5 20	5 20		12 20				
41.0		Norwalk and South Norwalk		7 05	6 59	9 w21	9 w21	12h24	12h17	12h17	4 46	5 57	5 57	9 13	1 01				
55.6		Bridgeport, Conn.		7 18	7 12	9 w33	9 w38	12h42	12h29	12h29		6 09	6 09	9 41	1 14	2 07			
72.3		New Haven, Conn.		7 40	7 38	9 w56	9 w53	12 14	1 37	1 37	5 12	6 19	6 28	9 41	1 46	2 28			
90.9		Meriden, Conn.		8 00	8 00	10 52	10 52	12 33	1 55	1 55	5 30	6 37	6 48	9 59	2 04	2 52			
98.2		Berlin, Conn.		6 55	8 08	8 08	10 57	10 57	2 03	2 03		6 42	6 53	10 09	2 20	3 45			
108.9		Hartford, Conn.		7 32	8 41	8 41	10 w51	10 w59	2 30	2 30		7 07	7 20	10 38	2 53	4 24			
134.3		Springfield, Mass.		7 43	8 51	8 51	11 w01	11 w09	2 40	2 40		7 17	7 31	10 38	3 03	4 37			
				8 02	9 09	9 09	11 43	11 43	3 03	3 03		7 33	7 47	11 08	3 45	5 10			
				8 45	9 47	9 47	12 15	12 15	3 35	3 35		8 05	8 19	11 50	4 20	5 55			
				9 30	10y05	10y05	12 35	12 35	3 55	3 55		8 25	8 45	12 07	5 00	6 00			
				10 38	10y55	10y55	1 31	1 31	4 55	4 55		9 24	9 38	12 55	5 47	6 47			
				11 34	11 34	11 34	1 57	1 57	5 32	5 32		10 07	10 20		6 26	7 09			
				12 45	12 45	12 45	3 25	3 25	6 40	7 30									
				11 52	11 52	11 52	2 12	2 12	6 04	5 50		10 20	10 34	1 30	6 43	9 23			
				12 11	12 11	12 11	2 50	2 50	6 25	6 03		10 58	11 15		7 19	9 36			
				12 32	12 32	12 32	3 03	3 03	6 48	6 25		11 27	11 45	2 07	7 41	9 54			
				1 00	1 00	1 00	4 05	4 05	7 20	6 38		10 58	11 14		8 09	10 37			
				1 13	1 13	1 13	3 17	3 17	8 20	8 20		11 42	11 59		9 05	10 25			
				1 28	1 28	1 28	3 33	3 33	7 34	6 52		12 00	12 16		8 35	10 37			
				1 55	1 55	1 55	3 55	3 55	8 15	7 03		12 30	12 45	3 10	8 35	11 00			
				2 45	2 45	2 45	4 15	4 15	9 00			1 45	1 48			11 55			
				2 55	2 55	2 55	4 24	4 24	9 10							12 03			
				3 25	3 25	3 25	4 39	4 39								12 19			
				3 30	3 30	3 30	4 54	4 54	9 25							12 34			
				3 40	3 40	3 40	5 06	5 06	9 35			2 130	2 130			12 47			
				3 55	3 55	3 55	5 12	5 12											
				4 12	4 12	4 12	5 18	5 18	9 50							12 59			
				4 05	4 05	4 05	5 27	5 27	10 00			3 00	3 00						
							5 54	5 54								1 10			
							6 15	6 15								1 47			
							6 39	6 39								2 06			
							7 34	7 34								2 26			
							7 45	7 45											

BELLOWS FALLS—RUTLAND—MONTREAL

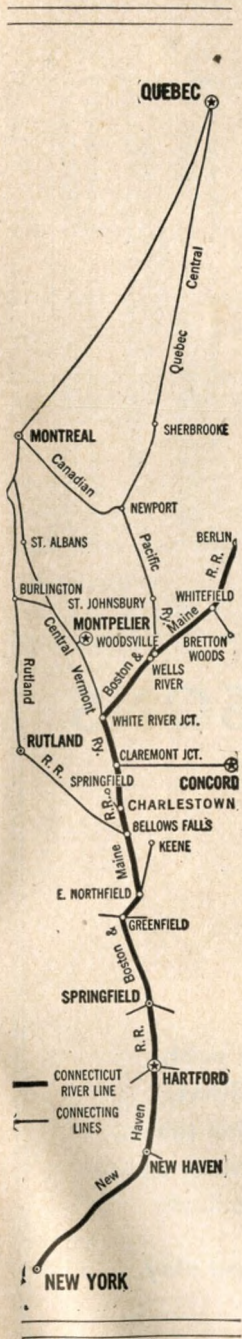
Via The Rutland Railway

Railroad	Miles	Station	Ex Sun	Sat & Hol A only	Ex Sat Sun & Hol A	Sun only	Railroad	Miles	Station	Ex Sun	Sat & Hol A only	Ex Sat Sun & Hol A	Sun only
NY NH & H	0.0	New York, Grand Central	412	52-62	62	66	NY NH & H	0.0	Montreal, Central Station	64	52-146	52-146	52-147
B&M	134.3	Springfield, Mass.	73	709-73	709-73	77	RUT	205.8	Bellows Falls, Vt.	59	78	78	78
RUT	218.3	Bellows Falls, Vt.	165-65	165-65	165-65	143-51	B&M	289.8	Springfield, Mass.	68	80	80	80
	231.6	Chester, Vt.						315.2	Hartford, Conn.				
	245.3	Ludlow, Vt.						351.8	New Haven, Conn.				
	270.5	Rutland, Vt.						368.5	Bridgeport, Conn.				
	303.7	Middlebury, Vt.						391.9	Stamford, Conn.				
	337.8	Burlington, Vt.						424.1	New York, Grand Central				
	375.0	Alburgh, Vt.											
	424.1	Montreal, Central Station											

♦ No checked baggage handled on this train.
 Hol A—Nov. 22, Dec. 25, Jan. 1 and Feb. 22.
 a Change trains at East Northfield.
 b Regular stop until Oct. 14, inclusive, then flag stop.
 c By Vermont Transit Co. bus from Charlestown.
 d Via Greenwood Bus Lines. Rail tickets not accepted. No checked baggage handled.
 e Via Peoples Bus Line from Brattleboro.
 ☒ Stops of outbound trains at 125th Street Stations, New York, are to take passengers only; of inbound trains to leave passengers only.
 i Stops only on signal or on notice to the Conductor.
 g Stops only to leave passengers.
 h Change trains at New Haven.
 k Stops only to leave passengers from south of White River Jct. or to take for north of Woodsville.
 m Change coaches at New Haven.
 v No checked baggage service provided at this station by this train.
 w By connecting train; change at Springfield. y Change trains at Greenfield.

Connecticut River Line

WHITE MOUNTAINS—WOODSVILLE—WHITE RIVER JCT.—NEW YORK—WASHINGTON



Miles	Station	Ex Sat Sun & Hol A only	Sun only	Ex Sun	Sun only	Ex Sun	Daily	Ex Sun	Sun only	Ex Sun	Sun only	Daily	Daily
BOSTON & MAINE RAILROAD													
0.0	Berlin, N. H.	AM	AM	AM	AM	AM	PM	PM	PM	PM	PM	AM	AM
5.6	Gorham, N. H.												
28.6	Whitefield, N. H.												
39.9	Littleton & Bethlehem, N. H.												
50.4	Lisbon, N. H.												
60.4	Woodsville, N. H.												
60.7	Wells River, Vt.	2 20	2 20	2 20									
65.9	Newbury, Vt.												
68.9	Conicut, Vt., Lake Tarleton Club.												
72.8	Bradford, Vt.												
79.7	Fairlee, Vt.												
82.5	Ely, Vt., Fairlee Lake.												
87.0	Thetford, Vt.												
97.0	Norwich, Vt. & Hanover, N. H.	Lv	Lv										
101.1	White River Jct., C. Vt. Ry.	Due	Due										
115.2	Windsor, Vt.												
123.1	Claremont Jct., N. H.												
133.2	Charlestown, N. H.												
140.3	Bellows Falls, Vt.												
155.0	Putney, Vt.												
164.0	Brattleboro, Vt.												
174.6	Keene, N. H.	Lv	Lv										
188.2	East Northfield, Mass.												
224.3	Greenfield, Mass.	Lv	Lv										
224.3	Springfield, Mass.	Due	Due										
NEW HAVEN RAILROAD													
224.3	Springfield, Mass.	Lv	Lv										
250.1	Hartford, Conn.												
260.4	Berlin, Conn.												
267.7	Meriden, Conn.												
286.3	New Haven, Conn.	Lv	Lv										
303.0	Bridgeport, Conn.												
317.6	Norwalk and South Norwalk												
325.5	Stamford, Conn.												
358.6	New York	Due	Due										
361.5	Penna. Sta.	Due	Due										
PENNSYLVANIA RAILROAD													
10.0	Newark, N. J.	Due	Due										
58.1	Trenton, N. J.												
91.4	Philadelphia, Pa., 30th Street Station												
118.1	Wilmington, Del.												
186.5	Baltimore, Md., Penna. Station												
226.6	Washington, D. C.	Due	Due										

CLAREMONT JCT.—LAKE SUNAPEE—CONCORD

Railroad	Miles	Station	Ex Sun	Sun only	Railroad	Miles	Station	Ex Sun
NYNH & H	0.0	New York, Grand Central	AM	AM	B&M	0.0	Concord, N. H.	Lv
"	33.1	Stamford, Conn.	9:27	9:21	"	26.8	Newbury, N. H., Lake Sunapee	Lv
"	55.6	Bridgeport, Conn.	9:59	9:56	"	40.1	Sunapee, N. H.	Lv
"	72.3	New Haven, Conn.	10:57	10:57	"	43.1	Newport, N. H.	Lv
"	108.9	Hartford, Conn.	11:43	11:43	"	56.7	Claremont Jct., N. H.	Due
"	134.3	Springfield, Mass.	12:15	12:15	B&M	56.7	Claremont Jct., N. H.	Lv
B&M	134.3	Springfield, Mass.	12:35	12:35	"	157.9	Springfield, Mass.	Due
"	235.5	Claremont Junction, N. H.	3:17	3:17	NYNH & H	157.9	Springfield, Mass.	Lv
B&M	235.5	Claremont Junction, N. H.	3:20	3:20	"	183.3	Hartford, Conn.	Due
"	249.1	Newport, N. H.	3:53	3:50	"	219.9	New Haven, Conn.	Lv
"	252.1	Sunapee, N. H.	4:03	3:58	"	236.6	Bridgeport, Conn.	Lv
"	265.4	Newbury, N. H., Lake Sunapee	4:17	4:11	"	259.1	Stamford, Conn.	Lv
"	292.2	Concord, N. H.	5:25	5:17	"	292.2	New York, Grand Central	Lv

◆ No checked baggage handled on this train.
 Holiday A—Nov. 22, Dec. 25, Jan. 1 and Feb. 22.

a Change trains at East Northfield.
 b Via Greenwood Bus Lines. Rail tickets not accepted. No checked baggage handled.

c By Vermont Transit Co. bus to Charlestown.

e Stops to take passengers only.

f Stops only on signal or on notice to the conductor.

g Stops only to leave passengers.

h Stops only to take passengers for Greenfield or beyond.

k Stops only to take passengers for Windsor, Vt. and beyond.

☒ Stops of outbound trains at 125th Street Station, New York, are only to take passengers; inbound trains only to leave passengers.

m On Sunday and Holiday A mornings leave New Haven 5:50 AM; due Bridgeport 6:14 AM; Norwalk & South Norwalk 6:31 AM; Stamford 6:41 AM; New York (125th St.) 7:18 AM, G. C. T. 7:30 AM. Coach passengers change at New Haven.

n Change trains at East Northfield, no connection on Sundays.

p Via People's Bus Line. Railroad tickets not accepted.

q Will not run Nov. 12, 22, Dec. 25, Jan. 1 and Feb. 22.

r No checked baggage service provided at this station by this train.

w Leave Springfield at 8:03 AM. x Leave Springfield at 4:25 PM.

y Sleeping car handled from Springfield to New York on train 55; schedule shown in next column.

z Change trains at New Haven.

Via The Hell Gate Bridge Route		Ex Sun	Sun only	Via The Hell Gate Bridge Route		Ex Sat	Sat only
Miles				Miles			
	NYNH&H PRR	189 37	189 37		PRR NYNH&H	46 186	46 186
	NEW HAVEN RAILROAD				PENNSYLVANIA RAILROAD		
•••• Boston	South Station.....Lv	PM 6 00	PM 6 00	0.0	Pittsburgh, Pennsylvania Station...Lv	PM 4 00	PM 4 00
43.8	Back Bay.....	6 05	6 05	14.6	East Liberty, Pa.....	4h11	4h11
70.8	Providence, R. I.....	6 59	6 59	30.8	Greensburg, Pa.....	4 48	4 48
87.6	Kingston, R. I.....	7 26	7 26	76.4	Johnstown, Pa.....	5 49	5 49
106.0	Westerly, R. I.....	7 45	7 45	113.9	Altoona, Pa.....	6 57	6 57
123.8	New London, Conn.....	8 18	8 18	184.1	Lewistown, Pa.....	8 28	8 28
	Old Saybrook, Conn.....	8 40	8 40	244.7	Harrisburg, Pa.....	10 00	10 00
	Springfield, Mass.....Lv	7 00	7 38	280.0	Lancaster, Pa.....	10 37	10 37
25.4	Hartford, Conn.....	7 35	8 17	439.3	New York, Pennsylvania Station.. Due	1 50	1 50
36.1	Berlin, Conn.....	7 49	8 31				
43.4	Meriden, Conn.....	8 01	8 42		NEW HAVEN RAILROAD		
62.0	New Haven, Conn..... Due	8 26	9 10	439.3	New York, Pennsylvania Station...Lv	2 25	2 25
156.8	Bridgeport, Conn.....Lv	9 25	9 25	475.3	Stamford, Conn..... Due	3 32	3 32
173.4	Stamford, Conn.....	9 45	9 45	497.9	Bridgeport, Conn.....	3 56	3 56
196.0	New York, Pennsylvania Station.. Due	10 12	10 12	574.5	New Haven, Conn..... Due	6 55	6 55
232.0		11 00	11 00		New Haven, Conn.....Lv	7 32	7 32
	PENNSYLVANIA RAILROAD			593.1	Meriden, Conn..... Due	7 43	7 43
232.0	New York, Pennsylvania Station...Lv	11 20	11 20	600.4	Berlin, Conn.....	7 57	7 57
391.3	Lancaster, Pa.....	2 00	2 00	611.1	Hartford, Conn.....	8 45	8 45
426.6	Harrisburg, Pa..... Due	2 34	2 34	636.5	Springfield, Mass..... Due		
487.2	Lewistown, Pa.....			547.5	Old Saybrook, Conn..... Due	5 12	5 12
557.4	Altoona, Pa.....			565.3	New London, Conn.....	5 43	5 43
594.9	Johnstown, Pa.....			583.7	Westerly, R. I.....	6 02	6 02
640.5	Greensburg, Pa.....			600.5	Kingston, R. I.....	6 32	6 32
666.7	East Liberty, Pa.....			627.5	Providence, R. I.....	7 40	7 40
671.3	Pittsburgh, Pennsylvania Station.. Due	7 50	7 50		Back Bay.....	7 45	7 45
		AM	AM	671.3	Boston		
					South Station..... Due		

h Stops only to receive passengers.

9-30-51-38

CHECK THESE IMPORTANT REASONS FOR CHOOSING A PLANT SITE IN Southern New England

Fast, dependable, coordinated transportation.
Concentrated consumer population, 58,000,000
within a 500-mile area.
Unexcelled industrial sites available.
Abundant water supply.
Adequate reasonably-priced power.
Thoroughly cooperative communities.

Reasonable taxes and low debt.
Diversified industrial facilities.
Abundance of intelligent skilled labor.
Industry-minded banks for financing.
Able commercial and technical
research agencies.
A good place to live, work and play.

For Further Information Address J. A. CUNNINGHAM

Manager, Industrial Relations

NEW HAVEN RAILROAD

South Station, Boston 10, Mass.

General Offices—New Haven 6, Conn.; Grand Central Terminal, New York 17, N. Y.; South Station, Boston 10, Mass.

PASSENGER TRAFFIC

C. E. WILLIAMS, General Passenger Traffic Manager, Boston, Mass.

W. A. POTTS, Mgr. Fares, Tickets and Redemptions Boston, Mass. R. R. WELKER, Mgr. Passenger Train Service Boston, Mass.
E. J. GRIMES, Jr., Mgr., Baggage, Mail & Express Traffic . Boston, Mass.

FREIGHT TRAFFIC

E. V. MURPHY, General Freight Traffic Manager, Boston, Mass.

F. S. LEDDY, Freight Traffic Manager—Service Boston, Mass. W. J. FILLINGIM, Fuel Traffic Agent Boston, Mass.
M. T. McAULIFFE, General Foreign Freight Agent Boston, Mass.

RATES AND DIVISIONS

R. C. GILL, Freight Traffic Manager, Boston, Mass. and New Haven, Conn. H. D. HARTMANN, Asst. Freight Traffic Manager Boston, Mass.

INDUSTRIAL RELATIONS

J. A. CUNNINGHAM, Manager Industrial Relations Boston, Mass. S. A. BOYER, Assistant Vice President New York, N. Y.
P. E. BENJAMIN, Asst. Manager Industrial Relations Boston, Mass. J. M. GRAHAM, Industrial Agent New York, N. Y.

Passenger and Freight Sales Representatives

Atlanta 3, Ga.—712-13 Healey building—
Phone WALnut 2271—
G. H. Moss, General Traffic Agent.

Boston 10, Mass—
South Station—Phone HUBbard 2-7800
Passenger—
J. V. Whalen, General Passenger Agent
For passenger information call—HUBbard 2-6500
For reservations call—HUBbard 2-6800
Travel Bureau
Waiting Room, South Station—
Phone HUBbard 2-7800

Freight
F. C. Baker, Freight Traffic Manager
J. C. Nagle, General Freight Agent

Bridgeport 3, Conn.—Freight Office, Water Street
and Union Square—Phone 4-0161—
A. F. DeFerrari, District Traffic Agent.
For passenger information and reservations phone
3-1101

Brockton 35, Mass.—Passenger Station, 104 Cen-
tre Street—Phone 8083—
A. C. Dorigan, District Traffic Agent.
For passenger information and reservations phone
172

Buffalo 3, N. Y.—444 Ellicott Square Bldg.
Phone CLEVELand 3242
C. O. Masten, District Traffic Agent.

Chicago 4, Ill.—327 South LaSalle Street—
Phone HARRison 7-6632-7-6633—
V. A. Gust, Western Traffic Manager
J. F. Wallace, General Traffic Agent

Cleveland 14, O.—1799 Union Commerce Bldg.—
Phone MAIN 1-6993—
J. E. Leamy, General Traffic Agent.

Detroit 2, Mich.—3-139 General Motors Bldg.—
Phones TRinity 5-7373-5-7374
R. S. Eaton, General Traffic Agent.

Fall River, Mass.—215 Academy Bldg.—
Cor. So. Main and Pleasant Sts.—Phone 5-7421—
R. F. Foley, District Traffic Agent.
For passenger information and reservations phone
8-5062

Hartford 3, Conn.—Phone—2-6101.
Passenger—Railroad Station.
P. S. Jones, District Passenger Agent.
For passenger information and reservations phone
7-2621

Freight—190 Morgan Street.
J. J. Murphy, Freight Traffic Manager
W. E. Pierce, District Traffic Agent.

Manchester, N. H.—202 Lemay Building
Phone 5-8713
E. F. Cunningham, District Traffic Agent

Middletown, Conn.
Ticket Office, Foot of Saint John Street—Phone
6-3178

New Haven, Conn.—
Railroad Station—Phone 5-0131

Passenger—
R. D. Johnson, General Passenger Agent.
For passenger information and reservations phone
6-0111

Freight—
C. B. Ricker, District Traffic Agent.

New London, Conn.—Union Station—Phone 2-5324
R. J. Duggan, Jr., District Traffic Agent.
For passenger information and reservations phone
2-4465

Newport, R. I.
Ticket Office, 42 Spring Street, Court House Square
Phone 241

New York, N. Y.—Room 3615 Grand Central
Terminal—Phone—MURray Hill 9-3600

Passenger
R. C. Stanley, General Passenger Agent
A. E. Spette, Asst. General Passenger Agent
For passenger information phone MURray Hill
6-9100
For reservations on trains leaving from Grand Cen-
tral Terminal phone MURray Hill 6-5960
For reservations on trains leaving from Pennsylvania
Station phone PENnsylvania 6-2000

Travel Bureau—
Main Waiting Room, Grand Central Terminal—
Phone MURray Hill 6-0773

Freight—82 Willis Ave., New York, 54
Phone Mott Haven 9-5000
S. W. Hutchings, Freight Traffic Manager
H. A. Gigger, General Freight Agent

Norwich, Conn.
Ticket Office, Railroad Station—Phone 215

Philadelphia 2, Pa.—1406 Finance Building—
Phone RITtenhouse 6-4790—6-4791—
W. F. Foley, General Traffic Agent.
Omer McMurray, District Traffic Agent.

Pittsburgh 19, Pa.
J. P. Branagan, Freight Traffic Manager
H. K. Thomas, General Traffic Agent.
2522 Koppers Building—
Phone ATLantic 1-5040-5041.

Portland 4, Me.—477 Congress St.—
Phone 3-3826
E. A. Whiting, District Traffic Agent.

Poughkeepsie, N. Y.—44 Cottage St.—
Phone 6233
R. J. McDermott, District Traffic Agent.

Presque Isle, Me.—284-A Main St.—Phone 7891
G. M. Hill, District Traffic Agent.

Providence 3, R. I.—Passenger Station.
Exchange Terrace—Phone DEXter 1-5700—
Passenger—
W. M. Pearson, District Passenger Agent
For passenger information and reservations phone
DEXter 1-7300

Freight—
C. J. Meskill, General Freight Agent.

St. Louis 1, Mo.—1815 Railway Exchange Bldg.—
Phone CENTral 7289—
W. A. McGinnitey, District Traffic Agent.

San Francisco 5, Cal.—379 Monadnock Building.
681 Market Street—Phone YUKon 6-1025
J. F. Carroll, General Traffic Agent.

Springfield 3, Mass.—1694 Main Street—
Phone 4-4810
G. J. Shea, District Traffic Agent.
For passenger information and reservations phone
4-7341

Waterbury 35, Conn.—Freight Office, 45 Freight
Street—Phone 3-2151—
J. L. Matz, District Traffic Agent.
For passenger information and reservations phone
4-2151

Worcester 8, Mass.—43 Madison Street—
Phone 5-4311—
L. W. Holbrook, District Traffic Agent.
For passenger information and reservations phone
7-5611

Effective


September 30, 1951
EASTERN STANDARD TIME

Effective

September 30, 1951
EASTERN STANDARD TIME

*The New York
New Haven
and Hartford*
RAILROAD CO.

*The New York
New Haven
and Hartford*
RAILROAD CO.



THE SCENIC SHORELINE ROUTE SERVING
NEW YORK AND NEW ENGLAND

THE SCENIC SHORELINE ROUTE SERVING
NEW YORK AND NEW ENGLAND