


# The Scenic Way

BETWEEN THE GREAT LAKES AND THE GOLDEN GATE . . .



A glance at this picture-map shows you why the route of the California Zephyr is famous for the scenic thrills it gives to travelers — the towering Rockies, the High Sierra of California, and the famous Feather River Canyon.

The Vista-Domes make all this scenery easy to see . . . an unobstructed view in all directions.

*Every mile is a scenic thrill, when you ride the California Zephyr!*



A. COTSWORTH, Jr.,  
Passenger Traffic Manager  
547 West Jackson Blvd. • Chicago 6, Illinois



H. F. ENO  
Passenger Traffic Manager  
1531 Stout Street • Denver 1, Colorado



JOSEPH G. WHEELER  
Passenger Traffic Manager  
526 Mission Street • San Francisco 5, California

## Introducing THE CALIFORNIA Zephyr

featuring VISTA-DOME Cars



Daily between


CHICAGO - DENVER - SALT LAKE CITY - SAN FRANCISCO

*Travel at its  
luxurious  
best..*

**VISTA-DOMES...**

**OUTSTANDING FEATURE  
OF THE CALIFORNIA ZEPHYR**

*offer you a  
penthouse view*



● The new California Zephyr brings exciting innovations to train travel. This transcontinental luxury train—Diesel-powered, streamlined and built of gleaming stainless steel—provides new thrills and new pleasure to the fortunate travelers who ride it.

As you tour the California Zephyr, you'll discover extra comfort and convenience in coaches, as well as in the sumptuous sleeping and lounge cars.

Each of the six California Zephyrs, required to provide the daily service, consists of a lounge-observation car with Vista-Dome . . . three all-room sleeping cars (one between New York and San Francisco) . . . a distinctively-styled car with sixteen semi-private sections . . . a dining car . . . a buffet-lounge and three coaches each with Vista-Dome . . . and a Diesel locomotive. Radio and recorded music provide choice programs. A public-address system permits

\*Vista-Dome cars embody the outstanding features of designs conceived by General Motors.

special announcements throughout the train. Hostess service is provided by a uniformed Zephyrette. Valet service may be obtained through the porters.

By far the most distinctive of many innovations are the spacious Vista-Domes\*, built into the roofs of each of the three coaches, lounge-observation and buffet-lounge cars.

In each of the five air-conditioned Vista-Domes, enclosed in glare-resistant glass, are 24 deep-cushioned seats. Here passengers may ride in comfort and enjoy a complete view in every direction. There is no extra charge and seats in the Vista-Domes are not reserved.

The Vista-Dome affords a marvelous opportunity for camera fans—the best results being secured by using twice the normal exposure time.

### THE CALIFORNIA ZEPHYR—

**Scheduled to show you the wonders  
of this scenic route in daylight hours**

The California Zephyr has been carefully scheduled to provide convenient arrival and departure times . . . and to show all the wonders of this scenic route in daylight hours.

**WESTBOUND**—the Zephyr leaves Chicago in mid-afternoon, arriving at mile-high Denver about breakfast-time the next morning. Gliding through the mighty Colorado Rockies, the train arrives at Salt Lake City in the late evening. Early next morning the Zephyr enters California through Beckwourth Pass, in the heart of the majestic Sierra Nevada, and then follows the spectacular Feather River (Rio de las Plumas) through the famous Feather River Canyon, one of the highlights of the

trip. Oakland, San Francisco and the Golden Gate are reached in the afternoon.


**EASTBOUND**—the Zephyr leaves San Francisco and Oakland in the morning, traversing the Feather River Canyon and the Sierra before dusk, arriving at Salt Lake City in the early morning. After a glorious all-day trip through the Rockies, the Zephyr arrives in Denver early in the evening and leaves immediately on the overnight trip to Chicago, arriving soon after noon of the following day.

**NO EXTRA FARE on the CALIFORNIA ZEPHYR**



# Rest and Relax IN THE VISTA DOME

## LOUNGE-OBSERVATION CAR



● The spacious and luxurious lounge-observation car furnishes congenial lounging facilities, on three different levels, for as many as fifty passengers.

The "main floor" lounge, within the gracefully-rounded observation end, offers deeply-cushioned occasional chairs and settees.

Carpeted and individually-lighted steps from the lounge lead to the distinctive Vista-Dome. Nestled beneath the Dome is a buffet in which are served cool, refreshing beverages . . . another delightful rendezvous in which to speed the miles and minutes.

Forward from the buffet are three double bedrooms and a drawing-room, each having enclosed toilet facilities.

## Sleep IN THE LUXURIOUS PRIVACY OF YOUR OWN ROOM

● The California Zephyr has three luxurious all-room cars, each having six double bedrooms and ten roomettes and a distinctively-styled car with sixteen semi-private sections — two of which are 6 feet 8 inches long, "tailor-made" for the tall traveler.

Each of the rooms has a private lavatory, circulating, electrically-refrigerated drinking water, radio, individual temperature control and 110-volt outlets for electrical appliances. Bedrooms and roomettes have double-width windows and the roomette bed can be lowered when door is closed. Various combinations of rooms can be arranged en suite.

The color harmony in the all-room cars is a restful blending of rose-tan, petal beige and shades of gray in combination with ashes of roses and soft greens. In the semi-private section car, rose-tan, Norway blue, gray-blue, petal beige and green predominate.



## Enjoy Warm Hospitality

### THIS CHEERFUL DINER ADDS ZEST TO YOUR MEAL

● You will enjoy delicious meals in a congenial, hospitable atmosphere when you eat in this beautiful diner. The main dining room seats thirty-two. In addition, there are four cozy semi-private dining nooks, each accommodating four people.

Restful, fluorescent lighting lends enchantment to the blended pastels of walls and ceiling. Chairs are upholstered in rose-red leather, carpeting is pale green. Green Venetian blinds and red, green and cream drapes blend with the over-all beauty of the car.

Telephone connection with the lounge-observation car enables passengers to make table reservations.

In the gleaming, stainless steel kitchen, fine foods are expertly blended into delicious meals. An "air curtain" at entrance to the pantry dissipates kitchen odors and heat.




## Sip and Snack... IN THE BUFFET-LOUNGE CAR

● The buffet-lounge car provides a cosmopolitan rendezvous for travelers.

The sip and snack lounge is located beneath the Vista-Dome. Intimate built-in sofas give social seating arrangements for guests. The radio provides soft background music and adds to the genial atmosphere.

In the forward end of this car, directly connected with the lounge, is the buffet with accommodations for 19. Here, friends may gather for a snack or to converse without disturbing early-retiring passengers. Sandwiches, coffee and cool, refreshing beverages are served.



## New refinements, conveniences, luxuries IN THESE VISTA-DOME COACHES



● Vista-Dome coaches bring new thrills to travelers . . . new comfort and convenience, too, at thrifty coach fares.

Three roomy cars each provide 46 seats on the main floor — all reserved and assigned in advance. The deep-cushioned, reclining chairs have folding arm rests and adjustable leg and foot rests. Soft pillows and dimmed lights bring added relaxation to sleeping hours. There are coach accommodations for the exclusive use of women and children.

The Vista-Domes are similar to the one in the lounge-observation car — each having accommodations for 24 passengers. All coaches are fully-carpeted; have mist-proof, double-width windows with sills at elbow height, restful fluorescent lighting and spacious dressing rooms with modern appointments.

## Diesel Powered FOR SMOOTH, EFFORTLESS SPEED

● Housed in the locomotive of the California Zephyr are several V-type, 2-cycle Diesel engines and direct-connected generators which furnish the electricity for the motors that propel the train. Each of the Diesel engines can be operated independently. Thus, any one unit can be shut down for maintenance or repair without interrupting the operation of the train.

The smooth starting and stopping of the train comes from a combination of Diesel power, tight-lock couplers which eliminate slack between cars, roller-bearings, and electro-pneumatic disc brakes. Hydraulic shock-absorbers, resilient rubber cushioning and other unseen innovations combine to provide riding qualities which completely dissipate the sensation of high speed within the cars.

