

UNION PACIFIC

UNION PACIFIC



Railroad

TIME TABLES



Railroad

TIME TABLES

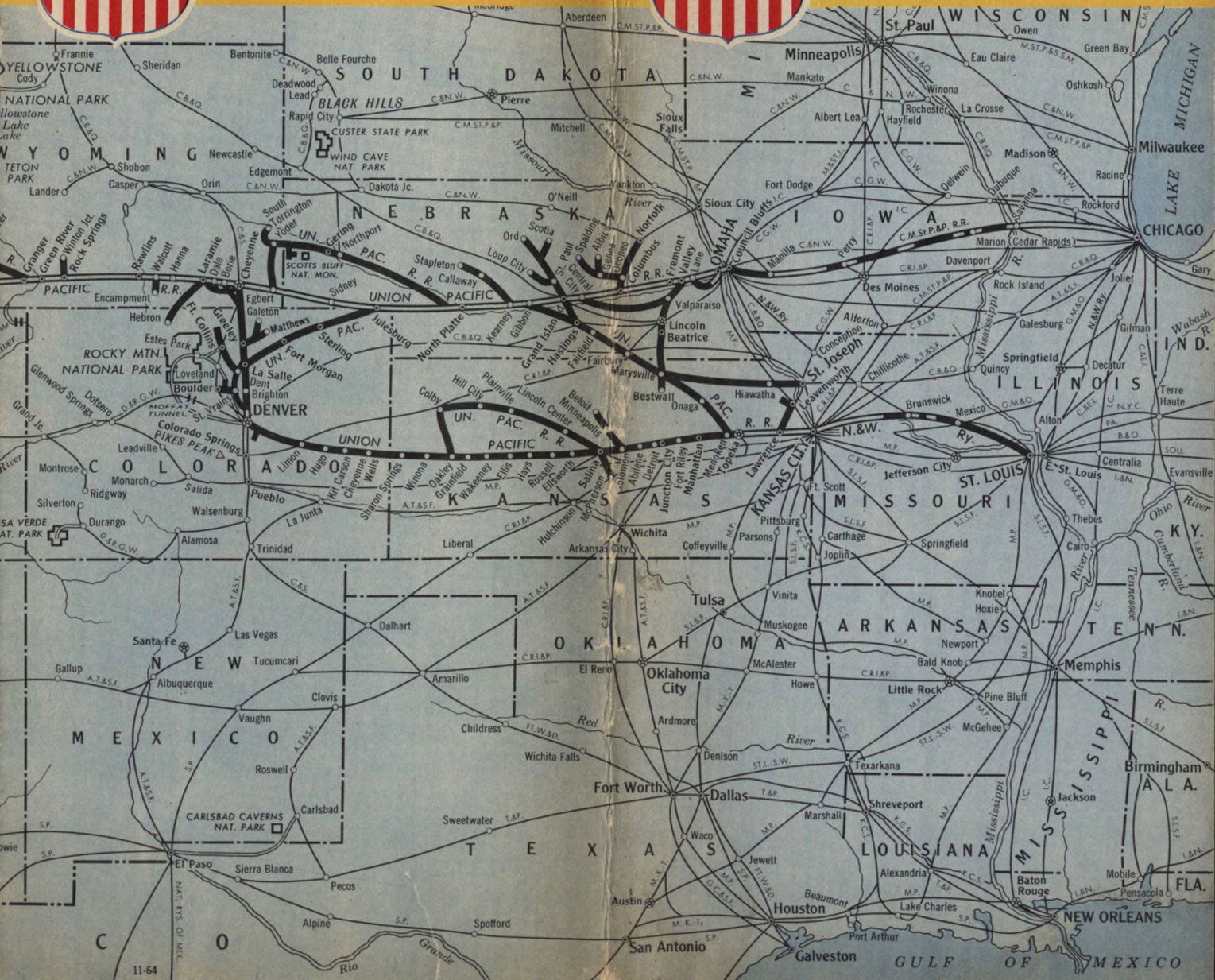


TABLE OF CONTENTS

Section	Page	Section	Page
Index to Union Pacific Stations.....	3 to 5	Address of Principal Union Pacific Stations.....	28
Equipment of Through Trains.....	6 to 14	Reserved Coach Seat Charges.....	28
Condensed Train Schedules.....	6 to 14	One Way Railroad Fares.....	29
Complete Train Schedules.....	15 to 25	Round Trip Railroad Fares.....	30 and 31
Connecting Bus Lines at East Los Angeles.....	18	Sleeping Car Charges.....	32 and 33
Connecting Bus Lines Service.....	26	Sleeping Car Seat Fares.....	33
		Union Pacific Representatives.....	34 and 35

INFORMATION

It is advisable to always check in advance at the local station the departure time shown on your Sleeping Car ticket or ticket envelope to make sure there has been no schedule change.

Miles shown on **mile posts** read westward from Council Bluffs, Iowa. Miles shown herein are from Omaha, Nebraska. (Variance approximately 3 miles.)

Time from midnight to noon inclusive, is indicated by light face type; **from noon to midnight inclusive, by dark face type.**

Any person who, because of mental, physical or other **disability**, is incapable of properly caring for himself or herself, will be received as a passenger **ONLY** when accompanied by a competent attendant.

On trains that carry **chair car porters**, there is no charge for the services of the porter. There is a nominal charge for pillows.

Children under 5 years of age ride free, when accompanied by parent or guardian; 5 years of age and under 12, pay **half fare**; 12 years of age and over, pay full fare.

Should any question or difference of understanding arise with agents or conductors as to **proper fare** or ticket privileges, please pay fare requested, take receipt, and communicate with Passenger Traffic Manager, Omaha, Nebr. 68102.

Tickets unused or partly used, will be redeemed under tariff regulations at proper value. Passenger will be charged the lowest possible fare for the service actually used and refunded the difference between this and the purchase price. Consult any Union Pacific office or write to Passenger Traffic Mgr., Omaha, Nebr. 68102.

Stopovers are permitted at all points where trains are scheduled to stop, within final limit of tickets, by notifying conductor.

Many attractive **side trips** and optional routes are available. Ask your local Agent or any Union Pacific representative for details.

Tickets reading via Union Pacific Railroad, with certain exceptions, will be honored by Greyhound Bus Lines between any two points between which Greyhound Bus Lines and the Union Pacific Railroad both operate.

You are requested to purchase your tickets before boarding the train.

At Chicago the Transfer coupon on a through railroad ticket entitles the holder, without additional charge, to have himself and hand luggage transferred in a Railroad Transfer Service car from his incoming to his outgoing station. Or, when there is at least a 3-hour interval between arrival of train in Chicago and scheduled departure time from outgoing station, Railroad Transfer Service will transfer such luggage to the passenger's outgoing station where it can be claimed at the parcel check room. The charge for this service is the usual parcel checking fee plus a 25 cent charge made by the Railroad Transfer Service for each bag or parcel.

IDENTIFY YOUR BAGGAGE by marking or tagging each piece, both inside and out with your name and permanent address. This is a wise precaution whether baggage is to be checked or taken with you on the train.

Ask Ticket or Baggage Agent for free **ADDRESS LABELS**.

For the convenience and comfort of themselves and others, passengers are requested to check their **hand baggage** whenever possible, except that actually needed for personal use enroute. No responsibility is assumed for unchecked articles left in stations, on platforms or in cars.

Checkable Baggage consists of wearing apparel, toilet articles and such personal effects as the passenger may need for use on the trip.

Money, jewelry, negotiable papers, liquids, fragile or perishable articles, radios, typewriters, dishes and household goods are examples of some of the articles not checkable as baggage. Consult Agent.

One hundred and fifty (150) pounds of baggage, not exceeding one hundred dollars (\$100.00) in value, may be checked on each adult ticket, and one-half those amounts in connection with children's half-fare tickets. The charge is only 25 cents for each hand bag, 50 cents for each trunk. Family fare plan tickets, provide for checking of three hundred (300) pounds of baggage, not exceeding two hundred dollars (\$200.00) in value, regardless of number of passengers for which the ticket is issued, at the same nominal charge.

Passengers have the privilege of declaring additional value on checked baggage, not to exceed a total of \$2500.00, upon payment of a nominal charge, or of purchasing St. Paul Fire & Marine Insurance Company baggage insurance in any amount. Consult Agent.

Dogs and other small household pets may be transported in baggage cars subject to tariff regulations or they may be taken into room accommodations, when in suitable containers, subject to company regulations.

Handling of dogs and pets in baggage cars on streamliner trains is necessarily restricted. Consult agent for details.

No single piece of baggage exceeding 300 pounds in weight, or single shipment in excess of \$2500.00 in value, will be checked. **Exception:** Boxes of heavy or corrugated pasteboard are limited to a gross weight of 50 pounds each.

All baggage should be marked plainly on outside with name and address of owner.

The Domeliner, Streamliner and Challenger trains do not handle checked baggage, remains and pets, to or from many intermediate points where passengers may board or detrain. It is suggested you check your baggage 24 hours in advance of your own departure. Consult agent or passenger representatives for details.

In case of **Lost Articles**, communicate with Manager, Mail, Baggage & Express Traffic, Omaha, Nebraska 68102.

Union Pacific Railroad is not responsible for errors in time tables, inconvenience or loss resulting from **delayed trains**, failure to make connections, air conditioning failures, or emergency substitutions in equipment. Schedules, consists and designations of trains shown in this folder are subject to change without notice.

INDEX OF CONDENSED THROUGH TIME TABLES

BETWEEN AND	TABLE	BETWEEN AND	TABLE	BETWEEN AND	TABLE
Chicago—		Kansas City.. Reno, San Francisco	G	Salt Lake City, Cedar City, Las Vegas, Pasadena, Los Angeles	A—E
Omaha... Los Angeles, Pasadena, Las Vegas, Cedar City, Salt Lake City, Ogden, Cheyenne	A	Denver... Sun Valley, Boise, Portland, Tacoma, Seattle	H	Reno, San Francisco	B—G
San Francisco, Reno, Ogden, Cheyenne	B	Spokane... Pocatello-Yellowstone, Teton	K	Boise, Portland, Tacoma, Seattle	T
Seattle, Tacoma, Portland, Boise, Sun Valley, Pocatello-Yellowstone, Teton	D	Denver... Ogden, Salt Lake City	J	Denver... Pocatello-Yellowstone, Teton	J
Denver, North Platte	C	Cedar City, Las Vegas, Los Angeles, Pasadena	E	Butte... Spokane	O
Spokane... Pocatello-Yellowstone, Teton	S	Reno, San Francisco	G	Sun Valley... Los Angeles	R—T
	L	Sun Valley, Boise, Portland, Tacoma, Seattle	F	Seattle... Tacoma, Portland	W
Kansas City... Denver, Ogden, Salt Lake, Cedar City, Las Vegas, Pasadena, Los Angeles	E	Denver... Spokane, Pocatello-Yellowstone, Teton	K	Spokane... Sun Valley, Los Angeles	E—R

INDEX TO UNION PACIFIC STATIONS

Each Time Table is numbered. The numbers opposite the Stations are the numbers of the time tables in which the stations are shown. Stations marked **■** are located on Divisions indicated by table numbers, but are not shown in folder tabs.

Table No.	Table No.	Table No.	Table No.	Table No.	Table No.	Table No.	Table No.
Aberdeen, Idaho... 56	■Acalaon, Colo... 24	Bayard, Nebr., (See So. Bayard)... 42	Bonner Springs, Kans... 24	Byers, Colo... 24	Cedar City, Utah... A, E, 3, 6	Codell, Kans... 28	■Curry, Idaho... 60
Aberdeen Jct., Ida... 56	■Ash, Wash... 74	Beattie, Kans... 53	Bonneville, Ore... 20	Byrne, Idaho... 57	■Cedar Point, Colo... 24	Cokeville, Wyo... 20	■Curvo, Utah... 2
Abilene, Kans... G, H, 24	■Ashby, Wash... 74	■Beatty, Idaho... 20	■Boone, Nebr... 48		Cedar Rapids (Marion), Iowa... 1	Coker, Nebr... 42	■Cutler, Utah... 5
Acequia, Ida... 60, 61	Ashville, Kans... 26	Ashton, Idaho... 40	■Borah, Idaho... 20		Cedar Rapids	Colby, Kans... 28	
Acoma, Nev... 3	Aspen, Wyo... 2	■Beekwith, Wyo... 20	■Borden, Utah... 3		Central City, Nebr... 33	Colfax, Calif... 14	
■Acton, Wash... 78	Assaria, Kans... 27	Belgrade, Nebr... 46	■Border, Wyo... 20		Central City, Nebr... 1, 17, 45	Colfax, Wash... 76, 76A, 84	
Adams, Ore... 84	Athena, Ore... 84	Bell, Calif... 17	Borie, Wyo... 2		Central Ferry, Wash... 77	■Collins, Idaho... 56	
Adelaide, Idaho... 20	■Atkinson, Utah... 32	Bellevue, Idaho... 69	Bosler, Wyo... 2		Centralia, Wash... W, 20A	Collinston, Utah... 36	
Agate, Colo... 24	■Attalia, Wash... 74, 78	Belmar, Nebr... 42	■Boulder, Ore... 20		Chapman, Kans... H, 24	■Collopy, Idaho... 20	
■Alken, Idaho... 56	Atwood, Colo... 17	Beloit, Kans... 26	Boulder City, Nev... 10		Chapman, Nebr... 88	Collyer, Kans... 24	
Albany, Wyo... 33	Auburn, Calif... 14	■Belt, Idaho... 39, 57	Boulder, Utah... 3		■Chafee, Wash... 78	Colton, Calif... 3	
■Albertson, Wash... 76	Auburn, Wash... 20A	■Belvidere, Idaho... 67	■Boyd Lake, Colo... 18		■Champiin, Utah... 3	■Colton, Nebr... 1	
Albin, Wyo... 42	Ault, Colo... 30	Belvidere, Nebr... 52	Boyer, Colo... 24		Chapman, Kans... H, 24	■Columbia, Nebr... A, B, C, D, 1, 17, 44, 46, 47	
Albion, Nebr... 47	■Avon, Utah... 12	Belve, Kans... 24	Bracken, Nev... 3		Chapman, Nebr... 40	Como, Wyo... 2	■Daggett, Calif... 3
■Albion, Wash... 76	Axtell, Kans... 53	Beld, Ore... 86	■Bradley, Idaho... 79		Chapman, Nebr... 1, 17	■Concrete, Ida... 73	■Dale, Wyo... 2
■Alda, Nebr... 1, 17	Ayer, Wash... K, 74, 76, 77	■Benicia, Calif... 14	Brady, Nebr... 1, 17		Chappell, Nebr... 1	Contact, Nev... 60	■Daley's Ranch, Wyo... 2
Alexander, Ida... 20		Bennett, Colo... 24	Brainard, Nebr... 45		Chatcolet, Idaho... 79	■Cooper, Colo... 17	Dallas, Ore... D, F, T, U, 20, 74, 86
Alexandria, Nebr... 52		Bennington, Kans... 26	Bridal Veil, Ore... 20		Chehalis, Wash... W, 20A	■Corinne, Utah... 38	Damar, Kans... 28
■Alfalfa Center, Nebr... 1		■Benson Jct., Utah... 37	Bridgeport, Kans... 27		■Chemung, Colo... 24	■Cork, Calif... 3	Dana, Wyo... 2
Allioli, Ore... 72		Benton City, Wash... 78	Bridger, Wyo... 2		Cheney, Wash... K, 74	■Cornett Jct., Wyo... 2	Dannebrog, Nebr... 49
■Allendale, Idaho... 68		Beowawe, Nev... 14	Brigham City, Utah... 36, 38		■Chester, Idaho... 39	■Cornish, Utah... 36	■Darknell, Wash... 76, 79
Almota, Wash... 77		Berger, Idaho... 60	Brighton, Colo... 17, 30		■Cheston, Wash... 29	■Corral, Idaho... 65	Darlington, Idaho... 56
■Alpowa, Wash... 77		Berkeley, Calif... B, G, E, 14	Broadwater, Nebr... 42		■Chew, Wash... 74, 76	■Cosgriff, Wyo... 20	■Darlow, Colo... 18
■Altair, Kans... 28		Beryl, Utah... 3	■Brockhoff, Nebr... 42		Cheyenne, Wyo... A, B, D, E, F, G, J, K, L, S, 1, 2, 3, 14, 17, 20, 30, 42	Cotesfield, Nebr... 48	Darr, Nebr... 1
Altamont, Wyo... 2		Bessien, Idaho... 20	Brookville, Kans... 24		Chicago, Ill... A, B, C, D, L, S, 1, 3, 14, 17, 20	Cottier, Wyo... 42	Davenport, Nebr... 52
■Amalgia, Idaho... 60		Beverly, Kans... 28	■Brown, Nev... 3		■Chubbuck, Idaho... 36	■Cotton, Idaho... 36	David City, Nebr... 45
American Falls, Ida... 20		■Biekel, Idaho... 60	■Brown, Utah... 36		■Church Buttes, Wyo... 2	■Cottonwood, Idaho... 77	Davis, Calif... 14
American Fork, Utah... 5		■Big Eddy, Idaho... 67	■Brownson, Nebr... 1		■Cimarron, Wash... 74, 76	Council Bluffs, Ia... 1, 17	Davis Jct. (Rockford) Ill... 1
■Ames, Nebr... 1, 17		Biggs, Ore... 20	■Broxon, Idaho... 20		Chyenye, Wyo... A, B, D, E, F, G, J, K, L, S, 1, 2, 3, 14, 17, 20, 30, 42	Cow Creek, Wyo... 34	Dayton, Idaho... 36
Amherst, Nebr... 43		■Biggs Jct., Ore... 86	Brule, Nebr... 1, 17		■Chubbuck, Idaho... 36	■Cowlies, Wash... 74	Dayton, Wash... 84
■Amsterdam, Ida... 60		Big Springs, Nebr... 1, 17	■Bruun, Ore... 20		■Church Buttes, Wyo... 2	Cozad, Nebr... 1, 17	Declo, Idaho... 62
Anaheim, Calif... A, E, 3, 9		■Birdwood, Nebr... 17	Bryan, Wyo... 2		■Clayton, Nebr... 52	■Craig Jct., Idaho... 77	Deer Trail, Colo... 24
■Anan, Nebr... 52	■Bach, Idaho... 36	Bishop, Wash... 77	Bryce Canyon Park, Ut. (See Cedar City, Ut)		■Clayton, Nebr... 52	■Craighton, Idaho... 77	Deeth, Nev... 14
■Anderson, Idaho... 36	■Badger, Nebr... 54	■Bitter Creek, Wyo... 2	■Bryman, Calif... 3		■Clayton, Nebr... 52	■Crane, Ore... 70	Delaplain, Nev... 60
■Ankeny, Wash... 74	■Badgad, Colo... 24	Black Buttes, Wyo... 2	■Buck Creek, Kans... 24		■Clayton, Nebr... 52	■Crane, Ore... 70	Dall, Mont... 36
■Antelope, Wyo... 2	■Baileyuya, Nebr... 42	■Blackfoot, Ida... O, 36, 56	Buckingham, Ida... 71		■Clayton, Nebr... 52	■Crest, Wash... 76	Dalphos, Kans... 26
Apex, Mont... 36	Baker, Ore... D, F, R, T, 20	■Black Lake, Idaho... 79	Bucoda, Wash... 20A		■Clayton, Nebr... 52	■Crestline, Nev... 3	Delta, Utah... 3
■Applaton, Idaho... 61	■Balta, Kans... 17	Black Rock, Utah... 3	Buda, Nebr... 1		■Clayton, Nebr... 52	■Crestline, Nev... 3	■Dent, Colo... 18
■Apple Valley, Ida... 20	■Balzac, Colo... 17	■Black Wolf, Kans... 24	Budge, Idaho... 61		■Clayton, Nebr... 52	■Crestline, Nev... 3	Denver Colo... C, E, F, G, H, J, K, L, 3, 14, 17, 20, 24, 30
■Ara, Colo... 42	Bancroft, Idaho... 20	■Black's Creek, Ida... 20	Buena, Wash... 78		■Clayton, Nebr... 52	■Crestline, Nev... 3	■Devil's Slide, Utah... 2
■Arapahoe, Colo... 24	Bannock, Idaho... 20	■Blaine, Idaho... 65	Buffalo Park, Kans... 24		■Clayton, Nebr... 52	■Crestline, Nev... 3	Dewey, Utah... 36
■Arcadia, Ore... 20	■Barclay, Nev... 3	Blalock, Ore... 20	Buford, Wyo... 2		■Clayton, Nebr... 52	■Crestline, Nev... 3	■De Woff, Idaho... 20
■Archer, Wyo... 2	■Barite, Ida... 69	Blaser, Idaho... 20	Buhl, Idaho... 60, 61		■Clayton, Nebr... 52	■Crestline, Nev... 3	Dexter, Nebr... 17
■Arco, Idaho... 56	■Barlow, Idaho... 58	Bliss, Idaho... 20, 61	■Bullard, Nebr... 42		■Clayton, Nebr... 52	■Crestline, Nev... 3	■Diamond, Wash... 76
■Arcola, Kans... 24	■Barnhart, Ore... 20	Bloom, Utah... 3	Bunker Hill, Kans... 24		■Clayton, Nebr... 52	■Crestline, Nev... 3	Dietrich, Idaho... 20
■Ardon, Nev... 3	■Barretts, Mont... 36	Blue Canyon, Calif... 14	Burley, Ida... 60, 61, 62		■Clayton, Nebr... 52	■Crestline, Nev... 3	Dillon, Mont... O, 36
■Arenia, Colo... 24	■Barrimore, Idaho... 61	■Bly, Calif... 3	■Burman, Idaho... 65		■Clayton, Nebr... 52	■Crestline, Nev... 3	Dingie, Idaho... 20
■Armo, Idaho... 36	■Bartow, Calif... E, 3	Boardman, Ore... 20	Burns, Wyo... 1		■Clayton, Nebr... 52	■Crestline, Nev... 3	Dishman, Wash... 76, 79
■Arling, Idaho... 67	■Bartello, Calif... 3	Boelus, Nebr... 49	■Burns, Ore... 70		■Clayton, Nebr... 52	■Crestline, Nev... 3	Divide, Mont... 36
■Arlington, Ore... D, 20	■Basin, Calif... 3	Bogue, Kans... 28	■Burrington, Utah... 5		■Clayton, Nebr... 52	■Crestline, Nev... 3	Dix, Nebr... 1
■Armstrong, Wash... 76	■Baskin, Utah... 2	Bossie, Ida... D, F, R, S, T, 20, 67	Bushnell, Nebr... 1		■Clayton, Nebr... 52	■Crestline, Nev... 3	■Dixie, Wash... 84
■Arnold, Nebr... 43	■Bassett, Idaho... 36		Butte, Mont... O, 36		■Clayton, Nebr... 52	■Crestline, Nev... 3	
■Aroya, Colo... 24	■Battle Mtn., Nev... 14				■Clayton, Nebr... 52	■Crestline, Nev... 3	
■Arrow, Idaho... 77	■Baxter, Wyo... 2				■Clayton, Nebr... 52	■Crestline, Nev... 3	

CHICAGO — SAN FRANCISCO—via Omaha

WESTBOUND
Read Down

EASTBOUND
Read Up

	Domeliner City of San Francisco 103- SP 101 ● Dly Example	Table B Condensed Schedules All Trains Daily	Domeliner City of San Francisco SP 102- UP 104 ● Dly Example	
		C. M. St. P. & P.		
	6.00 SUN	Lv Chicago (C.S.T.)	Ar 11.59 TUE	
	8.28 "	Lv Savanna	Ar 9.20 "	
	10.01 "	Lv Marlon (Cedar Rapids)	Ar 7.54 "	
	12.02 MON	Lv Perry	Ar 5.38 "	
	2.30 MON	Lv Omaha	Lv 3.30 TUE	
		Union Pacific		
	2.55 MON	Lv Omaha	Ar 3.00 TUE	
	5.05 "	Lv Fremont	Ar 12.35 TUE	
	5.05 "	Lv Columbus	Ar 10.25 MON	
	7.10 "	Lv Grand Island	Ar 9.10 "	
	6.15 "	Lv Kearney	Ar 7.14 "	
	7.59 "	Lv North Platte (C.S.T.)	Ar 5.40 "	
	9.45 "	Lv North Platte (M.S.T.)	Ar 5.10 "	
	10.45 "	Lv Sidney	Ar 3.50 "	
	12.08 "	Lv Cheyenne	Ar 2.06 "	
	1.55 "	Lv Cheyenne	Ar 12.10 "	
	3.42 "	Lv Laramie	Ar 11.50 "	
	4.15 "	Lv Rawlins	Ar 11.45 "	
	4.25 "	Lv Rock Springs	Ar 10.05 "	
	6.10 "	Lv Green River	Ar 8.35 MON	
	8.00 MON	Lv Green River		
		Lv Evanston		
		Lv Ogden (M.S.T.)		
		Southern Pacific		
	8.30 MON	Lv Ogden (M.S.T.)	Ar 8.05 MON	
	5.30 TUE	Lv Reno (P.S.T.)	Ar 9.07 SUN	
	6.25 "	Lv Truckee	Ar 8.05 "	
	10.30 "	Lv Sacramento	Ar 4.25 "	
	10.45 "	Lv Sacramento	Ar 4.15 "	
	12.57 "	Lv Berkeley	Ar 2.15 "	
	1.15 "	Lv Oakland (16th St.)	Ar 2.05 "	
	1.45 TUE	Lv San Francisco (P.S.T.)	Ar 1.30 SUN	

NO. 103-SP 101; SP 102-UP 104 — Domeliner CITY OF SAN FRANCISCO — DAILY

Trains run via C. M. St. P. & P. Chicago—Omaha; U. P. Omaha—Ogden; S. P. Ogden—San Francisco.

Coach Seat Reservation Charge — See Page 28.

- Dome Lounge Car ⊙.....Chicago—Ogden.
- Streamlined Sleeping Car . Chicago—San Francisco—Double Bedrooms, Roomettes.
- Reclining Seat—
Leg Rest Coach..... Chicago—San Francisco—all seats reserved.
Cheyenne—San Francisco (No. 9-10 — From Kansas City—leg rest seats, all reserved).
- Cafe Lounge Car Omaha—Ogden; Ogden—San Francisco—moderately priced meals and lounge for coach passengers.
- Dome Dining Car..... Chicago—Ogden—club and a la carte service.
- Dining Car..... Ogden—San Francisco—club and a la carte service.

Passengers use Motor Bus between trainside at Oakland (16th Street) and San Francisco (3rd and Townsend Station) via the Bay Bridge, affording a panoramic view of the San Francisco Bay area.

- ⊙ These lounge cars are for exclusive use of sleeping car passengers. The City of San Francisco has a lounge car for coach passengers.
- ⊕ Subject to Southern Pacific special "City of San Francisco" charge.
- Limited handling of checked baggage on this train; consult agent.

- ⊕ Conditional stop; see Table I.
- (C.S.T.) Central standard time.
- (M.S.T.) Mountain standard time.
- (P.S.T.) Pacific standard time.

Time from 12:01 midnight to 12:00 noon shown in light face type.

Time from 12:01 noon to 12:00 midnight shown in heavy face type.

CHICAGO—OMAHA—DENVER

WESTBOUND
Read Down

EASTBOUND
Read Up

	Advance Coach Seat Reservations Required	City of Denver 105-111 Example	Table C Condensed Schedules All Trains Daily	City of Denver 112-106 Example	Advance Coach Seat Reservations Required
			C. M. St. P. & P.		
		3.00 SUN	Lv Chicago (C.S.T.)	Ar 10.15 MON	
		11.25 "	Lv Omaha	Ar 1.50 "	
			Union Pacific		
		11.50 SUN	Lv Omaha (C.S.T.)	Ar 1.30 MON	
		12.31 MON	Lv Fremont	Ar 12.39 "	
		1.24 "	Lv Columbus	Ar 12.01 "	
		2.50 "	Lv Grand Island	Ar 11.05 SUN	
		3.32 "	Lv Kearney	Ar 10.19 "	
		5.35 "	Lv North Platte (C.S.T.)	Ar 8.55 "	
		4.50 "	Lv North Platte (M.S.T.)	Ar 7.15 "	
		6.01 "	Lv Ogallala	Ar 5.55 "	
		6.51 "	Lv Julesburg	Ar 4.53 "	
		8.20 "	Lv Sterling	Ar 3.33 "	
		9.15 MON	Lv Fort Morgan	Ar 2.45 SUN	
			Lv La Salle		
			Lv Denver (M.S.T.)		

NO. 105-111;112-106— CITY OF DENVER—DAILY

Trains run via C. M. St. P. & P. Chicago—Omaha; U. P. Omaha—Denver

- Streamlined Sleeping Car . Chicago—Denver— Roomettes, Double Bedrooms.
- Reclining Seat—
Leg Rest Coaches..... Chicago—Denver (all seats reserved).
Omaha—Denver (all seats reserved).
- Cafe-Lounge Car..... Chicago—Denver Meal service, and beverages.

- ⊕ Stops to let off or take paying passengers to or from points where these trains are regularly scheduled to stop.
- ⊙ No. 111 stops to take paying passengers for Denver and beyond, or to let off paying passengers from Omaha or beyond; No. 112 stops to take paying passengers for Omaha or beyond or to let off paying passengers from Denver or beyond.
- (f) Stops only on signal.

(C.S.T.) Central Standard time. (M.S.T.) Mountain Standard time.
Time from 12:01 midnight to 12:00 noon shown in light face type.

Time from 12:01 noon to 12:00 midnight shown in heavy face type.

CHICAGO — PORTLAND and SEATTLE via Omaha and Cheyenne

WESTBOUND Read Down		EASTBOUND Read Up	
City of Portland 105 Daily Example	Trains 5-17 Daily Example	City of Portland 106 Daily Example	Trains 18-6 Daily Example
● 3.00 11.25	SUN	● 10.15 1.50	TUE
Table D Condensed Schedules All Trains Daily			
C. M. St. P. & P. Lv Chicago (C.S.T.)			
Union Pacific			
11.50	SUN	1.30	TUE
12.31	MON	12.39	TUE
1.24	"	12.01	"
2.50	"	11.05	MON
3.32	"	10.19	"
5.35	"	8.55	"
4.55	"	7.30	"
9.15	"	4.20	"
10.30	"	3.30	"
11.53	"	3.00	"
1.40	"	1.30	"
f 3.27	"	11.40	"
4.00	"	f 9.45	"
4.18	"	9.25	"
f 5.18	"	9.15	"
6.31	"	f 7.55	"
8.05	MON	6.30	"
8.15	MON	4.45	MON
9.04	"	4.30	MON
9.46	MON	3.25	"
		2.40	MON
		7.15	SUN
		6.00	SUN
6.00	MON		
7.15	MON		
9.46	MON	2.40	MON
10.40	"	1.45	"
11.55	"	12.20	"
12.18	TUE	11.55	SUN
1.50	"	9.30	"
12.51	"	10.36	"
2.05	"	9.35	"
3.10	"	8.15	"
5.15	"	7.15	"
5.55	TUE	5.01	"
7.25	TUE	4.26	"
f 7.54	TUE	2.45	"
9.15	TUE	f 2.14	"
		1.00	SUN
9.45	TUE	12.05	SUN
12.34	"	9.01	"
1.30	TUE	8.05	SUN
		9.30	SUN
		6.32	SUN
		5.30	SUN

NOS. 105-106— CITY OF PORTLAND—DAILY
C. M. St. P. & P. to Omaha; No. 457-460 Portland-Seattle.
Streamlined Sleeping Car. Chicago—Portland—Roomettes, Double Bedrooms.
Reclining Seat—
Leg Rest Coaches. Chicago—Portland—all seats reserved.
Dome Coach. Chicago—Portland—36 leg rest seats reserved; dome seats not reserved.
Cafe Lounge Car. Chicago—Portland—Meal service and beverages

Nos. 5-17-18-6—Daily
U. P. No. 5-6—Cheyenne; No. 17-18—Portland.
Reclining Seat Coaches. . . Omaha—Portland—requires change of cars at Cheyenne. Seats not reserved.
Buffet-Lounge car. Cheyenne—La Grande—cafeteria meal service, snacks and beverages.
Streamlined Sleeping Car. Cheyenne—Portland (from Denver). Sections, Roomettes, Double Bedrooms.

SAVE!

UNION PACIFIC'S LOW
FAMILY FARES

IN EFFECT DAILY
GOOD IN COACHES AND SLEEPING-CARS
LIBERAL BAGGAGE ALLOWANCE

See or call your nearest Union Pacific office for complete information and reservations.



● Limited handling of checked baggage on Trains 105-106; consult agent.
* Daily train No. 457-458. † Daily Train No. 460.
(C.S.T.) Central Standard time. (M.S.T.) Mountain Standard time.

(P.S.T.) Pacific Standard time.
Time from 12.01 midnight to 12.00 noon shown in light face type.
Time from 12.01 noon to 12.00 midnight shown in heavy face type.

We solicit your kind consideration and cooperation

PLEASE DON'T BE A "NO SHOW." (A "no show" is the person who reserves coach or sleeping car accommodations in advance and then fails to cancel out when his plans change.)

So that we may serve you better, please be sure to cancel reservations promptly when it is found you will not use the space you have reserved.

We can then serve you and others better by not having any space go unused.

■ Pocatello, Idaho is rail gateway to Yellowstone - Grand Teton National Parks. During summer season (June 1 through August 26) motor buses transport passengers to and from Yellowstone - Grand Teton National Parks. Consult Agent.

□ Conditional stop; see Table 20. (f) Stops only on signal.

♦ Motor Bus. This service is provided passengers arriving or departing Shoshone and holding proper tickets to and from Sun Valley, Idaho. No bus service during period Sun Valley is closed Oct. 16 to Dec. 14 and Apr. 6 to May 1. (Bus operates daily except Sunday May 2-June 14, incl.)

KANSAS CITY — LOS ANGELES via Denver

WESTBOUND—Read Down

EASTBOUND—Read Up

Table E

Condensed Schedules

Domeliner City of Los Angeles 103 Daily Example	Train 17-5 Daily Example	City of Kansas City 9-103 Daily Example			City of Kansas City 104-10 Daily Example	Train 6-18 Daily Example	Domeliner City of Los Angeles 104 Daily Example		
Operates from Chicago via Omaha	8.00	MON	8.00	SUN	Lv Kansas City (C.S.T.)	9.15	TUE	8.30	TUE
	8.42	"	8.39	"	Lv Lawrence	8.13	"	7.30	"
	9.11	"	9.12	"	Lv Topeka	7.47	"	7.01	"
	10.02	"	10.05	"	Lv Manhattan	6.57	"	6.10	"
	10.30	"	10.34	"	Lv Junction City	6.25	"	5.45	"
	11.40	"	11.35	"	Lv Salina	5.23	"	4.40	"
	1.41	"	1.49	MON	Lv Ellis (C.S.T.)	3.10	"	2.20	"
	12.46	"	12.59	"	Lv Ellis (M.S.T.)	2.05	"	1.15	"
	1.57	"	2.08	"	Lv Oakley	12.45	TUE	12.01	"
	6.10	"	6.45	"	Lv Denver	8.45	MON	7.45	"
6.40	"	7.15	"	Lv Denver	8.15	"	7.00	"	
				Lv La Salle					
				Lv Greeley	7.01	"	5.35	"	
9.45	MON	8.45	"	Lv Cheyenne	6.00	"	4.30	"	
10.45	"	9.00	"	Lv Cheyenne	5.10	"	4.00	"	
12.08	"	10.25	MON	Lv Laramie	3.50	"	2.45	"	
1.55	"	12.30	TUE	Lv Rawlins	2.06	"	12.55	"	
4.15	"	3.00	"	Lv Green River	11.50	"	10.15	MON	
4.25	"	3.15	"	Lv Green River	11.45	"	9.45	"	
6.10	"	5.05	"	Lv Evanston	10.05	"	7.38	"	
8.00	"	6.45	"	Lv Ogden	8.35	"	6.00	"	
8.15	"	7.05	"	Lv Ogden	7.50	"	5.30	"	
9.05	"	7.55	"	Lv Salt Lake City	7.00	"	4.40	"	
9.30	"	8.00	"	Lv Salt Lake City	6.35	"	4.30	"	
1.00	TUE	12.01	"	Lv Milford	2.40	MON	12.20	"	
		12.30	TUE	Lv Lund			11.15	MON	
		1.40	"	Lv Cedar City (Gateway to Utah-Ariz. Natl. Parks)			10.00	MON	
		10.00	"	Lv Cedar City (Gateway to Utah-Ariz. Natl. Parks)			1.40	MON	
		12.30	TUE	Lv Lund			11.15	MON	
3.20	TUE	2.25	"	Lv Caliente (M.S.T.)	12.10	MON	9.30	"	
4.55	"	4.00	"	Lv Las Vegas (P.S.T.)	8.40	SUN	5.45	"	
5.10	"	4.30	"	Lv Las Vegas	8.25	"	5.00	"	
8.50	"	7.50	"	Lv Barstow	4.45	"	12.30	"	
10.55	"	9.40	"	Lv San Bernardino	2.40	"	10.40	SUN	
11.30	"	10.05	"	Lv Riverside	2.12	"	10.20	"	
12.05	"	10.35	"	Lv Pomona	1.37	"	9.50	"	
12.40	"	11.05	"	Lv East Los Angeles	1.05	"	9.20	"	
1.00	"	11.45	TUE	Lv Los Angeles (P.S.T.)	12.45	SUN	9.00	SUN	
1.20	"			Lv Pasadena	11.55	SUN			
1.45	"			Lv Glendale (City)	11.30	SUN			
2.00	"			Lv Anaheim (Stops at Disneyland Hotel)	11.15	SUN			
2.30	"			Lv Orange (Santa Ana)	10.35	SUN			
1.45	"			Lv Long Beach	11.40	SUN			
2.15	TUE			Lv San Pedro (P.S.T.)	11.05	SUN			

NO. 9-103; 104-10—CITY OF KANSAS CITY—DAILY

No. 9-10—Cheyenne; 103-104 Los Angeles

Dome Lounge Car.....Cheyenne—Los Angeles. For sleeping car passengers.

Streamlined Sleeping Car...Kansas City—Los Angeles—Roomettes, Double Bedrooms.

Dome Coach.....Cheyenne—Los Angeles—36 leg rest seats reserved; dome seats not reserved.

Reclining Seat—

Leg Rest Coaches.....Kansas City—Los Angeles.
(All Seats Reserved) Kansas City—Ogden (S.P. 101-102—San Francisco).

Cafe Lounge Car.....Kansas City—Cheyenne.

Dome Dining Car.....Cheyenne—Los Angeles.

Cafe Lounge Car.....Cheyenne—Los Angeles—Moderately priced meals and lounge for coach passengers.

NO. 17-5; 6-18—DAILY

No. 17-18—Cheyenne; No. 5-6—Los Angeles.

Reclining Seat Coaches... Kansas City—Los Angeles (Requires change of cars at Cheyenne). Seats not reserved.

Buffet-Lounge Car.....Denver—Cheyenne—cafeteria meal service, snacks and beverages.

NO. 103-104—Domeliner CITY OF LOS ANGELES—DAILY

(See Table A, Page 6 for equipment).

(f) Stops only on signal.

☐ Conditional stop; see Table 30.

▲ Motor bus between Lund and Cedar City. See Table 6.

◆ Motor bus connections with main line trains at East Los Angeles. See tables 7, 8 and 9 for complete information on bus schedules, to and from East Los Angeles.

Union Pacific Motor Coach Service

TO AND FROM EAST LOS ANGELES, CALIF.

● The Union Pacific maintains a passenger station at East Los Angeles, from which it operates motor coaches direct to **Glendale, Pasadena, San Pedro, Long Beach, Disneyland Hotel, Anaheim, Orange, Fullerton, La Habra, Whittier** and intermediate points. See Tables 7, 8 and 9 on page 18 for local schedules of all motor coaches.

● Passengers ticketed for those places may leave train at East Los Angeles where waiting motor coaches will take them direct to destination without extra charge. These motor coaches also deliver eastbound passengers to the East Los Angeles station.

KANSAS CITY—PORTLAND—SEATTLE

WESTBOUND
Read Down

via Denver

EASTBOUND
Read Up

City of Kansas City-Portland 9-105 Example	Portland Rose 17 Example	Table F Condensed Schedules All Trains Daily				Portland Rose 18 Example	City of Portland-Kansas City 106-10 Example
8.00 SUN	8.00 MON	Lv	Kansas City (C.S.T.)	Mo.	Ar	8.30 TUE	9.15 TUE
" 8.39 "	" 8.42 "	"	Lawrence	Kan.	"	" 7.30 "	" 8.13 "
" 9.12 "	" 9.11 "	"	Topeka	"	"	" 7.01 "	" 7.47 "
" 10.05 "	" 10.02 "	"	Manhattan	"	"	" 6.10 "	" 6.57 "
" 10.34 "	" 10.30 "	"	Ft. Riley	"	"	" 5.40 "	" 6.15 "
" 11.35 SUN	" 11.40 "	"	Junction City	"	"	" 4.40 "	" 5.23 "
" 12.59 MON	" 12.46 "	"	Salina (C.S.T.)	"	"	" 1.15 "	" 2.05 "
" 2.08 "	" 1.57 "	"	Ellis (M.S.T.)	Kan.	Lv	12.01 "	12.45 "
" 6.45 "	" 6.10 "	Ar	Oakley	Colo.	Lv	7.45 "	8.45 MON
" 7.15 "	" 6.40 "	Lv	Denver	"	Ar	7.00 "	8.15 "
" 8.27 "	" 7.42 "	"	La Salle (Colorado State)	"	"	" 5.35 "	" 7.01 "
" 9.30 "	" 8.45 "	Ar	Greeley (College of Education)	Colo.	Lv	4.30 "	6.00 "
" 10.30 "	" 9.00 "	Lv	Cheyenne	Wyo.	Ar	4.00 "	5.00 "
" 11.53 "	" 10.25 MON	"	Cheyenne	"	Lv	2.45 "	3.30 "
" 1.40 "	" 12.30 TUE	Ar	Laramie	"	"	10.15 MON	11.40 "
" 4.00 "	" 3.00 "	Lv	Rawlins	"	"	9.30 "	9.25 "
" 4.18 "	" 5.00 "	Ar	Green River	"	Ar	8.05 "	8.55 MON
" 5.18 "	" 9.00 TUE	Lv	Green River	"	Lv	4.55 "	5.45 MON
" 8.05 MON	" 9.50 TUE	Ar	Kemmerer	Wyo.	Lv	3.50 MON	4.30 MON
" 8.15 MON	" 11.05 TUE	Lv	Pocatello	Ida.	Ar	2.45 "	3.25 "
" 9.04 "	" 12.05 TUE	Ar	Pocatello	"	Lv	1.55 MON	2.40 MON
" 9.46 "	" 3.50 TUE	Lv	Shoshone	"	Ar	"	7.15 SUN
" 11.55 MON	" 5.05 TUE	Ar	Sun Valley	"	Lv	"	6.00 SUN
" 12.51 MON	" 6.00 MON	Lv	Sun Valley	"	Ar	5.05 MON	"
" 1.50 TUE	" 7.15 MON	Ar	Shoshone	"	Lv	3.50 MON	"
" 12.51 TUE	" 12.05 TUE	Lv	Shoshone	"	Ar	1.55 MON	2.40 MON
" 2.05 "	" 3.15 "	"	Boise	Ida.	Lv	11.05 "	12.20 "
" 5.15 "	" 6.05 "	Ar	Huntington (M.S.T.)	Ore.	Lv	8.40 "	10.36 SUN
" 5.55 "	" 5.15 "	Ar	Huntington (P.S.T.)	"	Ar	7.30 "	9.35 "
" 5.58 "	" 6.47 "	"	Baker	"	Lv	6.15 "	8.15 "
" 7.25 "	" 11.00 "	"	Pendleton	"	"	2.45 "	5.01 "
" 7.54 "	" 11.55 TUE	Ar	Hinkle	Ore.	Lv	2.05 MON	4.26 SUN
" 8.15 "	" 12.15 WED	Lv	Hinkle	"	Ar	1.55 MON	4.25 SUN
" 9.15 "	" 2.40 "	"	The Dalles	"	Lv	11.50 SUN	12.00 SUN
" 9.45 TUE	" 3.17 "	"	Hood River	"	Ar	11.50 SUN	12.14 SUN
" 12.34 "	" 5.00 WED	Ar	Portland	"	Lv	10.30 SUN	1.00 SUN
" 1.30 TUE	" 9.45 WED	Lv	Portland	Ore.	Ar	9.30 SUN	12.05 SUN
" 1.30 TUE	" 12.34 "	Ar	Tacoma	Wash.	Lv	6.32 "	9.01 "
" 1.30 TUE	" 1.30 WED	Ar	Seattle (P.S.T.)	Wash.	Lv	5.30 SUN	8.05 SUN

KANSAS CITY—SAN FRANCISCO via Denver

WESTBOUND
Read Down

EASTBOUND
Read Up

City of Kansas City City of San Francisco 9-103-SP 101 ▲ Example	Table G Condensed Schedules All Trains Daily				City of San Francisco City of Kansas City SP 102-UP 104-10 ▲ Example
8.00 SUN	Lv	Kansas City U.P. (C.S.T.)	Mo.	Ar	9.15 TUE
" 8.39 "	"	Lawrence	"	Kan.	" 8.13 "
" 9.12 "	"	Topeka	"	"	" 7.47 "
" 10.05 "	"	Manhattan	"	"	" 6.57 "
" 10.34 "	"	Junction City	"	"	" 6.25 "
" 11.35 SUN	"	Abilene	"	"	" 5.23 "
" 1.10 MON	"	Salina	"	"	" 3.28 "
" 1.49 "	Ar	Hays	"	"	" 3.10 "
" 12.59 "	Lv	Ellis (C.S.T.)	"	Lv	" 2.05 "
" 2.08 "	Ar	Ellis (M.S.T.)	"	Ar	" 3.00 "
" 2.59 "	"	Oakley	"	Lv	" 12.45 TUE
" 4.51 "	"	Sharon Springs	Kan.	"	" 11.59 MON
" 6.45 "	Ar	Limon	Colo.	"	" 10.08 "
" 7.15 "	Lv	Denver	"	Lv	" 8.45 "
" 8.27 "	Ar	Denver	"	Ar	" 8.15 "
" 9.30 "	"	LaSalle (Colorado State)	"	"	" 7.01 "
" 10.45 "	Ar	Greeley (College of Education)	Colo.	"	" 6.00 "
" 12.08 "	Lv	Cheyenne	Wyo.	Lv	" 5.10 "
" 1.55 "	"	Cheyenne	"	Ar	" 5.10 "
" 3.42 "	"	Laramie	"	Lv	" 3.50 "
" 4.15 "	Ar	Rawlins	"	"	" 2.06 "
" 4.25 "	Lv	Rock Springs	"	Lv	" 12.10 "
" 6.10 "	Ar	Green River	Wyo.	Lv	" 11.50 "
" 8.00 MON	Ar	Green River	"	Ar	" 11.45 "
" 8.30 MON	Ar	Evanston	Wyo.	Lv	" 10.05 "
" 8.30 MON	Ar	Ogden (M.S.T.)	Utah	Lv	" 8.35 MON

Passengers use Motor Bus between trainside at Oakland (16th Street) and San Francisco (3rd and Townsend Station) via the Bay Bridge, affording a panoramic view of the San Francisco Bay area.

NO. 17-18—PORTLAND ROSE—DAILY

Streamlined Sleeping Car...Denver—Portland—Sections, Roomettes, Double Bedrooms. (Occupancy until 7:30 a.m.)
Reclining Seat Coaches...Kansas City—Portland.
Buffet-Lounge Car...Denver—La Grande—cafeteria meal service, snacks and beverages.

NO. 9-105; 106-10—CITY OF KANSAS CITY—CITY OF PORTLAND—DAILY

Streamlined Sleeping Car Kansas City—Cheyenne—Portland—Roomettes, Double Bedrooms.
Dome Coach...Cheyenne—Portland—36 leg rest seats reserved; dome seats not reserved.
Reclining Seat—Leg Rest Coaches...Kansas City—Cheyenne—Portland—all seats reserved.
Cafe Lounge Car...Kansas City—Portland—Meal service and beverages

NO. 9-103-SP 101; SP 102-UP 104-10—CITY OF KANSAS CITY—CITY OF SAN FRANCISCO—DAILY

No. 9-10—Kansas City—Cheyenne; No. 103-104 Ogden; S.P. 101-102—San Francisco.
Coach Seat Reservation Charge—See Page 28.
Streamlined Sleeping Car...Cheyenne—San Francisco—Roomettes, Double Bedrooms. (From Chicago).
Kansas City—Cheyenne—Roomettes, Double Bedrooms (for Los Angeles).
Dome Coach...Cheyenne—Ogden (No. 103-104—Los Angeles), 36 leg rest seats reserved; dome seats not reserved.
Reclining Seat—Leg Rest Coaches...Kansas City—San Francisco. (All Seats Reserved)
Cheyenne—San Francisco. (From Chicago).
Kansas City—Ogden (No. 103-104—Los Angeles).
Cafe Lounge Car...Kansas City—Cheyenne.
Dining Car...Cheyenne—San Francisco Club and a la carte service.
Lounge Car...Cheyenne—San Francisco.

☐ Conditional stop; see Table 24 or 30. † Conditional stop; see Table 20.
* Daily train No. 457. • Daily train No. 458. ○ Daily train No. 460. f Stops only on signal.
▲ Motor Bus. This service is provided passengers arriving or departing Shoshone and holding proper tickets to and from Sun Valley, Idaho. No bus service during period Sun Valley is closed Oct. 16 to Dec. 14 and Apr. 6 to May 1. (Bus operates daily except Sunday May 2-June 14, incl.)

■ Pocatello, Idaho is rail gateway to Yellowstone - Grand Teton National Parks. During summer season (June 1 through August 26) motor buses transport passengers to and from Yellowstone - Grand Teton National Parks. Consult Agent.
☐ Conditional stop; see Table 24. □ Conditional stop; see Table 30.
▲ On the S. P. limited handling of checked baggage; consult agent.
☐ Subject to Southern Pacific special "City of San Francisco" charge.

KANSAS CITY-DENVER

WESTBOUND
Read Down

EASTBOUND
Read Up

Portland Rose 17 Example	City of Kansas City 9 Example		Table H Condensed Schedules All Trains Daily		City of Kansas City 10 Example	Portland Rose 18 Example
8.00	8.00	Lv	Kansas City (C.S.T.)	Ar	9.15	8.30
8.42	8.39	"	Kansas City, Kans.	Lv	8.13	7.30
9.11	9.12	"	Topeka	"	7.47	7.01
		"	Wamego	"		6.10
10.02	10.05	"	Manhattan	"	6.57	6.10
10.30	10.34	"	Fort Riley	"	6.25	5.45
		"	Junction City	"		5.06
		"	Chapman	"		
		"	Ablene	"		
		"	Solomon	"		
11.40	11.35	"	Salina	"	5.23	4.40
1.41	1.49	Ar	Ellis (C.S.T.)	Lv	3.10	2.20
12.46	12.59	Lv	Ellis (M.S.T.)	Ar	2.05	1.15
1.57	2.08	"	Oakley	Lv	12.45	12.01
4.23	4.33	"	Hugo	Ar	10.25	9.32
4.40	4.51	"	Limon	Lv	10.08	9.15
6.10	6.45	Ar	Denver (M.S.T.)	Lv	8.45	7.45

Equipment for Table H

NO. 9-10—CITY OF KANSAS CITY—DAILY

Coach Seat Reservation Charge—See Page 28.

Streamlined Sleeping Car Kansas City—Denver—Roomettes, Double Bedrooms (Kansas City—Los Angeles).

Reclining Seat—
Leg Rest Coaches Kansas City—Denver—all seats reserved.

Cafe Lounge Car Kansas City—Denver.

NO. 17-18—PORTLAND ROSE—DAILY

Reclining Seat Coaches Kansas City—Denver.

DENVER—SALT LAKE CITY

WESTBOUND
Read Down

EASTBOUND
Read Up

Train 17-5 Daily Example	City of Kansas City 9-103 Example		Table J Condensed Schedules All Trains Daily		City of Kansas City 104-10 Example	Train 6-18 Daily Example
6.40	7.15	Lv	Denver (M.S.T.)	Ar	8.15	7.00
8.45	9.30	Ar	La Salle	Lv	6.00	4.30
9.00	10.45	Lv	Cheyenne	Ar	5.10	4.00
10.25	12.08	"	Laramie	Lv	3.50	2.45
12.30	1.55	"	Rawlins	"	2.06	12.55
3.15	4.25	"	Green River	"	11.50	9.45
5.05	6.10	"	Evanston	"	10.05	7.38
6.45	8.00	Ar	Ogden	Lv	8.35	6.00
7.55	9.05	Ar	Salt Lake City	Lv	7.00	4.40

Equipment for Table J

NO. 9-103; 104-10—CITY OF KANSAS CITY—DAILY

Coach Seat Reservation Charge—See Page 28.

Streamlined Sleeping Car Denver—Salt Lake City—Roomettes, Double Bedrooms (Kansas City—Los Angeles).

Dome Coach Cheyenne—Salt Lake City—36 leg rest seats reserved; dome seats not reserved.

Reclining Seat—
Leg Rest Coaches Denver—Salt Lake City—all seats reserved.

Dome Lounge Car Cheyenne—Salt Lake City.

Dome Dining Car Cheyenne—Salt Lake City.

Cafe Lounge Car Denver—Salt Lake City—Moderately priced meals and lounge for coach passengers.

NO. 17-5—DAILY

NO. 6-18—DAILY

See Tables A and E for equipment.

KANSAS CITY — DENVER — SPOKANE

WESTBOUND
Read Down

EASTBOUND
Read Up

Cities of Kansas City-Portland 9-105-Bus Example			Table K Condensed Schedules All Trains Daily		Cities of Portland-Kansas City 19-106-10 Example
9.15	SUN	Lv	Kansas City (C.S.T.)	Ar	9.15
8.15	MON	Lv	Denver (M.S.T.)	Ar	8.15
6.00	"	Ar	Cheyenne	Lv	6.00
10.30	"	Lv	Cheyenne	Ar	3.00
8.05	MON	Ar	Pocatello	Lv	4.45
5.20	TUE	Ar	Pendleton (P.S.T.)	Lv	5.01
6.05	TUE	Ar	Hinkle	Lv	4.26
7.35	TUE	Lv	Pendleton	Ar	
		Lv	Hinkle	Ar	3.15
		Ar	Wallula	Lv	2.08
		Ar	Cheney	Lv	11.12
3.00	TUE	Ar	Spokane	Lv	10.45

Equipment for Table K

No. 9-105-Bus; 19-106-10—CITY OF KANSAS CITY—CITY OF PORTLAND

No. 9-10—Cheyenne; 105-(Pendleton) 106 Hinkle; Bus-No. 19 Spokane

See Table D and H for equipment

NO. 19—SPOKANE — HINKLE—DAILY

(See Table S for equipment).

◆ Motor Bus, Rail tickets honored.

⊕ Checked baggage not handled to or from station at Kansas City, Kans.

⊠ Conditional stop; see Tables 24 or 30. (C.S.T.) Central Standard Time. (M.S.T.) Mountain Standard Time. (P.S.T.) Pacific Standard Time.

Time from 12.01 midnight to 12.00 noon shown in light face type.

Time from 12.01 noon to 12.00 midnight shown in heavy face type.

Check the advantages of the . . . Low Family Fares

In effect daily. Good in coaches and sleeping-cars. Liberal baggage allowance.

Ask your local Union Pacific Agent or Travel Agent to figure the cost.

CHICAGO-KANSAS CITY-DENVER-POCATELLO-YELLOWSTONE-TETON

City of Kansas City- Portland 9-105 Bus	City of Portland No. 105 Bus Example	Table L <i>Summer Season</i> (June 1 - August 26) All Trains Daily	Bus- City of Portland No. 106 Example	City of Portland- Kansas City 106-10
	3.00 SUN	Lv Chicago (OST) CMStP&P Ar	10.15 TUE	
	11.25 "	Ar Omaha Lv	1.50 "	
	11.50 SUN	Lv Omaha (Union Pacific) Ar	1.30 "	
8.00 SUN	↓	Lv Kansas City (C.S.T.) Ar	↑	9.15 TUE
6.45 MON		Ar Denver (M.S.T.) Lv		8.45 "
7.15 "		Lv Denver Ar		8.15 "
9.30 "	9.15 MON	Ar Cheyenne Lv	3.39 MON	6.00 MON
	10.30 "	Lv Cheyenne Ar	3.00 "	
	4.00 "	Ar Green River Lv	9.25 "	
	4.10 MON	Lv Green River Ar	9.15 MON	
	8.05 MON	Ar Pocatello Lv	4.15 MON	
	4.05 TUE	Lv Pocatello (Bus) Ar	7.30 SUN	
	5.20 "	Ar Idaho Falls (Bus) Lv	6.15 "	
	5.35 "	Lv Idaho Falls (Bus) Ar	5.40 "	
	8.05 TUE	Ar West Yellowstone Lv	3.00 SUN	

9-105; 106-10 CITY OF KANSAS CITY—PORTLAND—DAILY

No. 9-10—Kansas City—Cheyenne; No. 105-106—Pocatello.

See Table E for equipment.

105-Bus; Bus-106 CITY OF PORTLAND—DAILY

C. M. St. P. & P. No. 105-106—Omaha; No. 105-106—Pocatello.

See Table D for equipment.

SALT LAKE CITY — POCATELLO — BUTTE

	○ Butte Special 35 Example	Table O Condensed Schedules Tri-Weekly	○ Butte Special 36 Example	
	7.30 MO	Lv Salt Lake City Ar	7.00 MO	
	8.20 "	Ar Ogden Lv	5.50 "	
	8.55 "	Lv Ogden Ar	5.35 "	
	11.55 MO	Ar Pocatello Lv	2.45 "	
	12.25 TU	Lv Pocatello Ar	2.05 "	
	1.00 "	Lv Blackfoot Lv	1.30 "	
	1.30 TU	Ar Idaho Falls Lv	12.55 MO	
	1.40 TU	Lv Idaho Falls Ar	12.45 MO	
	2.50 "	Lv Dubois Lv	11.43 SU	
	3.12 "	Lv Spencer Ar	11.23 "	
	4.10 "	Lv Lima Ar	10.34 "	
	f 4.45 "	Lv Red Rock Lv	10.04 "	
	5.27 "	Lv Dillon Ar	9.25 "	
	f 6.13 "	Lv Melrose Ar	f 8.38 "	
	7.15 "	Ar Silver Bow Ar	7.45 "	
	7.30 TU	Ar Butte (M.S.T.) Lv	7.30 SU	

No. 35; 36—BUTTE SPECIAL—TRI-WEEKLY. See Note ○.

No. 35-36 Salt Lake City - Butte.

Sleeping Car-Snack Bar...Salt Lake City - Butte—4 Sec., 6 Rmte., 4 Dbl.
Bdrm. Snack and beverage service.

Reclining Seat Coaches...Salt Lake City - Butte—not reserved.

Footnotes for Page 12

(f) Stops only on signal.

■ Pocatello, Idaho is rail gateway to Yellowstone-Grand Teton National Parks. During Park season (June 1 through August 26) motor buses transport passengers between Pocatello and the Parks. Consult Agent.

○ No. 35 leaves Salt Lake City on Thu., Sat. and Mon.

○ No. 36 leaves Butte on Fri., Sun. and Tue.

(C.S.T.) Central standard time. (M.S.T.) Mountain standard time. (P.S.T.) Pacific standard time
Time from 12.01 midnight to 12.00 noon shown in light face type.

Time from 12.01 noon to 12.00 midnight shown in heavy face type.

FOR BUSINESS OR PLEASURE
RELAX ON A TRAIN—
RENT A CAR — AVIS OR HERTZ
AT YOUR DESTINATION

LOS ANGELES — SPOKANE — PORTLAND
Via Shoshone(SUN VALLEY)—Boise—Nampa

		Table R Condensed Schedules All Trains Daily		No. 19 106-103 Example	
12.45	SUN	Lv Los Angeles (P.S.T.)	Ar	1.00	TUE
1.05	"	Lv East Los Angeles	Ar	12.40	"
8.40	SUN	Lv Las Vegas (P.T.)	Ar	4.55	TUE
6.35	MON	Lv Salt Lake City (MST)	Lv	9.30	MON
7.00	MON	Lv Salt Lake City (M.S.T.)	Ar	9.05	MON
8.35	"	Lv Ogden	Ar	8.00	"
14.45	"	Lv Green River	Lv	4.25	"
4.10	"	Lv Green River	Ar	9.15	"
8.05	MON	Lv Pocatello	Ar	4.45	MON
8.15	MON	Lv Pocatello	Ar	4.30	MON
9.46	MON	Lv Shoshone	Lv	2.40	MON
		Ar Sun Valley	Lv	46.00	SUN
		Lv Sun Valley	Ar		
9.46	MON	Lv Shoshone	Ar	2.40	MON
11.55	"	Lv Boise	Lv	12.20	MON
12.18	TUE	Lv Nampa	Lv	11.55	"
1.50	"	Lv Huntington (M.S.T.)	Lv	10.36	"
12.51	"	Lv Huntington (P.S.T.)	Ar	9.35	"
2.05	"	Lv Baker	Ar	8.15	"
3.10	"	Lv La Grande	Lv	7.15	"
5.15	"	Lv Pendleton	Lv	5.01	"
5.55	TUE	Lv Hinkle	Lv	4.26	SUN
7.35	TUE	Lv Pendleton	Ar	3.15	SUN
		Lv Hinkle	Lv	12.08	"
		Lv Wallula	Lv	10.45	"
3.00	TUE	Lv Spokane (P.S.T.)	Lv		
5.56	"	Lv Hinkle	Ar	4.25	"
9.15	TUE	Lv Portland (P.S.T.)	Lv	1.00	SUN

Equipment for Table R

NO. 104-105-(Bus)—CITIES OF LOS ANGELES—PORTLAND—DAILY
No. 104 to Green River; No. 105 to Portland; (Bus, Pendleton to Spokane.)
See Tables A and D for equipment.

NO. 106-(19)-103—CITIES OF PORTLAND—LOS ANGELES—DAILY
No. 106 to Green River; (No. 19 Spokane to Hinkle;) No. 103 to Los Angeles.
See Tables A and D for equipment.

**SALT LAKE CITY — BOISE —
PORTLAND — SEATTLE**

		Table T Condensed Schedules All Trains Daily		No. 460- 106-103 Example	
7.00	SUN	Lv Salt Lake City (M.S.T.)	Ar	9.05	MON
8.35	"	Lv Ogden	Ar	8.00	"
11.45	"	Lv Green R.ver	Ar	4.25	"
4.10	"	Lv Green R.ver	Lv	9.15	"
8.05	SUN	Lv Pocatello	Lv	4.45	MON
8.15	SUN	Lv Pocatello	Ar	4.30	MON
		Lv Minidoka	Lv	2.40	MON
9.46	SUN	Lv Shoshone	Lv		
		Ar Sun Valley	Lv	46.00	SUN
		Lv Sun Valley	Ar		
9.46	SUN	Lv Shoshone	Ar	2.40	MON
11.55	"	Lv Boise	Lv	12.20	"
12.18	MON	Lv Nampa	Lv	11.55	SUN
1.50	"	Lv Huntington (M.S.T.)	Lv	10.36	SUN
12.51	"	Lv Huntington (P.S.T.)	Ar	9.35	"
2.05	"	Lv Baker	Ar	8.15	"
3.10	"	Lv La Grande	Lv	7.15	"
5.15	"	Lv Pendleton	Lv	5.01	"
7.26	"	Lv The Dalles	Lv	2.45	"
9.15	MON	Lv Portland	Lv	1.00	SUN
9.45	MON	Lv Portland	Ar	12.05	SUN
12.34	"	Lv Tacoma	Lv	9.01	"
1.30	MON	Lv Seattle (P.S.T.)	Lv	8.05	SUN

Equipment for Table T

NO. 104-105-457—CITIES OF LOS ANGELES—PORTLAND—DAILY
No. 104 to Green River; No. 105 to Portland; No. 457 to Seattle.
See Tables A and D for equipment.

NO. 460-106-103—CITIES OF PORTLAND—LOS ANGELES—DAILY
No. 460 to Portland; No. 106 to Green River; No. 103 to Salt Lake City.
See Tables A and D for equipment.

CHICAGO — OMAHA — SPOKANE

Walla Walla—Lewiston—Moscow—Pullman

Advance Coach Seat Reservations Required on No. 105	City of Portland No. 105 - Bus Example	Table S Condensed Schedules All Trains Daily		No. 19 City of Portland No. 106 Example	Advance Coach Seat Reservations Required on No. 106	
	3.00	SUN	Lv Chicago (C.S.T.) C.M.S.L.P.&P.	Ar	10.15	TUE
	11.50	SUN	Lv Omaha (Union Pacific)	Ar	1.30	TUE
	4.55	MON	Lv North Platte (C.S.T.)	Lv	8.55	MON
	4.55	"	Lv North Platte (M.S.T.)	Ar	7.30	"
	9.15	"	Lv Cheyenne	Lv	3.30	"
	10.30	"	Lv Cheyenne	Ar	3.00	MON
	8.15	"	Lv Pocatello	Lv	4.45	"
	11.55	MON	Lv Boise	Lv	12.20	MON
	1.50	TUE	Lv Huntington (M.S.T.)	Lv	10.36	"
	12.51	"	Lv Huntington (P.S.T.)	Ar	9.35	"
	5.15	"	Lv Pendleton	Lv	5.01	"
	5.55	TUE	Lv Hinkle	Lv	4.26	SUN
	7.35	TUE	Lv Pendleton	Ar	3.15	SUN
	3.00	"	Lv Hinkle	Lv	10.45	SUN
			Ar Spokane	Lv		
			BUS			
	7.35	TUE	Lv Pendleton	Ar	2.05	SUN
	8.45	TUE	Ar Walla Walla	Lv	12.55	SUN
	11.25	TUE	Ar Lewiston	Lv	10.25	SUN
	1.00	TUE	Ar Moscow	Lv	9.09	SUN
	1.15	TUE	Ar Pullman	Lv	8.52	SUN

Equipment for Table S

NO. 105—CITY OF PORTLAND—DAILY
No. 105 to Pendleton; Bus to Spokane.
Streamlined Sleeping Car... Chicago to Pendleton—Bedrooms, Roomettes.
Reclining Seat Coaches... Chicago to Pendleton (leg rest seats—all reserved).
Dome Coach... Chicago to Pendleton—36 leg rest seats reserved; dome seats not reserved.
Cafe Lounge Car... Chicago to Pendleton—Meal service and beverages.

NO. 19—SPOKANE TO HINKLE—DAILY
Reclining Seat Coaches... Spokane to Hinkle (seats not reserved).

NO. 106—CITY OF PORTLAND—DAILY
No. 19 to Hinkle; No. 106 to Chicago.
Streamlined Sleeping Car... Hinkle to Chicago—Bedrooms, Roomettes.
Reclining Seat Coaches... Hinkle to Chicago (leg rest seats—all reserved).
Dome Coach... Hinkle to Chicago—36 leg rest seats reserved; dome seats not reserved.
Cafe Lounge Car... Hinkle to Chicago—Meal service and beverages.

⊙ Conditional stop; see Table 20
♦ Motor Bus. This service is provided passengers arriving or departing Shoshone and holding proper tickets to and from Sun Valley. No bus service during period Sun Valley is closed Oct. 16 to Dec. 14 and Apr. 6 to May 1. (Bus operates daily except Sunday May 2-June 14 incl.)

⊙ Via Western Greyhound Bus north of Pendleton, rail tickets honored.
(C.S.T.) Central standard time. (M.S.T.) Mountain standard time.
(P.S.T.) Pacific standard time.
Time from 12.01 midnight to 12.00 noon shown in light face type.
Time from 12.01 noon to 12.00 midnight shown in heavy face type.

PORTLAND, TACOMA AND SEATTLE

	407 Daily	459 Daily	457 Daily	Table W All Trains Daily	460 Daily	408 Daily	458 Daily
.....	5.00	1.30	9.45	Lv Portland, Ore., Ar	12.05	4.00	9.30
.....	5.19	1.49	10.03	" Vancouver Wash. Ar	11.43	3.38	9.08
.....	5.55	2.29	10.40	" ▲ Kelso-Longview Lv	10.57	2.58	8.25
.....	6.39	3.11	11.24	" Chehalis " " "	10.14	2.17	7.44
.....	6.47	3.21	11.32	Ar Centralia " " "	10.07	2.10	7.37
.....	7.49	4.29	12.34	Ar Tacoma " Lv	9.01	1.05	6.32
.....	7.53	4.33	12.38	Lv Tacoma " Ar	8.57	1.02	6.27
.....	8.45	5.30	11.30	Ar Seattle " Lv	8.05	12.15	15.30

Check the advantages of the

Low Family Fares

- Saves money when family travels together by train.
- Good in coaches or sleeping cars.
- Liberal baggage allowance.
- Good any day of week — going or returning.
- Good on all trains.
- Good for either one-way or round trip travel.

ASK YOUR LOCAL TRAVEL OR UNION PACIFIC AGENT TO
GIVE YOU FULL DETAILS AND COST.

UNION PACIFIC RAILROAD

BAGGAGE ALLOWANCE-150 POUNDS

One hundred and fifty (150) pounds of baggage may be checked to destination on each full fare ticket, 75 pounds for each half-fare ticket for only 25 cents for each hand bag, 50 cents for each trunk. You may declare additional value on your checked baggage up to \$2,500.00 upon payment of a nominal charge, or purchase St. Paul Fire & Marine Insurance Co. baggage insurance in any amount. Consult agent.

- ◆ Arrives, departs Seattle Union Depot. ° Arrives, departs Seattle King Street Station.
▲ Rail station is at Kelso. There is bus service between Kelso and Longview every 20 minutes.
○ Motor Bus, Rail tickets honored.

Equipment for Table W NORTHBOUND

NO. 457—DAILY

Reclining Seat Coaches....Portland to Seattle (not reserved).
Cafe Lounge Car.....Portland to Seattle.

NO. 407—DAILY

Parlor—Bar—Lounge....Portland to Seattle. (R. R. owned).
Reclining Seat Coaches....Portland to Seattle.
Buffet-Dining Car.....Serving cafeteria style meals enroute.

NO. 459—DAILY

Reclining Seat Coaches....Portland to Seattle.
Sandwich Service.....Portland to Seattle.

SOUTHBOUND

NO. 460—DAILY

Reclining Seat Coaches....Seattle to Portland.
Sandwich Service.....Seattle to Portland.

NO. 408—DAILY

Parlor—Bar—Lounge....Seattle to Portland (R. R. Owned).
Reclining Seat Coaches....Seattle to Portland.
Buffet-Dining Car.....Serving cafeteria style meals enroute.

NO. 458—DAILY

Reclining Seat Coaches....Seattle to Portland (not reserved).
Cafe Lounge Car.....Seattle to Portland.

Rail Travel Credit Cards

Now any person or company with proper credit may arrange for a convenient Charge-it Card.

They are good on Union Pacific and many other railroads; can be used not only for rail and sleeping car tickets, but for services in dining cars and club lounge cars, if latter not prohibited by State law.

They may be used for Avis or Hertz car rentals.

They may also be used in the Utah-Arizona Parks.

For information and application blanks apply at any Union Pacific passenger or ticket office.

Call

R•E•A EXPRESS

FOR
EAGER-
BEAVER
SERVICE



Between Chicago, Omaha, Denver, Ogden, Salt Lake City and Los Angeles

WESTBOUND—Read Down

EASTBOUND—Read Up

WESTBOUND—Read Down			Table No. 3		EASTBOUND—Read Up			
Train 5 Daily	City of Kansas City 9-103 Daily	Dome- liner City of Los Angeles- Challenger 103 Daily	MILE S	The Overland Route		Dome- liner City of Los Angeles- Challenger 104 Daily	City of Kansas City 104-10 Daily	Train 6 Daily
		8.00		0	Lv Chicago (C.S.T.) Ill.	Ar 595	8.00	
		2.30	488	Ar Omaha (CMS&P&P) Neb.	Lv 1033	3.30		
			0	Lv Omaha (U.P.) Neb.	Ar 1033	3.00		2.45
		2.55	281	Ar North Platte (G.S.T.) "	Lv 2802	10.25		9.45
		7.10	281	Lv North Platte (M.S.T.) "	Ar 2802	9.10		8.25
		6.15	507	Ar Cheyenne Wyo.	Lv 6060	5.40		4.40
		9.45	0	Lv Kan. City (U.P.) (CST) Mo.	Ar 748			
			640	" Denver (M.S.T.) Colo.	Lv 5188			
			746	Ar Cheyenne Wyo.	Lv 6060			
			0	Lv Cheyenne (M.S.T.) Wyo.	Ar 6060	5.10		4.00
			507	Ar Ogden Utah	Lv 4298	8.35		6.00
			990	Lv Ogden (M.S.T.) "	Ar 4298	7.50		5.30
			1026	Ar Salt Lake City 5. "	Lv 4251	7.00		4.40
			1026	Lv Salt Lake City (MST) "	Ar 4251	6.35		4.30
			1042	" Garfield "	Lv 4237			D.
			1046	" Lake Point. "	Lv 4260			D.
			1062	" Warner "	Lv 4903			f 3.12
			1067	" Stockton. "	Lv 5080			D.
			1074	" St. John. "	Lv 5034			D.
			1087	" Faust. "	Lv 5267			D.
			1100	" Loggreen. "	Lv 5804			D.
			1111	" Tintic. "	Lv 5859			D.
			1125	" Jericho. "	Lv 5319			D.
			1144	" Lyndyl 5. "	Lv 4796			f 1.40
			1161	" Delta. "	Lv 4649			1.25
			1179	" Clear Lake. "	Lv 5585			D.
			1195	" Bloom. "	Lv 4780			D.
			1205	" Pumice. "	Lv 4860			D.
			1211	" Black Rock. "	Lv 4860			D.
			1220	" Read. "	Lv 4895			D.
			1233	Ar Milford. "	Lv 4968	2.40		12.20
			1233	Lv Milford. "	Ar 4968	2.30		12.01
			1248	" Thermo. "	Lv 5045			D.
			1255	" Nada. "	Lv 5076			D.
			1269	Ar Lund. "	Lv 5091			f 11.15
			0	Lv Lund. "	Ar 5091			*11.00
			33	Ar Cedar City. "	Lv 5805			*10.00
			0	Lv Cedar City. "	Ar 5805			* 1.40
			33	Ar Lund. "	Lv 5091			*12.45
			1269	Lv Lund. "	Ar 5091			f 11.15
			1279	" Zane. "	Lv 5215			D.
			1283	" Beryl. "	Lv 5162			D.
			1300	" Modena. "	Lv 5475			D.
			1309	" Uvada. "	Lv 5663			D.
			1316	" Orestiline. Nev.	Lv 5992			D.
			1325	" Acoma. "	Lv 5527			D.
			1335	" Islen. "	Lv 5230			D.
			1351	" Callente (M.S.T.) "	Lv 4390	12.10	12.10	9.30
			1372	" Elgin (P.S.T.) "	Lv 3384	Set watch	ahead one hour	D.
			1391	" Carp. "	Lv 2993			D.
			1427	" Moapa. "	Lv 1664			D.
			1447	" Dry Lake. "	Lv 2085			D.
			1476	Ar Las Vegas 10. "	Lv 2027	8.40	8.40	5.45
			1476	Lv Las Vegas. "	Ar 2027	8.25	8.25	5.00
			1481	" Bracken. "	Lv 2166			D.
			1488	" Arden. "	Lv 2492			D.
			1495	" Sloan. "	Lv 2828			D.
			1509	" Jean. "	Lv 2867			D.
			1532	" Nipton. Calif.	Lv 3025			D.
			1543	" Ivanpah. "	Lv 3512			D.
			1556	" Olma. "	Lv 4196			D.

Footnotes
for Table 3

* Motor bus between Lund and Cedar City. See Table No. 6.

♦ Motor bus connections with main line trains at East Los Angeles.

● Limited handling of checked baggage on these trains; consult agent.

(f) Stops only on signal.

C Stops to let off paying passengers from Ogden or beyond; or to take for Los Angeles.

D Stops to let off or take passengers.

E Stops to let off paying passengers from Los Angeles; or to take for Ogden or beyond.

N See Tables 24 and 30 for service between Kansas City, Denver and Cheyenne.

◆ Mileage shown on mile posts is from Council Bluffs. See General Information, page 2.

(C.S.T.) Central Stand. Time
(M.S.T.) Mount. Stand. Time
(P.S.T.) Pacific Stand. Time.

Time from 12:01 midnight to 12:00 noon shown in light face type.

Time from 12:01 noon to 12:00 midnight shown in heavy face type.

UNION PACIFIC

offers stopover
privileges at

fabulous LAS VEGAS

enroute to and from

Southern California

via the

CITY OF
LOS ANGELES—
CHALLENGER

CITY OF
KANSAS CITY

Low Family Fares in effect daily. Good in sleeping cars and coaches.

Between Chicago, Omaha, Denver, Ogden, Salt Lake City and Los Angeles

WESTBOUND—Read Down				EASTBOUND—Read Up										
				◆	Table No. 3 (Continued) The Overland Route <i>Pacific Standard Time</i>									
		Train 5 Daily	City of Kansas City 103 Daily	Dome- liner City of L.A.— Chal- lenger 103 Daily	M I L E S	Eleva- tion	Dome- liner City of L.A.— Chal- lenger 104 Daily	City of Kansas City 104 Daily	Train 6 Daily					
Coach Seat Reservation Charge on City of Los Angeles—Challenger and the City of Kansas City. See Page 28.	D	7.30		●	1613	Ca	1217	●						
	D	7.50	8.50	8.50	1647	"	1929			D	12.50			
	D	8.25	9.30	9.30	1651	"	2007			D	12.30			
	D	9.35	10.55	10.55	1660	"	2105	4.45	4.45	D	11.53			
	D	9.40	11.00	11.00	1692	"	2642			D	10.40			
	D	10.05	11.30	11.30	1697	"	2718	4.05	4.05	D	10.35			
	D	10.35	12.05	12.05	1705	"	3191			D	9.50			
	D				1716	"	3825			D	9.20			
	D				1741	"	1076	2.40	2.40	D	9.00			
	D				1745	"	1076	2.35	2.35	D				
	D				1749	"	979			D				
	D				1749	"	947			D				
	D				1752	"	868	2.12	2.12	D				
	D				1763	"	784			D				
	D				1771	"	979			D				
	D				1777	"	861	1.37	1.37	D				
	D				1785	"	532			D				
	D				1792	"	310			D				
D				1799	"	183			D					
D				1801	"	203			D					
D				1804	"	161	1.05	1.05	D					
D	11.45	12.40	12.40	1811	"	293	12.45	12.45	D					
Free train-side parking at East Los Angeles station		◆ 1.20	◆ 1.20	1820	"	848	◆ 11.55	◆ 11.55						
		◆ 2.00	◆ 2.00	1823	"	582	◆ 11.30	◆ 11.30						
		◆ 2.30	◆ 2.30	1827	"	162	◆ 11.15	◆ 11.15						
		◆ 1.45	◆ 1.45	1835	"	160	◆ 10.35	◆ 10.35						
		◆ 2.15	◆ 2.15	1831	"	31	◆ 11.40	◆ 11.40						
				1838	"	13	◆ 11.05	◆ 11.05						

Footnotes for Tables 5 to 11, Inclusive

▲ Daily motor coach service of the Union Pacific Stage Co. shown in tables 7, 8 and 9, is operated over public highways. Rail tickets honored.

† Stops to pick up revenue passengers when advance notice is given to U.P. ticket agent at East Los Angeles.

E Stops to let off passengers, and to pick up passengers upon advance notice to U.P. ticket agent at Long Beach.

◆ Motor bus connections with main line trains at East Los Angeles.

☐ Las Vegas—Tonopah—Reno Stage Line, Inc.—Rail revenue tickets honored.

See tables 7, 8 and 9 on this page, for more complete motor bus schedules to and from East Los Angeles.

Salt Lake City — Provo — Lyndyl

				◆	Table No. 5 <i>Mountain Standard Time</i>			Eleva- tion
		Mls.						
		0	Lv	Salt Lake City 3	Utah	Ar	4251	
		25	"	Mount	"	"	4806	
		31	"	Lehi	"	"	4583	
		34	"	American Fork	"	"	4618	
		37	"	Pleasant Grove	"	"	4559	
		43	"	Geneva	"	"	4553	
		48	Ar	Provo	"	Lv	4524	
		48	Lv	Provo	"	Ar	4524	
		52	"	Springville	"	"	4515	
		56	"	Spanish Fork	"	"	4549	
		63	"	Payson	"	"	4614	
		82	"	Starr	"	"	4910	
		89	"	Nephel	"	"	5120	
		96	"	Juab	"	"	5236	
		111	"	Parley	"	"	4931	
		134	Ar	Lyndyl 3	"	Lv	4796	

Salt Lake City—Lund—Cedar City—Los Angeles

		No. 5- Bus	Mls.			◆	Table No. 6 <i>Mountain Standard Time</i>			Eleva- tion	No. 6- Bus
		8.00	0	Lv	Salt Lake City	Utah	Ar	4251		4.30	
		12.30	243	Ar	Lund	"	Lv	5091		11.15	
		12.45	0	Lv	Lund	Utah	Ar	5091		11.00	
		1.40	33	Ar	Cedar City	"	Lv	5805		10.00	
		10.00	0	Lv	Cedar City	Utah	Ar	5805		1.40	
		11.00	33	Ar	Lund	"	Lv	5091		12.45	
		12.30	243	Lv	Lund	Utah	Ar	5091		11.15	
		4.00	450	Ar	Las Vegas	NeV.	Ar	2027		5.45	
		4.30	450	Lv	Las Vegas	"	Ar	2027		5.00	
		11.45	785	Ar	Los Angeles	Calif.	Lv	293		9.00	

▲ Motor bus between Lund and Cedar City, gateway to Zion, Bryce Canyon, Grand Canyon National Parks.

K Freight service only.

East Los Angeles — Pasadena — Glendale

		Motor Bus 103	Table No. 7 <i>Pacific Time</i>			▲	Motor Bus 104
		12.55	Lv	East Los Angeles	Ar	12.35	
		1.20	"	Pasadena Depot	"	11.55	
		1.45	Ar	Glendale City	Lv	11.30	

East Los Angeles — Long Beach — San Pedro

		Motor Bus 203	Table No. 8 <i>Pacific Time</i>			▲	Motor Bus 204
		12.55	Lv	East Los Angeles	Ar	12.35	
		E	Lv	Bell (Maywood)	Lv	E	
		E	"	Lakewood	"	E	
		1.45	Ar	Long Beach City	Lv	11.40	
		2.15	Ar	San Pedro	Lv	11.05	

East Los Angeles — Whittier — Anaheim

		Motor Bus 303	Table No. 9 <i>Pacific Time</i>			▲	Motor Bus 304
		12.55	Lv	East Los Angeles	Ar	12.35	
		1.15	"	Whittier	Lv	12.05	
		1.35	"	La Habra	"	11.45	
		1.50	"	Fullerton	"	11.30	
		2.00	Ar	Anaheim	"	11.15	
		2.15	Ar	Disneyland Hotel	Lv	10.55	
		2.30	Ar	Orange (Santa Ana)	Lv	10.35	

Las Vegas—Boulder City—Hoover Dam—Lake Mead

		☐	☐	Table No. 10 <i>Pacific Time</i>			☐	☐
		Schedule No. 2 Daily	Schedule No. 1 Daily			Schedule No. 1 Daily	Schedule No. 2 Daily	
		1.00	8.45	Lv	Las Vegas	NeV. Ar	1.00	5.25
		2.05	9.40	Ar	Boulder City	" Lv	12.01	4.25
		2.45	10.15	Lv	Boulder City	" Ar	12.01	4.20
		2.55	10.30	Ar	Hoover Dam	" Lv	11.50	4.10

Las Vegas — Phoenix — Tucson

(Las Vegas—Tonopah—Reno Stage Line)

		Bus Daily	Bus Daily	Table No. 11			Bus Daily	Bus Daily
		11.50	7.45	Lv	Las Vegas (P.S.T.)	Ar	8.05	2.00
		2.05	10.05	Ar	Kingman (M.S.T.)	Lv	5.50	11.50
		4.50	12.40	"	Wickenburg	"	2.50	9.05
		6.00	1.50	"	Phoenix	"	1.30	7.45
		9.40	6.30	Ar	Tucson (WGL Bus)	Ar	10.10	3.00

Chicago, Omaha, Ogden and San Francisco

WESTBOUND Read Down

Train UP-9 SP-101 Daily	Dome- liner City of San Francisco 103 SP-101 Daily	MILE S	Table No. 14 The Overland Route		Eleva- tion
			The Milwaukee Road		
		△ 6.00	Lv Chicago (C.S.T.)	Ill. Ar	595
		2.30	Ar Omaha	Neb. Lv	1033
UNION PACIFIC					
		2.55	Lv Omaha (C.S.T.)	Neb. Ar	1033
		7.10	Ar North Platte	" Lv	2802
		6.15	Lv North Platte	" Ar	2802
		9.45	Ar Cheyenne	Wyo. Lv	6060
		8.00	Lv Kansas City (U.P.) (C.S.T.)	Mo. Ar	748
		7.15	Lv Denver (M.S.T.)	Colo. Lv	5188
		9.30	Ar Cheyenne	Wyo. Lv	6060
		10.45	Lv Cheyenne (M.S.T.)	" Ar	6060
		12.07	Ar Laramie	Wyo. Lv	7151
		563	Lv Laramie	Wyo. Ar	7151
		8.00	Ar Ogden (M.S.T.)	Utah Lv	4298
SOUTHERN PACIFIC					
		8.30	Lv Ogden (M.S.T.)	Utah Ar	4298
		1014	" Promontory (P.S.T.)	" Ar	4216
		1038	" Lakeside (Great Salt Lake Cut-off)	" Ar	4218
		1111	" Montello (Pilot Peak, South)	Nev. "	4876
		1128	" Cobro	" "	5920
		1166	" Wells (Humboldt River)	" "	5629
		1184	" Death (Ruby Range to South)	" "	5343
		1217	" Elko (Elk Range to south)	" "	5062
		1239	" Carlin	" "	4896
		1247	" Pallsade (Palisade Canyon)	" "	4854
		1265	" Beowawe (Shoshone Range)	" "	4690
		1297	" Battle Mountain	" "	4514
		1339	" Golconda (Hot Spgs. Range north)	" "	4391
		1356	" Winnemucca (Sonoma Range, so)	" "	4332
		2.31	" Imlay (Star Peak Mount to west)	" "	4195
		3.11	" Lovelock (Humboldt River to Wells)	" "	3978
		4.01	" Hazen (U. S. Irrig pro: to south)	" "	4010
		1497	" Fernley	" "	4155
		5.15	" Sparks	" "	4423
		5.30	" Reno	" "	4496
		6.25	" Truckee (To Lake Tahoe)	Cal. "	5825
		1581	" Norden	" "	6891
		1582	" Soda Springs	" "	6758
		1606	" Blue Canon (American Riv. Canyon)	" "	4699
		8.38	" Colfax	" "	2424
		9.17	" Auburn	" "	1273
		1653	" Newcastle	" "	963
		1658	" Loomis	" "	402
		9.50	" Roseville	" "	168
		10.30	Ar Sacramento (State Capital)	Lv	42
		10.45	Ar Sacramento	Ar	42
		1697	" Davis	Lv	51
		1697	" Suisun-Fairfield	" "	7
		11.39	" Martinez (Carquinez Straits)	" "	7
		12.05	" Crockett (Benicia Vallejo)	" "	10
		12.15	" Richmond	" "	38
		12.40	" Berkeley	" "	16
		12.57	" Oakland (16 St.)	" "	9
		1.15	" San Francisco (P.S.T.)	Cal. Lv	8

EASTBOUND Read Up

Train SP102 UP10 Daily	Dome- liner, City of San Francisco SP102- UP104 Daily	Eleva- tion	Table No. 14 The Overland Route		City of Denver
		△ 11.59	Lv Chicago (C.S.T.)	Ill. Ar	595
		3.30	Ar Omaha	Neb. Lv	1033
		3.00	Lv Omaha (C.S.T.)	Neb. Ar	1033
		10.25	Ar North Platte	" Lv	2802
		9.10	Lv North Platte	" Ar	2802
		5.40	Ar Cheyenne	Wyo. Lv	6060
		9.15	Lv Kansas City (U.P.) (C.S.T.)	Mo. Ar	748
		8.45	Lv Denver (M.S.T.)	Colo. Lv	5188
		6.00	Ar Cheyenne	Wyo. Lv	6060
		5.10	Lv Cheyenne (M.S.T.)	" Ar	6060
		3.50	Ar Laramie	Wyo. Lv	7151
		3.49	Lv Laramie	Wyo. Ar	7151
		8.35	Ar Ogden (M.S.T.)	Utah Lv	4298
SOUTHERN PACIFIC					
		8.05	Lv Ogden (M.S.T.)	Utah Ar	4298
		4218	" Promontory (P.S.T.)	" Ar	4216
		4218	" Lakeside (Great Salt Lake Cut-off)	" Ar	4218
		4876	" Montello (Pilot Peak, South)	Nev. "	4876
		5920	" Cobro	" "	5920
		5629	" Wells (Humboldt River)	" "	5629
		5343	" Death (Ruby Range to South)	" "	5343
		5062	" Elko (Elk Range to south)	" "	5062
		4896	" Carlin	" "	4896
		4854	" Pallsade (Palisade Canyon)	" "	4854
		4690	" Beowawe (Shoshone Range)	" "	4690
		4514	" Battle Mountain	" "	4514
		4391	" Golconda (Hot Spgs. Range north)	" "	4391
		4332	" Winnemucca (Sonoma Range, so)	" "	4332
		4195	" Imlay (Star Peak Mount to west)	" "	4195
		3978	" Lovelock (Humboldt River to Wells)	" "	3978
		4010	" Hazen (U. S. Irrig pro: to south)	" "	4010
		4155	" Fernley	" "	4155
		4423	" Sparks	" "	4423
		4496	" Reno	" "	4496
		5825	" Truckee (To Lake Tahoe)	Cal. "	5825
		6891	" Norden	" "	6891
		6758	" Soda Springs	" "	6758
		4699	" Blue Canon (American Riv. Canyon)	" "	4699
		2424	" Colfax	" "	2424
		1273	" Auburn	" "	1273
		963	" Newcastle	" "	963
		402	" Loomis	" "	402
		168	" Roseville	" "	168
		42	Ar Sacramento (State Capital)	Lv	42
		42	Ar Sacramento	Ar	42
		51	" Davis	Lv	51
		7	" Suisun-Fairfield	" "	7
		7	" Martinez (Carquinez Straits)	" "	7
		10	" Crockett (Benicia Vallejo)	" "	10
		38	" Richmond	" "	38
		16	" Berkeley	" "	16
		9	" Oakland (16 St.)	" "	9
		1.30	" San Francisco (P.S.T.)	Cal. Lv	8

Chicago, Omaha and Denver

WESTBOUND—Read Down

EASTBOUND—Read Up

City of Denver 105- 111 Daily	MILE S	Table No. 17 The Overland Route		Eleva- tion	City of Denver 112- 106 Daily	
		All Trains Daily				
	3.00	Lv Chicago (CMSt&P)	Ill. Ar	595	10.15	
	485	Ar Council Bluffs	Iowa Ar	983		
	488	Ar Omaha	Neb. Lv	1033	1.50	
UNION PACIFIC						
	11.50	Lv Omaha	Neb. Ar	1033	1.30	
	25	" Valley	" Ar	1140	12.51	
	12.31	" Fremont	" Ar	1197	12.39	
	52	" North Bend	" "	1275	f	
	66	" Schuyler	" "	1350	12.14	
	1.24	" Columbus 46, 47,	" "	1447	12.01	
	111	" Clarks (Grand Pawnee Vil.)	" "	1622	f	
	2.09	" Central City	" "	1701	11.24	
	132	" Chapman	" "	1766	f	
	2.50	" Grand Island 48, 49,	" "	1864	11.05	
	160	" Wood River	" "	1966	f	
	f	" Shelton	" "	2019	f	
	f	" Gibbon	" "	2061	f	
	3.32	" Kearney (State Teachers College)	" "	2149	10.19	
	f	" Odessa	" "	2222	f	
	f	" Elm Creek	" "	2265	f	
	f	" Overton	" "	2318	f	
	4.21	" Lexington	" "	2389	9.48	
	4.42	" Cozad	" "	2487	9.36	
	4.59	" Gothenburg	" "	2563	9.26	
	f	" Brady	" "	2651	f	
	5.35	Ar North Platte 42	North Platte	2802	8.55	
	281	Lv North Platte 42	River	Ar	2802	
	288	" Birdwood	" "	2851		
	294	" Hershey	" "	2903		
	301	" Sutherland	" "	2959		
	305	" Dexter	" "	2996		
	313	" Paxton	" "	3056		
	A 332	" Ogallala	" "	3213	A	
	341	" Brule	" "	3288		
	346	" Megeath	" "	3329		
	351	" Big Springs	" "	3369		
	357	" Barton	" "	3415		
	6.00	363 Ar Julesburg	Colorado	Lv	3467	
	6.01	363 Ar Julesburg 1	" "	Lv	3467	
	370	" Ovid	" "	Lv	3531	
	377	" Sedgwick	" "	"	3589	
	393	" Crook	" "	"	3714	
	408	" Hliff	" "	"	3841	
	6.51	420 " Sterling (Sugar Factory)	" "	"	3939	
	427	" Atwood (Summit Spgs.)	" "	"	3993	
	433	" Merino (Irrigated farms)	" "	"	4042	
	450	" Snyder	" "	"	4180	
	P 461	" Ft. Morgan	" "	"	4276	
	472	" Weldona	" "	"	4351	
	477	" Goodrich	" "	"	4383	
	487	" Masters	" "	"	4458	
	497	" Hardin	" "	"	4534	
	506	" Kersey	" "	"	4621	
	8.15	513 Ar La Salle 30, 31	" "	Lv	4681	
	K	Ar Greeley (Colo. State College)	" "	Lv	K	
	R1159	Ar Cheyenne	" Wyo. Lv	Ar	R1245	
	8.20	513 Lv La Salle	" "	Lv	4681	
	520	" Gilcrest	" "	Lv	4752	
	525	" Platteville	" "	Lv	4817	
	534	" Lupton (Pt. Lupton)	" "	"	4906	
	541	" Brighton 30	" "	"	4979	
	546	" Henderson	" "	"	5036	
	552	" Dupont	" "	"	5121	
	9.15	660 Ar Denver 24, 30, 31, 93	" "	Lv	5188	
			Rocky Mountains West		2.45	

(f) Stops only on signal.

△ Limited handling of checked baggage on these trains; consult agent.

∅ Subject to Southern Pacific special "City of San Francisco" charge.

■ Leaves and arrives from Third Street station.

◆ Mileage shown on mile posts is from Council Bluffs. See General Information, page 2.

▲ See page 26 for motor bus connections with U. P. trains at Omaha and Grand Island.

A No. 111 stops to take paying passengers for Denver or beyond; also to let off paying passengers from Omaha or beyond. No. 112 stops to take paying passengers for Omaha or beyond or to let off paying passengers from Denver or beyond.

K Upon advance arrangement with agent at La Salle, and upon payment of regular local cab fare, Yellow Cab Co. will meet all trains at La Salle for transfer to and from Greeley.

P Nos. 111 and 112 stop at Fort Morgan to take or let off paying passengers or from points where these trains are regularly scheduled to stop.

R Greyhound bus between La Salle and Cheyenne on which tickets reading via Union Pacific will be honored.

W W. G. L. connecting Bus leaves Sacramento at 11:05 A.M. for San Joaquin Valley Points.

(C.S.T.) Central standard time.

(M.S.T.) Mountain standard time.

(P.S.T.) Pacific standard time.

Between Chicago, Omaha and Spokane, Portland, Tacoma and Seattle

WESTBOUND—Read Down					EASTBOUND—Read Up				
City of Kansas City 9 Daily	Portland Rose 17 Daily	City of Portland 105 Daily	MI LES	Table No. 20 The Overland Route See Tables Nos. 1 and 2 for complete schedules between Omaha and Green River	Eleva- tion	City of Portland 106 Daily	Portland Rose- 18 Daily	City of Kansas City 10 Daily	
			3.00	0 Lv Chicago (CMStP & P) (C.S.T.) Ill.	Ar 595	10.15			
			11.25	498 Ar Omaha Neb.	Lv 1033	1.50			
			12.01	0 Lv Omaha (Union Pacific) Neb.	Ar 1033	1.30	2.45		
			8.30	507 Ar Cheyenne (M.S.T.) Wyo.	Lv 6060	3.30	4.40		
	Y 8.00		8.00	0 Lv Kansas City (U.P.) (C.S.T.)	Ar 748		8.30	Y 9.15	
	6.45		6.10	640 Ar Denver (M.S.T.) Colo.	Lv 5188		7.45	8.45	
	7.15		6.40	840 Lv Denver (M.S.T.) Colo.	Ar 5188		7.00	8.15	
	9.30		8.45	746 Ar Cheyenne Wyo.	Lv 6060		4.30	6.00	
			9.00	Lv Cheyenne Wyo.	Ar 6060	3.00	4.00		
			10.15	563 Ar Laramie	Lv 7151	1.30	2.45		
			10.25	563 Lv Laramie	Ar 7151	1.29	2.40		
			3.00	814 Ar Green River	Lv 6083	9.25	10.15		
			3.30	814 Lv Green River 2	Ar 6083	9.15	9.30		
	f 4.05		4.00	844 Ar Granger 2	Lv 6271		8.55		
	f 4.30		4.10	869 Ar Opal	Lv 6669		8.30		
	5.00		5.18	884 Ar Kemmerer (Coal Mines)	Lv 6913	f 7.55	8.05		
	L		5.18	895 Ar Fossil (Prehistoric animal remains)	Lv 6638		E		
	L		6.00	928 Ar Cokeville	Lv 6191		7.13		
	L		6.50	942 Ar Pegram (Bear Lake to south) Idaho	Lv 6036		E		
	L		7.30	952 Ar Dingle (Bear Lake Valley)	Lv 5972		E		
	L		7.30	959 Ar Montpelier (To Bear Lake)	Lv 5942	6.30	6.40		
	L		7.30	971 Ar Georgetown	Lv 5906		E		
	L		7.30	990 Ar Soda Springs (Mineral Springs)	Lv 5779		5.55		
	L		7.30	996 Ar Alexander (Bear River)	Lv 5733		E		
	f 7.47		7.47	1001 Ar Talmage	Lv 5587		5.32		
	L		7.47	1006 Ar Baneroff (Gentile Valley)	Lv 5423		E		
	L		7.47	1015 Ar Pebble (Portneuf River)	Lv 5278		E		
	f 8.05		8.05	1022 Ar Blaser	Lv 5148		E		
	f 8.24		8.24	1024 Ar Lava Hot Springs (Mineral Springs and Sanitarium)	Lv 5072		f 5.12		
	L		8.24	1029 Ar Topaz	Lv 4929		E		
	f 8.36		8.36	1036 Ar McCammon 36	Lv 4752		f 4.55		
	f 9.00		9.00	1041 Ar Onyx	Lv 4614		E		
	9.50		9.50	1046 Ar In'com (Bannock Range to South)	Lv 4525		E		
	Z		10.20	1058 Ar Pocatello 36 (Idaho State Univ.)	Lv 4463	4.45	4.30		
	Z		10.20	1074 Ar Pocatello (Portneuf River)	Ar 4463	4.30	3.50		
	Z		10.20	1083 Ar Bannock (Falls in Snake River Dam, and Irrigation Proj. To Twin Falls)	Lv 4417		T		
	Z		11.05	1100 Ar American Falls	Lv 4337		3.15		
	Z		11.05	1117 Ar Wapi	Lv 4401		T		
	Z		11.05	1133 Ar Minidoka 60	Lv 4292	S	2.45		
	Z		11.05	1138 Ar Kimama	Lv 4272		T		
	Z		11.05	1158 Ar Dietrich	Lv 4080		T		
			12.05	1166 Ar Shoshone 69	Lv 3970	2.40	1.55		
				0 Lv Shoshone	Ar 3970				
				69 Ar Sun Valley	Lv 5816				
					Ar 5816				
				69 Ar Sun Valley	Ar 5816		45.05		
				69 Ar Shoshone	Lv 3970		43.50		
					Ar 3970				
					Lv 3576				
					" 3265				
					" 2532				
					Lv 2562	1.45	12.45		
					Ar 2562	1.45	12.35		
					Lv 2544		T		
					" 3148	S	12.01		
					Ar 3157		T		
					Lv 2692	12.20	11.05		
					Ar 2692	12.20	11.00		
					Lv 2605		T		
					Lv 2489	11.55	10.35		
					Ar 2489	11.55	10.25		
					" 2375	S	10.10		
					" 2326		f 9.58		
					" 2231		9.50		
					Ida. " 2186	S	9.42		
					Ore. " 2178		T		
					" 2160	S	9.30		
					Idaho " 2154		9.24		
					" 2121	S	9.10		
					" 2085		T		
					Lv 2119	10.36	8.40		

Footnotes for Pages 20 and 21

- ♦ Motor bus. This service is provided passengers arriving or departing Shoshone and holding proper tickets to and from Sun Valley, Idaho.
- No bus service during period Sun Valley is closed Oct. 16 to Dec. 14 and Apr. 6 to May 1. (Bus operates daily except Sunday May 2 - June 14 incl.)
- Pocatello, Idaho is rail gateway to Yellowstone - Grand Teton National Parks. During summer season (June 1 through August 26) motor buses transport passengers between Pocatello and Yellowstone—Grand Teton National Parks.
- ⊙ No. 17 originates at Kansas City, Mo. and No. 18 terminates there. Nos. 5 and 6 from and to Omaha connect with Nos. 17 and 18 at Cheyenne.
- * Daily.
- (f) Stops only on signal.
- A Stops to let off paying passengers from Tacoma and beyond; also to take for Vancouver and beyond.
- D Stops to take paying passengers for Pendleton or beyond.
- E Stops to take paying passengers for Green River and beyond; also to let off from Pocatello and beyond.
- K Stops to take paying passengers for Vancouver and beyond.
- L Stops to let off paying passengers from Green River and beyond; also to take for Pocatello and beyond.
- N Stops to let off paying passengers from Pocatello or beyond.
- O Stops to take on paying passengers for Pocatello or beyond.
- S No. 105 stops to let off paying passengers from Omaha, Denver or beyond and to take paying passengers for Portland, Spokane or beyond. No. 106 stops to let off paying passengers from Portland, Spokane or beyond and to take paying passengers for Denver, Omaha or beyond.
- T Stops to take paying passengers for Pocatello, Ogden or beyond; also to let off from Huntington and beyond.
- U Stops to let off paying passengers from Vancouver and beyond; also to take for Tacoma, Seattle and beyond.
- V Stops to let off paying passengers from Portland and beyond on Tuesdays only.
- Y For service between Kansas City, Denver and Cheyenne, see tables 24 and 30.
- Z Stops to let off paying passengers from Ogden, Pocatello, and beyond; also to take for Huntington and beyond.

(Continued on next page)

For Greatest Travel Comfort — Ride the Train

Between Chicago, Omaha and Spokane, Portland, Tacoma and Seattle

WESTBOUND—Read Down				MILE	Table No. 20 (Continued) The Overland Route (Pacific Standard Time)				Eleva- tion	EASTBOUND—Read Up			
Portland Rose 17 Daily	City of Port- land 105 Daily				City of Port- land 106 Daily	Portland Rose 18 Daily							
	5.15	12.51	1394	Lv	Huntington (P.S.T.)	Ore.	Ar	2116	9.35	7.30			
	N.		1415	"	Durkee (<i>Burnt River</i>)	"	Lv	2657	"	O.			
	N.		1428	"	Pleasant Valley	"	"	3746	"	O.			
	6.47	2.05	1442	"	Baker (<i>To Sumpter Valley</i>)	"	"	3438	8.15	6.15			
	N.		1452	"	Haines (<i>Blue Mountains</i>)	"	"	3336	"	V.O.			
	N.		1462	"	North Powder (<i>Powder River Valley</i>)	"	"	3251	"	V.O.			
	N.		1471	"	Telocaset	"	"	3449	"	V.O.			
	N.		1481	"	Union Jct. (<i>Grande Ronde Valley</i>)	"	"	2718	"	V.O.			
	N.		1485	"	Hot Lake (<i>Hot Springs and Sanatorium</i>)	"	"	2708	"	V.O.			
	8.15	3.10	1494	"	La Grande 72 (<i>College of Education</i>)	"	"	2788	7.15	5.00			
	N.		1513	"	Kamela	"	"	4205	"	O.			
	N.		1519	"	Meacham	"	"	3680	"	O.			
	N.		1536	"	Duncan	"	"	2306	"	O.			
	N.		1547	"	Gibbon (<i>Umatilla River</i>)	"	"	1749	"	O.			
	N.		1557	"	Cayuse (<i>Indian Reservation</i>)	"	"	1414	"	O.			
	11.00	5.15	1568	Ar	Pendleton (<i>Umatilla River</i>) 84, 84A.	Ore.	Lv	1069	5.01	2.45			
	11.00	5.15	1568	Lv	Pendleton (<i>Scene of annual Roundup</i>)	Ore.	Ar	1069	5.01	2.45			
	N.		1572	"	Rleth	"	"	974	"	O.			
	11.34		1592	"	Echo	"	"	641	"	O.			
	11.39		1595	"	Stanfield	"	"	593	"	O.			
	11.55	5.55	1600	Ar	Hinkle	Ore.	Lv	610	4.26	2.05			
	5.30	#3.00	187	Ar	Spokane 74, 79, 84	Wash.	Lv	1895	10.45				
				Lv	Spokane 74, 79, 84	Wash.	Ar	1895		#3.00			
	12.15	5.58	1600	Lv	Hinkle	Ore.	Ar	610	4.25	1.55			
	12.22		1606	"	Ordnanco	"	Lv	577	"	D.			
	N.		1620	"	Boardman (<i>Columbia River</i>)	"	"	282	"	D.			
	N.		1635	"	Heppner Jct.	"	"	307	"	D.			
	1.10		1646	"	Arlington	"	"	295	"	D.			
	N.		1654	"	Blalock	"	"	281	"	D.			
	N.		1674	"	Rufus	"	"	193	"	D.			
	N.		1680	"	Biggs	"	"	170	"	D.			
	2.30	7.25	1700	Ar	The Dalles (<i>Mt. Hood to South</i>) 86	"	Lv	99	2.45	12.25			
	2.40	7.25	1700	Lv	The Dalles (<i>Columbia River Gorge</i>)	"	Ar	99	2.45	12.20			
	N.		1715	"	Mosier	"	Lv	99	"	D.			
	3.17	7.54	1721	"	Hood River (<i>Mt. Adams, no.</i>)	"	"	103	2.14	11.50			
	N.		1734	"	Wyeth	"	"	97	"	D.			
	N.		1741	"	Cascade Locks	"	"	101	"	D.			
	N.		1745	"	Bonneville	"	"	51	"	D.			
	N.		1754	"	Multnomah Falls	"	"	42	"	D.			
	N.		1757	"	Bridal Veil (<i>Bridal Veil Falls</i>)	"	"	43	"	D.			
	N.		1761	"	Rooster Rock (<i>Latourell Falls</i>)	"	"	43	"	D.			
	N.		1768	"	Troutdale (<i>Mt. St. Helens no.</i>)	"	"	51	"	D.			
	5.00	9.15	1784	Ar	Portland (<i>Willamette River</i>)	Ore.	Lv	29	1.00	10.30			

**Footnotes for
Pages 20 and 21**

(Continued from page 20)

* Bus from Pendleton.

① Stops to let off paying passengers from Vancouver and beyond; also to take for points beyond Seattle.

② Stops to let off paying passengers from Spokane and East.

◆ Mileage shown on mile posts is from Council Bluffs. See General Information, Page 2

**SHIP
AND
TRAVEL
UNION
PACIFIC**

Between Portland, Tacoma and Seattle

All tickets over these lines are interchangeable and good on any train listed below.

WESTBOUND					Miles	Table No. 20A Continued Pacific Standard Time					Eleva- tion	EASTBOUND		
459 Daily	407 Daily	457 Daily				460 Daily	408 Daily	458 Daily						
1.30	5.00	9.45	0.0	Lv	Portland	Ore.	Ar	29	12.05	4.00	9.30			
1.49	5.18	10.03	8.7	"	Vancouver	Wash.	Ar	47	11.43	3.38	9.08			
			23.0	"	Ridgefield	"	Lv	39	"	"	"			
			28.4	"	Woodland (<i>Lewis River</i>)	"	"	32	"	"	"			
			37.5	"	Kalama	"	"	21	11.11	"	"			
2.29	5.55	10.40	47.7	"	Kelso-Longview	"	"	29	10.59	2.58	8.25			
f 2.39			52.6	"	Castle Rock	"	"	59	10.47	"	"			
			67.2	"	Vader	"	"	142	"	"	"			
f 2.56			73.7	"	Winlock	"	"	306	10.30		A.			
			80.0	"	Napavine	"	"	441	"	"	"			
3.11	6.39	11.24	87.1	"	Chehalis	"	"	189	10.14	2.17	7.44			
3.21	6.47	11.32	90.8	Ar	Centralia	"	Lv	188	10.07	2.10	7.37			
3.21	6.47	11.32	90.8	Lv	Centralia	"	Ar	188	10.07	2.10	7.37			
			98.1	"	Bucoda	"	"	255	"	"	"			
			101.8	"	Tenino	"	"	288	"	"	"			
f 3.44	7.08	11.53	109.8	Ar	East Olympia	"	Lv	219	9.43	1.47	7.14			
	7.08	11.53	109.8	Lv	East Olympia	Wash.	Ar	219	9.43	1.47	7.14			
			120.3	"	Nisqually	Wash.	Lv	85	"	"	"			
			129.1	Lv	Stellacoom	"	"	15	"	"	"			
4.25	7.49	12.34	144.7	Ar	Tacoma (<i>Rainier</i>)	"	Lv	13	9.01	1.05	6.32			
4.33	7.53	12.38	144.7	Lv	Tacoma (<i>Nat'l Park</i>)	"	Ar	13	8.57	1.02	6.27			
	①			"	Puyallup	"	Lv	50	"	"	"			
			154.4	"	Summer	"	"	○	"	"	K.			
f 4.59			161.5	"	Auburn (<i>Army Depot</i>)	"	"	73	○	"	K.			
			166.5	"	Kent	"	"	43	○	"	K.			
		1.30	183.4	Ar	Seattle (<i>Union Depot</i>)	"	Lv	15	"	"	5.30			
5.30	8.45		183.4	Ar	Seattle (<i>King St. Sta.</i>)	Wash.	Lv	15	8.05	12.15				



Kansas City and Denver

Denver, Cheyenne and Salt Lake City

WESTBOUND Read Down			EASTBOUND Read Up		
Portland Rose 17 Daily	City of Kansas City 9 Daily	M I L E S	Table No. 24 The Overland Route		
			Eleva- tion	City of Kansas City 10 Daily	Port- land Rose 18 Daily
(Central Standard Time)					
8.00	8.00	0	Lv	Kansas City	8.30
B	B	2	"	Kansas City	"
		10	"	Muncie	"
		14	"	Edwardsville	"
		18	"	Bonner Springs	"
8.42	8.39	40	"	Lawrence 50 (U. of Kan.)	7.30
		52	"	Perry	"
9.11	9.12	68	"	Topeka (Kan. Capital)	7.01
		79	"	Silver Lake	"
		84	"	Rossville	"
		92	"	St. Marys (St. Mary Col.)	"
		98	"	Belvue	"
		105	"	Wamego	"
10.02	10.05	119	"	Manhattan	6.10
		130	"	East Funston	"
		136	"	Ft. Riley (Army Post)	"
		140	Ar	Junction City	5.45
10.25	10.29	140	Lv	Junction City	5.40
10.30	10.34	152	"	Chapman	"
		164	"	Ableene	5.06
		172	"	Solomon	"
11.20	11.20	187	Ar	Salina 27, 28	4.40
11.40	11.35	187	Lv	Salina (Smoky Hill)	4.20
		201	"	Brookville	"
		219	"	Kanopolis (Salt Mines)	"
N	N	224	"	Ellsworth	3.43
		232	"	Black Wolf	"
		240	"	Wilson	"
		246	"	Dorrance	"
		253	"	Bunker Hill	"
N	N	263	"	Russell	3.05
		272	"	Gorham	"
		276	"	Walker	"
		280	"	Victoria	"
1.21	1.10	290	"	Hays (Ft. Hays College)	2.37
1.41	1.49	303	Ar	Hills (Cent. Stand. Time)	2.20
Set watch back one hour		303	Lv	Hills (M'n Stand. Time)	1.15
12.46	12.59	314	"	Ogallah	"
		322	"	Wakeeney	12.50
		336	"	Collyer	"
		343	"	Quinter	T
		351	"	Buffalo Park	"
		356	"	Grainfield	T
		365	"	Grinnell	"
		371	"	Campus	"
1.57	2.08	377	"	Oakley 28	12.45
		386	"	Monument	12.01
		394	"	Page City	"
		399	"	Winona	T
		408	"	McAllaster	"
		421	"	Wallace	"
2.47	2.59	430	"	Sharon Springs	11.59
		442	"	Weskan	11.11
R		463	"	Cheyenne Wells	T
		474	"	First View (Rocky Mts)	"
		488	"	Kit Carson (directly west)	"
		508	"	Aroya	"
		518	"	Boyero	"
4.23	4.33	536	"	Hugo	10.25
4.40	4.51	551	"	Limon	10.08
		557	"	River Bend	9.15
		572	"	Agate (Antelope Range)	"
		584	"	Deer Trail	"
		597	"	Byers	"
		603	"	Strasburg	"
		609	"	Bennett	"
		618	"	Watkins (Rocky Mts)	"
6.10	6.45	640	Ar	Denver 17, 30, 31 (15 mi. west.)	8.45

WESTBOUND Read Down			EASTBOUND Read Up		
			Table No. 30 The Overland Route (Mountain Standard Time) See Table 93 for Bus Service Denver - Cheyenne:		
Portland Rose 17-5 Daily	City of Kansas City 9-103 Daily	M I L E S	Eleva- tion	City of Kansas City 104-10 Daily	Port- land Rose 6-18 Daily
6.40	7.15	0	Lv	Denver 17, 31	7.00
		14	"	Henderson	"
		19	"	Brighton	"
		26	"	Lupton	"
		35	"	Platteville	"
		40	"	Gilcrest	"
7.42	8.27	46	"	La Salle 17, 31	7.01
		48	"	Evans	"
		52	"	Greeley 17	5.35
		56	"	Lucerne	"
		59	"	Eaton	"
		63	"	Ault	"
		67	"	Pierce	"
		72	Lv	Nunn	"
8.45	9.30	106	Ar	Cheyenne 1, 2	6.00
9.00	10.45	106	Lv	Cheyenne	5.10
10.15	12.07	162	Ar	Laramie	3.50
10.25	12.08	162	Lv	Laramie	3.49
w		202	"	Rock River	"
w		219	"	Medicine Bow	"
w		239	"	Hanna	"
12.30	1.55	279	"	Rawlins	2.06
2.30	3.42	398	"	Rock Springs	12.10
3.00	4.15	413	Ar	Green River	11.50
3.30	4.25	413	Lv	Green River	11.45
5.05	6.10	513	"	Evanston	10.05
6.45	8.00	589	Ar	Ogden	8.35
7.05	8.15	589	Lv	Ogden	7.50
7.55	9.05	625	Ar	Salt Lake City	7.00

Denver — La Salle — Greeley — Ft. Collins					
Table No. 31 (Mountain Standard Time)			Table No. 32 (Mountain Standard Time)		
Ar	Lv	City	Ar	Lv	City
	8.20	La Salle	8.30	3.05	La Salle
	8.30	Ft. Collins	3.25	3.25	Lv Greeley
	9.15	Ft. Collins	5.00	5.00	Ar Ft. Collins
	Lv Denver	8.30	10.30	3.30	5.45
	Ar Ft. Collins	10.25	12.25	5.25	7.40
	Lv Ft. Collins	9.25	1.30	3.30	6.00
	Ar Denver	11.20	3.25	5.25	7.55

Solomon — Beloit			
Table No. 26 (Central Time)			
Mis.	Ar	Lv	City
0	"	Solomon 24	Ar
7	"	Niles	Lv
15	"	Bennington	"
21	"	Lindsay	"
24	"	Minneapolis	"
29	"	Sumnerville	"
35	"	Delphos	"
42	"	Gasco	"
47	"	Simpson	"
50	"	Asherville	"
58	Ar	Beloit	Lv

Kansas City — Salina — McPherson			
Table No. 27 (Central Time)			
Mis.	Ar	Lv	City
0	"	Salina	Ar
8	"	Mentor	Lv
12	"	Assaria	"
16	"	Bridgeport	"
21	"	Lindsborg	"
27	"	Johnstown	"
30	"	Hilton	"
36	Ar	McPherson	Lv

Echo — Coalville — Park City			
Table No. 32 (Mountain Time)			
Mis.	Ar	Lv	City
0	Lv	Echo	Utah Ar
5	"	Coalville	Lv
13	"	Wanship	"
28	Ar	Park City	Lv

Laramie — Centennial — Walden			
Table No. 33 (Mountain Time)			
Mis.	Ar	Lv	City
0	Lv	Laramie	Wyo. Ar
30	"	Centennial	"
40	"	Albany	"
55	"	Fox Park	"
74	"	Kings Canon	Colo.
80	"	Northgate	"
92	Ar	Walden	Lv

Kansas City — Salina — Plainville — Oakley			
Table No. 28 (Central Time)			
Mis.	Ar	Lv	City
0	"	Salina	Kan. Ar
6	"	Shipton	Lv
12	"	Culver	"
19	"	Tescott	"
24	"	Beverly	"
27	"	Shady Bend	"
34	"	Lincoln Center	"
41	"	Vesper	"
47	"	Sylvan Grove	"
56	"	Lucas	"
66	"	Luray	"
72	"	Waldo	"
87	"	Paradise	"
95	"	Natoma	"
104	"	Codell	"
104	Ar	Plainville	Lv
111	"	Zurich	"
118	"	Palco	"
123	"	Damar	"
129	"	Bogue	"
138	"	Hill City	"
145	"	Penokee	"
150	"	Morland	"
155	"	Studley	"
170	"	Hoxie	"
186	"	Menlo	"
204	Ar	Colby	Lv
204	Lv	Colby	Ar
213	"	Mingo	Lv
225	Ar	Oakley	Lv

Walcott — Saratoga — Encampment			
Table No. 34 (Mountain Time)			
Mis.	Ar	Lv	City
0	Lv	Walcott 2	Wyo. Ar
12	"	Overland	Lv
21	"	Fish Hatchery	"
24	"	Saratoga	"
33	"	Cow Creek	"
44	Ar	Encampment	Lv

Salt Lake City, Ogden, Pocatello, Idaho Falls and Butte

WESTBOUND Read Down		Table No. 36 The Overland Route (Mountain Standard Time) (Tri-Weekly)		EASTBOUND Read Up	
Butte Special 35	M I L E S	Station	State	Elevation	Butte Special 36
7.30	0 Lv	Salt Lake City 2, 3, 4, 20, 40	Utah	Ar 4251	7.00
8.20	36 Ar	Ogden 2, 3, 4, 38, 40	"	Lv 4298	5.50
8.55	0 Lv	Ogden (Ogden Canyon)	"	Ar 4298	5.35
A.	9 "	Hot Springs (Mineral Springs)	"	" 4274	A.
A.	14 "	Willard (Great Salt Lake to west)	"	" 4265	A.
f 9.25	21 "	Brigham City 38	"	" 4306	5.05
A.	30 "	Honeyville <i>Wasatch Mts. to east</i>	"	" 4266	A.
A.	36 "	Dewey (Bear River)	"	" 4324	A.
A.	40 "	Collinston	"	" 4416	A.
A.	45 "	Wheeler (Bear River Canyon)	"	" 4445	f 4.25
10.10	49 "	Cache Junction 37	"	" 4461	A.
A.	57 "	Trenton	"	" 4481	A.
A.	61 "	Cornish	"	" 4481	A.
A.	62 "	Utida (Utah-Idaho boundary)	"	" 4522	A.
A.	65 "	Weston	Idaho	" 4605	A.
f 10.37	71 "	Dayton (Battle Creek Butte to east)	"	" 4746	f 3.59
A.	75 "	Clifton	"	" 4747	A.
A.	81 "	Oxford	"	" 4748	A.
A.	84 "	Swan Lake (Red Rock Pass)	"	" 4779	A.
f 11.04	95 "	Downey (Oxford Peak to east)	"	" 4854	f 3.34
A.	100 "	Virginia	"	" 4795	A.
A.	105 "	Arimo	"	" 4735	A.
f 11.25	111 "	McCammom 20	"	Ar 4751	f 3.15
A.	121 "	Inkom	"	Lv 4525	A.
11.55	134 Ar	Pocatello 20 (Portneuf River) Ⓟ	"	Lv 4463	2.45
12.25	134 Lv	Pocatello	"	Ar 4463	2.05
f 12.45	140 "	Tyhee <i>Ft. Hall Indian Reservations-Bannocks and Shoshones</i>	"	Lv 4459	A.
A.	146 "	Fort Hall	"	" 4447	f 1.43
A.	151 "	Gibson	"	" 4466	A.
A.	158 "	Blackfoot 56	"	" 4500	1.30
f 1.13	169 "	Firth (Snake River)	"	" 4568	f 1.13
f 1.20	176 "	Shelley (S Buttes west, Caribou Pk. north)	"	" 4627	1.05
1.30	185 Ar	Idaho Falls 39, 57, 58	"	Lv 4708	12.55
1.40	185 Lv	Idaho Falls (Falls in Snake River)	Idaho	Ar 4708	12.45
f 1.52	191 "	Payne	"	Lv 4745	f 2.33
f 1.58	197 "	Bassett	"	" 4770	f 2.27
f 2.06	202 "	Roberts	"	" 4775	12.09
f 2.27	217 "	Hamer	"	" 4802	f 2.03
f 2.36	223 "	Camas	"	" 4816	f 1.56
2.50	235 "	Dubois	"	" 5149	11.43
3.12	248 "	Spencer (Beaver Canyon)	"	" 5883	11.23
f 3.29	258 "	Humphrey	"	" 6512	f 11.06
f 3.41	265 "	Monida (Idaho-Mont. boundary)	Mont.	" 7998	10.57
f 3.55	273 "	Snowline	"	" 6564	f 10.43
4.10	280 "	Lima	"	" 6258	10.34
f 4.27	288 "	Dell	"	" 6014	f 10.21
f 4.34	294 "	Kidd	"	" 5819	f 10.13
f 4.45	302 "	Red Rock	"	" 5495	10.04
f 5.10	320 "	Barretts	"	" 5258	f 9.35
5.27	328 "	Dillon (State Normal College)	"	" 5096	9.25
f 5.43	340 "	Apex	"	" 5427	f 9.05
f 5.59	348 "	Navy	"	" 5000	f 8.53
f 6.13	359 "	Melrose <i>Phosphate Beds</i>	"	" 5183	f 8.38
f 6.24	365 "	Quinn <i>Fossil remains South</i>	"	" 5294	f 8.27
f 6.35	370 "	Divide	"	" 5397	8.17
f 6.53	381 "	Feely	"	" 5814	f 8.00
f 7.15	390 Ar	Silver Bow	"	" 5338	7.45
7.30	397 Ar	Butte (Largest mining camp on earth)	"	Lv 5490	7.30

Cache Junction — Logan — Preston

		Table No. 37 (Mountain Time)	
Mis.	Station	Mis.	Station
85 Lv	Cache Junction	85 Lv	Utah
93 " "	Mendon	93 " "	Ar
99 " "	Wellsville	99 " "	Lv
103 " "	Hyrum	103 " "	"
109 " "	Logan	109 " "	"
117 " "	Smithfield	117 " "	"
122 " "	Richmond	122 " "	"
129 " "	Franklin	129 " "	Ida.
136 Ar	Preston	136 Ar	Lv

Ogden-Brigham-Malad

		Table No. 38 (Mountain Time)	
Mis.	Station	Mis.	Station
36 Lv	Ogden 2, 3, 4, 38, 40	36 Lv	Utah
42 " "	Randall	42 " "	"
45 " "	Hot Springs	45 " "	"
50 " "	Willard	50 " "	Lv
57 Ar	Brigham City 38	57 Ar	Ar
57 Lv	Brigham City 38	57 Lv	Lv
63 " "	Corinne	63 " "	Lv
71 " "	Cropley	71 " "	"
75 " "	Tremonton	75 " "	"
77 " "	Garland	77 " "	"
82 " "	Fielding	82 " "	"
94 Ar	Malad	94 Ar	Ida. Lv

Pocatello - Yellowstone

(Summer Season)
(June 1 - August 26)

Bus Daily		Table No. 39 (Mountain Time)		Bus Daily	
○	Mis.	Station	State	○	Mis.
4.05	0 Lv	Pocatello (Bus)	Ida. Ar	7.30	
5.20	51 Ar	Idaho Falls 36 (Bus)	Ida. Ar	6.15	
5.35	51 Lv	Idaho Falls (Bus)	Ar	5.40	
8.05	158 Ar	West Yellowstone	Mont. Lv	3.00	



Idaho Falls - Victor

		Mixed 477*	Mis.	Table No. 40 (Mountain Time)		Mixed 478
		16.00	221 Lv	Idaho Falls	Ida. Ar	14.40
		6.23	229 " "	Ucon	" "	4.15
			233 " "	Garry	" "	
		6.42	235 " "	Rigby	" "	4.00
		f 6.50	239 " "	Lorenzo	" "	f 3.45
		f 6.57	242 " "	Thornton	" "	f 3.35
		7.10	247 " "	Rexburg	" "	3.20
		7.20	251 " "	Sugar City	" "	3.10
		7.35	258 " "	St. Anthony	" "	2.55
		8.10	272 Ar	Ashton	" Lv	2.20
		8.30	272 Lv	Ashton 36	" Ar	1.65
			274 " "	Marysville	" Lv	
		f 8.55	278 " "	Grainville	" "	f 1.33
		9.10	281 " "	Drummond	" "	1.22
		f 9.25	285 " "	France	" "	f 1.08
		f 9.35	288 " "	Lamont	" "	f 12.58
		f 10.08	298 " "	Felt	" "	f 12.25
		10.23	302 " "	Tetonia	" "	12.09
		11.42	309 " "	Driggs	" "	11.50
		f 11.05	318 Ar	Victor	Ida. Lv	f 11.20

Footnotes for Pages 22 and 23

A Stops to take on or to let off paying passengers.

B Stops to take paying passengers for Denver and beyond.

C Stops to let off paying passengers from Denver and beyond.

J Stops to let off paying passengers from Granger or beyond, also to take paying passengers for Denver or beyond.

K Freight service only.

N Stops to let off paying passengers from Topeka, Lawrence and Kansas City; also to take for Denver or beyond.

O Stops to let off paying passengers from Denver or beyond; also to take for Kansas City.

R Stops to take paying passengers for Denver or beyond; also to let off paying passengers from Salina and east thereof.

T Stops to let off paying passengers from Denver and beyond; also to take for Salina and east thereof where train is scheduled to stop.

W Conditional stop; see table 2.

X Stops to let off paying passengers from Denver and beyond; also to take for Topeka, and for Kansas City.

Z Stops to let off paying passengers from east of Denver; also to take for Laramie or scheduled stops beyond.

(f) Stops only on signal. † Daily except Sunday. * Daily.

□ Mixed train.

† Checked baggage not handled to or from station at Kansas City, Kans.

■ Operates tri-weekly only. No. 35 leaves Salt Lake City on Thu., Sat. and Mon. No. 36 leaves Butte on Fri., Sun and Tue.

● Local freight with caboose only.

○ Pocatello, Idaho is rail gateway to Yellowstone-Grand Teton National Parks. During summer season (June 1 to August 26) motor buses transport passengers between Pocatello and the Parks. Consult Agent.

Union Pacific Branch Lines

Omaha—No. Platte—So. Torrington

Mixed 93	Mls.	Table No. 42	Mixed 94
*11.50		Lv Omaha Neb. Ar	* 1.30
<i>Mountain Time</i>			
		Lv No. Platte "Ar	* 6.30
* 5.35	0	Coker "Lv	f 5.50
f 6.05	20	Sarben "Lv	f 5.35
f 6.18	30	Nevens "f	5.25
f 6.27	37	Keystone "f	5.15
f 6.41	45	Martin "f	5.03
f 6.51	52	Lemoine "f	4.53
f 7.01	58	Belmar "f	4.46
f 7.10	64	Ruthton "f	4.39
f 7.18	69	Lewellen "f	4.30
7.32	76	Oshkosh "f	4.10
7.51	88	Lisco "f	3.45
8.12	103	Broadwater "f	3.24
8.34	117	Towers "f	3.11
f 8.47	127	Northport "f	3.05
f 8.57	131	Mohler "f	2.46
f 9.09	139	So. Bayard "f	2.39
f 9.18	144	McGrew "f	2.29
f 9.27	149	Melbeta "f	2.19
9.37	155	Gering "Lv	2.00
9.55	163	Gering "Ar	1.50
10.05	163	Gering "Ar	1.50
f10.14	169	Haig "f	1.36
f10.20	173	So. Mitchell "f	1.30
f10.31	179	So. Morrill "f	1.19
10.40	185	Lyman Neb. "f	1.09
f10.50	191	Huntley Wyo. "f	12.58
11.05	199	Ar Yoder "Lv	12.45
f11.10	199	Lv Yoder Wyo. Ar	12.35
f11.20	205	Veteran "Lv	12.23
f11.32	213	Cottier "Lv	12.10
*11.40	218	Ar So. Tor'ng'tn Lv	*12.05

199	Lv Yoder Wyo. Ar	
209	Hawk Sprgs. Lv	
221	Lagrange "Lv	
228	Tremain "Lv	
240	Albin "Lv	
247	Lindbergh "Lv	
293	Ar Cheyenne "Lv	

Kearney—Stapleton

Mixed 95	Mls.	Table No. 43	Mixed 96
H9.00	0	Lv Kearney 1 Neb. Ar	H9.20
9.50	17	Amherst "Ar	8.05
10.15	26	Miller "Ar	7.40
10.30	33	Sumner "Ar	7.20
10.53	40	Eddyville "Ar	6.57
11.25	52	Oconto "Ar	6.28
12.30	66	Callaway "Ar	5.45
f 1.30	83	Arnold "Ar	f 4.55
f 2.10	95	Hoagland "Ar	f 4.20
f 2.30	99	Lv Gandy "Ar	f 4.08
H2.55	102	Ar Stapleton Neb. Lv	H4.00

Columbus—Norfolk

Mixed 97	Mls.	Table No. 44	Mixed 98
		<i>Central Time</i> (For Bus Service, See Table 92.)	
		Lv Columbus "Neb. Ar	
		Oconee "Lv	
		Platte Center "Lv	
		Humphrey "Lv	
		Madison "Lv	
		Ar Norfolk "Neb. Lv	

Central City—Valparaiso

Mls.	Table No. 45	Mixed 79	Mixed 80
	<i>Central Time</i>		
0	Lv Cent'l City, Neb. Ar	H 8.00	H 11.55
2	Heber "Ar	8.22	9.00
7	Hordville "Ar	9.52	11.00
13	Polk "Ar	11.00	H11.20
23	Stromsburg "Ar		
28	Osceola "Ar		
36	Shelby "Ar		
43	Rising City "Ar		
53	David City "Ar		
62	Brainard "Ar		
76	Ar Valparaiso "Lv		

Columbus—Spalding

Mixed 79	Mls.	Table No. 46	Mixed 80
		<i>Central Time</i>	
H 8.00	0	Lv Columbus, Neb. Ar	H 11.55
8.22	9	Oconee "Lv	1.30
	14	Monroe "Ar	1.20
8.52	21	Genoa "Ar	1.05
9.28	34	Fullerton "Lv	12.37
9.53	44	Belgrade "Ar	12.13
10.13	51	Cedar Rapids "Ar	11.55
H11.00	57	Ar Spalding "Lv	H11.20

Columbus—Albion

Mixed 81	Mls.	Table No. 47	Mixed 82
		<i>Central Time</i>	
E 8.00	0	Lv Columbus, Neb. Ar	E 2.05
8.22	9	Oconee "Lv	1.42
8.33	14	Monroe "Ar	1.30
8.49	21	Genoa "Ar	1.09
9.55	32	St. Edward "Ar	12.35
E10.45	43	Ar Albion "Lv	E12.10

Grand Island—Ord

Mls.	Table No. 48	Mixed 57	Mixed 58
	<i>Central Time</i>		
0	Lv Gr. Island, Neb. Ar		
11	Lv St. Libory "Ar		
22	Lv St. Paul 49 "Ar		
31	Lv Elba "Lv		
37	Cotese field "Ar		
46	Scotia "Ar		
49	North Loup "Ar		
61	Ar Ord "Neb. Lv		

Grand Island—Loup City

Mls.	Table No. 49	Mixed 59	Mixed 60
	<i>Central Time</i>		
0	Gr. Island, Neb. Ar		
22	St. Paul "Ar		
30	Dannebrog "Ar		
41	Boelus "Ar		
48	Rockville "Ar		
61	Ar Loup City "Lv		

Lawrence—Leavenworth

Mls.	Table No. 50	Mixed 61	Mixed 62
	<i>Central Time</i>		
0	Lv Lawrence, Kan. Ar		
13	Tonganoxie "Lv		
29	Lansing "Ar		
34	Ar Leavenworth "Lv		

**SHIP
and
TRAVEL
UNION PACIFIC**

Topeka—Marysville—
Grand Island

Mls.	Table No. 52	Mixed 83	Mixed 84
	<i>Central Time</i>		
0	Lv Topeka "Kan. Ar		
27	Emmett "Ar		
42	Onaga "Ar		
64	Frankfort "Ar		
80	Ar Marysville "Lv		
80	Lv Marysville "Ar		
85	Herkimer "Ar		
95	Hanover "Ar		
120	Fairbury "Neb. Ar		
134	Alexandria "Ar		
144	Belvidere "Ar		
151	Carleton "Ar		
158	Davenport "Ar		
168	Edgar "Ar		
176	Fairfield "Ar		
185	Glenvil "Ar		
194	Hastings "Ar		
207	Doniphan "Ar		
219	Ar Grand Isld "Lv		

St. Joseph—Marysville

Mls.	Table No. 53	Mixed 85	Mixed 86
	<i>Central Time</i>		
0	Lv St. Joseph, Mo. Ar		
5	Wathena, Kan. Lv		
14	Troy "Ar		
34	Robinson "Ar		
43	Hiawatha "Ar		
51	Morrill "Ar		
64	Sabetha "Ar		
77	Seneca "Ar		
89	Axtell "Ar		
99	Beattie "Ar		
105	Home "Ar		
113	Ar Marysville "Lv		

Blackfoot—Aberdeen—
Mackay

Mls.	Table No. 56	Mixed 87	Mixed 88
	<i>Mountain Time</i>		
0	Lv Blackfoot 38 "Ar		
5	Moreland "Ar		
7	Aberdeen Jct. "Ar		
11	Rockford "Ar		
17	Pingree "Ar		
27	Sterling "Ar		
35	Ar Aberdeen "Lv		
7	Lv Aberdeen Jct. "Ar		
20	Taber "Ar		
40	Scoville "Ar		
59	Arco "Ar		
67	Moore "Ar		
73	Darlington "Ar		
77	Leslie "Ar		
85	Ar Mackay "Lv		

Idaho Falls—Orvin—
St. Anthony

Mls.	Table No. 57	Mixed 89	Mixed 90
	<i>Mountain Time</i>		
0	Lv Idaho Falls "Ar		
3	Orvin "Lv		
4	Ken "Ar		
5	Lincoln "Ar		
9	Iona "Ar		
14	Mikaml "Ar		
19	Ririe "Ar		
24	Byrne "Ar		
31	Walker "Ar		
41	Newdale "Ar		
49	Ar St. Anthony "Lv		

Idaho Falls—Ucon—
St. Anthony

Mls.	Table No. 58	Mixed 91	Mixed 92
	<i>Mountain Time</i>		
0	Lv Idaho Falls, Ida. Ar		
8	Ucon "Ar		
12	Grant "Ar		
16	Lewisville "Ar		
18	Menan "Ar		
37	Egin "Ar		
46	Ar St. Anthony "Lv		

Minidoka—Twin Falls—
Buhl—Wells

Mixed 93	Mls.	Table No. 60	Mixed 94
		<i>Mountain Time</i>	
49			50
* 4.00	170	Lv Pocatello, Ida. Ar	*10.30
5.30	0	Minidoka "Ar	8.40
f 5.43	8	Acequia "Ar	f 8.28
6.10	14	Rupert 61 "Ar	8.20
f 6.18	20	Heyburn "Ar	f 8.08
6.35	22	Burley 62 "Ar	8.04
f 6.42	26	Starr's Ferry "Ar	f 7.53
f 6.54	34	Milner "Ar	f 7.41
7.07	41	Murtaugh "Ar	7.29
7.20	50	Hansen "Ar	7.16
7.27	53	Kimberly "Ar	7.10
8.10	59	Lv Twin Falls "Lv	7.00
8.20	59	Lv Twin Falls "Ar	6.45
8.32	66	Ar Filer "Lv	6.30
* 8.45	74	Ar Buhl "Lv	* 6.15
0	Lv Twin Falls "Ar		
11	Berger "Ar		
19	Hollister "Ar		
29	Rogerson "Ar		
56	Delaplain, Nev. "Ar		
69	Contact "Ar		
103	Summer Camp "Ar		
109	Melandco "Ar		
124	Ar Wells "Lv		

Minidoka—Rupert—Bliss

Mixed 95	Mls.	Table No. 61	Mixed 96
		<i>Mountain Time</i>	
* 5.30	0	Lv Minidoka, Ida. Ar	* 8.40
f 5.43	8	Acequia "Ar	f 8.28
* 6.10	14	Ar Rupert "Ar	* 8.20
♦ 1.45	14	Lv Rupert "Ar	♦ 4.35
2.05	23	Burley "Ar	4.20
3.20	63	Twin Falls "Ar	3.30
	70	Filer "Ar	
	80	Buhl "Ar	
♦ 4.30	111	Ar Bliss "Ar	♦ 12.50

Burley—Declo

Mls.	Table No. 62	Mixed 97	Mixed 98
	<i>Mountain Time</i>		
0	Lv Burley "Ida. Ar		
9	Ar Declo "Lv		

Nyssa—Homedale—
Marsing

Mls.	Table No. 64	Mixed 99	Mixed 100
	<i>Mountain Time</i>		
0	Lv Nyssa 20 "Ore. Ar		
8	Overstreet "Ar		
11	Adrian "Ar		
17	Napton "Ar		
25	Homedale, Ida. "Ar		
31	Claytonia "Ar		
33	Ar Marsing "Lv		

K Freight service only.

⊕ On days livestock is to be carried, train No. 82 runs about one-half hour later than schedule shown.

(f) Stops on signal.

* Daily. † Sunday only. ‡ Daily except Sundays and Holidays.

H Mondays, Wednesdays and Fridays only.

♦ Northwest Greyhound Lines daily bus—Rail tickets honored.

E Tuesdays, Thursdays, and Saturdays only.

☒ Rail tickets between Hastings and Grand Island honored on United Motor Ways, Inc. buses. See table No. 90.

Union Pacific Branch Lines

Richfield — Hill City

Table No. 65	
Mts. (Mountain Time)	65
0 Lv Shoshone 20. Ida. Ar	
15 " Richfield 69 " " Ar	
20 " Rawson " " " Lv	
37 " Magic " " " " K	
47 " Macon " " " " K	
55 " Selby " " " " " K	
59 " Fairfield " " " " " K	
73 Ar Hill City " " " " " K	

Nampa — Emmett — McCall

Table No. 67	
Mts. (Mountain Time)	67
0 " Nampa 20 " " Ar	
9 " Fischer " " " Lv	
9 " Middleton " " " " K	
19 " Jenness " " " " K	
27 " Emmett 71 " " " " K	
41 " Montour " " " " " K	
45 " Horseshoe Bend " " " " " K	
64 " Banks " " " " " K	
83 " Smith's Ferry " " " " K	
95 " Belvidere " " " " K	
96 " Cascade " " " " " K	
111 " Arling " " " " " K	
119 " Donnelly " " " " " K	
133 Ar McCall " " " " " K	

Caldwell — Wilder

Table No. 68	
Mts. (Mountain Time)	68
0 Lv Caldwell 20. Ida. Ar	
7 " Greenleaf " " " Lv	
11 Ar Wilder " " " " Lv	

Shoshone — Ketchum — Sun Valley

Table No. 69	
Mts. (Mountain Time)	69
0 Lv Shoshone 20. Ida. Ar	
15 " Richfield " " " " Lv	
37 " Picabo " " " " K	
52 " Bellevue " " " " K	
57 " Halley " " " " " K	
69 Ar Sun Valley " " " " " K	

Ontario — Vale — Crane and Burns

Table No. 70	
Mts. (Mountain Time)	70
0 Lv Ontario 20. Ore. Ar	
4 " Cairo " " " " Lv	
7 " Luse " " " " " K	
10 " Mallett " " " " " K	
16 Ar Vale " " " " " K	

16 Lv Vale " " " " Ar	
24 Ar Hope " " " " " K	
35 " Little Valley " " " " " K	
42 " Harper " " " " " " K	
51 " Namorf " " " " " " K	
62 " Jonesboro " " " " " " K	
74 " Juntura " " " " " " K	
87 " Long " " " " " " K	
93 " Riverside " " " " " " K	
103 " Dunnean " " " " " " K	
110 " Venator " " " " " " K	
127 " Crane " " " " " " K	
151 " Redess " " " " " " K	
157 Ar Burns " " " " " Lv	

Payette — Emmett

Table No. 71	
Mts. (Mountain Time)	71
0 Lv Payette 20. Ida. Ar	
5 " Fruitland " " " " Lv	
7 " Buckingham " " " " K	
17 " New Plymouth " " " " K	
21 " Letha " " " " " K	
29 Ar Emmett 67 " " " " Lv	

Portland — La Grande — Joseph

Table No. 72	
Mts. (Pacific Time)	72
0 Lv Portland " Ore. Ar	
299 Ar La Grande " " Lv	
0 Lv La Grande 20. " Ar	
8 " Allcel " " " " " K	
12 " Imbler " " " " " K	
21 " Elgin " " " " " K	
34 " Looking Glass " " " " K	
47 " Minam " " " " " K	
60 " Wallowa " " " " " K	
66 " Lostine " " " " " K	
78 " Enterprise " " " " " K	
84 Ar Joseph " " " Ore. Lv	

Weiser — New Meadows

Table No. 73	
Mts. (Mountain Time)	73
0 Lv Weiser 20. Ida. Ar	
12 " Presley " " " " " Lv	
32 " Midvale " " " " " K	
41 " Cambridge " " " " " K	
50 " Goodrich " " " " " K	
60 " Council " " " " " K	
67 " Fruitvale " " " " " K	
69 " Starkey " " " " " K	
72 " Glendale " " " " " K	
80 " Woodland " " " " " K	
82 " Tamarack " " " " " K	
90 Ar New Meadows " " " Lv	

Hinkle — Spokane *

Table No. 74		
20 Daily	Mts. (Pacific Time)	19 Daily
1.00	0 Lv Hinkle " " " Ar	3.15
f 1.45	31 Ar Wallula " Wash. Lv	f 2.08
" C. "	55 " Page " " " " " " " K	
" C. "	72 " Scott " " " " " " " K	
" C. "	79 " Ruxby " " " " " " " K	
2.58	86 Ar Ayer " " " " " Lv	1.04
2.58	86 Lv Ayer " " " " " Ar	1.04
	108 Ar Hooper Jct. " " " Lv	
	129 " Marengo " " " " " Lv	
f 4.53	173 " Cheney " " " " " f 11.12	
" C. "	180 " Marshall " " " " " " K	
5.30	191 Ar Spokane " Wash. Lv	10.45

Walla Walla — Wallula

Table No. 75	
Mts. (Pacific Time)	75
0 Lv Walla Walla Wn. Ar	
" Garrett " " " " " " K	
7 " Whitman " " " " " " K	
11 " Lowden " " " " " " K	
16 " Touchet " " " " " " K	
23 Lv Reeso " " " " " K	
31 Ar Wallula " Wash. Lv	

Ayer — Spokane*

Table No. 76	
Mts. (Pacific Time)	76
0 Lv Ayer " Wash. Ar	
21 " Hooper Jct. " " Lv	
22 " Hooper " " " " " K	
37 " La Crosse " " " " " K	
48 " Winona " " " " " K	
53 " Endicott " " " " " K	
73 " Colfax " " " " " " K	
91 " Garfield " " " " " " K	
100 " Farmington " " " " " " K	
112 Ar Tekoa " " " " " Lv	
112 Lv Tekoa " " " " " Ar	
119 " Latah " " " " " Lv	
127 " Fairfield " " " " " " K	
134 " Rockford " " " " " " K	
155 Lv Dishman " " " " " K	
157 Ar East Spokane " " " " " K	
161 Ar Spokane " Wash. Lv	

Colfax — Moscow*

Table No. 76a	
Mts. (Pacific Time)	76a
0 Lv Colfax " Wash. Ar	
10 " Shawnee " " " " Lv	
19 " Pullman " " " " Lv	
28 Ar Moscow " Ida. Lv	

Ayer — Lewiston*

Table No. 77	
Mts. (Pacific Time)	77
0 Lv Ayer " " " " Ar	
17 Ar Riparia " " " " Lv	
0 Lv Camas Prairie R. R. Riparia " Wash. Ar	
15 " Central Ferry " " " Lv	
24 " Penawawa " " " " K	
29 " Swift " " " " " K	
32 " Schultz " " " " " K	
36 " Alnota " " " " " K	
43 " Wawawai " " " " " K	
44 " Crum " " " " " K	
50 " Bishop " " " " " K	
55 " Indian " " " " " K	
62 " Moses " " " " " K	
66 " Wilma " " " " " K	
72 Ar Lewiston " Ida. Lv	

0 Lv Camas Prairie R. R. Lewiston " " " " Ar	
9 " North Lapwal " " " Lv	
10 " Spalding " " " " " K	
14 " Arrow " " " " " " K	
27 " Lenore " " " " " K	
34 " Peck " " " " " " K	
43 " Orofino " " " " " " K	
51 " Greer " " " " " " K	
58 " Pardee " " " " " " K	
65 " Kamiah " " " " " " K	
73 " Kooskia " " " " " " K	
76 Ar Stites " " " " " Lv	
72 Lv Camas Prairie R. R. Lewiston " " " " Ar	
81 " North Lapwal " " " " Lv	
82 " Spalding " " " " " K	
86 " Lapwal " " " " " K	
88 " Sweetwater " " " " " K	
92 " Jacques " " " " " K	
94 " Culesac " " " " " K	
108 " Rubens " " " " " K	
112 " Craig Jct. " " " " " K	
117 " Craigmont " " " " " K	
125 " Ferdinand " " " " " K	
133 " Cottonwood " " " " " K	
142 " Fenn " " " " " K	
149 Ar Grangeville " Ida. Lv	


Hinkle — Yakima*

Table No. 78	
Mts. (Pacific Time)	78
958 Lv Hinkle " Oro. Ar	
986 Ar Wallula " Wash. Lv	
0 Lv Wallula " Wash. Ar	
9 " Villard " " " " " K	
16 " Kennewick " " " " " K	
39 " Benton City " " " " " K	
60 " North Prosser " " " " K	
60 " Grandview " " " " K	
66 Ar Midvale " " " " Lv	
69 Ar Sunnyside Wash. Lv	
69 Lv Sunnyside Wash. Ar	
66 Lv Midvale " Wash. Ar	
70 " Emerald " " " " Lv	
76 " Granger " " " " " K	
81 " Zillah " " " " " K	
84 " Buena " " " " " K	
87 " Sawyer " " " " " K	
89 " Donald " " " " " K	
93 " Parker " " " " " K	
101 Ar Yakima " Wash. Lv	

Footnotes for Page 25
 * See Page 26 for bus service.
 Rail tickets honored.
 † Daily except Sunday.
 C Stops to let off paying passengers from Hinkle or beyond.
 K Freight service only.
 Time from 12:01 midnight to 12:00 noon shown in light face type.
 Time from 12:01 noon to 12:00 midnight shown in heavy face type.
 Figures opposite junction points refer to tables showing diverging trains.

When Away From Home ...

... remember this symbol of help for all travelers and newcomers in trouble. You will find the **Travelers Aid** lamp in all major rail terminals. Travelers Aid is a social service supported by voluntary contributions through Community Chests and United Funds.



Along the UNION PACIFIC route **Travelers Aid** is in —

Kansas City	Chicago	Denver
Long Beach	Spokane	
Los Angeles	Salt Lake City	

Low Family Fares in effect daily. Good in sleeping cars and coaches.

Connecting Bus Service

Spokane — Kellogg — Wallace

Table No. 79 (Pacific Time) Buses are on Mountain Time at Kellogg-Wardner, Osburn and Wallace					
Bus Daily	Bus Daily	Mts.	Ar	Bus Daily	Bus Daily
4.20	8.40	0	Lv	9.05	2.50
		4	Lv		
		7	Lv		
		10	Lv		
		16	Lv		
		19	Lv		
		22	Lv		
		27	Lv		
		34	Lv		
		42	Lv		
		49	Ar		
		49	Lv		
		65	Ar		
		72	Lv		
		80	Lv		
		83	Lv		
		88	Lv		
		95	Lv		
		99	Lv		
H.S.	H.S.	107	Lv	H.S.	H.S.
		112	Lv		
		113	Lv		
6.40	11.00	119	Lv	8.30	2.15
6.50	11.10	125	Lv	8.20	2.05
7.05	11.35	130	Ar	8.15	2.00

Pendleton — Walla Walla — Lewiston — Pullman — Moscow — Colfax — Spokane

Table No. 84 (Pacific Time)					
Bus Daily	Bus Daily	Bus Daily	Ar	Bus Daily	Bus Daily
5.00	7.35	3.00	Lv	10.10	2.25
5.27	8.03	H.S.	Lv	H.S.	H.S.
H.S.	8.10	H.S.	Lv	H.S.	H.S.
5.45	8.25	3.35	Lv	1.15	8.35
6.05	8.45	3.55	Lv	1.30	1.30
6.30	9.10	4.15	Lv	9.00	1.20
7.15	9.55	4.55	Lv	8.15	12.35
8.00	10.40	5.40	Lv	7.30	11.50
8.45	11.25	6.25	Lv	6.45	11.05
No.	No.	No.	Ar	No.	No.
2944	2942	2946		2941	2943
9.00	11.55	7.00	Lv	10.14	6.15
9.55	1.15	8.25	Lv	9.09	5.25
			Lv	8.52	5.05
			Lv	8.15	9.50
			Lv	7.58	
10.19	1.40	8.50	Lv		
11.40	3.00	10.10	Lv	4.40	9.25
			Lv	3.15	8.00

Pendleton — Walla Walla — Yakima

Table No. 84a (Pacific Time)				
U.P. Train	Ar	U.P. Train	U.P. Train	Ar
105	5.15	106	6.01	18
5.00	7.35	6.05	8.45	12.55
6.30	9.00	7.10	9.40	10.00
7.30	10.00	7.58	10.25	8.37
8.37	11.04	8.49	11.15	9.00
f.	11.29	f.	11.42	9.30
f.	11.52	10.10	11.59	12.40

The Dalles — Bend

Table No. 86 (Pacific Time)			
Motor Bus	Motor Bus	Mts.	Ar
No. 2	No. 14		10.35
2.20	4.40	15	42
2.45	4.75	53	69
3.31	5.52	69	99
5.05	6.30	143	148
5.40	6.10	165	Ar
12.05	6.45	0	Ar
4.05	10.45	160	Ar

AMERICAN
CANCER
SOCIETY

Grand Island — Hastings

Via United Motor Ways, Inc.—Rail Tickets Honored

Table No. 90 (Central Time)					
Motor Bus	Motor Bus	Motor Bus	Motor Bus	Motor Bus	Motor Bus
Daily	Daily	Daily	Daily	Daily	Daily
9.40	5.00	12.15	10.00	Lv	7.45
10.05	5.25	12.35	10.25	Lv	7.30
10.15	5.35	12.45	10.35	Lv	7.20
10.25	5.45	1.00	10.45	Ar	7.10

Lincoln — Omaha (Rail Tickets Honored)

Table No. 91 (Central Time)				
Motor Bus	Motor Bus	Motor Bus	Motor Bus	Motor Bus
Daily	Daily	Daily	Daily	Daily
Lv	Lincoln	Neb.	7.30	9.55
Ar	Omaha (18th and Farnam)	Neb.	8.30	10.55
Lv	Omaha (18th and Farnam)	Neb.	2.45	8.00
Ar	Lincoln	Neb.	3.45	9.00

Denver — Cheyenne

Table No. 93
(Mountain Standard Time)

Motor Bus	Motor Bus	Motor Bus	Motor Bus	Motor Bus
Daily	Daily	Daily	Daily	Daily
3.45	9.30	11.00	5.00	10.00
	10.05	11.35	6.35	9.20
	10.15	11.45	5.45	9.10
	10.25	11.55	f.	8.55
	f.	f.	f.	f.
	f.	f.	f.	f.
5.00	10.50	12.20	6.20	8.35
	11.03	12.33	6.33	8.22
	11.08	12.38	6.38	8.17
	11.13	12.43	6.43	8.12
	f.	f.	f.	f.
6.05	11.59	1.30	7.25	7.30

Footnotes for Page 26

☐ Western Greyhound Lines

♦ Empire Lines.

♣ Pacific Trailways—

○ Southwestern Greyhound (Rail tickets honored on above bus lines.)

* Daily.

† Daily except Sunday.

(f) Stops only on signal.

(H.S.) Highway Stop.

Buses use bus stations at Denver, and Lincoln, not railroad depots



RESERVED COACH SEAT CHARGES "THE CHALLENGER" — "CITY OF LOS ANGELES" — "CITY OF SAN FRANCISCO"

BETWEEN	Chicago, Ill.	Savanna, Ill.	Perry, Ia.	Omaha, Neb.	Grand Island, Neb.	North Platte, Nebr.	Sidney, Neb.	Cheyenne, Wyo.	Rawlins, Wyo.	Ogden, Utah	Salt Lake City, Utah	Milford, Utah	Caliente, Nev.	Las Vegas, Nev.	Los Angeles, Cal.	Reno, Nev.	Sacramento, Cal.	San Francisco, Cal.
Chicago, Ill.		\$ ②	\$.75	\$.75	\$1.75	\$2.00	\$2.00	\$2.00	\$2.25	\$2.25	\$2.25	\$2.75	\$3.00	\$3.00	\$3.00	\$4.00	\$4.00	\$4.00
Savanna, Ill.	②		.75	.75	1.75	2.00	2.00	2.00	2.25	2.25	2.25	2.75	3.00	3.00	3.00	4.00	4.00	4.00
Perry, Iowa	.75	.75		.75	1.75	2.00	2.00	2.00	2.25	2.25	2.25	2.75	3.00	3.00	3.00	4.00	4.00	4.00
Omaha, Nebr.	.75	.75	.75		1.00	1.25	1.25	1.25	1.50	1.50	1.50	2.00	2.25	2.25	2.25	3.25	3.25	3.25
Grand Island, Nebr.	1.75	1.75	1.75	1.00		1.00	1.25	1.25	1.50	1.50	1.50	2.00	2.25	2.25	2.25	3.25	3.25	3.25
North Platte, Nebr.	2.00	2.00	2.00	1.25	1.00		1.00	1.25	1.25	1.50	1.50	2.00	2.25	2.25	2.25	3.25	3.25	3.25
Sidney, Nebr.	2.00	2.00	2.00	1.25	1.25	1.00		1.00	1.25	1.50	1.50	2.00	2.25	2.25	2.25	3.00	3.00	3.00
Cheyenne, Wyo.	2.00	2.00	2.00	1.25	1.25	1.25	1.00		1.00	1.50	1.50	2.00	2.25	2.25	2.25	3.00	3.00	3.00
Rawlins, Wyo.	2.25	2.25	2.25	1.50	1.50	1.25	1.25	1.00		1.25	1.25	1.75	1.75	2.00	2.00	3.00	3.00	3.00
Ogden, Utah	2.25	2.25	2.25	1.50	1.50	1.50	1.50	1.50	1.25		1.00	1.50	1.50	1.50	1.50	2.00	2.25	2.25
Salt Lake City, Utah	2.25	2.25	2.25	1.50	1.50	1.50	1.50	1.50	1.25	1.00		1.00	1.50	1.50	1.50			
Milford, Utah	2.75	2.75	2.75	2.00	2.00	2.00	2.00	2.00	1.75	1.75	1.50		1.00	1.25	1.50			
Caliente, Nev.	3.00	3.00	3.00	2.25	2.25	2.25	2.25	2.00	1.75	1.50	1.50	1.00		1.00	1.25			
Las Vegas, Nev.	3.00	3.00	3.00	2.25	2.25	2.25	2.25	2.00	2.00	1.50	1.50	1.25	1.00		1.00			
Los Angeles, Calif.	3.00	3.00	3.00	2.25	2.25	2.25	2.25	2.00	2.00	1.50	1.50	1.25	1.00	1.00				
Reno, Nev.	4.00	4.00	4.00	3.25	3.25	3.25	3.25	3.00	3.00	2.00							1.00	1.00
Sacramento, Calif.	4.00	4.00	4.00	3.25	3.25	3.25	3.25	3.00	3.00	2.25								
San Francisco, Calif.	4.00	4.00	4.00	3.25	3.25	3.25	3.25	3.00	3.00	2.25								

"CITY OF KANSAS CITY" — "CITY OF KANSAS CITY-CITY OF SAN FRANCISCO"

BETWEEN	Kansas City, Mo.	Topeka, Kan.	Manhattan, Kans.	Salina, Kan.	Russell, Kans.	Oakley, Kans.	Denver, Colo.	Cheyenne, Wyo.	Rawlins, Wyo.	Ogden, Utah	Salt Lake City, Utah	Milford, Utah	Caliente, Nev.	Las Vegas, Nev.	Los Angeles, Cal.	Reno, Nev.	Sacramento, Cal.	San Francisco, Cal.
Kansas City, Mo.	\$ 1.00	\$1.00	\$1.00	\$1.00	\$1.25	\$1.25	\$1.50	\$1.50	\$1.50	\$1.50	\$2.00	\$2.00	\$2.00	\$2.25	\$2.25	\$3.25	\$3.25	\$3.25
Topeka, Kans.	1.00		1.00	1.00	1.00	1.00	1.50	1.50	1.50	1.50	1.50	2.00	2.00	2.25	2.25	3.00	3.00	3.00
Manhattan, Kans.	1.00	1.00		1.00	1.00	1.00	1.50	1.50	1.50	1.50	1.50	2.00	2.00	2.00	2.00	3.00	3.00	3.00
Salina, Kans.	1.00	1.00	1.00		1.00	1.00	1.50	1.50	1.50	1.50	1.50	2.00	2.00	2.00	2.00	3.00	3.00	3.00
Russell, Kans.	1.25	1.00	1.00	1.00		1.00	1.50	1.50	1.50	1.50	1.50	2.00	2.00	2.00	2.00	3.00	3.00	3.00
Oakley, Kans.	1.25	1.00	1.00	1.00	1.00		1.25	1.50	1.50	1.50	1.50	2.00	2.00	2.00	2.00	3.00	3.00	3.00
Denver, Colo.	1.50	1.50	1.50	1.50	1.50	1.25		1.00	1.25	1.50	1.50	2.00	2.00	2.00	2.00	3.00	3.00	3.00
Cheyenne, Wyo.	1.50	1.50	1.50	1.50	1.50	1.50	1.00		1.00	1.50	1.50	2.00	2.00	2.00	2.00	3.00	3.00	3.00
Rawlins, Wyo.	1.50	1.50	1.50	1.50	1.50	1.50	1.25	1.00		1.25	1.25	1.75	1.75	2.00	2.00	3.00	3.00	3.00
Ogden, Utah	1.50	1.50	1.50	1.50	1.50	1.50	1.50	1.50	1.25		1.00	1.50	1.50	1.50	1.50	2.00	2.25	2.25
Salt Lake City, Utah	1.50	1.50	1.50	1.50	1.50	1.50	1.50	1.50	1.25	1.00		1.00	1.50	1.50	1.50			
Milford, Utah	2.00	2.00	2.00	2.00	2.00	2.00	2.00	1.75	1.75	1.50	1.00		1.00	1.25	1.50			
Caliente, Nev.	2.00	2.00	2.00	2.00	2.00	2.00	2.00	2.00	1.75	1.50	1.00			1.00	1.25			
Las Vegas, Nev.	2.25	2.25	2.25	2.00	2.00	2.00	2.00	2.00	2.00	1.50	1.50	1.25	1.00		1.00			
Los Angeles, Calif.	2.25	2.25	2.25	2.00	2.00	2.00	2.00	2.00	2.00	1.50	1.50	1.50	1.25	1.00				
Reno, Nev.	3.25	3.00	3.00	3.00	3.00	3.00	3.00	3.00	3.00	2.00							1.00	1.00
Sacramento, Calif.	3.25	3.00	3.00	3.00	3.00	3.00	3.00	3.00	3.00	2.25								
San Francisco, Calif.	3.25	3.00	3.00	3.00	3.00	3.00	3.00	3.00	3.00	2.25								

Each person occupying a seat, including children, must pay full Reserved Coach Seat Fare.

Only exception is for missed connection due to delayed trains.

NO REFUND unless space released not later than:

② Charge not applicable locally Chicago-Savanna, Ill. inclusive.

The Reserved Seat charge does not apply on trips made within the State of California.

- (a) 48 hours before departure if bought more than 48 hours in advance.
- (b) 24 hours before departure if bought 24 to 48 hours in advance.
- (c) 3 hours before departure if bought on day of departure.

UNION PACIFIC TRAINS USE THESE STATIONS

Boise, Idaho: Union Pacific Station.
Butte, Montana: Union Station.
Cheyenne, Wyo: Union Pacific Station.
Chicago, Illinois: Union Station, Canal Street and Jackson Boulevard.
Denver, Colorado: Union Station.
Kansas City, Mo: Union Station, Main Street and Union Station Plaza.
Los Angeles, Calif: Los Angeles Union Passenger Terminal.

East Los Angeles: Union Pacific Station.
Oakland, Calif: Southern Pacific 16th Street Station.
Ogden, Utah: Union Station.
Olympia, Wash: Union Pacific Station.
Omaha, Nebraska: Union Station, 10th and Marcy Streets.
Pendleton, Oregon: Union Pacific Station, Corner Main and Frazer Sts.

Pocatello, Idaho: Union Pacific Station.
Portland, Oregon: Union Station, Sixth and Johnson Streets.
Riverside, Calif: Union Pacific Station.
San Bernardino, Calif: Union Station.
San Francisco, Calif: Third and Townsend Station.
Salina, Kansas: Union Station.
Salt Lake City, Utah: Union Pacific Station.

Seattle, Wash: Union Station, 4th Avenue, South, and Jackson Street.
Spokane, Washington: Union Station.
St. Louis, Mo: Union Station, 18th and Market Streets.
Tacoma, Washington: Union Station.
Topeka, Kansas: Union Pacific Station, Railroad and North Jackson Streets.

ONE WAY RAIL FARES

The WESTBOUND fares shown herein are those in effect June 15, 1969 taken from latest available tariffs, and do not reflect any change in fares which may be authorized at a subsequent date. Fares are quoted as information only and are not to be used for selling purposes.

Table with columns: FROM, TO, CLASS, and fare amounts for various routes including Los Angeles, San Diego, San Francisco, Portland, Seattle, Spokane, Salt Lake City, Denver, Boise, Las Vegas, and others.

Where Railroads are specified, fares apply via such railroads up to Gateways, i.e., Chicago or St. Louis.
* To Los Angeles only.
* Via Chicago, St. Louis or Kansas City.
* When transfer of passenger between stations in E-LRR and Chicago.

ROUND TRIP RAIL FARES — SIX MONTHS LIMIT

The WESTBOUND fares shown herein are those in effect June 15, 1969 taken from latest available tariffs, and do not reflect any change in fares which may be authorized at a subsequent date. Fares are quoted as information only and are not to be used for selling purposes.

Table with columns: FROM, TO (CLASS), Los Angeles, San Francisco, Las Vegas, Portland, Spokane, Salt Lake City, Cedar City, Yellowstone Park, Sun Valley, Denver. Rows list various cities and their corresponding fares under different class categories.

SLEEPING CAR RATES

These fares compiled from current Tariffs as of June 15, 1969 for information only. Not to be used for selling purposes. Subject to change without notice.
See Page 33 for Rates for Upper Berths, Drawing Rooms, Compartments, Bedrooms, Roomettes, etc. Based on Applicable Lower Berth.

Salt Lake City	Denver	Kansas City	Omaha	Chicago	BETWEEN	Los Angeles	San Francisco	Las Vegas	Portland	Butte
Lower Standard Berth	Lower Standard Berth	Lower Standard Berth	Lower Standard Berth	Lower Standard Berth	AND	Lower Standard Berth	Lower Standard Berth	Lower Standard Berth	Lower Standard Berth	Lower Standard Berth
\$ 5.80 6.30 7.55	\$12.25 11.75	\$16.70 14.05 9.50	\$15.90 13.25 7.55	\$20.15 17.00 12.25	Boise Ida. Butte Mont. Cheyenne Wyo.	\$ A14.50 14.70 16.70	\$*18.45 14.70 16.70	\$ A10.70 11.45 12.55	\$ 7.05 9.95 16.70	\$ 7.05 9.95
16.70 8.70 5.80 14.05	12.25 11.45 7.55	7.55 14.05	6.70 7.55 13.25	12.25 16.70	Chicago Ill. Denver Colo. Idaho Falls Ida. Kansas City Mo.	24.20 17.70 13.25 20.80	24.20 17.70 13.75 20.80	21.25 13.75 *12.10 18.85	24.20 17.00 9.95 20.80	17.00 11.75 5.80 14.05
6.30 10.20 14.70	13.75 17.70 10.20	18.85 20.80	17.70 20.80 5.80	21.25 24.20 5.80	Las Vegas Nev. Los Angeles Cal. Marion Iowa	5.80 22.50	G*12.50 22.50	5.80 19.85	A15.90 A18.10 22.50	11.45 14.70 17.00
13.25 8.70 13.75	8.70 14.05 8.70	14.05 18.45	13.25 17.70 5.80	16.70 6.70 20.80 5.80	Ogden Utah Omaha Neb. Pendleton Ore. Perry Iowa	10.20 20.80 A17.35 21.90	†11.75 20.80 H*16.80 21.90	6.70 17.70 A 13.75 18.45	11.00 20.80 5.80 21.90	5.80 13.25 7.90 16.20
5.80 11.45 8.75 †11.00	9.20 17.00 14.70 16.70	14.05 20.80 19.85 20.80	13.25 20.80 18.45 20.80	16.70 24.20 22.20 24.20	Pocatello Ida. Portland Ore. Reno Nev. Sacramento Cal.	R11.75 A18.10	L†11.00 13.75 A9.20 A15.90	9.50	5.80 9.95 12.25 14.05	
†11.75 15.90 5.80	8.70 17.70 11.45 10.20	14.05 20.80 5.80 14.70	13.25 20.80 5.80 14.05	16.70 24.20 5.80 18.45	Salt Lake City Utah San Francisco Cal. Savanna Ill. Shoshone (Sun Valley) Ida.	10.20 23.15 A13.25	†11.75 23.15 14.05	G*12.50 20.55 A9.50	L†11.00 23.15 8.70	6.30 14.70 17.00 5.80

Lower Berth Rate between Pocatello, Idaho and Idaho Falls, Idaho, \$5.80.

Bedroom Rates: Bedrooms are available on most Union Pacific trains. See equipment pages 6 to 14 inclusive. A Double bedroom contains one lower and one upper berth.
EXCLUSIVE SPACE OCCUPANCY BY ONE PERSON: One and one-fourth rail tickets required for exclusive use of drawing-room; two adult rail tickets required for two bedrooms en suite or one bedroom and one compartment en suite. Sleeping car space charges additional.

♦ On Table Page 33 use lower berth rate bearing symbol ⊙.
* Made combination of fares.
(A) Via Salt Lake City, Green River or Brigham City and Pocatello.

(G) Via Los Angeles. (H) Via Southern Pacific Company and Portland.
(L) Via Southern Pacific Company.
(R) Via Brigham City, via Green River \$13.25.

\$\$ MORE FOR YOUR TRAVEL DOLLAR ON UNION PACIFIC \$\$

Big Family Fare Savings Good Every Day on Union Pacific

Good in coaches and in sleeping-cars
Liberal baggage allowance

*Ask your local Union Pacific Agent or Travel Agent
to figure the low cost.*



**Table of Rates for Various Accommodations in
Sleeping Cars Effective June 15, 1969**

Where Lower Berth Rate is	Upper Berth Rate is	Room-ette for one Person is	Rmte. Suite for two or more persons is	Bed Room for one or more Persons is	BedR'm Suite for two or more Persons is	Com-partm't for one or more Persons is	Drawing Room for one or more Persons is
\$ 5.80	\$ 4.40	\$ 8.10	\$14.75	\$14.75	\$26.65	\$15.85	\$21.35
5.90	4.50	8.25	14.95	14.95	27.15	18.10	21.75
6.30	4.75	8.75	15.95	15.95	29.00	17.15	23.15
6.70	5.15	9.40	16.65	16.65	30.40	18.05	24.40
7.05	5.40	9.95	17.50	17.50	31.90	18.95	25.65
7.55	5.65	10.55	18.65	18.65	34.05	20.10	27.25
7.90	6.10	11.05	19.50	19.50	35.60	21.00	28.55
8.30	6.30	11.60	20.20	20.20	37.00	21.90	29.75
8.70	6.65	12.20	21.20	21.20	38.85	22.90	31.20
8.75	6.55	13.70	23.85	23.85	43.65	25.70	35.00
9.20	6.95	12.80	22.20	22.20	40.70	24.10	32.80
9.50	7.15	13.25	22.95	22.95	42.10	24.85	33.90
9.95	7.55	13.80	23.90	23.90	43.60	25.85	35.35
10.20	7.80	14.40	24.50	24.50	44.95	26.50	36.25
10.60	8.05	14.80	25.50	25.50	46.85	27.70	37.80
10.70	8.10	14.85	25.55	25.55	46.95	27.70	37.85
①11.00	8.40	15.50	26.30	26.30	48.25	28.45	38.90
①11.00	8.25	15.30	26.40	26.40	48.45	28.60	39.05
11.45	8.65	16.00	27.20	27.20	49.90	29.50	40.35
①11.75	9.00	16.60	27.95	27.95	51.30	30.25	41.45
①11.75	9.00	16.60	28.20	28.20	51.75	30.55	41.75
12.25	9.25	17.10	28.90	28.90	53.15	31.45	43.05
12.55	9.50	17.65	29.65	29.65	54.50	32.15	44.10
12.95	9.85	18.15	30.50	30.50	56.10	33.10	45.40
13.25	10.10	18.65	31.20	31.20	57.45	33.85	46.45
13.75	10.50	19.20	32.35	32.35	59.45	35.00	48.05
14.05	10.70	19.70	33.00	33.00	60.80	35.75	49.15
14.50	10.95	20.20	33.90	33.90	62.40	36.80	50.60
14.70	11.35	20.70	34.45	34.45	63.55	37.30	51.25
15.25	11.50	21.25	35.50	35.50	65.45	38.60	53.10
15.50	11.80	21.70	36.25	36.25	66.85	39.25	54.00
15.90	12.10	22.20	36.95	36.95	68.05	40.15	55.25
16.20	12.35	22.70	37.70	37.70	69.50	40.90	56.30
16.70	12.70	23.25	38.65	38.65	71.30	42.05	57.90
17.00	12.90	23.75	39.40	39.40	72.65	42.80	59.00
17.35	13.20	24.30	40.10	40.10	74.05	43.60	60.05
17.70	13.55	24.75	41.05	41.05	75.70	44.50	61.35
18.10	13.70	25.25	41.75	41.75	77.10	45.40	62.55
18.45	14.00	25.85	42.60	42.60	78.70	46.30	63.85
18.85	14.30	26.25	43.35	43.35	80.10	47.20	65.10
19.10	14.55	26.80	44.05	44.05	81.30	47.85	66.00
19.45	14.80	27.35	44.90	44.90	83.00	48.75	67.20
19.85	15.10	27.70	45.65	45.65	84.35	49.60	68.50
20.15	15.35	28.20	46.40	46.40	85.75	50.40	69.55
20.55	15.55	28.80	47.10	47.10	87.05	51.35	70.80
20.80	15.90	29.15	47.85	47.85	88.50	51.95	71.70
21.25	16.15	29.65	48.70	48.70	90.10	53.00	73.15
21.50	16.30	30.10	49.30	49.30	91.15	53.65	74.05
21.90	16.70	30.60	50.05	50.05	92.50	54.55	75.30
22.20	16.85	31.00	50.90	50.90	94.10	55.30	76.35
22.50	17.15	31.55	51.65	51.65	95.50	56.05	77.45
22.85	17.40	32.05	52.20	52.20	96.60	56.85	78.50
23.15	17.65	32.45	52.95	52.95	97.95	57.60	79.65
23.45	17.75	32.70	53.50	53.50	99.00	58.25	80.50
23.75	18.10	33.15	54.25	54.25	100.35	59.05	81.55
24.20	18.40	33.80	55.05	55.05	101.95	60.05	83.00

①—These rates, across table, apply when the route from point of origin to destination is entirely via line other than the Southern Pacific, or in part via Southern Pacific and in part via line other than the Southern Pacific.

②—These rates across table, apply when the route from point of origin to destination is entirely via Southern Pacific Company.

For Business or Pleasure

It's UNION PACIFIC

Each mode of travel has its advantages but for complete, tension-free comfort and dependable service, the best way is the rail way.

On Union Pacific Domeliners you'll find courteous and attentive service to make your trip a satisfying, enjoyable experience. Accommodations and meals are the finest.

SLEEPING CAR SEAT RATES

**For Day Travel Between
Various Cities and to
Western Park Gateways**

Boise — Pocatello	\$2.35
Denver — Cheyenne	1.15
Denver — North Platte	2.65
Las Vegas — Los Angeles	3.25
Ogden — Salt Lake City	1.15
Portland — Pendleton	2.35
Salt Lake City—Pocatello	1.80
Shoshone—Pocatello	1.15

Do You Know About Our Prepaid Ticket Order Plan?

- We have a plan whereby you may purchase, at your railroad station, an order for railroad service, to be used by a member of your family, or any other person you may designate, at some distant station.
- This service offers a particularly safe and convenient way of providing tickets and other railroad service to students returning home at holiday and vacation time.
- These prepaid orders may include railroad tickets, sleeping and parlor car tickets, and cash for meals and other incidentals. Your railroad agent will handle them for you—by telegraph if necessary—and they will be delivered without service charge to any person you may specify, at points on participating railroads in the United States or Canada.

UNION PACIFIC RAILROAD

UNION PACIFIC RAILROAD

PASSENGER and FREIGHT SERVICE OFFICES

Traveler? Shipper? Our sales representatives, listed below, will gladly assist you. Service is our most important Product!
Digits in brackets preceding telephone number indicate area code.

ABERDEEN, WASH. 98520—3 UP Sta., KandRiverSta.—Phone(206)LEnnox2-6695 J. E. SOUTHWORTH (P. O. Box 51).....General Traffic Agent	KANSAS CITY, MO. 64106— 200 Waldheim Bldg., 6 East Eleventh St.— Phone(913)MAyfair 1-3030 J. R. HENRICHSON.....Traffic Manager R. C. DARGY.....Assistant Traffic Manager G. N. WELLS.....General Freight Agent For Passenger Information or Reservation, Call (816) Victor 2-8694 City Ticket Office—2 East Eleventh Street— Phone(913)MAyfair 1-3030 R. L. CLARK.....City Ticket Agent C. T. CLARKE.....Traffic Agent R. E. MEAD (Hays).....Traffic Agent D. W. HANCHETT (Wichita).....Traffic Agent M. L. RICHESON (Springfield, Mo.).....Traffic Agent D. F. MAUNE.....Depot Passenger Agent
ATLANTA, GA. 30303—Rm. 2108 Gas Light Tower, 235 Peachtree St., N.E. J. D. GLOVER, (Phone (404) 524-6261).....General Traffic Agent J. R. TURNER (Tampa).....Traffic Agent	LAS VEGAS, NEV. 89101—Union Pacific Station— Phone(702) 384-3750 W. R. NEUSTROM, Phone (702) 382-2401.....General Traffic Agent P. D. BOTSFOORD, Phone (702) 384-3750.....Ticket Agent
BEND ORE. 97701—501 E. Greenwood Ave., Suite J— Phone(503) 382-1901 C. W. REXROAD.....General Traffic Agent	LEWISTON, IDAHO 83501—Room 7, Union Depot— Phone(208)SH 3-2524 D. E. LÉFEBVRE.....General Traffic Agent
BEVERLY HILLS, CALIF. 90210— 251 No. Beverly Drive— Phone (213) 271-7167 H. FRIEDMAN (or Phone (213) 272-1633).....Traffic Agent W. T. WORTHINGTON.....City Ticket Agent	LINCOLN, NEBR. 68508— City Ticket Office, 224 So. 13th St.— Phone(402)432-6517 J. A. CUNNINGHAM.....General Traffic Agent
BIRMINGHAM, ALA. 35203—922 Brown-Marx Building— Phone(205) 251-7163 C. E. ADAMS.....General Traffic Agent	LONG BEACH, CALIF. 90802—City Ticket Office, 221 Long Beach Blvd.— R. W. CONNELL (Phone(213)HEmlock 7-2931).....General Traffic Agent
BOISE, IDAHO 83704— Union Pacific Station, 1701 Eastover Terrace Phone (208) 344-9822 W. V. KEE.....Traffic Manager D. F. ALVORD.....General Traffic Agent C. S. SHARP.....City Passenger and Ticket Agent For Passenger Information or Reservation, Call (208) 343-6465 S. A. GRAYSON (Idaho Bldg., 212 No. 8th St. 83702).....Special Representative Phone (208) 343-1771.....	LOS ANGELES, CALIF. 90022—Union Pacific Bldg., 5480 Ferguson Drive P. L. MORGAN.....Traffic Manager E. C. RASMUSSEN (213)685-4350.....Assistant Traffic Manager N. E. LUTHI (213) 722-1200.....Assistant Traffic Manager J. D. MALEYTT (213) 722-1200.....Assistant Freight Traffic Manager (Rates) R. T. CORSON.....General Freight Agent R. R. POPE.....Freight Department E. J. MURPHY.....District Baggage Agent G. M. ROLAND.....City Ticket Agent City Ticket Office—90013—507 So. Olive Street Phone(213)624-8273 M. F. LOGUE.....City Ticket Agent R. H. LUND.....General Agent, Passenger Department 507 So. Olive Street—90013 Phone(213)624-9471 For Passenger Information or Reservation, Call (213)685-5037
BOSTON, MASS. 02108—208 Old South Bldg., 294 Washington St.— C. A. MORRIS (Phone(617) 482-6382).....General Traffic Agent	Union Pacific Station— Phone(213)685-4350 E. D. CHAMBERLAIN.....Depot Ticket Agent P. T. DROUGHAN.....Depot Passenger Agent
BUTTE, MONT. 59701—609 Metals Bank Bldg., 8 West Park St.—Phone(406)792-2389 E. H. LYMAN.....General Traffic Agent	MEDFORD, ORE. 97501—1307 West Main St.— L. J. ZIESMER.....General Traffic Agent
CALGARY, ALTA.—Room 717 Lancaster Bldg., 304 Eighth Ave., Southwest A. MCKERRON (Phone(403)262-3926).....General Traffic Agent	MEMPHIS, TENN. 38103— 1104 Sterick Bldg., 8 No. Third St.— Phone(901) 525-8419 G. E. ROTHROCK.....General Traffic Agent
CEDAR CITY, UTAH 84720—Union Pacific Station— Phone(801) 586-8211 D. V. EKSTROM.....Agent	MILWAUKEE, WIS. 53203—902 Universal Bldg., 231 W. Wisconsin Ave.— A. J. FROMME (Phone(414) 271-7833).....General Traffic Agent D. D. HANSON (Appleton).....Traffic Agent
CHEYENNE, WYO. 82001— Union Pacific Pas. Station, 121 West 15th St. Phone(307)634-4421 G. E. SENCABAUGH.....Special Representative F. H. GILROY.....General Traffic Agent C. E. STONE (Casper).....District Traffic Agent W. A. BROWN.....City Passenger and Ticket Agent	MINNEAPOLIS, MINN. 55402— 890 Northwestern Bank Bldg., 90 South 7th Street.— J. A. CALLAWAY (Phone(612)332-2451).....General Traffic Agent
CHICAGO, ILL. 60603—11 South LaSalle Street at Madison— W. V. LAYMAN.....Traffic Manager C. A. RICHARDS (312) 726-0141.....Assistant Traffic Manager H. G. GRAUPNER.....General Freight Agent S. H. HENRY.....General Traffic Agent	NEW ORLEANS, LA. 70130— Suite 1444-1445 International Trade Mart, 2 Canal Street— E. W. RYCE (Phone(504)522-2274).....General Traffic Agent
CHICAGO, ILL. 60603— City Ticket Office, 11 So. LaSalle St.— Phone(312) 726-0141 For Passenger Information Call(312) 726-0141 For Passenger Reservation Call(312)782-1520 A. J. WHITE.....General Passenger Agent J. W. WILLARD.....City Ticket Agent	NEW YORK, N. Y. 10020—626 Fifth Ave., Suite 350, Rockefeller Center— H. F. BREVOORT (Phone(212) 246-4900).....Traffic Manager D. H. GLOWEN (Phone(212) 246-4908).....Assistant Traffic Manager E. R. VAN DOREN (Phone(212) 246-4900).....General Traffic Agent D. J. GALL.....District Traffic Agent C. F. KAUFFER.....District Traffic Agent V. J. DISLER (DeWitt).....District Traffic Agent
CINCINNATI, OHIO 45202— 303 Dixie Term. Bldg., 4th & Walnut Sts.— Phone(513) 621-0144 F. J. BEGGS.....General Traffic Agent O. H. TEBRICK (Louisville).....Traffic Agent	OAKLAND, CALIF. 94611—P. O. Box 11059, Piedmont Station A. W. LEVY (Phone(415)653-9094).....General Traffic Agent A. H. WESTINGTON.....District Traffic Agent
CLEVELAND, OHIO 44113—1407 Terminal Tower, 50 Public Square— E. W. HARRIS (Phone(216) 621-3070).....General Traffic Agent G. W. NESTER (Buffalo).....Traffic Agent R. J. GOURLY (Findlay).....Traffic Agent	OGDEN, UTAH 84401— Room 100 Union Station, 25th St. & Wall Ave.— Phone(801)394-5533 F. M. YOUNG.....General Traffic Agent T. L. CARRICK (Clearfield).....Traffic Agent J. C. IMHOFF.....Depot Passenger Agent
DALLAS, TEXAS 75201—2108 Mercantile Bank Bldg.—Phone(214)RIverside 1-3915 M. A. ARNOLD.....General Traffic Agent R. M. GLAZE (Houston).....Traffic Agent	OMAHA, NEBR. 68102— Union Pacific Building, 1416 Dodge St.— Phone(402)281-5822 G. ANDERSON.....Passenger Traffic Manager J. M. FORSH (Phone(402)281-5822).....Assistant Passenger Traffic Manager C. W. JONES.....Assistant Passenger Traffic Manager W. J. FORAL.....Assistant General Passenger Agent C. E. DUFF.....Manager Mail, Baggage and Express Traffic R. A. FORAL.....Traffic Manager J. G. DUGLEIN.....Director, International Trade J. W. JARVIS.....Supervisor, Agricultural Development W. F. PETERSEN.....General Live Stock Agent For Passenger Information and Reservations—Phone (402) 271-3480.
DENVER, COLO. 80202— City Ticket Office 535 17th Street— Phone (303) 534-4141 W. JAMES.....Traffic Manager N. J. MBIS.....General Freight and Passenger Agent E. R. A. SIEMERS.....General Traffic Agent L. C. CLEAVENGER.....City Ticket Agent R. MCNABB.....Depot Passenger Agent For Passenger Information or Reservation, Call(303)825-3211	ORANGE, CALIF. 92668—City Office, 79 Town & Country, 777 So. Main St.— B. A. STEWART (Phone(714)542-3979).....General Traffic Agent
DES MOINES, IOWA 50309—407 Equitable Bldg., 6th & Locust St.— W. W. MCKEE (Phone(515)243-0583).....General Traffic Agent	PASADENA CALIF. 91101— Union Pacific Station, 205 W. Colorado Blvd.— Phone(213) 792-4107 H. G. BARILET.....General Traffic Agent
DETROIT (Southfield), MICH 48075—Room 1004, One Northland Plaza Bldg., 20755 Greenfield Road, Southfield, Mich. D. P. DRISCOLL (For Freight Information).....Traffic Manager R. S. OLSEN (Phone (313) 358-5824).....General Traffic Agent J. K. SHERIDAN (For Passenger Information).....District Traffic Agent Phone (313) 358-5820.....District Traffic Agent G. A. NESTOR (Grand Rapids).....District Traffic Agent G. A. BRAMAN (Lansing).....District Traffic Agent H. E. JOHNSON (Toledo).....District Traffic Agent	PITTSBURGH, PA. 15222—1419 Oliver Bldg. Smithfield St. and Sixth Avenue— H. G. LOCKE (Phone (412) 281-0260).....General Traffic Agent J. S. GUNNER (412) 281-0260.....District Traffic Agent
EAST LOS ANGELES, CALIF. 90022— 5454 Ferguson Drive— Phone(213) 721-3435 D. S. COCHAR.....Ticket Agent	POCATELLO, IDAHO 83201—U. P. Passenger Station— Phone (208) 232-4450 R. B. WRIGHT.....General Traffic Agent J. J. JOHNSON (Idaho Falls).....Traffic Agent W. K. HENDRICKS (Twin Falls).....Traffic Agent
EUGENE, ORE. 97401—Suite 21, Cascade Bldg., 163 East 12th Avenue J. E. ATHERTON (Phone(503) 345-8461).....General Traffic Agent	PHILADELPHIA, PA. 19102—1104 Girard Trust Bldg., Broad St. & So. Penn. Sq.— W. D. HARING (Phone(215) 563-2170).....General Traffic Agent
FRESNO, CALIF. 93721—209 Rowell Bldg., Tulare St. & Van Ness Ave.— D. R. SHEEHAN (Phone(209) 204-6571).....General Traffic Agent L. B. CARTER.....District Traffic Agent L. H. RUDKIN (Bakersfield).....Traffic Agent	HOLLYWOOD, CALIF. 90028—City Ticket Office, 6916 Hollywood Blvd.— D. E. EIBEN.....Traffic Agent J. A. JANSEN (213) 464-0221.....City Ticket Agent
GERING, NEBR. 69341—Union Pacific Station— Phone(308)436-2415 J. S. REZEK.....General Traffic Agent	IDAHO FALLS, IDAHO 83401—Un. Pac. Station—Phone (208) 523-6503— V. W. YOUNG.....Agent

POMONA, CALIF. 91766 — U. P. Passenger Sta. — Phone (714) 622-3561
G. J. Cross..... Traffic Agent

PORTLAND, ORE. 97205—640 Pittock Block—..... Phone (503) 227-7771
..... Traffic Manager

G. A. BROWN..... Assistant Traffic Manager
R. A. HOWLAND..... Assistant Traffic Manager
R. D. TOOMEY..... Assistant Traffic Manager
T. E. TANN..... Assistant Traffic Manager
R. W. MCINTOSH..... Assistant Freight Traffic Manager (Rates)
C. B. WELKER..... General Agent, Freight Department
L. A. NEASE..... District Baggage Agent
City Ticket Office—917 S. W. Washington Street—..... Phone (503) 227-7771
C. K. WILLIAMS..... General Agent, Passenger Department
J. L. BERTZ..... City Ticket Agent
For Passenger Information or Reservation, Call (503) 227-6471.

RENO, NEV. 89501—Suite 707, First Nat'l Bank of Nevada, One East First St.—
Phone (702) 323-4881
P. E. FLESCHER..... General Traffic Agent

RIVERSIDE, CALIF. 92507—Union Pacific Pass. Station, 7th & Vine Sts.—
R. A. BRESSLER..... (Phone (714) 683-3190)..... General Traffic Agent

ST. JOSEPH, MO. 64501—City Ticket Office,
602 Corby Building—5th and Felix Sts.—..... Phone (816) 232-5485
P. H. SCHMIDT..... General Freight and Passenger Agent
D. C. MARTIN..... (Fairbury, Nebr.)..... Traffic Agent

ST. LOUIS, MO. 63101—
1223 Ambassador Bldg., 411 North 7th St.—..... Phone (314) CHestnut 1-7750
T. W. GURSKY..... General Traffic Agent

SACRAMENTO, CALIF. 95810—233 Forum Bldg., 1107 Ninth St.—
J. G. JOHNSON..... (Phone (916) 442-1025)..... General Traffic Agent
T. H. BEESON..... (Redding) Phone (916) 241-7619..... District Traffic Agent
E. A. GAHL..... District Traffic Agent

SALINA, KANS. 67401—Union Sta., 400 No. 13th St.—Phone (913) TAYlor 7-5972
H. D. TODD..... General Traffic Agent

SALT LAKE CITY, UTAH 84111—417 South Main St.—..... Phone (801) 363-1544
W. H. WEALEN..... Traffic Manager
H. O. MCINTYRE..... Assistant Traffic Manager
J. B. DELAPOER..... General Traffic Agent
J. COLAZZI..... (Provo)..... District Traffic Agent
J. G. SEEGMILLER..... District Passenger and Ticket Agent
L. WHIMPEY..... Depot Passenger Agent
For Passenger Information or Reservation, Call (801) 328-1583

SAN DIEGO, CALIF. 92101—Suite 1105 Home Tower, 707 B'dway Phone (714) 233-7241
W. R. VOLLERS..... General Traffic Agent

SAN FRANCISCO, CALIF. 94105—405 Market Street..... Phone (415) 421-6030
R. E. HAUTZINGER..... Traffic Manager
B. P. COSIELLO..... Assistant Traffic Manager
H. C. DUNFEE..... Assistant Traffic Manager
J. R. SCOGIN..... Assistant Traffic Manager
W. M. CUNNINGHAM..... General Traffic Agent
E. G. LAMME (Eureka)..... Traffic Agent
City Ticket Office—405 Market Street—..... Phone (415) GARfield 1-6030
W. J. LEGNER..... City Ticket Agent

SAN JOSE, CALIF. 95113—811 Bank of America Bldg., First and Santa Clara Sts.—
H. C. DANNER..... (Phone (408) 292-3878)..... General Traffic Agent
J. S. CAPLE..... (Salinas)..... District Traffic Agent
W. E. MCTIGHE..... District Traffic Agent

SAN PEDRO, CALIF. 90733—City Ticket Office, 805 So. Pacific Ave.—
D. A. SHUM..... (Phone (213) 832-7531)..... General Traffic Agent

SANTA ANA, CALIF.—(SEE ORANGE, CALIF.)
SANTA MONICA, CALIF. 90406—City Ticket Office, 1228 5th Street—
E. C. BOSSARD..... (Phone (213) 395-9951) or..... General Traffic Agent
(213) 870-2435

SEATTLE, WASH. 98104—
204 Union Station, 4th Ave. and Jackson St. Phone (206) MAIn 36933
A. C. TAYLOR..... Assistant Traffic Manager
City Ticket Office—4th Ave. and Jackson St.—
W. H. AHLGRIM (Phone (206) MAIn 3-6933)..... General Traffic Agent

SIoux CITY, IA. 51101—644 Benson Bldg., 705 Douglas St.—..... Phone (712) 255-8328
L. J. ROACH..... General Traffic Agent

SPOKANE, WASH. 99201—Union Station, West 430 Trent Avenue—
L. E. DONAHUE..... (Phone (509) RIVERSide 7-3165)..... General Freight Agent

STOCKTON, CALIF. 95202—Suite 112, Five Forty Bldg., 540 No. Calif. St.—
C. BIANCHINI..... (Phone (209) 466-8531)..... General Traffic Agent
W. N. OWENS..... District Traffic Agent

TACOMA, WASH. 98402—City Ticket Office, 114 South Ninth St.—
F. G. ROTHWELL..... (Phone (206) BRoadway 2-2275)..... General Traffic Agent

TAIPEI, TAIWAN—24-2 (3rd. Fl.), Chung Shan N. Road, Sec. 2.
SHIN-I LIN..... (Cable Address - UPRailCo)..... Special Representative

TOKYO, JAPAN—Room 319, Yurakucho Bldg.—
J. UCHIYAMA..... (Cable Address - UPRailCo)..... Special Representative

TOPEKA, KANS. 66608—Freight Station—..... Phone (913) CEntral 3-4138
S. H. GRIMES..... General Traffic Agent

TORONTO 210, ONT. Room 1304 National Trust Bldg., 7 King St.—East—
J. F. FEATHERSTONE..... (Phone (416) 364-7239)..... General Traffic Agent

TULSA, OKLA. 74119—
Suite 1606, 4th Natl. Bank Bldg., 15 West 6th St., Phone (918) LUther 2-0139
L. L. CRAWFORD..... General Traffic Agent

VANCOUVER, B. C. Room No. 303 Burrard Bldg., 1030 West Georgia St.—
A. G. PROSKURNIAK..... (Phone (604) MUtual 3-8561)..... General Traffic Agent

WALLA WALLA, WASH. 99362—Room 218, Seattle First National
Bank Bldg., 2nd and Alder Sts.
J. M. LANDAU..... (Phone (509) JACKson 9-1610)..... General Traffic Agent
L. R. CAPPS..... (Pendleton)..... Traffic Agent

WASHINGTON, D.C. 20006—Suite 710, Chanin Bldg., 815 Connecticut Ave., N.W.—
C. G. DANKMYER { Phone }..... Traffic Manager
(202) 296-4333
W. G. LORYS..... (Richmond, Va.)..... District Traffic Agent

WINSTON-SALEM, N. C. 27101—2512 Wachovia Bldg., 301 North Main St.—
C. E. HAYWOOD..... (Phone (919) 724-0509)..... General Traffic Agent

YAKIMA, WASH. 98902—Union Pacific Building, 104 W. Yakima Ave.—
F. E. BUDWILL..... (Phone (509) GLEncourt 7-4181)..... General Traffic Agent
G. H. GORTLER..... (Kennewick, Wash.)..... Traffic Agent

R. F. PETTIGREW

Vice-President, Traffic
OMAHA, NEBR. 68102

G. ANDERSON

Passenger Traffic Manager
OMAHA, NEBR. 68102

N. B. MARVIN

Vice-President
(Sales and Service)
OMAHA, NEBR. 68102

W. P. BARRETT

Vice-President
(Rates and Divisions)
OMAHA, NEBR. 68102

R. C. PRETTI

Vice-President
(Marketing)
OMAHA, NEBR. 68102

UNION PACIFIC'S EAST LOS ANGELES Transfer Service



To Ticket Agents, Travel Agents and Our Patrons:

East Los Angeles Station, with waiting rooms and public conveniences, serves as a transfer station for Union Pacific passengers, via motor bus to and from Pasadena, Glendale, Disneyland Hotel, Anaheim, Orange and Long Beach-San Pedro Branch Line points.

Modern air-conditioned motor buses are operated by the Union Pacific Stage Company, a subsidiary of the Union Pacific Railroad, and all tickets routed via the Union Pacific direct or via Los Angeles, to or from above points and intermediate branch line stations, are honored via East Los Angeles and motor bus. See Tables 7, 8, and 9 on page 18 for local schedules of all motor coaches.

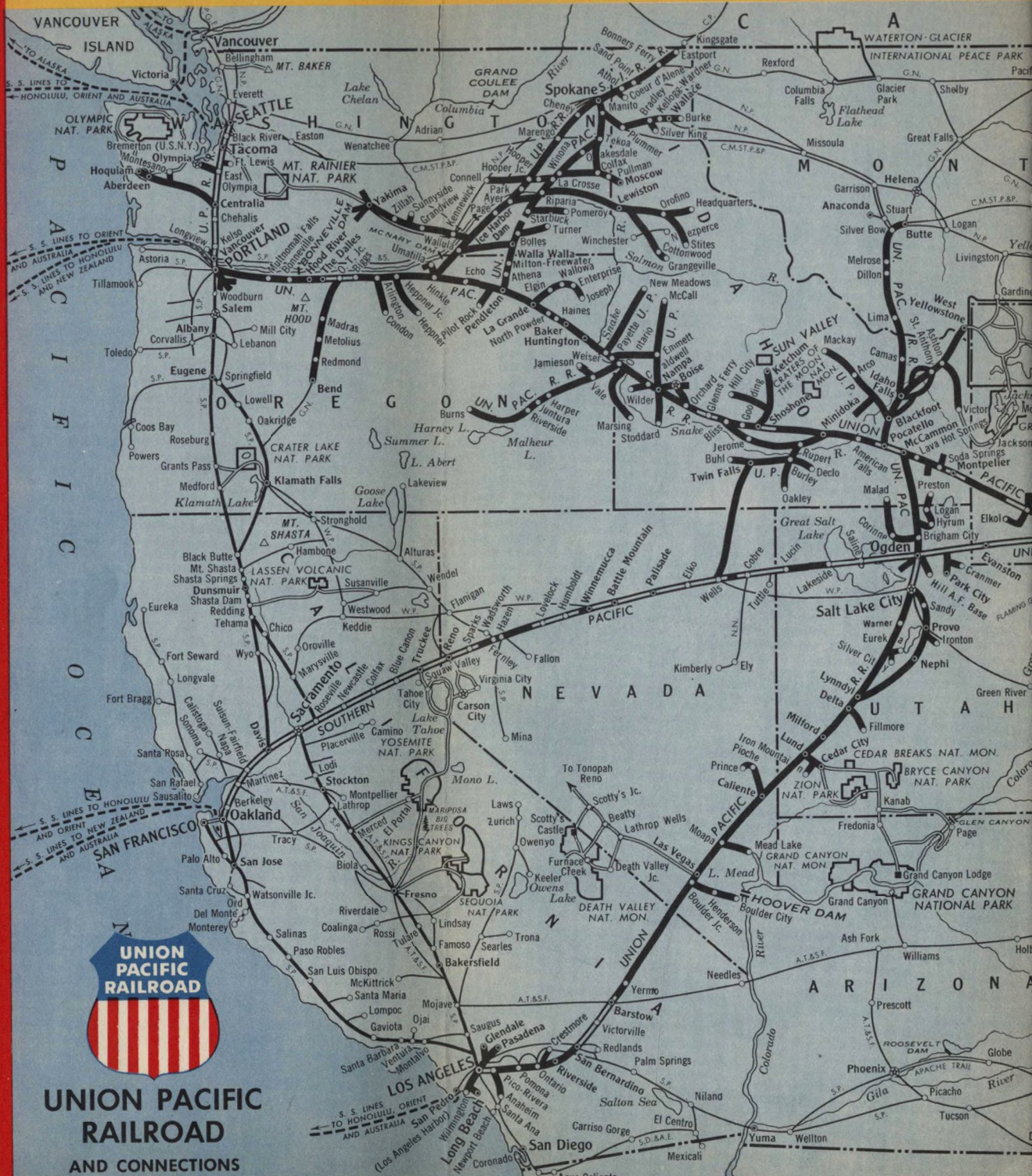
The picture above shows how easy it is for friends and relatives to meet passengers at East Los Angeles. There is ample parking and it is free.

Train luggage is quickly delivered to the bus driver and arrives at destination with the traveler.

Checked Baggage: Baggage should be checked to the following city ticket office or depots only: Pasadena; East Los Angeles; Whittier; Fullerton; Anaheim; Lakewood; Long Beach and San Pedro. (Only East Los Angeles station is open Saturdays and Sundays for claiming or checking baggage.)

Whenever you ship or travel, be specific, say **UNION PACIFIC**

Serving thirteen western states with the finest in travel comfort and dependable freight service



UNION PACIFIC RAILROAD

AND CONNECTIONS

Indicates Double Track

PRINTED IN U. S. A.—OMAHA PRINTING COMPANY

7038-A

Rand McNally & Company