

## FACTS CONCERNING HOOVER DAM

Down in the rock-walled recesses of the Black Canyon of the Colorado River stands one of the greatest engineering accomplishments of all time—Hoover Dam. Constructed and operated by the Bureau of Reclamation, this huge structure was begun in 1931, and the dam and power plant were completed in 1936—two years ahead of contract schedules.

Hoover Dam is great, not only from the standpoint of engineering techniques, but in the far-flung results which have accrued to the economy of the Southwest. By impounding the waters of the Colorado during the flood period it has eliminated yearly threat of flood damage to the fertile regions below it. And as the floods are prevented, the water thus stored assures a stable supply for irrigating hundreds-of-thousands of acres of land in southern California, southwestern Arizona and in Mexico.

In addition, supplies of domestic water have been made available to the Los Angeles and San Diego metropolitan areas. And, finally, while serving all its major objectives, vast amounts of hydroelectric power are being generated. Today the Hoover Dam power plant is one of the largest in the world.

Thus, Hoover Dam is not only a monument to the skill of the engineer, but more notably it is a monument to the vision, zeal, and courage of those who conceived it.

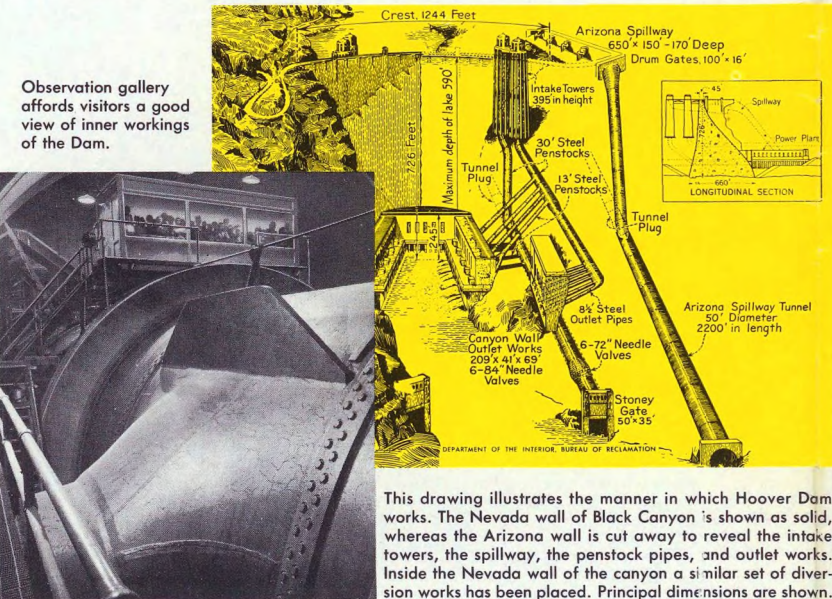
## AMERICA'S HIGHEST DAM

Hoover Dam has the distinction of being the western hemisphere's highest dam. Rising 726.4 feet above bedrock it is as high as a 60-story skyscraper. With a base thickness of 660 feet, it equals in thickness the combined length of two normal residential city blocks. It is 45 feet in thickness at the crest, and the length of crest from canyon-wall to canyon-wall, is 1,244 feet—nearly one-quarter of a mile.

Hoover Dam contains more than three and one-quarter million cubic yards of concrete, and in building the dam, power

plant and all appurtenances nearly 4,400,000 cubic yards of concrete were used. The dam is of the arch-gravity type, in which the water load is carried by both gravity and horizontal arch action. Maximum water pressure on the dam's base is 45,000 pounds per square foot.

Hoover Dam was built to raise the water level 599 feet. However at this elevation both spillways would be carrying near maximum discharge. With the spillway-gates raised and no water being released over the gates the water level would be raised 581.4 feet.




This drawing illustrates the manner in which Hoover Dam works. The Nevada wall of Black Canyon is shown as solid, whereas the Arizona wall is cut away to reveal the intake towers, the spillway, the penstock pipes, and the power plant. The Nevada wall of the canyon is a similar set of diversion works has been placed. Principal dimensions are shown.

### Guided Tour of Dam

Visitors are conducted through the Dam and power plant, and the principles of the whole project are explained by well-trained and courteous guides. These facilities are available every day of the year. In addition to the guided tour, an exhibit building, with a topographic model of the Colorado River Basin and a scale-model of a generating unit on display, is open to visitors.

Tours through Hoover Dam and powerhouse operate continuously 8:00 a.m. to 5:00 p.m. From Memorial Day through Labor Day, tour hours are extended to begin at 7:00 a.m. and end at 8:00 p.m. U.S. Bureau of Reclamation guides take visitors by elevator 528 feet down into the Dam, and thence to vantage points throughout the monolith structure. A nominal charge is made for the 45-minute tour. Children under 12 years of age are admitted free.



## LAKE MEAD

### National Recreation Area

Set in the midst of the brown, red, and purple mountains and mesas of the Southwest, shining in the brilliant western sun, a great inland lake has been formed behind Hoover Dam. It is Lake Mead. Measured by volume it is the largest artificial lake in the western hemisphere.


Through the efforts of the National Park Service, Lake Mead has become a popular playground, attracting about three million visitors annually. The lake, when filled, is 589 feet deep, has a shoreline of 550 miles, and a surface area of 163,000 acres. It extends 115 miles above the dam, and has opened up hitherto inaccessible vistas of scenic beauty. Water sports such as boat fishing, fishing, water skiing, and swimming are popular through the long summer season.

At Lake Mead Marina, where are anchored the larger cruisers of the Las Vegas resort hotels and many Southern California craft, there are rentals ranging from rowboats to cruisers. For the tourist there are also regularly-scheduled sightseeing boat tours to nearby Hoover Dam as well as special charters available the year-around.

Fishing, however, is an all-year activity as there is no closed season and the lake abounds in bass, bluegill, crappies, and catfish.



National Park Service Administration Bldg., Boulder City



New Lake Mead Marina with boat docks, floating restaurant, cocktail lounge, sun decks, patio and general store. Lake Mead Lodge (next in view) has rooms and continental breakfast service. Beyond the Lodge is public campground, trailer village and excellent bathing beach.

### BOULDER CITY, Nevada

Seven miles from Hoover Dam on a high summit overlooking Lake Mead, is Boulder City. It is a charming, completely equipped city planned originally to house the workers on the Dam. It is now an incorporated city. The Dam with its power and reclamation features are under the jurisdiction of the Bureau of Reclamation. The recreational facilities of the Area are under the National Park Service whose Naturalists conduct talks, boat trips, and provide other public contact services.

### VISITORS' BUREAU

At the Visitors' Bureau free movies on the "Construction of Hoover Dam" are shown daily from 7 a.m. to 9 p.m. Free daily bulletins are issued to tourists giving information on all of the attractions in the area. On sale are camera supplies and souvenirs.



## LAS VEGAS A Scenic Sportland—Where "Every Day's a Holiday"

Las Vegas is the hub of a vast scenic and sports wonderland, as the map shows, of contrasting desert and mountains, inland lakes, national recreation areas and parks where visitors enjoy a holiday spirit all year. There is a wide range of hotel, lodge, resort or guest ranch accommodations from which to choose.




Jack Benny (above) foursome, try out Willard Clark's Desert Inn Country Club 18-hole golf course. In the foreground, the "Tournament of Champions" is played here.



Each May, Las Vegas climaxes a year of fun-in-the-sun with its annual "Hellorado"—four days of festive parading, rodeos, and "Wild West" hospitality, reviving the Old West.




A "good catch" for a few hours fishing on beautiful Lake Mead.




A variety of boats and cabin cruisers are available at Lake Mead Marina for bass fishing or sightseeing cruises.



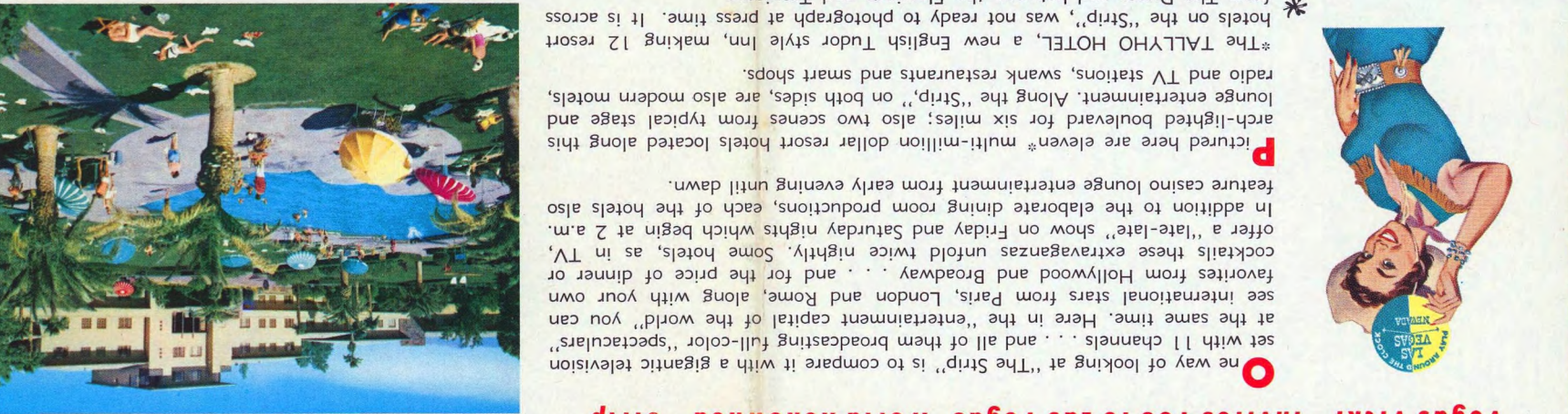
Winter sports in the desert? Yes, just "35 miles out and a mile above" Las Vegas, near Mt. Charleston Lodge.



Guest Ranch type accommodations are available at Twin Lakes Lodge near the municipal golf course.




(below) Tropical Hotel



Flamingo Hotel (above)



''Vegas Vicks!'' Invites You to Las Vegas' World Renowned ''Strip''



Las Vegas Convention Center

## HOW TO VISIT LAS VEGAS-HOOVER DAM

Union Pacific Domeliners, daily from East and West, serve Las Vegas, Nevada, gateway to Hoover Dam and the Lake Mead Area. Bus service from Las Vegas to Boulder City and Hoover Dam makes it easy to visit the Dam and Lake Mead en route to or from California.

No charge is made for bus transportation from Las Vegas to Hoover Dam-Lake Mead and return to Las Vegas with the Union Pacific coach.

Passengers arriving Hoover Dam on the bus have time to take the guided tour of the Dam and its facilities.

OTHER SCENIC ATTRACTIONS

To the west of Las Vegas, Mt. Charleston rises in pine beauty 11,000 feet. Mt. Charleston Lodge at 7,500 ft. elevation is just "35 miles away and a mile above" Las Vegas. In summer its cool green forest is popular for hiking or riding. In winter there are winter sports with a new ski tow at nearby Lee Canyon.

On past Mt. Charleston, off the highway to Death Valley, is the Atomic Energy Commission's proving grounds (not open to the public). You may have seen atomic tests televised from there. In addition to atomic experiments for National Defense, the A.E.C. will test atomic-powered jet engines and do other

scientific research of value to peacetime industry.

### DEATH VALLEY

Once known as a land of desolation and tragedy, Death Valley, now a National Monument, is a popular winter resort of scenic beauty and mild climate. It offers a delightfully equable winter climate. In addition to unforgettable sightseeing, you can enjoy such sports as swimming, tennis, golf and horseback riding.

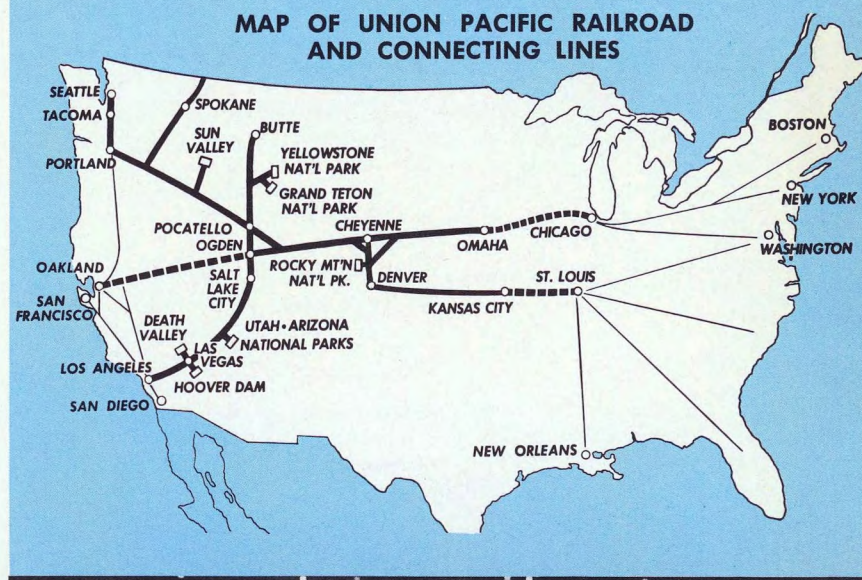
Furnace Creek Inn, a modern hotel, offers splendid accommodations on the American Plan. At Furnace Creek Ranch, a mile distant, there are informal ranch-style accommodations and coffee-shop meals at moderate prices.

Famous "Scotty's Castle," in the north end of the Valley and once the home of the late "Death Valley Scotty," also offers hotel accommodations and conducted tours of the castle.

The winter tourist season for Death Valley is November 1 to May 1. For transportation available between Las Vegas and Death Valley consult any Union Pacific office or General Traffic Agent, Union Pacific, Las Vegas, Nev.

### UTAH-ARIZONA NATIONAL PARKS

Between Salt Lake City and Las Vegas, you will see on the panoramic map of this folder, is the colorful canyon country of geological wonders: Zion, Bryce Canyon, Grand Canyon (North Rim) National Parks, Cedar Breaks National Monument and the Kaibab National Forest. The Union Pacific station gateway for inexpensive motor bus tours of these parks during summer park season is Lund, Utah.



In the huge domed auditorium of the Convention Center there are seating arrangements for 8,500.


## LAS VEGAS CONVENTION CENTER



Typical of organizations which have booked past and future conventions for Las Vegas are: U. S. Junior Chamber of Commerce, 10,000; Air Force Association, 7,500; American Legion, 30,000; American Academy of Ophthalmology and Otolaryngology, 8,000; American Academy of General Practice, 7,000; National Automobile Dealers Association, 10,000; and the American Mining Congress, which has booked three conventions through 1968, each averaging 5,000 to 10,000 persons. In addition to these and many others, hundreds of convention groups of all sizes have slated meetings in the Center and in the resort hotel convention facilities.

### FACILITIES

The Convention Center includes a main auditorium with seating for 8,500; 17 meeting rooms seating from 25 to 1,000; an exhibit hall (pictured at right) with 90,000 square feet of space and a potential of over 2 million square feet of outdoor exhibit area. Also included are two kitchens, cocktail lounges, press rooms, including photographic darkroom, and offices for exhibitors. Parking areas will accommodate 9,500 cars.



Coffee Shop-Lounge Car



Las Vegas Convention Center

## UNION PACIFIC RAILROAD



Over Union Pacific rails speed fine, fast trains on convenient schedules, serving Las Vegas, Nevada, Hoover Dam and the Lake Mead National Recreation Area.

The Domeliner "City of Los Angeles" offers unexcelled accommodations and service between Chicago and Los Angeles. Its Pullman sleeping cars are the latest design with push-button doors, and room accommodations have enclosed toilet facilities. It is the only train between Chicago and California with three types of

Dome cars: a Dome Diner, Dome Lounge Car and Dome Coach. There are three delightful dining rooms in the Dome Diner: a Dome room, main dining room, and the private dining room for family or private party groups. Menus in each offer the same fine food, graciously served, with special menu for children. The unique Dome Lounge Car has a spacious main lounge, the Dome room, a cocktail lounge and private card room.

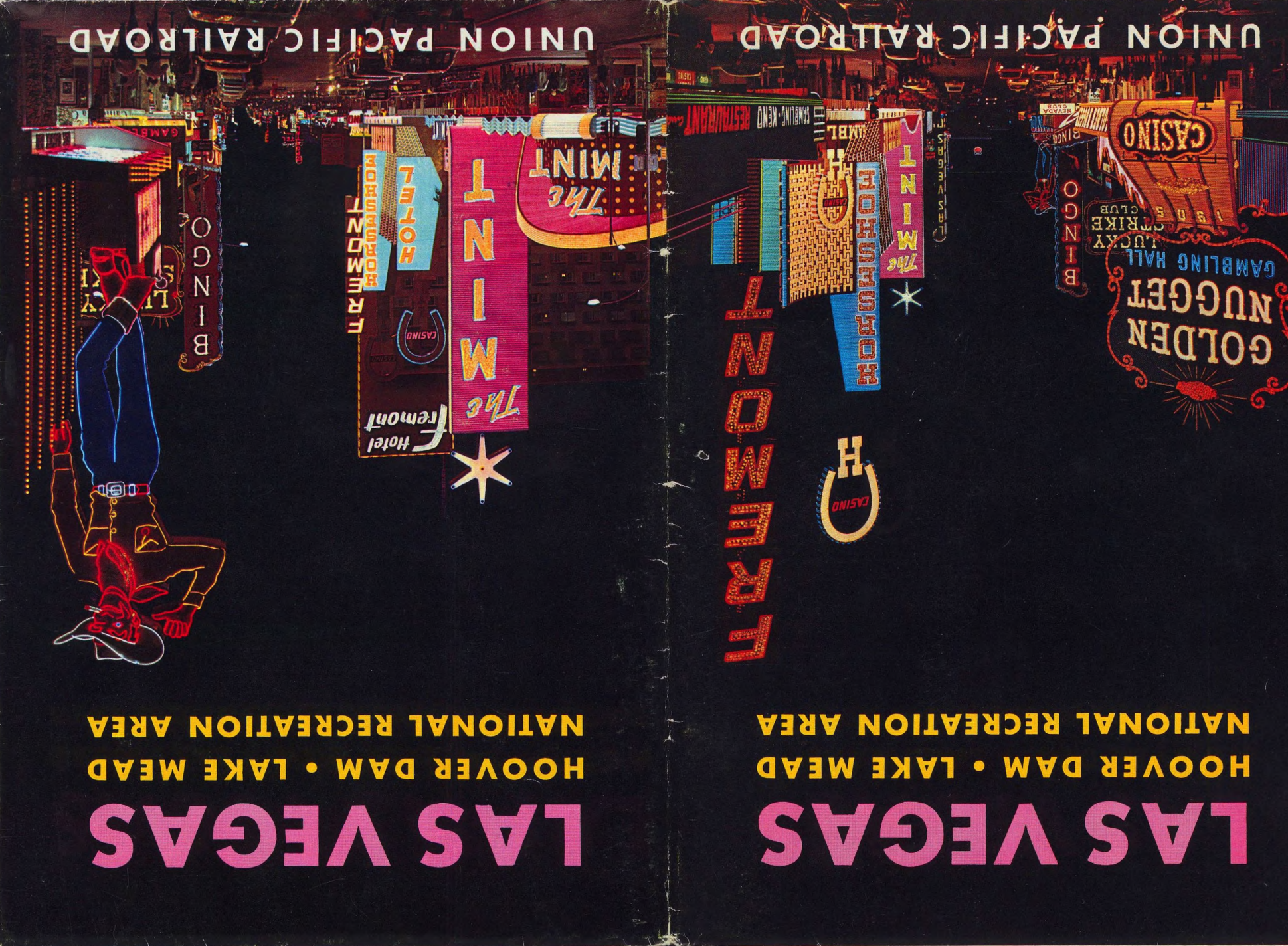
In addition to the latest style leg-rest Coaches there is the Dome Coach. Seats in the dome are unreserved and open to all coach patrons. All regular coach seats have individually reclining backs with adjustable full-length leg-rests. For coach patrons there is also a new Coffee Shop-Lounge Car with snack service and low-cost meals.

"The Challenger" all-Coach Domeliner now operates during the summer season from June-September, and during the December-January holiday season, on the schedule of the "City of Los Angeles." In addition to the latest style Coaches, it carries a Dome Coach, a full length 65-seat Dome Coach with buffet service, a regular 48-seat dining car plus the new Coffee Shop-Lounge Car.

Domeliner "City of St. Louis" provides through Coach and Pullman service between St. Louis and Los Angeles. En route it serves Kansas, City, Denver, Salt Lake City and Las Vegas. In addition to Dome Coach service there is popular club-lounge and dining car facilities and Dome Lounge Car between Denver and Los Angeles.



Coffee Shop-Lounge Car



Las Vegas Convention Center

## UNION PACIFIC RAILROAD

As pictured at the right—you can make your own "Western," from the Dome Lounge Car or Dome Coach on the Domeliner "City of Los Angeles" or "City of St. Louis."



The Dome Lounge Car (for Pullman passengers) has a main lounge, a semi-private cocktail lounge and a private card room downstairs; up stairs in the dome there are seats for 24.

In the dome of the Dome Coach there are 24 unreserved seats available to all coach passengers.

Coffee Shop-Lounge Car

## UNION PACIFIC TRAVEL OFFICES

Let one of Union Pacific's courteous and informed representatives assist you with the details of your trip. There is no cost to you and you will find his helpful suggestions will add materially to your enjoyment of the trip. Write, phone, or call at any of the Union Pacific offices listed below.

Aberdeen, Wash. .... 3 Union Passenger Sta.	New York 20, N. Y. .... Suite 350, Rockefeller Center
Alhambra, Cal. .... 51 So. Garfield Ave.	Oakland 12, Cal. .... 214 Central Bldg.
Atlanta 3, Ga. .... 705 Fulton Nat'l Bank Bldg.	Ogden, Utah. .... Union Passenger Station
Bend, Ore. .... 1054 Bond St.	Omaha 2, Neb. .... Cor. 15th & Dodge Sts.
Beverly Hills, Cal. .... 251 N. Beverly Dr.	Pasadena 1, Cal. .... Union Pacific Station
Birmingham 3, Ala. .... 701 Brown-Marx Bldg.	Philadelphia 2, Pa. .... 904 Girard Trust Bldg.
Boise, Idaho. .... Idaho Bldg., 212 N. 8th St.	Pittsburgh 22, Pa. .... 1419 Oliver Bldg.
Boston 8, Mass. .... 294 Washington St.	Pomona, Cal. .... Union Pacific Station
Breton, Minn. .... 228 First St.	Portland 5, Ore. .... 701 S.W. Washington St.
Butte, Mont. .... 609 Mutual Bank Bldg.	Reno, Nev. .... 501 N. Virginia St.
Calgary, Alta. .... 717 Lancaster Bldg.	Riverside, Cal. .... 7th and Vine St.
Cheyenne, Wyo. .... 121 W. 15th St.	St. Joseph 9, Mo. .... 602 Corby Bldg.
Chicago 3, Ill. .... 1 S. LaSalle St.	St. Louis 1, Mo. .... 1223 Ambassador Bldg.
Cincinnati 2, Ohio .... 303 Dixie Terminal Bldg.	Sacramento 14, Cal. .... 217 Forum Bldg.
Cleveland 13, Ohio .... 1407 Terminal Tower	Salina, Kans. .... 3rd and Ash Sts.
Dallas 1, Texas .... 2108 Mercantile Bank Bldg.	Salt Lake City 11, Utah. .... 417 S. Main St.
Dayton 26, Mich. .... 612 Bank Bldg.	San Diego 1, Cal. .... 320 Broadway
Denver 2, Colo. .... 525 Seventeenth St.	San Francisco 5, Cal. .... 405 Market St.
Des Moines 9, Ia. .... 407 Equitable Bldg.	Salt Lake City 11, Utah. .... 417 S. Main St.
Detroit 1, Mich. .... 207 Bank Bldg.	San Pedro, Cal. .... 805 S. Pacific Ave.
East Los Angeles, Cal. .... 5454 Ferguson Drive	Santa Ana, Cal. .... 305 N. Main St.
Eugene, Ore. .... 163 East 12th Ave.	Santa Monica, Cal. .... 307 Santa Monica Blvd.
Fresno 1, Cal. .... 207 Bank Bldg.	Seattle 1, Wash. .... 1228 Fifth St.
Glendale 3, Cal. .... 406 N. Brand Bldg.	Seattle 1, Wash. .... 1300 Fourth Ave.
Hollywood 26, Cal. .... 6702 Hollywood Blvd.	Sidney 1, Wash. .... 418 Benson Bldg.
Huntington Park, Cal. .... 7002 Pacific Bldg.	Stockton 6, Cal. .... 204 California Bldg.
Kansas City 6, Mo. .... 2 E. Eleventh St.	Tacoma 2, Wash. .... 114 S. Ninth St.
Las Vegas, Nev. .... Union Pacific Station	Tampa 1, Fla. .... 201 Canadian Pacific Bldg.
Lawton, Okla. .... Room 7, Union Depot	Tulsa 3, Okla. .... 721 Kennedy Bldg.
Lincoln 8, Neb. .... 224 S. 13th St.	Vancouver, B. C. .... 315 Burrard Bldg.
Long Beach 2, Cal. .... 221 Long Beach Blvd.	Walla Walla, Wash. .... Union Pacific Station
Los Angeles 14, Cal. .... 6th and Olive Sts.	Washington 5, D. C. .... 605 Shoreham Bldg.
Madison 3, Wis. .... 1307 W. Main St.	Winston-Salem 3, N. C. .... 311 Reynolds Bldg.
Memphis 3, Tenn. .... 1137 Sterick Bldg.	Yakima, Wash. .... Union Pacific Bldg.
Milwaukee 3, Wis. .... 231 W. Wisconsin Ave.	
Minneapolis 1, Minn. .... 890 Northwestern Bank Bldg.	
New Orleans 12, La. .... 210 Baronne St.	

## UNION PACIFIC RAILROAD



**Panoramic Perspective of the Area Adjacent to  
LAS VEGAS—HOOVER DAM and  
LAKE MEAD NATIONAL RECREATION AREA**

This vast area has become one of America's outstanding vacation and recreation playgrounds. Its many natural, and man-made, attractions annually draw millions of visitors.

The equable, healthful year 'round climate, with its guarantee of lots of sunshine... the variety of sports and entertainment, informal hospitality, together with the splendid transportation facilities serving the area, are other reasons for its popularity. Assuring the visitor of excellent accommodations are numerous air-conditioned hotels, commercial, resort or lodge type, as well as guest ranches.

— State boundaries  
- - - - - Boundary of National Recreation Area  
- - - - - Approximate boundary of Atomic Testing Grounds  
Served by  
**UNION PACIFIC RAILROAD**  
Copyright 1962 for Union Pacific Railroad

