

April 29, 1956

UNION PACIFIC RAILROAD

TIME TABLES



April 29, 1956

UNION PACIFIC RAILROAD

TIME TABLES



TABLE OF CONTENTS

Section	Page
Index to Union Pacific Stations.....	3 to 5
Coast to Coast Sleeping Car Service.....	6 and 7
Equipment of Through Trains.....	8 to 23
Condensed Train Schedules.....	8 to 23
Complete Train Schedules.....	24 to 41
Map of Union Pacific and Connecting Lines.....	26 and 27
Connecting Rail Lines Service.....	32, 43 and 44

Section	Page
Connecting Bus Lines Service.....	42
Address of Principal Union Pacific Stations.....	42
One Way Railroad Fares.....	45
Round Trip Railroad Fares.....	46 and 47
Pullman Sleeping Car Charges.....	48 and 49
Pullman Seat Fares.....	49
Union Pacific Representatives.....	50 and 51

INFORMATION

Miles shown on **mile posts** read westward from Council Bluffs, Iowa. Miles shown herein are from Omaha, Nebraska. (Variance approximately 3 miles.)

Time from midnight to noon inclusive, is indicated by light face type; **from noon to midnight inclusive, by dark face type.**

Any person who, because of mental, physical or other **disability**, is incapable of properly caring for himself or herself, will be received as a passenger **ONLY** when accompanied by a competent attendant.

New **leg rest seat coaches** are assigned to the Pacific Coast Streamliners. Every effort is made to maintain this service, but operation of non-leg rest coaches may be necessary on occasions, due to emergencies or shortages.

On trains that carry **chair car porters**, there is no charge for the services of the porter. He will, however, collect a nominal charge for pillows.

Children under 5 years of age ride free, when accompanied by parent or guardian; 5 years of age and under 12, pay **one-half fare**; 12 years of age and over, pay full fare.

Should any question or difference of understanding arise with agents or conductors as to **proper fare** or ticket privileges, please pay fare requested, take receipt, and communicate with General Passenger Traffic Manager, Omaha 2, Nebr.

Tickets unused or partly used, will be redeemed under tariff regulations at proper value. Consult any Union Pacific office or write to Gen'l Passenger Traffic Mgr., Omaha 2, Nebr.

Stopovers are permitted at all points where trains are scheduled to stop, within final limit of tickets, by notifying conductor.

Many attractive **side trips** and optional routes are available. Ask your local Agent or any Union Pacific representative for details.

Tickets reading via Union Pacific Railroad, with certain exceptions, will be honored by Overland Greyhound Bus Lines or Northwest Greyhound Bus Lines, between any two points between which either of those two companies and the Union Pacific Railroad jointly operate.

You are requested to purchase your tickets before boarding the train.

At Chicago the Transfer coupon on a through railroad ticket entitles the holder, without additional charge, to have himself and hand luggage transferred in a Railroad Transfer Service car from his incoming to his outgoing station. Or, when there is at least a 3-hour interval between arrival of train in Chicago and scheduled departure time from outgoing station, Railroad Transfer Service will transfer such luggage to the passenger's outgoing station where it can be claimed at the parcel check room. The charge for this service is the usual

parcel checking fee plus a 25 cent charge made by the Railroad Transfer Service for each bag or parcel.

It is desirable to mark or tag each piece of baggage (for easy identification) with your name and address and, in addition, place your name and permanent address inside each piece, whether it is checked or carried with you on the train. Ask Ticket or Baggage Agent for free **address labels**.

For the convenience and comfort of themselves and others, passengers are requested to check their **hand baggage** whenever possible, except that actually needed for personal use enroute. No responsibility is assumed for unchecked articles left in stations, on platforms or in cars.

Checkable baggage consists of wearing apparel, toilet articles and such personal effects as the passenger may need for use on the trip.

Money, jewelry, negotiable papers, liquids, fragile or perishable articles, radios, typewriters, dishes and household goods are examples of some of the articles **not checkable** as baggage. Consult Agent.

One hundred and fifty (150) pounds of baggage, not exceeding one hundred dollars (\$100.00) in value, may be checked free on each adult ticket, and one-half those amounts in connection with half-fare tickets.

Passengers have the privilege of declaring **additional value** on checked baggage, not to exceed a total of \$2500.00, upon payment of a nominal charge. Consult Baggage Agent.

Dogs or other small household **pets** will be transported in baggage cars, subject to tariff regulations, or they may be taken into room accommodations when in suitable containers and subject to Pullman Company regulations. Ask your Agent for full details.

No single piece of baggage, exceeding 300 pounds in weight, 72 inches in greatest dimension, or single shipments in excess of \$2500.00 in value, will be checked. *Exception:* Boxes of heavy or corrugated pasteboard are limited to a gross weight of 50 pounds each.

All baggage should be marked plainly on outside with **name** and **address** of the owner.

Certain trains provide only limited handling of **checked** baggage, remains and pets, to and from intermediate points. Consult agents or passenger representatives for details.

In case of **lost articles**, communicate with Manager, Mail, Baggage & Express Traffic, Omaha 2, Nebr.

Union Pacific Railroad is not responsible for errors in time tables, inconvenience or loss resulting from **delayed trains**, failure to make connections, air conditioning failures, or emergency substitutions in equipment. Schedules, consists and designations of trains shown in this folder are **subject to change** without notice.

INDEX OF CONDENSED THROUGH TIME TABLES

BETWEEN AND New York City— Los Angeles..... Page 6 San Francisco..... Page 7	TABLE	BETWEEN AND St. Louis—Reno, San Francisco..... E Kansas City Denver..... H Sun Valley, Boise, Portland, Tacoma, Seattle..... F Spokane..... L West Yellowstone, Victor..... O	TABLE	BETWEEN AND Denver..... Spokane..... L West Yellowstone, Victor..... O	TABLE
Chicago— Omaha..... Los Angeles, Pasadena, Las Vegas, Cedar City, Salt Lake City, Ogden, Cheyenne..... A San Francisco, Reno, Ogden, Cheyenne..... B Seattle, Tacoma, Portland, Boise, Sun Valley, West Yellowstone..... C Denver, North Platte..... G Spokane..... K West Yellowstone, Victor..... O		Minneapolis.. Omaha, Ogden, Salt Lake City, Cedar City, Las Vegas, Pasadena, Los Angeles..... A Ogden, Reno, San Francisco.. B North Platte, Denver..... G		Salt Lake City.. Cedar City, Las Vegas, Pasadena, Los Angeles..... A-D Reno, San Francisco..... B-E Salt Lake City, Boise, Portland, Tacoma, Seattle..... U Denver..... J West Yellowstone, Victor, Butte..... R Spokane..... T Sun Valley..... T-U	
St. Louis— Kansas City.. Denver, Ogden, Salt Lake, Cedar City, Las Vegas, Pasadena, Los Angeles..... D		Denver..... Ogden, Salt Lake City..... J Cedar City, Las Vegas, Los Angeles, Pasadena..... D Reno, San Francisco..... E Sun Valley, Boise, Portland, Tacoma, Seattle..... F		Sun Valley... Los Angeles..... T Seattle..... Tacoma, Portland..... Z San Francisco, Los Angeles.. Y Spokane.... Portland, Yakima..... W San Francisco, Los Angeles.. X Sun Valley, Los Angeles.... D-T	

For Condensed Through Schedules to and from Utah-Arizona Parks (Cedar City, Utah) see Table 4, Page 31

INDEX TO UNION PACIFIC STATIONS

Each Time Table is numbered. The numbers opposite the Stations are the numbers of the time tables in which the stations are shown. Stations marked * are located on Divisions indicated by table numbers, but are not shown in folder tables.

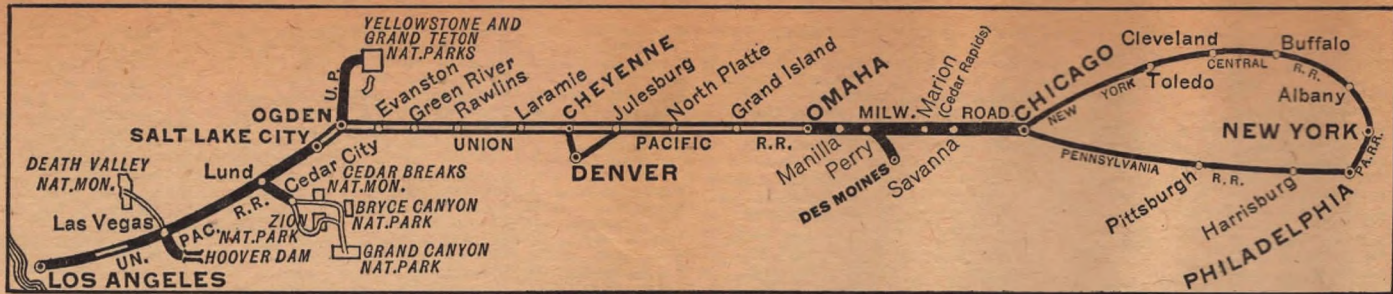
Table No.	Table No.	Table No.	Table No.	Table No.	Table No.	Table No.	Table No.
Aberdeen, Idaho..... 56	Armstead, Mont., R. 36..... 36	Beattie, Kans..... 53	Bonneville, Ore..... 20	Burns, Ore..... 70	Central City, Nebr..... 1, 2, 17, 45	Colfax, Calif..... 14	*Curvo, Utah..... 1, 2
Aberdeen, Wash..... 21	*Armstrong, Wash..... 20	*Beatty, Idaho..... 20	*Boone, Nebr..... 48	*Burrison, Utah..... 5	Colfax, Wash..... 76, 84, 85	*Cutler, Utah..... 5	
Aberdeen Jct., Ida..... 56	Arnold, Nebr..... 43	*Becks, Utah..... 31	*Borah, Idaho..... 20	Bushnell, Nebr..... 1, 2	Collins, Calif..... 3		
Abilene, Kans., E, H, 24..... 60, 61	Aroya, Colo..... 20	*Beckwith, Wyo..... 20	Borax, Nev..... 3	Butte, Mont., R. 36..... 20, 21	Collins, Idaho..... 56		
Acequia, Ida..... 60, 61	Arrow, Idaho..... 77	Belgrade, Nebr..... 46	*Borden, Utah..... 3	Buxton, Mont..... 36	Collinston, Utah..... 36		
Acme, Nev..... 3	*Ascalon, Colo..... 24	Bell, Calif..... 8	*Border, Wyo..... 20	Byers, Colo..... 24	Collopy, Idaho..... 20		
*Acton, Wash..... 78	*Ash, Wash..... 74	Bellevue, Idaho..... 69	Borie, Wyo..... 1, 2	Byrne, Idaho..... 57	Collyer, Kans..... 24		
Adams, Ore..... 84	*Ashby, Wash..... 74	Belmar, Nebr..... 42	Bosler, Wyo..... 1, 2	Byron, Nev..... 3	Colores, Wyo..... 2		
*Adelaida, Idaho..... 20	Ashville, Kans..... 26	Beloit, Kans..... 26	*Boulder, Ore..... 20	Chapman, Kans., H, 24..... 24	Colton, Calif..... 3		
Adrian, Ore..... 64	Ashton, Idaho..... 39, 57	*Belt, Idaho..... 39, 57	Boulder City, Nev..... 10	Chapman, Nebr..... 1, 2, 17	*Colton, Wash..... 85		
Afton, Calif..... 3	O, R. 36, 39, 40..... 36	Belvidere, Idaho..... 67	Boulter, Utah..... 3	Chappell, Nebr..... 1, 2	Colton, Nebr..... 1, 2		
Agate, Colo..... 24	Aspen, Wyo..... 1, 2	Belvidere, Nebr..... 52	*Boyd, Nev..... 3	*Chase, Calif..... 39	Coltman, Idaho..... 58		
*Aiken, Idaho..... 56	Assaria, Kans..... 27	Belvue, Kans..... 24	*Boyd Lake, Colo..... 18	Chatcolet, Idaho..... 79	Columbus, Nebr., A, B, C, G, 1, 2, 17, 44, 46, 47, 89		
Aikins, Kans..... 52	Athens, Ore..... 84	Bend, Ore..... 86	Boyer, Colo..... 24	Chehalis, Wash..... Z, 20, 21	Como, Wyo..... 1, 2		
Albany, Wyo..... 33	*Atkinson, Utah..... 32	*Benicia, Calif..... 14	Bracken, Nev..... 3	Chemung, Colo..... 24	Concordia, Kans..... 25		
Albin, Wyo..... 42	*Attalia, Wash. 74, 78..... 14	Bennett, Colo..... 24	*Bradley, Idaho..... 79	Cheney, Wash..... L, W, 74	Concrete, Ida..... 73		
Albion, Nebr..... 47	Atwood, Colo..... 17	Bennington, Kans..... 26	Brady, Nebr., 1, 2, 17..... 17	Cherokee, Wyo..... 1, 2	Contact, Nev..... 60		
Albion, Wash..... 76	Auburn, Calif..... 14	*Benson Jct., Utah..... 37	Brainard, Nebr..... 45	Chester, Idaho..... 39	Cooper Lake, Wyo., 1, 2..... 17		
Alda, Nebr..... 1, 2, 17	Auburn, Wash..... 20	Benton City, Wash. 78..... 14	Bramwell, Idaho..... 67	Chester, Wash..... 79	Corinne, Utah..... 38		
Alexander, Ida..... 20	*Auburn, Colo..... 17	Beowawe, Nev..... 14	*Brant, Calif..... 3	Chew, Wash..... 74	*Cork, Calif..... 3		
Alexandria, Nebr..... 52	Aurora, Wash..... 30	Berger, Idaho..... 60	Brem, Kans..... 52	Cheyenne, Wyo., A, B, C, D, E, F, J, K, O, 1, 2, 3, 14, 17, 20	*Corlett Jct., Wyo., 1, 2..... 36		
*Alfalfa Center, Nebr..... 1, 2	Auit, Colo..... 20	Berkeley, Calif. B, E, 14..... 14	Bridal Veil, Ore..... 20	Chibuck, Idaho..... 36	Cornish, Utah..... 36		
Alhambra..... A, D, 3, 7	*Avon, Utah..... 12	*Berryman, Wash..... 80	Bridgeport, Kans..... 27	*Church Buttes, Wyo..... 1, 2	*Corral, Idaho..... 65		
Alicol, Ore..... 72	Axtell, Kans..... 53	Beryl, Utah..... 3	Bridger, Wyo..... 1, 2	Cima, Calif..... 3	*Cosgriff, Wyo..... 20		
Alida, Kans..... 25	Ayer, Wash., K, L, T, W, X, 74, 76, 77..... 74	*Besslen, Idaho..... 20	Brigham City, Utah..... 36, 37	*Circle Bar, Ore..... 70	Cosmosopolis, Wash. 21..... 48		
*Allendale, Idaho..... 68	*Bach, Idaho..... 36	Beverly, Kans..... 28	Brighton, Colo. 17, 18, 30..... 30	*Carp, Nev..... 3	Cosfield, Nebr..... 48		
Almota, Wash..... 77	*Badger, Nebr..... 54	*Bickel, Idaho..... 60	Broadwater, Nebr..... 42	Carr, Colo..... 30	Cottier, Wyo..... 42		
*Alpowa, Wash..... 77	*Badgad, Colo..... 24	*Big Eddy, Idaho..... 67	Brockhoff, Nebr..... 42	*Carroll, Wash..... 20	*Cotton, Idaho..... 36		
*Altair, Kans..... 28	*Bailey, Ore..... 20	*Biggins, Ore..... 20	Brogan, Ore..... 70	Carroll, Wyo..... 1, 2, 17	Cottonwood, Idaho..... 77		
Altamont, Wyo., 1, 2..... 1, 2	*Baileyvue, Nebr..... 42	Biggs Jct., Ore..... 87	Brookville, Kans..... 24	Carroll, Wyo..... 1, 2, 17	Council, Idaho..... 73		
*Amalga, Idaho..... 60	Baker, Ore., C, F, T, U, 20..... 20	Big Springs, Idaho..... 39	Broughton, Kans..... 25	Carter, Wyo..... 1, 2	Council Bluffs, Ia., 1, 2, 17		
American Falls, Ida..... 20	Bakersfield, Calif..... 15	Big Springs, Nebr..... 1, 2, 17	Brown, Nev..... 3	Cascade, Idaho..... 67	Cow Creek, Wyo..... 34		
American Fork, Utah..... 5	Balch, Calif..... 15	Birdwood, Nebr..... 17	*Brownndale, Kans..... 25	Cascade Locks, Ore..... 20	Clarks, Nebr., 1, 2, 17..... 17		
Ames, Nebr..... 1, 2, 17	*Balta, Kans..... 17	Bishop, Wash..... 77	*Browning, Utah..... 36	Cascade Locks, Ore..... 20	*Clarkie, Ore..... 20		
Amherst, Nebr..... 43	Balzac, Colo..... 24	Bitter Creek, Wyo., 1, 2..... 1, 2	*Brownson, Nebr., 1, 2..... 1, 2	Cedar, Idaho..... 60	Clarkston, Wash..... 84		
*Amsterdam, Ida..... 60	Bancroft, Idaho..... 20	Black Buttes, Wyo., 1, 2..... 1, 2	*Bruxon, Idaho..... 20	Cedar Breaks, Utah (See Cedar City, Ut)..... A, D, 3, 4, 12	Clay Center, Kans..... 25		
Anaheim, Calif. A, D, 3, 9..... 52	Banks, Idaho..... 67	Blackfoot, Ida., O, R, 36, 56..... 36, 56	*Brunn, Ore..... 20	Cedar Rapids, Cedar City, Utah (See Cedar City, Ut)..... A, D, 3, 4, 12	*Clayton, Calif..... 3		
*Anan, Nebr..... 52	Bancroft, Idaho..... 20	Black Lake, Idaho..... 79	Bryan, Wyo..... 1, 2	Cedar Rapids, Cedar City, Utah (See Cedar City, Ut)..... A, D, 3, 4, 12	*Clayton, Nebr..... 52		
*Anderson, Idaho..... 36	Bancroft, Idaho..... 20	Black Lake, Utah..... 3	Bryce Canyon Park, Ut (See Cedar City, Ut)..... 3	Cedar Rapids, Cedar City, Utah (See Cedar City, Ut)..... A, D, 3, 4, 12	Claytonia, Idaho..... 64		
*Ankeny, Wash..... 74	Bannock, Idaho..... 20	Black Wolf, Kans..... 24	*Bryman, Calif..... 3	Cedar Rapids, Cedar City, Utah (See Cedar City, Ut)..... A, D, 3, 4, 12	Clearfield, Utah 1, 2, 31..... 31		
*Antelope, Wyo., 1, 2..... 36	*Barclay, Nev..... 3	*Black's Creek, Ida..... 20	*Buck Creek, Kans..... 24	Cedar Rapids, Cedar City, Utah (See Cedar City, Ut)..... A, D, 3, 4, 12	Clear Lake, Utah..... 3		
Apex, Mont..... 3	*Barile, Ida..... 69	Blaine, Idaho..... 65	Buckingham, Ida..... 71	Cedar Rapids, Cedar City, Utah (See Cedar City, Ut)..... A, D, 3, 4, 12	Cleburne, Kans..... 54		
Apex, Nev..... 3	*Barlow, Idaho..... 58	Blair, Kans..... 53	Buena, Wash..... 20	Cedar Rapids, Cedar City, Utah (See Cedar City, Ut)..... A, D, 3, 4, 12	Cleburne, Kans..... 54		
*Appleton, Idaho..... 61	*Barnhart, Ore..... 20	Blalock, Ore..... 20	*Buda, Nebr..... 1, 2	Cedar Rapids, Cedar City, Utah (See Cedar City, Ut)..... A, D, 3, 4, 12	Cleburne, Kans..... 54		
*Apple Valley, Ida..... 20	Barrata, Mont..... 36	Blaser, Idaho..... 20	*Budge, Idaho..... 61	Cedar Rapids, Cedar City, Utah (See Cedar City, Ut)..... A, D, 3, 4, 12	Cleburne, Kans..... 54		
*Ara, Colo..... 42	*Barrymore, Idaho..... 61	Bloom, Utah..... 3	Buena, Wash..... 76, 78..... 76, 78	Cedar Rapids, Cedar City, Utah (See Cedar City, Ut)..... A, D, 3, 4, 12	Cleburne, Kans..... 54		
*Arapahoe, Colo..... 24	Barstow, Calif., D, R, 3..... 3	Blue Canyon, Calif. 14..... 14	Buffalo Park, Kans. 24..... 24	Cedar Rapids, Cedar City, Utah (See Cedar City, Ut)..... A, D, 3, 4, 12	Cleburne, Kans..... 54		
Arcadia, Ore..... 20	Bartello, Calif..... 3	Blue Springs, Kans., 54..... 54	Buford, Wyo..... 1, 2	Cedar Rapids, Cedar City, Utah (See Cedar City, Ut)..... A, D, 3, 4, 12	Cleburne, Kans..... 54		
*Archer, Wyo., 1, 2..... 56	Barton, Nebr..... 17	*Bly, Calif..... 3	Buhl, Idaho..... 60, 61	Cedar Rapids, Cedar City, Utah (See Cedar City, Ut)..... A, D, 3, 4, 12	Cleburne, Kans..... 54		
Arco, Idaho..... 56	*Basin, Calif..... 3	Boardsman, Ore..... 20	Buick, Colo..... 24	Cedar Rapids, Cedar City, Utah (See Cedar City, Ut)..... A, D, 3, 4, 12	Cleburne, Kans..... 54		
*Aroola, Kans..... 24	*Baskin, Utah..... 1, 2	Boelus, Nebr..... 49	*Bullard, Nebr..... 42	Cedar Rapids, Cedar City, Utah (See Cedar City, Ut)..... A, D, 3, 4, 12	Cleburne, Kans..... 54		
Arden, Nev..... 3	Bassett, Idaho..... 36	Bogue, Kans..... 28	Bunker Hill, Kans..... 24	Cedar Rapids, Cedar City, Utah (See Cedar City, Ut)..... A, D, 3, 4, 12	Cleburne, Kans..... 54		
*Arena, Colo..... 24	Battle Mtn., Nev..... 14	Boise, Ida., C, F, K, T, U, 20, 67, 78..... 20, 67, 78	Burley, Ida., 60, 61, 62..... 60, 61, 62	Cedar Rapids, Cedar City, Utah (See Cedar City, Ut)..... A, D, 3, 4, 12	Cleburne, Kans..... 54		
Arimo, Idaho..... 36	*Bavaria, Kans..... 24	Bond, Mont..... 36	Burmah, Idaho..... 65	Cedar Rapids, Cedar City, Utah (See Cedar City, Ut)..... A, D, 3, 4, 12	Cleburne, Kans..... 54		
Arling, Idaho..... 67	*Baxter, Wyo., 1, 2..... 36	Bonner Springs, Kans..... 24	Burns, Idaho..... 1, 2	Cedar Rapids, Cedar City, Utah (See Cedar City, Ut)..... A, D, 3, 4, 12	Cleburne, Kans..... 54		
Arlington, Ore., C, W, 20, 74..... 20, 74	Bayard, Nebr., (See So. Bayard)..... 42			Cedar Rapids, Cedar City, Utah (See Cedar City, Ut)..... A, D, 3, 4, 12	Cleburne, Kans..... 54		

Table with 10 columns labeled Table No. and rows listing various locations such as Dodd, Colo., Dodge Jct., Wash., Dodson, Ore., Donald, Wash., Doniphan, Nebr., Donnelly, Idaho, Donovan, Wyo., Dorrance, Kans., Double, Kans., Dover, Colo., Downey, Idaho, Downing, Ore., Draper, Utah, Driggs, Idaho, Drummond, Idaho, Dry Lake, Nev., Dubois, Idaho, Dudley, Idaho, Duluth, Kans., Dunbar, Utah, Duncan, Nebr., Duncaen, Ore., Dune, Ore., Dunn, Calif., Dunnean, Ore., Dupont, Colo., Durant, Nebr., Durham, Wyo., Durkee, Ore., Duroc, Wyo., Dusty, Wash., Dutch Flat, Calif., Dwight, Idaho, East Kemmerer, Wyo., East Funston, Kans., East Lake, Colo., East Los Angeles, Calif., East Olympia, Wash., East Portland, Ore., Eaton, Colo., Eaton, Idaho, Eccles, Idaho, Eccles, Nev., Echo, Ore., Echo, Utah, Eddyville, Nebr., Eden, Idaho, Edgar, Nebr., Edmonds, Idaho, Edson, Wyo., Edwardsville, Kans., Egbert, Wyo., Egin, Idaho, Effie, Idaho, Elba, Nebr., Elgin, Ill., Elgin, Nebr., Elgin, Ore., Elkhorn, Nebr., Elkthrust, Wyo., Elko, Nev., Ellis, Kans., Elmworth, Kans., Ellin Creek, Nebr., Elora, Calif., Elwood, Kans., Ely, Idaho, Emden, Wash., Emerald, Wash., Emmett, Kans., Emmett, Idaho, Emory, Utah, Enaville, Idaho, Encampment, Wyo., Encina, Ore., Endicott, Nebr., Endicot, Wash., Enola, Nebr., Enterprise, Kans., Enterprise, Ore., Erie, Utah, Erie, Nev., Eskrine, Ore., Estes Park, Colo., Etina, Nev., Eugene, Ore., Eureka Lake, Kans., Georgetown, Idaho, Gering, Nebr., Gerrit, Idaho, Gibbon, Nebr., Gibbon, Ore., Gibson, Idaho, Gilcrest, Colo., Gilmore, Nebr., Gilmore, Ore., Gimlet, Idaho, Glasco, Kans., Glasgow, Calif., Gleason, Wyo., Glen, Mont., Glendale, Calif., Glendale, Ida., Glens Ferry, Idaho, Farmington, Utah, Farrier, Nev., Faust, Utah, Feeley, Mont., Felida, Wash., Felt, Idaho, Feltham, Idaho, Fern, Idaho, Ferdinand, Idaho, Fernley, Nev., Ferris, Wyo., Field, Calif., Fielding, Utah, Filer, Idaho, Finchville, Nebr., Fingal, Idaho, Finley, Nebr., Fir, Ore., Firstone, Colo., First View, Colo., First Idaho, Colo., Fish Hatchery, Wyo., Florena, Kans., Fletcher, Wash., Flynn, Calif., Foley, Nebr., Folger, Wyo., Foralls, Wyo., Forest Lake, Kans., Fort, Ore., Fort Collins, Colo., Fort Hall, Idaho, Ft. Lapwai, Idaho, Ft. Morgan, Colo., Ft. Riley, Kans., Ft. Steele, Wyo., Fossil, Wyo., Fox Park, Wyo., France, Idaho, Frankfort, Kans., Franklin, Idaho, Frederick, Colo., Freeman, Wash., Fremont, Nebr., Fresno, Calif., Fruitland, Idaho, Fruitevale, Idaho, Fuller, Idaho, Fullerton, Calif., Fullerton, Nebr., Funston, Kans., Gallup, Wyo., Galt, Nev., Galvin, Wash., Gandy, Nebr., Gannett, Idaho, Gannett, Nebr., Gardena, Idaho, Gardner, Nebr., Garfield, Utah, Garfield, Wash., Garland, Utah, Garnet, Nev., Garrett, Wash., Garrison, Kans., Garrison, Wash., Gateway, Ore., Gateway, Utah, Geib, Wash., Geneva, Utah, Genoa, Nebr., Havana, Ore., Havens, Nebr., Hawgood, Idaho, Hawk Springs, Wyo., Hawley, Idaho, Hay, Wash., Hay, Idaho, Hayden, Calif., Hayford, Colo., Hays, Kans., Hazeltine, Colo., Hazelton, Idaho, Hazen, Nev., Heath, Idaho, Heber, Nebr., Hedges, Wash., Heist, Utah, Helendale, Calif., Helsing Jct., Wash., Henderson, Colo., Henderson (Royson), Nev., Heman, Utah, Hensafar, Utah, Hopper Jct., Ore., Herkimer, Kans., Hermiston, Ore., Hermosa, Wyo., Hershey, Nebr., Hesperia, Calif., Heyburn, Idaho, Hiawatha, Kans., High Bridge, Calif., Hildard, Ore., Hills, Utah, Hill City, Idaho, Hillside, Wyo., Hilton, Kans., Hindry, Nebr., Hinkle, Ore., Hoagland, Nebr., Hobart, Calif., Hodge, Calif., Hog Back, Kans., Hollenber, Kans., Hollister, Idaho, Hoit, Utah, Home, Kans., Homedale, Idaho, Homer, Kans., Honeyville, Utah, Hood River, Ore., Hooper, Wyo., Hoover Dam, Nev., Hoque, Ore., Hoquiam, Wash., Hordeville, Idaho, Horseshoe Bend, Idaho, Hot Lake, Ore., Hot Springs, Idaho, Houston, Colo., Howell, Wyo., Hoxie, Kans., Hoya, Nev., Hoytsville, Utah, Hugo, Colo., Humorist, Wash., Humphrey, Ida., Huntington, Ore., Hamer, Idaho, Hamlin, Kans., Hammett, Idaho, Hampton, Wyo., Hanna, Wyo., Hanover, Kans., Hansen, Idaho, Hansen, Nebr., Hanson Cor., Nebr., Hardin, Colo., Harmony, Colo., Harney, Colo., Harper, Ore., Harper, Wyo., Harrison, Idaho, Harrisville, Utah, Hart, Idaho, Harvard, Calif., Hastings, Nebr., Irigoin, Ore., Irving, Kans., Island City, Ore., Island Park, Idaho, Islen, Nev., Ivanpah, Calif., Jacinto, Nebr., Jacques, Idaho, Jamieson, Ore., Jean, Nev., Jenness, Idaho, Jensen, Idaho, Jericho, Utah, Jerita, Wash., Jerome, Idaho, Johnston, Kans., Jones, Idaho, Jonesboro, Ore., Joseph, Ore., Joshua, Calif., Joso, Wash., Josselyn, Nebr., Joyce, Nebr., Juab, Utah, Judkins, Idaho, Judson, Ore., Julesburg, Colo., Junction City, Kans., Juniper, Ore., Juntura, Ore., Kalb Nat. Forest (See Cedar City, Ut.), Kalama, Wash., Kamela, Ore., Kamaiah, Idaho, Kanda, Wyo., Kanapolis, Kans., Kansas City, Kans., Kansas City, Mo., D., E., F., H., L., O., 3, 4, 14, 20, 24, 25, 26, 27, 28, Kansas Falls, Kans., Kansasville, Utah, Kearney, Nebr., Keenbrook, Calif., Keith, Nebr., Kelim, Colo., Kellogg-Wardner, Idaho, Kelo, Nebr., Kelo, Calif., Kelson-Lovig, Wash., Kemmerer, Wyo., Kennewick, Wash., Kent, Nebr., Kent, Ore., Kent, Wash., Kerens, Calif., Kersey, Colo., Ketchum, Idaho, Keystone, Nebr., Kidd, Mont., Kimama, Idaho, Kimball, Idaho, Kimberly, Idaho, Kimb, Ore., King Hill, Idaho, Kings Canon, Colo., Kinport, Idaho, Kiro, Kans., Kirt Carson, Colo., Klamath Falls, Ore., Klondike, Ore., Knight, Wyo., Knobs, Wyo., Knoll, Idaho, Kooskia, Idaho, Kory, Nebr., Kuna, Idaho, Kuner, Idaho, Los Angeles, Calif., Lostine, Ore., Loup City, Nebr., Lovell, Idaho, Lovelock, Nev., Lowden, Wash., Lowell, Colo., Lucas, Kans., Lucerne, Colo., Luein, Utah, Lupton, Colo., Luray, Kans., Luse, Ore., Lutherville, Nebr., Lyman, Nebr., Lyndly, Utah, McAllister, Kans., McCall, Idaho, McCammon, Idaho, McGraw, Nebr., McHenry, Idaho, McIntyre, Utah, McMillan, Idaho, McPherson, Kans., Mack, Utah, Maack, Wash., Maokay, Idaho, Macon, Idaho, Maddens, Idaho, Madison, Nebr., Madras, Ore., Madson, Utah, Magic, Idaho, Magnolia Ave., Calif., Maiden Pk., Mont., Malad, Idaho, Malheur, Jct., Mallet, Ore., Manhattan, Kans., Manlio, Nev., Manila, Id., Manito, Wash., Manix, Calif., Manson, Idaho, Marston, Wyo., Marengo, Wash., Marion (Cedar Rapids), Id., Mars, Wyo., Mars, Wyo., Marshall, Wash., Marsing, Idaho, Martin, Nebr., Martinez, Calif., Marydel, Kans., Marysville, Idaho, Lincoln, Nebr., Lincoln Jct., Idaho, Lincoln Center, Kan., Lindbergh, Wyo., Lindsborg, Kans., Lindsey, Kans., Lindsey, Ore., Linwood, Kans., Lisco, Nebr., Little Valley, Ore., Lockwood, Nebr., Lodge Pole, Nebr., Lodi, Nebr., Lofgren, Utah, Logan, Nebr., Logan, Utah, Loma, Nebr., Long, Ore., Long Beach, Calif., Longview, Wash., Lookout, Wyo., Loomis, Calif., Lorenzo, Idaho, Loring, Kans., Messner, Ore., Metolius, Ore., Mica, Wash., Michael, Idaho, Middleton, Idaho, Midland, Kans., Midvale, Idaho, Midvale, Wash., Midway, Idaho, Mildbrook, Wyo., Milford, Kans., Milford, Utah, Milbrook, Wyo., Mill City, Nev., Millard, Nebr., Mildale, Nebr., Miller, Nebr., Miller, Ore., Millers, Wyo., Mills, Wyo., Milliken, Colo., Mills, Utah, Milner, Idaho, Milten-Freswater, Ore., Miltonvale, Kans., Minam, Ore., Mineral, Ore., Mingo, Kans., Minidoka, Idaho, Minneapolis, Kans., Minto, Nev., Mira Loma, Calif., Mission, Ore., Mitchell, Nebr., Moapa, Nev., Mookonema, Wash., Modena, Utah, Modesto, Calif., Mohler, Nebr., Monida, Mont., Monell, Wyo., Monroe, Nebr., Montebello, Calif., Montello, Nev., Montesano, Wash., Montour, Idaho, Montpelier, Ida., Monument, Kans., Moody, Idaho, Moore, Idaho, Moore, Nev., Mora, Idaho, Moray, Kans., Moreland, Idaho, Morgan, Utah, Morland, Kans., Moro, Ore., Morrill, Nebr., Morrill, Kans., Morton, Utah, Moscow, Ida., Moses, Wash., Mosier, Ore., Moss, Idaho, Mountain Home, Idaho, Mount, Utah, Moxa, Wyo., Moyer Jct., Wyo., Multnomah Falls, Ore., Muncie, Kans., Murdock, Utah, Murray, Utah, Murtaugh, Idaho, Nads, Utah, Namori, Ore., Napa, Ida., Napavine, Wash., Napton, Ore., Narrows, Colo., Natoma, Kans., Navy, Mont., Necker, Utah, Nees, Utah, Georgetown, Idaho, Gering, Nebr., Gerrit, Idaho, Gibbon, Nebr., Gibbon, Ore., Gibson, Idaho, Gilcrest, Colo., Gilmore, Nebr., Gilmore, Ore., Gimlet, Idaho, Glasco, Kans., Glasgow, Calif., Gleason, Wyo., Glen, Mont., Glendale, Calif., Glendale, Ida., Glens Ferry, Idaho, Farmington, Utah, Farrier, Nev., Faust, Utah, Feeley, Mont., Felida, Wash., Felt, Idaho, Feltham, Idaho, Fern, Idaho, Ferdinand, Idaho, Fernley, Nev., Ferris, Wyo., Field, Calif., Fielding, Utah, Filer, Idaho, Finchville, Nebr., Fingal, Idaho, Finley, Nebr., Fir, Ore., Firstone, Colo., First View, Colo., First Idaho, Colo., Fish Hatchery, Wyo., Florena, Kans., Fletcher, Wash., Flynn, Calif., Foley, Nebr., Folger, Wyo., Foralls, Wyo., Forest Lake, Kans., Fort, Ore., Fort Collins, Colo., Fort Hall, Idaho, Ft. Lapwai, Idaho, Ft. Morgan, Colo., Ft. Riley, Kans., Ft. Steele, Wyo., Fossil, Wyo., Fox Park, Wyo., France, Idaho, Frankfort, Kans., Franklin, Idaho, Frederick, Colo., Freeman, Wash., Fremont, Nebr., Fresno, Calif., Fruitland, Idaho, Fruitevale, Idaho, Fuller, Idaho, Fullerton, Calif., Fullerton, Nebr., Funston, Kans., Gallup, Wyo., Galt, Nev., Galvin, Wash., Gandy, Nebr., Gannett, Idaho, Gannett, Nebr., Gardena, Idaho, Gardner, Nebr., Garfield, Utah, Garfield, Wash., Garland, Utah, Garnet, Nev., Garrett, Wash., Garrison, Kans., Garrison, Wash., Gateway, Ore., Gateway, Utah, Geib, Wash., Geneva, Utah, Genoa, Nebr., Havana, Ore., Havens, Nebr., Hawgood, Idaho, Hawk Springs, Wyo., Hawley, Idaho, Hay, Wash., Hay, Idaho, Hayden, Calif., Hayford, Colo., Hays, Kans., Hazeltine, Colo., Hazelton, Idaho, Hazen, Nev., Heath, Idaho, Heber, Nebr., Hedges, Wash., Heist, Utah, Helendale, Calif., Helsing Jct., Wash., Henderson, Colo., Henderson (Royson), Nev., Heman, Utah, Hensafar, Utah, Hopper Jct., Ore., Herkimer, Kans., Hermiston, Ore., Hermosa, Wyo., Hershey, Nebr., Hesperia, Calif., Heyburn, Idaho, Hiawatha, Kans., High Bridge, Calif., Hildard, Ore., Hills, Utah, Hill City, Idaho, Hillside, Wyo., Hilton, Kans., Hindry, Nebr., Hinkle, Ore., Hoagland, Nebr., Hobart, Calif., Hodge, Calif., Hog Back, Kans., Hollenber, Kans., Hollister, Idaho, Hoit, Utah, Home, Kans., Homedale, Idaho, Homer, Kans., Honeyville, Utah, Hood River, Ore., Hooper, Wyo., Hoover Dam, Nev., Hoque, Ore., Hoquiam, Wash., Hordeville, Idaho, Horseshoe Bend, Idaho, Hot Lake, Ore., Hot Springs, Idaho, Houston, Colo., Howell, Wyo., Hoxie, Kans., Hoya, Nev., Hoytsville, Utah, Hugo, Colo., Humorist, Wash., Humphrey, Ida., Huntington, Ore., Hamer, Idaho, Hamlin, Kans., Hammett, Idaho, Hampton, Wyo., Hanna, Wyo., Hanover, Kans., Hansen, Idaho, Hansen, Nebr., Hanson Cor., Nebr., Hardin, Colo., Harmony, Colo., Harney, Colo., Harper, Ore., Harper, Wyo., Harrison, Idaho, Harrisville, Utah, Hart, Idaho, Harvard, Calif., Hastings, Nebr., Irigoin, Ore., Irving, Kans., Island City, Ore., Island Park, Idaho, Islen, Nev., Ivanpah, Calif., Jacinto, Nebr., Jacques, Idaho, Jamieson, Ore., Jean, Nev., Jenness, Idaho, Jensen, Idaho, Jericho, Utah, Jerita, Wash., Jerome, Idaho, Johnston, Kans., Jones, Idaho, Jonesboro, Ore., Joseph, Ore., Joshua, Calif., Joso, Wash., Josselyn, Nebr., Joyce, Nebr., Juab, Utah, Judkins, Idaho, Judson, Ore., Julesburg, Colo., Junction City, Kans., Juniper, Ore., Juntura, Ore., Kalb Nat. Forest (See Cedar City, Ut.), Kalama, Wash., Kamela, Ore., Kamaiah, Idaho, Kanda, Wyo., Kanapolis, Kans., Kansas City, Kans., Kansas City, Mo., D., E., F., H., L., O., 3, 4, 14, 20, 24, 25, 26, 27, 28, Kansas Falls, Kans., Kansasville, Utah, Kearney, Nebr., Keenbrook, Calif., Keith, Nebr., Kelim, Colo., Kellogg-Wardner, Idaho, Kelo, Nebr., Kelo, Calif., Kelson-Lovig, Wash., Kemmerer, Wyo., Kennewick, Wash., Kent, Nebr., Kent, Ore., Kent, Wash., Kerens, Calif., Kersey, Colo., Ketchum, Idaho, Keystone, Nebr., Kidd, Mont., Kimama, Idaho, Kimball, Idaho, Kimberly, Idaho, Kimb, Ore., King Hill, Idaho, Kings Canon, Colo., Kinport, Idaho, Kiro, Kans., Kirt Carson, Colo., Klamath Falls, Ore., Klondike, Ore., Knight, Wyo., Knobs, Wyo., Knoll, Idaho, Kooskia, Idaho, Kory, Nebr., Kuna, Idaho, Kuner, Idaho, Los Angeles, Calif., Lostine, Ore., Loup City, Nebr., Lovell, Idaho, Lovelock, Nev., Lowden, Wash., Lowell, Colo., Lucas, Kans., Lucerne, Colo., Luein, Utah, Lupton, Colo., Luray, Kans., Luse, Ore., Lutherville, Nebr., Lyman, Nebr., Lyndly, Utah, McAllister, Kans., McCall, Idaho, McCammon, Idaho, McGraw, Nebr., McHenry, Idaho, McIntyre, Utah, McMillan, Idaho, McPherson, Kans., Mack, Utah, Maack, Wash., Maokay, Idaho, Macon, Idaho, Maddens, Idaho, Madison, Nebr., Madras, Ore., Madson, Utah, Magic, Idaho, Magnolia Ave., Calif., Maiden Pk., Mont., Malad, Idaho, Malheur, Jct., Mallet, Ore., Manhattan, Kans., Manlio, Nev., Manila, Id., Manito, Wash., Manix, Calif., Manson, Idaho, Marston, Wyo., Marengo, Wash., Marion (Cedar Rapids), Id., Mars, Wyo., Mars, Wyo., Marshall, Wash., Marsing, Idaho, Martin, Nebr., Martinez, Calif., Marydel, Kans., Marysville, Idaho, Lincoln, Nebr., Lincoln Jct., Idaho, Lincoln Center, Kan., Lindbergh, Wyo., Lindsborg, Kans., Lindsey, Kans., Lindsey, Ore., Linwood, Kans., Lisco, Nebr., Little Valley, Ore., Lockwood, Nebr., Lodge Pole, Nebr., Lodi, Nebr., Lofgren, Utah, Logan, Nebr., Logan, Utah, Loma, Nebr., Long, Ore., Long Beach, Calif., Longview, Wash., Lookout, Wyo., Loomis, Calif., Lorenzo, Idaho, Loring, Kans., Messner, Ore., Metolius, Ore., Mica, Wash., Michael, Idaho, Middleton, Idaho, Midland, Kans., Midvale, Idaho, Midvale, Wash., Midway, Idaho, Mildbrook, Wyo., Milford, Kans., Milford, Utah, Milbrook, Wyo., Mill City, Nev., Millard, Nebr., Mildale, Nebr., Miller, Nebr., Miller, Ore., Millers, Wyo., Mills, Wyo., Milliken, Colo., Mills, Utah, Milner, Idaho, Milten-Freswater, Ore., Miltonvale, Kans., Minam, Ore., Mineral, Ore., Mingo, Kans., Minidoka, Idaho, Minneapolis, Kans., Minto, Nev., Mira Loma, Calif., Mission, Ore., Mitchell, Nebr., Moapa, Nev., Mookonema, Wash., Modena, Utah, Modesto, Calif., Mohler, Nebr., Monida, Mont., Monell, Wyo., Monroe, Nebr., Montebello, Calif., Montello, Nev., Montesano, Wash., Montour, Idaho, Montpelier, Ida., Monument, Kans., Moody, Idaho, Moore, Idaho, Moore, Nev., Mora, Idaho, Moray, Kans., Moreland, Idaho, Morgan, Utah, Morland, Kans., Moro, Ore., Morrill, Nebr., Morrill, Kans., Morton, Utah, Moscow, Ida., Moses, Wash., Mosier, Ore., Moss, Idaho, Mountain Home, Idaho, Mount, Utah, Moxa, Wyo., Moyer Jct., Wyo., Multnomah Falls, Ore., Muncie, Kans., Murdock, Utah, Murray, Utah, Murtaugh, Idaho, Nads, Utah, Namori, Ore., Napa, Ida., Napavine, Wash., Napton, Ore., Narrows, Colo., Natoma, Kans., Navy, Mont., Necker, Utah, Nees, Utah

Stations marked * are located on Divisions indicated by table numbers, but are not shown in folder tables.

Main table listing cities and their corresponding table numbers across 20 columns. Includes entries like Nephi, Utah; Owens, Nebr.; New Cambria, Kans.; etc.

Stations marked ■ are located on Divisions indicated by table numbers, but are not shown in folder tables.



COAST-TO-COAST THROUGH SLEEPING CAR SERVICE

Between New York City and Los Angeles

Liberty Limited No. 1-59 Domeliner City of Los Angeles No. 103 Daily—Example		New York and Los Angeles via Pennsylvania Railroad and Overland Route	Domeliner City of Los Angeles No. 104 Liberty Limited No. 58-2 Daily—Example		The Wolverine No. 17 Domeliner City of Los Angeles No. 103 Daily—Example	New York and Los Angeles via New York Central and Overland Route	Domeliner City of Los Angeles No. 104 Commodore Vanderbilt No. 68 Daily—Example		
		Pennsylvania Railroad							
5.10	SAT	Lv New York (E. S. T.)	Ar 8.45	WED	5.15	SAT	Lv New York (E.S.T.)	Ar 8.00	WED
6.41	SAT	Lv N. Philadelphia (E.S.T.)	Ar 7.18	"	10.55	SUN	Ar Chicago (C.S.T.)	Lv 3.00	TUE
1.32	SUN	Lv Pittsburgh (E.S.T.)	Ar 12.01	WED					
9.00	SUN	Ar Chicago (C. S. T.)	Lv 3.00	TUE					
		The Milwaukee Road							
6.45	SUN	Lv Chicago (C.S.T.)	Ar 11.00	TUE	6.45	SUN	Lv Chicago (C.S.T.)	Ar 11.00	TUE
9.03	"	" Savanna	Ar 8.25	"	9.03	"	" Savanna	Ar 8.25	"
10.31	SUN	" Marion (Cedar Rapids)	Ar 6.59	"	10.31	SUN	" Marion (Cedar Rapids)	Ar 6.59	"
12.40	MON	" Perry	Ar 4.51	"	12.40	MON	" Perry	Ar 4.51	"
3.00	MON	Ar Omaha	Lv 2.45	TUE	3.00	MON	Ar Omaha	Lv 2.45	TUE
		Union Pacific							
3.10	MON	Lv Omaha	Ar 2.30	TUE	3.10	MON	Lv Omaha	Ar 2.30	TUE
5.10	"	" Grand Island	Lv 12.20	TUE	5.10	"	" Grand Island	Lv 12.20	TUE
6.55	"	Ar N. Platte (C.S.T.)	Lv 10.28	MON	6.55	"	Ar N. Platte (C.S.T.)	Lv 10.28	MON
6.00	"	Lv N. Platte (M.S.T.)	Ar 9.23	"	6.00	"	Lv N. Platte (M.S.T.)	Ar 9.23	"
7.44	"	" Sidney	Lv 7.42	"	7.44	"	" Sidney	Lv 7.42	"
9.30	"	Ar Cheyenne	Lv 6.20	"	9.30	"	Ar Cheyenne	Lv 6.20	"
9.40	"	Lv Cheyenne	Ar 6.10	"	9.40	"	Lv Cheyenne	Ar 6.10	"
11.01	"	" Laramie	Lv 4.50	"	11.01	"	" Laramie	Lv 4.50	"
12.56	"	" Rawlins	Ar 2.55	"	12.56	"	" Rawlins	Ar 2.55	"
3.25	"	" Green River	Ar 12.35	"	3.25	"	" Green River	Ar 12.35	"
6.55	"	" Ogden	Ar 9.10	"	6.55	"	" Ogden	Ar 9.10	"
7.50	"	" Salt Lake City	Ar 8.15	"	7.50	"	" Salt Lake City	Ar 8.15	"
10.54	MON	" Milford (M.S.T.)	Lv 4.58	MON	10.54	MON	" Milford (M.S.T.)	Lv 4.58	MON
2.40	TUE	Lv Las Vegas (P.S.T.)	Ar 11.10	SUN	2.40	TUE	Lv Las Vegas (P.S.T.)	Ar 11.10	SUN
7.45	"	Ar San Bernardino	Lv 6.08	"	7.45	"	Ar San Bernardino	Lv 6.08	"
8.10	"	" Riverside	Ar 5.43	"	8.10	"	" Riverside	Ar 5.43	"
9.10	"	" East Los Angeles	Ar 4.50	"	9.10	"	" East Los Angeles	Ar 4.50	"
9.30	TUE	Ar Los Angeles	Lv 4.30	SUN	9.30	TUE	Ar Los Angeles	Lv 4.30	SUN
◆ 9.35	TUE	Ar Alhambra	Ar 3.55	SUN	◆ 9.35	TUE	Ar Alhambra	Ar 3.55	SUN
◆ 9.50	"	Ar Pasadena	Ar 3.40	"	◆ 9.50	"	Ar Pasadena	Ar 3.40	"
◆ 10.10	"	Ar Glendale (City)	Ar 3.10	"	◆ 10.10	"	Ar Glendale (City)	Ar 3.10	"
◆ 10.20	"	Ar Anaheim	Ar 3.10	"	◆ 10.20	"	Ar Anaheim	Ar 3.10	"
◆ 10.05	"	Ar Long Beach	Ar 3.20	"	◆ 10.05	"	Ar Long Beach	Ar 3.20	"
◆ 10.35	TUE	Ar San Pedro (P.S.T.)	Lv 2.45	SUN	◆ 10.35	TUE	Ar San Pedro (P.S.T.)	Lv 2.45	SUN

◆ Motor bus connections with main line trains at East Los Angeles. See tables 7, 8 and 9 for complete information on bus schedules to and from East Los Angeles.

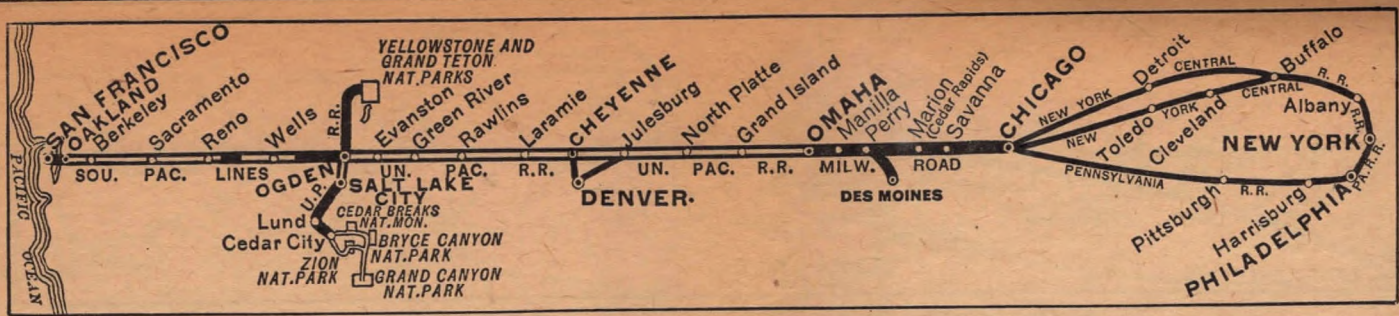
Coast-to-Coast Equipment

Nos. 1-59-103 and 104-58-2

Streamlined Sleeping Cars..New York City to Los Angeles—
10 Roomettes, 6 Double Bedrooms.
Los Angeles to New York City—
10 Roomettes, 6 Double Bedrooms.

Nos. 17-103 and 104-68

Streamlined Sleeping Cars..New York City to Los Angeles—
10 Roomettes, 6 Double Bedrooms.
Los Angeles to New York City—
10 Roomettes, 6 Double Bedrooms.



COAST-TO-COAST THROUGH SLEEPING CAR SERVICE

Between New York City and San Francisco

Commodore Vanderbilt No. 67 City of San Francisco No. 101 See Note 1	New York and San Francisco via New York Central and Overland Route	City of San Francisco No. 102 Commodore Vanderbilt No. 68 See Note 2	Liberty Limited No. 1-59 City of San Francisco No. 101 See Note 3	New York and San Francisco via Pennsylvania Railroad and Overland Route	City of San Francisco No. 102 Liberty Limited No. 58-2 See Note 4
--	---	--	---	--	---

Note 1: Sleeping Car from New York — Operates Westbound Via New York Central
 — ODD DAYS: June, July and September
 — EVEN DAYS: May and August

Note 2: Sleeping Car from San Francisco — Operates Eastbound
 — EVEN DAYS: June, July and September
 — ODD DAYS: May and August

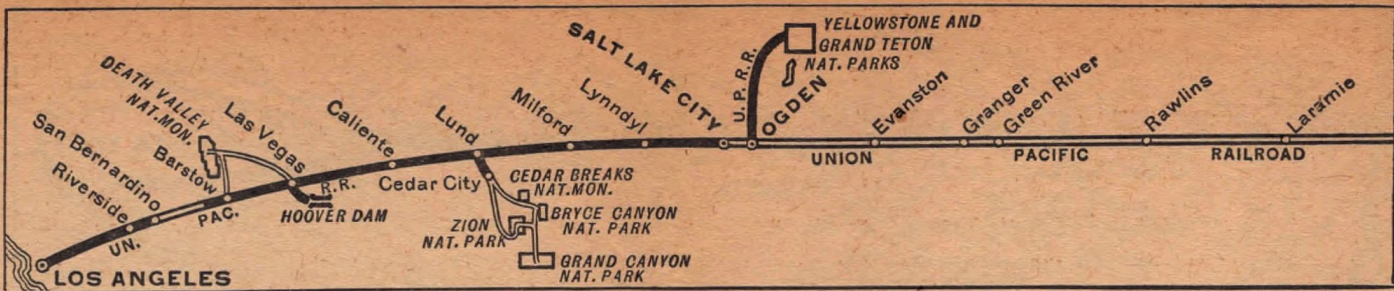
Note 3: Sleeping Car from New York — Operates Westbound Via Pennsylvania Railroad
 — EVEN DAYS: June, July and September
 — ODD DAYS: May and August

Note 4: Sleeping Car from San Francisco — Operates Eastbound
 — ODD DAYS: June, July and September
 — EVEN DAYS: May and August

EXAMPLE		New York Central		EXAMPLE		Pennsylvania Railroad		EXAMPLE	
4.30	SAT	Lv New York (E.S.T.)	Ar	8.00	WED	Lv New York (E.S.T.)	Ar	8.45	WED
7.30	SUN	Ar Chicago (C.S.T.)	Lv	3.00	TUE	Lv N. Philadelphia (E.S.T.)	Ar	7.18	"
The Milwaukee Road									
6.30	SUN	Lv Chicago (C.S.T.)	Ar	11.15	TUE	Lv Chicago (C.S.T.)	Ar	11.15	TUE
8.48	SUN	" Savanna	"	8.40	"	" Savanna	"	8.40	"
10.16	SUN	" Marion (Cedar Rapids)	"	7.14	"	" Marion (Cedar Rapids)	"	7.14	"
12.25	MON	Ar Omaha	Lv	5.06	"	" Perry	Ar	5.06	"
2.45	MON			3.00	TUE	Ar Omaha	Lv	3.00	TUE
Union Pacific									
2.55	MON	Lv Omaha	Ar	2.50	TUE	Lv Omaha	Ar	2.50	TUE
4.55	"	" Grand Island	Lv	12.40	TUE	" Grand Island	Lv	12.40	TUE
6.40	"	Ar N. Platte (C. S. T.)	Lv	10.48	MON	Ar N. Platte (C. S. T.)	Lv	10.48	MON
5.45	"	Lv N. Platte (M. S. T.)	Ar	9.43	"	Lv N. Platte (M. S. T.)	Ar	9.43	"
7.29	"	" Sidney	Lv	8.02	"	" Sidney	Lv	8.02	"
9.15	"	Ar Cheyenne	Lv	6.40	"	Ar Cheyenne	Lv	6.40	"
9.25	"	Lv Cheyenne	Ar	6.30	"	Lv Cheyenne	Ar	6.30	"
10.46	"	" Laramie	Lv	5.12	"	" Laramie	Lv	5.12	"
12.41	"	" Rawlins	"	3.25	"	" Rawlins	"	3.25	"
3.10	"	" Green River	"	1.05	"	" Green River	"	1.05	"
6.30	MON	Ar Ogden (M.S.T.)	Lv	9.40	MON	Ar Ogden (M. S. T.)	Lv	9.40	MON
Southern Pacific									
6.50	MON	Lv Ogden (M.S.T.)	Ar	9.20	MON	Lv Ogden (M.S.T.)	Ar	9.20	MON
2.57	TUE	" Reno (P.S.T.)	Lv	11.09	SUN	" Reno (P.S.T.)	Lv	11.09	SUN
□	"	" Truckee	"	□	"	" Truckee	"	□	"
7.30	"	Ar Sacramento	Lv	6.35	"	Ar Sacramento	Lv	6.35	"
7.42	"	Lv Sacramento	Ar	6.25	"	Lv Sacramento	Ar	6.25	"
9.20	"	Ar Berkeley	Lv	4.45	"	Ar Berkeley	Lv	4.45	"
9.32	"	" Oakland (16th St.)	"	4.37	"	" Oakland (16th St.)	"	4.37	"
9.45	"	" Oakland Pier	"	4.30	"	" Oakland Pier	"	4.30	"
10.20	TUE	Ar San Francisco (P.S.T.)	Lv	4.00	SUN	Ar San Francisco (P.S.T.)	Lv	4.00	SUN

□ Conditional stop; consult agent or conductor.

Nos. 67-101 and 102-68 Coast-to-Coast Equipment Streamlined Sleeping Cars..New York City to San Francisco— 10 Roomettes, 6 Double Bedrooms. San Francisco to New York City— 10 Roomettes, 6 Double Bedrooms.	Nos. 1-59-101 and 102-58-2 Streamlined Sleeping Cars..New York City to San Francisco— 10 Roomettes, 6 Double Bedrooms. San Francisco to New York City— 10 Roomettes, 6 Double Bedrooms.
---	---



NEW YORK and CHICAGO to LOS ANGELES via Omaha and Salt Lake City

Table A Condensed Schedules All Trains Daily	Domeliner City of Los Angeles 103 ● Daily Example	The Challenger Domeliner 107 ● Daily Example	San Fran- cisco Overland- City of St. Louis 27-9 Daily Example	Utah Parks Service 27-9-309△ 310-9△ Daily Example Summer Season
Lv New York (EST) N.Y.C.	5 15 SA			
Ar Chicago (C.S.T.)	10 55 SU			
Lv New York (EST) Penn.RR	5 10 SA			
N Philadelphia (E.S.T.)	6 41 SA			
Ar Chicago (C.S.T.)	9 00 SU			
Lv Chicago (CST) C M St. P & P	6 45 SU	6 45 SU		
Ar Omaha	3 00 MO	3 00 MO		
Lv Omaha (C.S.T.) Un. Pac.	3 10 MO	3 10 MO	10 30 SU	10 30 SU
Ar Fremont	9 10	9 10	11 16 SU	11 16 SU
Ar Columbus	9 10	9 10	12 15 MO	12 15 MO
Ar Grand Island	5 10	5 10	1 40	1 40
Ar Kearney	5 10	5 10	2 19	2 19
Ar North Platte (C.S.T.)	6 55	6 55	4 30	4 30
Lv North Platte (M.S.T.)	6 00	6 00	3 45	3 45
Ar Sidney	7 44	7 44	6 32	6 32
Ar Cheyenne	9 30	9 30	8 45	8 45
Lv Cheyenne	9 40	9 40	9 10	9 10
Ar Laramie	11 01	11 01	10 50	10 50
Ar Rawlins	12 56	12 56	1 15	1 15
Ar Rock Springs			3 18	3 18
Ar Green River	3 25	3 25	4 10	4 10
Ar Evanston	5 08	5 06	6 25	6 25
Ar Ogden	6 45	6 45	8 45	8 45
Lv Ogden	6 55	6 55	9 15	9 15
Ar Salt Lake City	7 40	7 40	10 05	10 05
Lv Salt Lake City	7 50	7 50	10 30 MO	11 00 MO
Lv Milford	10 54 MO	10 54 MO	2 20 TU	4 15 TU
Ar Lund			3 00 TU	5 00 TU
Ar Cedar City			4 15 TU	6 30 TU
Lv Cedar City			10 45 MO	9 00 SA
Lv Lund			3 00 TU	f 3 00 SU
Lv Caliente (M.S.T.)			5 08	5 08
Ar Las Vegas (P.S.T.)	2 40 TU	2 40 TU	7 20	7 20
Ar San Bernardino	7 45	7 45	1 00	1 00
Ar Riverside			1 35	1 35
Ar East Los Angeles	9 10	9 10	2 50	2 50
Ar Los Angeles (P.S.T.)	9 30 TU	9 30 TU	3 15 TU	3 15 SU
Ar Alhambra	9 35 TU	9 35 TU	3 15 TU	3 15 SU
Ar Pasadena	9 50	9 50	3 30	3 30
Ar Glendale (City)	10 10 TU	10 10 TU	3 55 TU	3 55 SU
Ar Anaheim	10 20 TU	10 20 TU	4 00 TU	4 00 SU
Ar Long Beach	10 05 TU	10 05 TU	3 45 TU	3 45 SU
Ar San Pedro (P.S.T.)	10 35 TU	10 35 TU	4 15 TU	4 15 SU

Equipment for Page 8

NO. 103— Domeliner CITY OF LOS ANGELES—DAILY

Cars from Chicago run via C. M. St. P. & P. to Omaha; thence U. P.

- Dome Observation Lounge Car Chicago to Los Angeles.
- Streamlined Sleeping Cars Chicago to Los Angeles—11 Double Bedrooms. Chicago to Los Angeles—5 Double Bedrooms—Club. Chicago to Los Angeles—10 Roomettes, 6 Double Bedrooms. New York to Los Angeles—10 Roomettes, 6 Double Bedrooms (N.Y.C. No. 17 to Chicago). New York to Los Angeles—10 Roomettes, 6 Double Bedrooms (P.R.R. No. No. 1-59 to Chicago). Omaha to Los Angeles—6 Roomettes, 4 Double Bedrooms, 6 Sections (occupancy 9:30 P. M.).
- Dome Dining Car Club and a la carte service.

NO. 107—THE CHALLENGER Domeliner—DAILY

Cars from Chicago run via C. M. St. P. & P. to Omaha; thence U. P.

- Club Lounge Car Chicago to Los Angeles.
- Dome Coach Chicago to Los Angeles—36 leg rest seats reserved; dome seats not reserved.
- Reclining Seat— Leg Rest Coaches Chicago to Los Angeles—all seats reserved.
- Dining Car Chicago to Los Angeles—Challenger meals. (Complete Table Service) Also club and a la carte service.

NO. 27-9—SAN FRANCISCO OVERLAND—CITY OF ST. LOUIS—DAILY

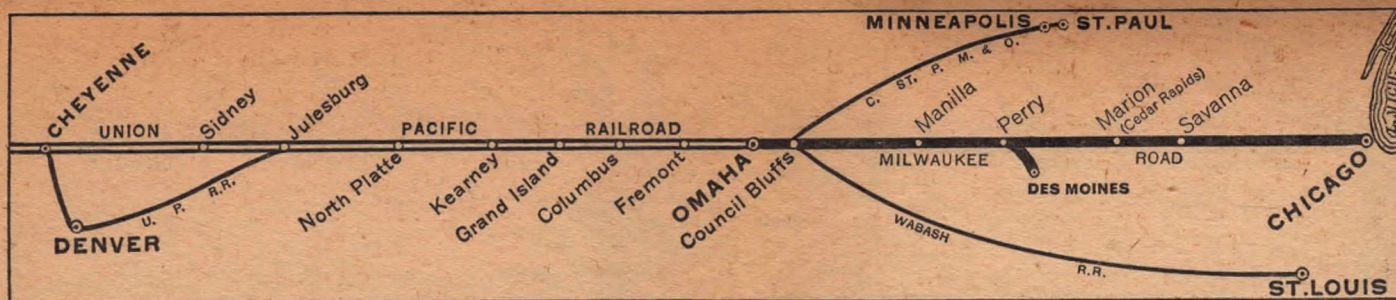
No. 27 to Ogden; No. 9 to Los Angeles.

- Dome Observation Lounge Car Ogden to Los Angeles—for sleeping car passengers.
- Streamlined Sleeping Cars Omaha to Ogden (for San Francisco)—6 Sections, 6 Roomettes, 4 Double Bedrooms. Ogden to Los Angeles—6 Roomettes, 4 Double Bedrooms, 6 Sections (No. 9 from St. Louis). Salt Lake City to Los Angeles—6 Roomettes, 4 Double Bedrooms. (No. 19-18-34 from Spokane). Salt Lake City to Cedar City—6 Sections, 6 Roomettes, 4 Double Bedrooms (No. 309—June 9 to Sept. 11—open 9:30 p.m.). Cedar City to Los Angeles—6 Sections, 6 Roomettes, 4 Double Bedrooms (No. 310 to Milford—June 10 to September 12).
- Reclining Seat Coaches Omaha to Ogden (for San Francisco)—seats not reserved. Ogden to Los Angeles—all seats reserved. (No. 9 from St. Louis). Salt Lake City to Cedar City—(No. 309—June 9 to September 11).
- Club Lounge Car Ogden to Los Angeles—for coach passengers (No. 9 from St. Louis).
- Cafe Lounge Car Cheyenne to Ogden—club and a la carte service.
- Dining Car Ogden to Los Angeles—club and a la carte service.

Footnotes for Page 8

- ▲ Motor Bus between Lund and Cedar City.
- ▣ Conditional stop; see Tables 1 or 3.
- ◆ Motor bus connections at East Los Angeles. See tables 7, 8 and 9 for complete information on bus schedules to and from East Los Angeles.
- Limited handling of checked baggage on these trains; consult agent.
- △ See Table 4, page 31, for condensed schedule of all service to the Utah-Arizona Parks from the East and from Los Angeles.
- (E.S.T.) Eastern standard time. (C.S.T.) Central standard time.
- (M.S.T.) Mountain standard time. (P.S.T.) Pacific standard time.

Time from 12 01 midnight to 12 00 noon shown in light face type.
Time from 12 01 noon to 12 00 midnight shown in heavy face type.



LOS ANGELES to CHICAGO and NEW YORK via Salt Lake City and Omaha

Table A Condensed Schedules All Trains Daily		Domeliner City of Los Angeles 104 ● Daily Example	The Challenger Domeliner 108 ● Daily Example	City of St. Louis-San Francisco Overland 10-28 Daily Example	Utah Parks Service 10-309△ 510-10-28 Daily Exam. Summer Season
Lv San Pedro (P.S.T.) ...	♦ 2.45 SU	♦ 2.45 SU	♦ 8.50 SU	♦ 8.50 SU	♦ 8.50 SU
Lv Long Beach.....	♦ 3.20 SU	♦ 3.20 SU	♦ 9.25 SU	♦ 9.25 SU	♦ 9.25 SU
Lv Anaheim.....	♦ 3.10 SU	♦ 3.10 SU	♦ 9.20 SU	♦ 9.20 SU	♦ 9.20 SU
Lv Glendale (City).....	♦ 3.10 SU	♦ 3.10 SU	♦ 9.25 SU	♦ 9.25 SU	♦ 9.25 SU
Lv Pasadena.....	♦ 3.40 "	♦ 3.40 "	♦ 9.50 "	♦ 9.50 "	♦ 9.50 "
Lv Alhambra.....	♦ 3.55 SU	♦ 3.55 SU	♦ 10.05 SU	♦ 10.05 SU	♦ 10.05 SU
Lv Los Angeles (P.S.T.) ..	4.30 SU	4.30 SU	10.30 SU	10.30 SU	10.30 SU
" East Los Angeles.....	4.50 "	4.50 "	10.50 "	10.50 "	10.50 "
" Riverside.....	5.00 "	5.00 "	11.55 "	11.55 "	11.55 "
" San Bernardino.....	6.08 SU	6.08 SU	12.20 "	12.20 "	12.20 "
Lv Las Vegas (P.S.T.) ..	11.20 SU	11.20 SU	6.30 "	6.30 "	6.30 "
Lv Caliente (M.S.T.) ..	10.15 SU	10.15 SU	10.15 SU	10.15 SU	10.15 SU
Ar Lund.....	12.05 MO	12.05 MO	5.00 MO	5.00 MO	5.00 MO
Ar Cedar City.....	4.15 MO	4.15 MO	6.30 MO	6.30 MO	6.30 MO
Lv Cedar City.....	*1045 SU	*1045 SU	9.00 SU	9.00 SU	9.00 SU
Lv Lund.....	1205 MO	1205 MO	10.25 SU	10.25 SU	10.25 SU
" Milford.....	4.58 MO	4.58 MO	12.50 "	11.50 SU	11.50 SU
Ar Salt Lake City.....	8.05 "	8.05 "	4.45 "	4.30 MO	4.30 MO
Lv Salt Lake City.....	8.15 "	8.15 "	5.05 "	5.05 "	5.05 "
Ar Ogden.....	9.00 "	9.00 "	6.00 "	6.00 "	6.00 "
Lv Ogden.....	9.10 "	9.10 "	7.00 "	7.00 "	7.00 "
" Evanston.....	10.44 "	10.44 "	8.50 "	8.50 "	8.50 "
" Green River.....	12.35 "	12.35 "	11.15 "	11.15 "	11.15 "
" Rock Springs.....	11.42 "	11.42 "	11.42 "	11.42 "	11.42 "
" Rawlins.....	2.55 "	2.55 "	2.05 "	2.05 "	2.05 "
" Laramie.....	4.50 "	4.50 "	4.35 "	4.35 "	4.35 "
Ar Cheyenne.....	6.10 "	6.10 "	6.00 "	6.00 "	6.00 "
Lv Cheyenne.....	6.20 MO	6.20 MO	7.15 "	7.15 "	7.15 "
Lv Sidney.....	7.42 TU	7.42 TU	9.10 "	9.10 "	9.10 "
Ar North Platte (M.S.T.) ..	9.23 "	9.23 "	11.15 MO	11.15 MO	11.15 MO
Lv North Platte (C.S.T.) ..	10.28 "	10.28 "	12.45 TU	12.45 TU	12.45 TU
" Kearney.....	2.39 "	2.39 "	2.39 "	2.39 "	2.39 "
" Grand Island.....	12.20 TU	12.20 TU	3.50 "	3.50 "	3.50 "
" Columbus.....	5.10 "	5.10 "	5.10 "	5.10 "	5.10 "
" Fremont.....	6.08 "	6.08 "	6.08 "	6.08 "	6.08 "
Ar Omaha.....	2.30 TU	2.30 TU	7.00 TU	7.00 TU	7.00 TU
Lv Omaha C.M.St.P.&P.	2.45 TU	2.45 TU			
Ar Chicago (C.S.T.).....	11.00 TU	11.00 TU			
Lv Chicago (CT) Penn.RR	3.00 TU				
Ar N. Phlla., Pa. (E.S.T.)	7.18 WE				
Ar New York (E.S.T.) ..	8.45 WE				
Lv Chicago (CST) N.Y.C.	3.00 TU				
Ar New York (E.S.T.) ..	8.00 WE				

Equipment for Page 9

NO. 104—Domeliner CITY OF LOS ANGELES—Daily

Cars to Chicago run via C. M. St. P. & P. east of Omaha.

Dome Observation Lounge Car..... Los Angeles to Chicago.
Streamlined Sleeping Cars. Los Angeles to Chicago—11 Double Bedrooms.
Los Angeles to Chicago—5 Double Bedrooms—Club.
Los Angeles to Chicago—10 Roomettes, 6 Double Bedrooms.
Los Angeles to New York—10 Roomettes, 6 Double Bedrooms (N.Y.C. No. 68 east of Chicago).
Los Angeles to New York—10 Roomettes, 6 Double Bedrooms (P.R.R. No. 58-2 east of Chicago).
Los Angeles to Omaha—6 Roomettes, 4 Double Bedrooms, 6 Sections (occupancy at Omaha until 8:00 a.m.).
Dome Dining Car..... Club and a la carte service.

NO. 108—THE CHALLENGER Domeliner—DAILY

Cars to Chicago run via C. M. St. P. & P. east of Omaha.

Club Lounge Car..... Los Angeles to Chicago.
Dome Coach..... Los Angeles to Chicago—36 leg rest seats reserved; dome seats not reserved.
Reclining Seat—
Leg Rest Coaches..... Los Angeles to Chicago—all seats reserved.
Dining Car..... Los Angeles to Chicago—Challenger meals.
(Complete Table Service). Also club and a la carte service.

NO. 10-28—CITY OF ST. LOUIS—SAN FRANCISCO OVERLAND

No. 10 to Ogden; No. 28 to Omaha.

Dome Observation Lounge Car..... Los Angeles to Ogden—for sleeping car passengers
Streamlined Sleeping Car..Ogden to Omaha (from San Francisco)—6 Sections, 6 Roomettes, 4 Double Bedrooms.
Los Angeles to Ogden—6 Roomettes, 4 Double Bedrooms, 6 Sections (No. 10 to St. Louis).
Los Angeles to Cedar City—6 Sections, 6 Roomettes, 4 Double Bedrooms (No. 309 Milford to Cedar City—June 9 to Sept. 11).
Cedar City to Salt Lake City—6 Sections, 6 Roomettes, 4 Double Bedrooms (No. 310—June 10 to Sept. 12—occupancy 7:30 a.m.).
Reclining Seat Coaches... Los Angeles to Green River—all seats reserved (No. 10 to St. Louis).
Ogden to Omaha—all seats reserved (S.P. 28 from San Francisco).
Cedar City to Salt Lake City (No. 310—June 10 to Sept. 12).
Club Lounge Car..... Los Angeles to Ogden—for coach passengers (No. 10 to St. Louis).
Dining Car..... Los Angeles to Ogden—club and a la carte service.
Cafe Lounge Car..... Ogden to Cheyenne—club and a la carte service.

Footnotes for Page 9

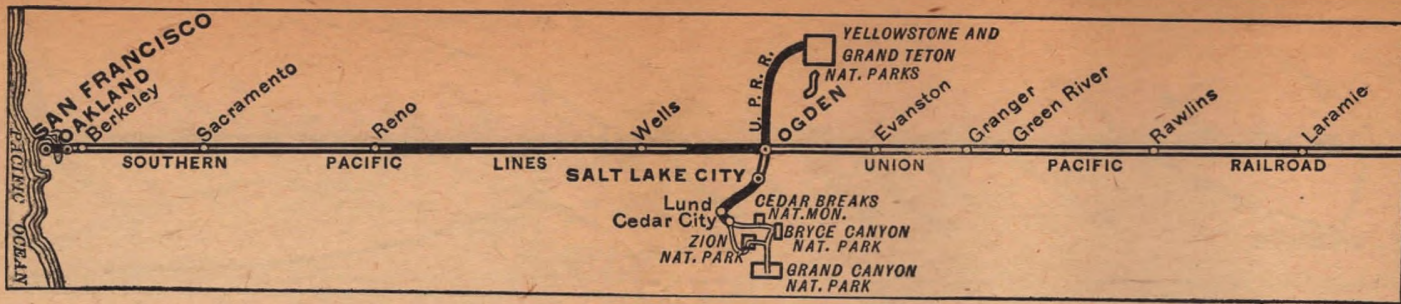
- ▲ Motor Bus between Lund and Cedar City.
- ♦ Motor bus connections at East Los Angeles. See tables 7, 8 and 9 for complete information on bus schedules to and from East Los Angeles.
- Limited handling of checked baggage on these trains; consult agent.
- △ See Table 4, page 31, for condensed schedule of all service to the Utah-Arizona Parks from the East and from Los Angeles.

- Conditional stop; see Tables 1 or 3.
- (E.S.T.) Eastern standard time.
- (M.S.T.) Mountain standard time.

(C.S.T.) Central standard time.
(P.S.T.) Pacific standard time.

Time from 12.01 midnight to 12.00 noon shown in light face type.

Time from 12.01 noon to 12.00 midnight shown in heavy face type.



NEW YORK and CHICAGO to SAN FRANCISCO via Omaha

Table B Condensed Schedules All Trains Daily		Streamliner City of San Francisco 101 ● Daily Example	San Francisco Overland 27 Daily Example				
Lv New York (E.S.T.) N.Y.C.	4.30	SAT					
Lv Cleveland							
Ar Chicago (C.S.T.)	7.30	SUN					
Lv New York (EST) Penn.R.R.	5.10	SAT					
Lv N. Phila., Pa. (E.S.T.)	6.41	SAT					
Ar Chicago (C.S.T.)	9.00	SUN					
C. M. St. P. & P.							
Lv Chicago (C.S.T.)	6.30	SUN					
Lv Savanna	8.48	"					
Lv Marion (Cedar Rapids)	10.16	SUN					
Lv Perry	12.25	MON					
Ar Omaha	2.45	MON					
Union Pacific							
Lv Omaha (O.S.T.)	2.55	MON	10.30	SUN			
" Fremont		"	11.16	SUN			
" Columbus		"	12.15	MON			
" Grand Island	4.55	"	1.40	"			
" Kearney		"	2.19	"			
Ar North Platte (O.S.T.)	6.40	"	4.30	"			
Lv North Platte (M.S.T.)	5.45	"	3.45	"			
" Sidney	7.29	"	6.32	"			
Ar Cheyenne	9.15	"	8.45	"			
Lv Cheyenne	9.25	"	9.10	"			
" Laramie	10.46	"	10.50	"			
" Rawlins	12.41	"	1.15	"			
" Rook Springs		"	3.18	"			
Ar Green River	3.00	"	3.45	"			
Lv Green River	3.10	"	4.10	"			
" Evanston	4.51	"	6.25	"			
Ar Ogden (M.S.T.)	6.30	MON	8.45	MON			
Lv Salt Lake City (M.S.T.)			7.00	MON			
Southern Pacific							
Lv Ogden (M.S.T.)	6.50	MON	9.10	MON			
" Reno (P.S.T.)	2.57	TUE	6.57	TUE			
" Truckee		"	7.52	"			
Ar Sacramento	7.30	"	11.55	"			
Lv Sacramento	7.42	"	12.01	"			
Ar Berkeley	9.20	"	1.52	"			
" Oakland (16th St.)	9.32	"	2.02	"			
" Oakland Pier	9.45	"	2.15	"			
Ar San Francisco (P.S.T.)	10.20	TUE	2.50	TUE			

NO EXTRA FARES ON UNION PACIFIC RAILROAD

Equipment for Page 10

NO. 101—Streamliner CITY OF SAN FRANCISCO—Daily

Cars from Chicago run via C. M. St. P. & P. to Omaha; U. P. to Ogden; S. P. to San Francisco.
 Club Lounge Car ⊗ Chicago to San Francisco (Radio, bath, valet service).
 Streamlined Sleeping Cars. New York to San Francisco—10 Roomettes, 6 Double Bedrooms (P.R.R. No. 1-59 to Chicago).
 Car operates every other day—see Page 7.
 New York to San Francisco—10 Roomettes, 6 Double Bedrooms (N.Y.C. No. 67 to Chicago).
 Car operates every other day—see Page 7.
 Chicago to San Francisco—Drawing-rooms, Compts., Double Bedrooms, Roomettes, Sections.

Reclining Seat—
 Leg Rest Coaches Chicago to San Francisco—all seats reserved.
 Cafe Lounge Car Chicago to San Francisco—Moderately priced meals and lounge for coach passengers.
 Dining Car Club and a la carte service.

NO. 27—SAN FRANCISCO OVERLAND—DAILY

U. P. 27 to Ogden; S. P. 27 to San Francisco.

Dome Lounge Car Ogden to San Francisco.
 Streamlined Sleeping Cars. Omaha to San Francisco—6 Sections, 6 Roomettes, 4 Double Bedrooms.
 Ogden to San Francisco—6 Sections, 6 Roomettes, 4 Double Bedrooms (No. 9 from St. Louis).
 Salt Lake City to San Francisco—6 Sections, 6 Roomettes, 4 Double Bedrooms (No. 29 to Ogden).

Reclining Seat Coaches Omaha to San Francisco—not reserved.
 Ogden to San Francisco (No. 9 from St. Louis—leg rest seats, all reserved).
 Cafe Lounge Car Cheyenne to Ogden—club and a la carte service.
 Dining Car Ogden to San Francisco—club and a la carte service.

Footnotes for Page 10

Passengers Use Ferry Steamer between Oakland Pier and San Francisco.

⊗ These lounge cars are for exclusive use of sleeping car passengers.

⊕ Conditional stop; see table 1.

(f) Stops only on signal.

(E.S.T.) Eastern standard time.

(C.S.T.) Central standard time.

(M.S.T.) Mountain standard time.

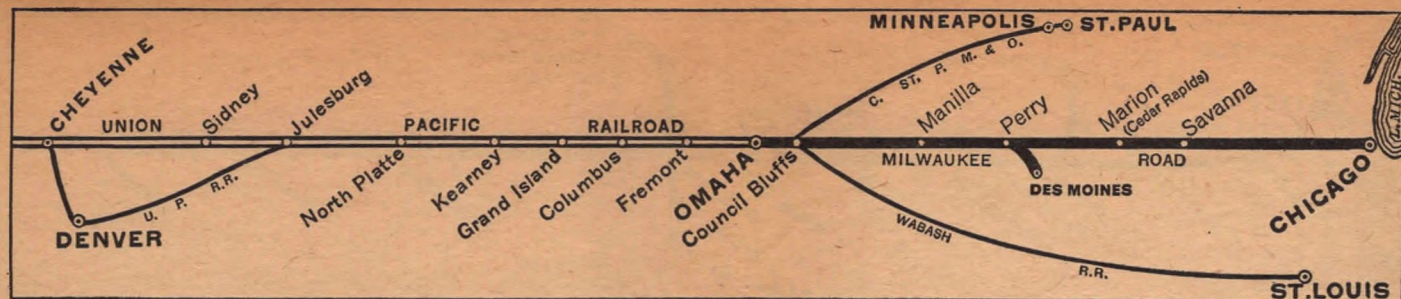
(P.S.T.) Pacific standard time.

The City of San Francisco has a lounge car for coach passengers.

● Limited handling of checked baggage on this train; consult agent.

Time from 12:01 midnight to 12:00 noon shown in light face type.

Time from 12:01 noon to 12:00 midnight shown in heavy face type.



SAN FRANCISCO to CHICAGO, and NEW YORK via Omaha

Table B Condensed Schedules All Trains Daily		Streamliner City of San Francisco 102 ● Daily Example		San Francisco Overland 28 Daily Example	
Southern Pacific					
Lv	San Francisco (P.S.T.)	4.00	SUN	11.00	SUN
"	Oakland Pier	4.30	"	11.23	"
"	Oakland (16th St.)	4.37	"	11.36	"
"	Berkeley	4.45	"	11.45	"
Ar	Sacramento	6.25	"	1.37	"
Lv	Sacramento	6.35	"	1.42	"
"	Truckee	8.00	"	5.24	"
"	Reno (P.S.T.)	11.09	SUN	6.36	SUN
Ar	Ogden (M.S.T.)	9.20	MON	6.20	MON
Union Pacific					
Ar	Salt Lake City (M.S.T.)			7.45	MON
Lv	Ogden (M.S.T.)	9.40	MON	7.00	MON
"	Evanston	11.14	"	8.50	"
Ar	Green River	12.55	"	10.45	"
Lv	Green River	1.05	"	11.15	"
"	Rock Springs		"	11.42	"
"	Rawlins	3.25	"	2.05	"
"	Laramie	5.12	"	4.35	"
Ar	Cheyenne	6.30	"	6.00	"
Lv	Cheyenne	6.40	"	7.15	"
"	Sidney	8.02	"	9.10	"
Ar	North Platte (M.S.T.)	9.43	"	11.15	MON
Lv	North Platte (C.S.T.)	10.48	"	12.45	TUE
"	Kearney	12.40	MON	2.39	"
"	Grand Island		TUE	3.60	"
"	Columbus		"	5.10	"
"	Fremont		"	6.08	"
Ar	Omaha	2.50	TUE	7.00	TUE
C. M. St. P. & P.					
Lv	Omaha	3.00	TUE		
Ar	Perry	5.06	"		
"	Marion (Cedar Rapids)	7.14	"		
"	Savanna	8.40	"		
Ar	Chicago (C.S.T.)	11.15	TUE		
Lv	Chicago (C.S.T.) N.Y.C.	3.00	TUE		
Ar	New York (E.S.T.)	8.00	WED		
Lv	Chicago (C.S.T.) Penn.R.R.	3.00	TUE		
Ar	N. Phila., Pa. (E.S.T.)	7.18	WED		
Ar	New York (E.S.T.)	8.45	WED		

NO EXTRA FARES ON UNION PACIFIC RAILROAD

Equipment for Page 11

NO. 102—Streamliner CITY OF SAN FRANCISCO—Daily

Runs via S. P. to Ogden, and via C. M. St. P. & P. east of Omaha.

Club Lounge Car @..... San Francisco to Chicago (Radio, bath, valet service).
Streamlined Sleeping Cars. San Francisco to New York—10 Roomettes, 6 Double Bedrooms (P.R.R. No. 58-2 east of Chicago).
Car operates every other day—see Page 7.

San Francisco to New York—10 Roomettes, 6 Double Bedrooms (N.Y.C. No. 68 east of Chicago).
Car operates every other day—see Page 7.

San Francisco to Chicago—Drawing rooms, Compts., Double Bedrooms, Roomettes, Sections.

Reclining Seat—

Leg Rest Coaches..... San Francisco to Chicago—all seats reserved.

Cafe Lounge Car..... San Francisco to Chicago—Moderately priced meals and lounge for coach passengers.

Dining Car..... Club and a la carte service.

NO. 28—SAN FRANCISCO OVERLAND—DAILY

Runs via S. P. to Ogden, and U. P. to Omaha.

Dome Lounge Car..... San Francisco to Ogden.

Streamlined Sleeping Cars. San Francisco to Omaha—6 Sections, 6 Roomettes, 4 Double Bedrooms.

San Francisco to Ogden—6 Sections, 6 Roomettes, 4 Double Bedrooms (U.P.-Wab. 10 to St. Louis).

San Francisco to Salt Lake City—6 Sections, 6 Roomettes, 4 Double Bedrooms, (No. 30 south of Ogden).

Reclining Seat Coaches... San Francisco to Omaha—all seats reserved.
San Francisco to Ogden (No. 10 to St. Louis—leg rest seats, all reserved).

Dining Car..... San Francisco to Ogden—club and a la carte service.
Cafe Lounge Car..... Ogden to Cheyenne—club and a la carte service.

Footnotes for Page 11

Passengers Use Ferry Steamer between San Francisco and Oakland Pier.

⊗ These lounge cars are for the exclusive use of sleeping car passengers.

The City of San Francisco has a lounge car for coach passengers.

● Limited handling of checked baggage on this trains; consult agent.

⊠ Conditional stop; see Table 2.

(f) Stops only on signal.

(E.S.T.) Eastern standard time.

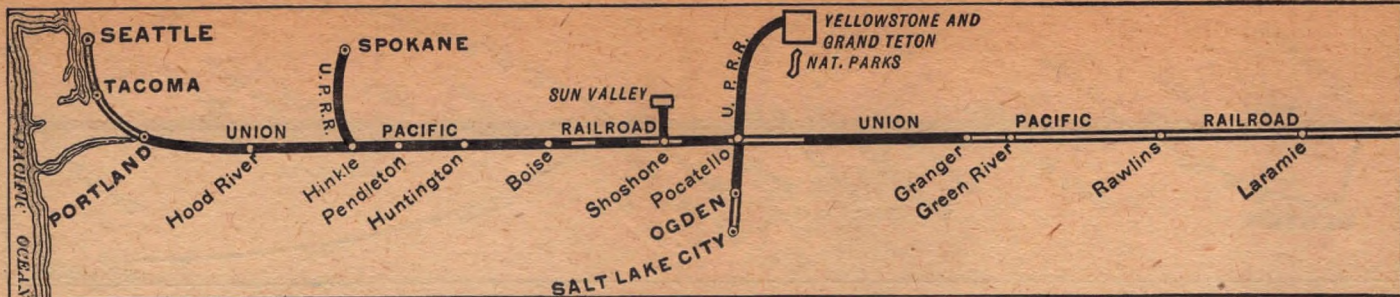
(C.S.T.) Central standard time.

(M.S.T.) Mountain standard time.

(P.S.T.) Pacific standard time.

Time from 12:01 midnight to 12:00 noon shown in light face type.

Time from 12.01 noon to 12.00 midnight shown in heavy face type.



CHICAGO to PORTLAND and SEATTLE via Omaha

Table C Condensed Schedules All Trains Daily		Domeliner City of Portland 105 Daily Example	City of Portland— Yel. Special 105-35 Summer Season Example		
C. M. St. P. & P.					
Lv Chicago (C.S.T.)	4.45	SUN	4.45	SUN	
Ar Omaha	1.00	MON	1.00	MON	
Union Pacific					
Lv Omaha	1.10	MON	1.10	MON	
" Fremont	1.00	"	1.00	"	
" Columbus	1.00	"	1.00	"	
" Grand Island	3.15	"	3.15	"	
" Kearney	3.00	"	3.00	"	
Ar North Platte (C.S.T.)	5.05	"	5.05	"	
Lv North Platte (M.S.T.)	4.10	"	4.10	"	
" Sidney	5.53	"	5.53	"	
Ar Cheyenne	7.35	"	7.35	"	
Lv Cheyenne	7.45	"	7.45	"	
" Laramie	9.10	"	9.10	"	
" Rawlins	11.05	"	11.05	"	
" Rock Springs	12.55	"	12.55	"	
" Green River	1.35	"	1.35	"	
" Kennermer	f 2.47	"	f 2.47	"	
" Montpelier	4.05	"	4.05	"	
Ar Pocatello	5.45	MON	5.45	MON	
Ar West Yellowstone			7.30	TUE	
Lv West Yellowstone					
Lv Pocatello	5.55	MON			
" Minidoka	6.00	"			
Ar Shoshone	7.32	MON			
Lv Shoshone	7.35	MON			
Ar Sun Valley (Ketchum)	9.35	MON			
Lv Sun Valley (Ketchum)	5.25	MON			
Ar Shoshone	7.25	MON			
Lv Shoshone	7.32	MON			
" Glenns Ferry	8.25	"			
" Boise	9.40	"			
" Nampa	10.08	"			
" Ontario	10.00	"			
Ar Huntington (M.S.T.)	11.40	"			
Lv Huntington (P.S.T.)	10.40	"			
" Baker	11.53	MON			
" La Grande	1.05	TUE			
Lv Pendleton	3.10	"			
Ar Hinkle	3.50	TUE			
" Arlington	5.30	TUE			
" The Dalles	f 6.01	"			
" Hood River	7.30	TUE			
Ar Portland	7.30	TUE			
Lv Portland	9.00	TUE			
Ar Tacoma	12.01	"			
Ar Seattle (P.S.T.)	1.00	TUE			

NO EXTRA FARES ON UNION PACIFIC RAILROAD

Equipment for Page 12

NO. 105—Domeliner CITY OF PORTLAND—DAILY

C. M. St. P. & P. to Omaha; No. 457 Portland-Seattle.

Dome Observation Lounge Car Chicago to Portland—for sleeping car passengers.
Streamlined Sleeping Cars Chicago to Portland—11 Double Bedrooms.
Chicago to Portland—5 Double Bedrooms—club.
Chicago to Portland—10 Roomettes, 6 Double Bdrms.
Chicago to Portland—14 Sections.
Chicago to Portland—10 Roomettes, 6 Double Bedrooms.

Reclining Seat—Leg Rest Coaches Chicago to Portland—all seats reserved.
Dome Coach Chicago to Portland—36 leg rest seats reserved; dome seats not reserved.

Cafe Lounge Car Chicago to Portland—Moderately priced meals and lounge for coach passengers.
Dome Dining Car Chicago to Portland—Club and a la carte service!

NO. 105-35—CITY OF PORTLAND—YELLOWSTONE SPECIAL—DAILY

LEAVE CHICAGO JUNE 16 THROUGH SEPTEMBER 2

C. M. St. P. & P. No. 105 to Omaha; U. P. No. 105 to Pocatello;
No. 35 to West Yellowstone.

Club Lounge Service Chicago to West Yellowstone.
Streamlined Sleeping Cars Chicago to Pocatello—Bedrooms, Roomettes, Sections.
Pocatello to West Yellowstone—6 Sections, 6 Roomettes,
4 Double Bedrooms (open 5:45 p.m.).

Reclining Seat Coaches Chicago to Pocatello—reserved seats.
Pocatello to West Yellowstone—seats not reserved.

Dome Dining Car Chicago to Pocatello.

Dome Coach
Dome Observation Lounge Car
and
Dome Dining Car
Now in Service on the
Domeliner "City of Portland"

Divan-type seats in the Dome Coaches and Observation
Cars, placed at an angle for better viewing,
are not reserved.

Footnotes for Page 12

■ West Yellowstone, Montana, is gateway to Yellowstone National Park. Summer Season is from June 18 through September 4, for arrival at West Yellowstone.

□ Conditional stop; see Table 1 or 20.

(f) Stops only on signal.

♦ Motor Bus. This service is provided passengers arriving or departing Shoshone and holding through rail tickets to and from Sun Valley or Ketchum, Idaho.

● Limited handling of checked baggage on Train 105; consult agent.

* Daily train No. 457.

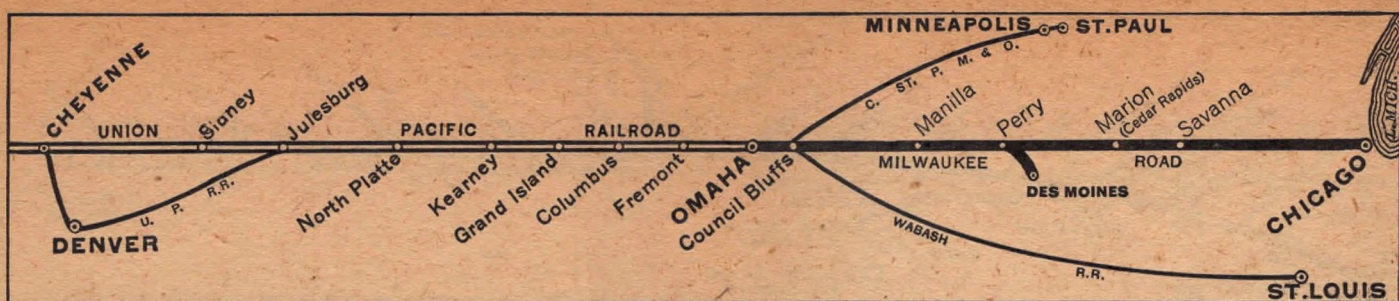
(C.S.T.) Central Standard time.

(M.S.T.) Mountain Standard time.

(P.S.T.) Pacific Standard time.

Time from 12.01 midnight to 12.00 noon shown in light face type.

Time from 12.01 noon to 12.00 midnight shown in heavy face type.



SEATTLE and PORTLAND to CHICAGO via Omaha

Table C Condensed Schedules All Trains Daily		Domeliner City of Portland 106 Daily Example	Yel. Special —City of Portland 36-106 Summer Season Example			
Union Pacific						
Lv	Seattle (P.S.T.)	12.30	SUN			
"	Tacoma	1.25	"			
Ar	Portland	4.30	SUN			
Lv	Portland	5.00	SUN			
"	Hood River	6.18	"			
"	The Dalles	6.50	"			
"	Arlington	"	"			
"	Hinkle	8.30	"			
"	Pendleton	9.08	"			
"	La Grande	11.10	SUN			
"	Baker	12.10	MON			
Ar	Huntington (P.S.T.)	1.35	"			
Lv	Huntington (M.S.T.)	2.35	"			
"	Ontario	"	"			
"	Nampa	4.06	"			
"	Boise	4.30	"			
"	Glenns Ferry	5.45	"			
Ar	Shoshone	6.40	MON			
Lv	Shoshone	6.45	MON			
Ar	Sun Valley (Ketchum)	8.45	MON			
Lv	Sun Valley (Ketchum)	4.35	MON			
Ar	Shoshone	6.35	MON			
Lv	Shoshone	6.40	MON			
"	Mindoka	"	"			
Ar	Pocatello	8.20	MON			
Ar	West Yellowstone	"	"			
Lv	West Yellowstone	7.30	MON			
Lv	Pocatello	8.30	MON	8.30	MON	
"	Montpelier	10.20	"	10.20	"	
"	Kemmerer	11.40	"	11.40	"	
"	Green River	1.15	"	1.15	"	
"	Rock Springs	1.35	"	1.35	"	
"	Rawlins	3.35	"	3.35	"	
"	Laramie	5.25	"	5.25	"	
Ar	Cheyenne	6.45	"	6.45	"	
Lv	Cheyenne	6.55	"	6.55	"	
"	Sidney	8.17	"	8.17	"	
Ar	North Platte (M.S.T.)	9.50	"	9.50	"	
Lv	North Platte (C.S.T.)	11.03	MON	11.03	MON	
"	Kearney	"	TUE	"	TUE	
"	Grand Island	12.55	"	12.55	"	
"	Columbus	"	"	"	"	
"	Fremont	"	"	"	"	
Ar	Omaha	3.05	TUE	3.05	TUE	
C. M. St. P. & P.						
Lv	Omaha	3.15	TUE	3.15	TUE	
Ar	Chicago (C.S.T.)	11.30	TUE	11.30	TUE	

NO EXTRA FARES ON UNION PACIFIC RAILROAD

Equipment for Page 13

NO. 106—Domeliner CITY OF PORTLAND—Daily
C. M. St. P. & P. east of Omaha; No. 408 Seattle-Portland.

Dome Observation
Lounge Car..... Portland to Chicago—for sleeping car passengers.
Streamlined Sleeping Cars. Portland to Chicago—11 Double Bedrooms.
Portland to Chicago—5 Double Bedrooms—club.
Portland to Chicago—10 Roomettes, 6 Double Bdrms.
Portland to Chicago—14 Sections.
Seattle to Chicago—10 Roomettes, 6 Double Bedrooms.

Reclining Seat—
Leg Rest Coaches..... Portland to Chicago—all seats reserved.
Dome Coach..... Portland to Chicago—36 leg rest seats reserved; dome
seats not reserved.
Cafe Lounge Car..... Portland to Chicago—Moderately priced meals and
lounge for coach passengers.
Dome Dining Car..... Portland to Chicago—Club and a la carte service.

NO. 36-106—YELLOWSTONE SPECIAL—CITY OF PORTLAND—DAILY
LEAVE WEST YELLOWSTONE JUNE 18 THROUGH SEPTEMBER 6
No. 36 to Pocatello; No. 106 to Chicago; C. M. St. P. & P. east of Omaha.

Club Lounge Service..... West Yellowstone to Chicago.
Streamlined Sleeping Car... West Yellowstone to Pocatello—6 Sections, 6 Roomettes,
4 Double Bedrooms (occupancy until 8:45 a.m.).
Pocatello to Chicago—Bedrooms, Roomettes, Sections.
Reclining Seat Coaches..... West Yellowstone to Pocatello—seats not reserved.
Pocatello to Chicago—reserved seats.
Dome Dining Car..... Pocatello to Chicago.

When you travel...

USE Pullman SERVICE

Room to Roam — Rest — Relax

Roomy, king-sized beds insure a good night's sleep.

Footnotes for Page 13

■ West Yellowstone, Montana, is gateway to Yellowstone National Park. Summer Season is from June 18 through September 6 for departure from West Yellowstone.

☐ Conditional stop; see Table 2 or 20.

(f) Stops only on signal.

♦ Motor Bus. This service is provided passengers arriving or departing Shoshone and holding through rail tickets to and from Sun Valley or Ketchum, Idaho.

● Limited handling of checked baggage on Train 106; consult agent.

‡ Daily Train No. 408

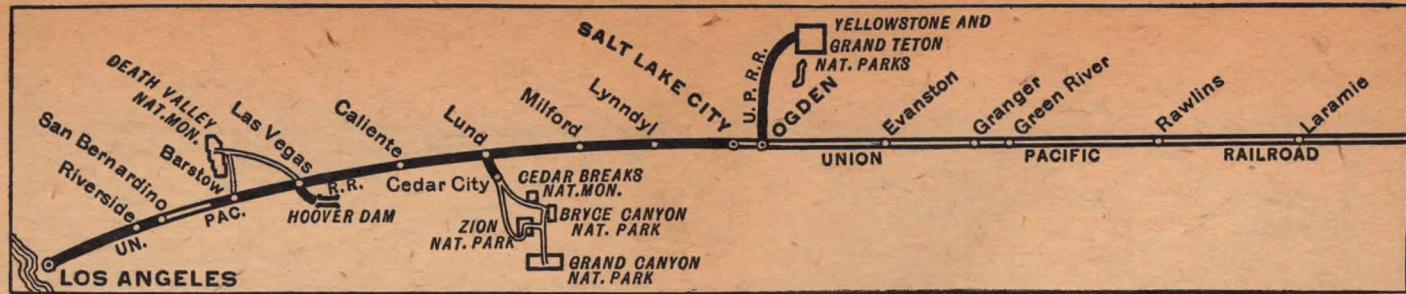
(C.S.T.) Central Standard time.

(M.S.T.) Mountain Standard time.

(P.S.T.) Pacific Standard time.

Time from 12.01 midnight to 12.00 noon shown in light face type.

Time from 12.01 noon to 12.00 midnight shown in heavy face type.



ST. LOUIS and KANSAS CITY to LOS ANGELES via Denver

Table D Condensed Schedules All Trains Daily		Domeliner City of St. Louis 9 Example	Utah Parks Service (Summer) 9-309 Δ	310-9 Δ Example			
Lv	St. Louis (Wab.) (C.S.T.)	4.15 SUN	4.15 SUN				
Ar	Kansas City	9.10 SUN	9.10 SUN				
Lv	Kansas City (U.P.)	9.40 SUN	9.40 SUN				
"	Lawrence	"	"				
"	Topeka	10.47	10.47				
"	Manhattan	11.40 SUN	11.40 SUN				
"	Junction City	12.09 MON	12.09 MON				
"	Salina	12.59	12.59				
Ar	Ellis (C.S.T.)	3.10	3.10				
Lv	Ellis (M.S.T.)	2.19	2.19				
"	Oakley	3.30	3.30				
Ar	Denver	8.05	8.05				
Lv	Denver	8.35	8.35				
"	La Salle	"	"				
"	Greely	9.38 MON	9.38 MON				
Ar	Cheyenne	Via	Via				
Lv	Cheyenne	Cut-off	Cut-off				
"	Laramie	11.55 MON	11.55 MON				
"	Rawlins	1.54	1.54				
"	Green River	4.40	4.40				
"	Evanston	6.35	6.35				
Ar	Ogden	8.30	8.30				
Lv	Ogden	9.15	9.15				
Lv	Salt Lake City	10.05	10.05 MON				
Lv	Salt Lake City	10.30 MON	11.00 MON				
"	Milford	2.20 TUE	4.15 TUE				
Ar	Lund	3.00 TUE	5.00				
Ar	Cedar City	11.15 TUE	6.30 TUE				
Lv	Cedar City	10.45 MON	9.00 MON				
Lv	Lund	13.00 TUE	13.00 TUE				
Ar	Caliente (M.S.T.)	5.08	5.08				
Ar	Las Vegas (P.S.T.)	7.05	7.05				
Lv	Las Vegas	7.20	7.20				
"	Barstow	11.03	11.03				
Ar	San Bernardino	1.00	1.00				
"	Riverside	1.35	1.35				
"	East Los Angeles	2.50	2.50				
Ar	Los Angeles (P.S.T.)	3.15 TUE	3.15 TUE				
Ar	Alhambra	3.15 TUE	3.15 TUE				
Ar	Pasadena	3.30	3.30				
Ar	Glendale (City)	3.55 TUE	3.55 TUE				
Ar	Anaheim	4.00 TUE	4.00 TUE				
Ar	Long Beach	3.45 TUE	3.45 TUE				
Ar	San Pedro (P.S.T.)	4.15 TUE	4.15 TUE				

Equipment for Page 14

NO. 9—Domeliner CITY OF ST. LOUIS—DAILY
Wabash 9 to Kansas City; No. 9 to Los Angeles.

- Dome Observation Lounge Car. Kansas City to Los Angeles.
- Streamlined Sleeping Cars. St. Louis to Los Angeles—6 Roomettes, 4 Double Bedrooms, 6 Sections.
- Kansas City to Los Angeles—10 Roomettes, 6 Double Bedrooms (May 14 to September 20).
- St. Louis to Ogden—6 Sections, 6 Roomettes, 4 Double Bedrooms (No. 27 to San Francisco).
- St. Louis to Denver—12 Roomettes, 4 Double Bedrooms.
- Kansas City to Denver—6 Sections, 6 Roomettes, 4 Double Bedrooms.
- Salt Lake City to Los Angeles—6 Sections, 6 Roomettes, 4 Double Bdrm. (Nos. 19-18-34 from Spokane).
- Salt Lake City to Cedar City—6 Sections, 6 Roomettes, 4 Double Bedrooms (No. 309—June 9 to September 11—open 9:30 p.m.).
- Cedar City to Los Angeles—6 Sections, 6 Roomettes, 4 Double Bedrooms (No. 310 to Milford—June 10 to September 12).
- Reeling Seat—Leg Rest Coaches St. Louis to Los Angeles. (All Seats Reserved) St. Louis to Ogden (S. P. 27 to San Francisco). Salt Lake City to Cedar City (not reserved) (No. 309—June 9 to September 11).
- Club Lounge Car St. Louis to Los Angeles—for coach passengers.
- Dining Car Club and a la carte service.
- Lunch Counter Diner Denver to Los Angeles.

Footnotes for Page 14

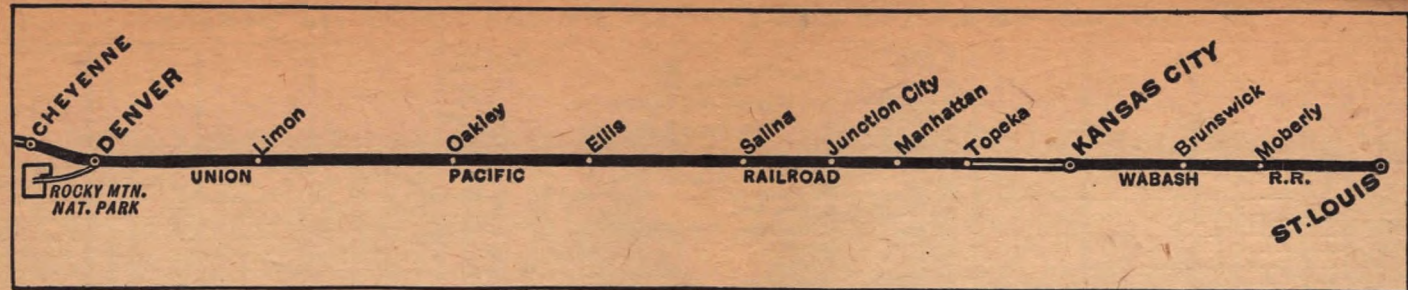
- Δ See Table 4, page 31, for condensed schedule of all service to the Utah-Arizona Parks from the East and from Los Angeles.
 - ⊗ This club lounge car is for the exclusive use of sleeping car passengers.
 - (f) Stops only on signal. ⊙ Gateway to Utah-Arizona National Parks.
 - ⊠ Conditional stop; see Table 24 or 30. ▲ Motor Bus between Lund and Cedar City.
 - ◆ Motor bus connections with main line trains at East Los Angeles. See tables 7, 8 and 9 for complete information on bus schedules to and from East Los Angeles.
- (C.T.) Central time. (M.T.) Mountain time. (P.T.) Pacific time.

Time from 12:01 noon to 12:00 midnight shown in heavy face type.



Union Pacific Motor Coach Service TO AND FROM EAST LOS ANGELES, CALIF.

- The Union Pacific maintains a passenger station at East Los Angeles, from which it operates motor coaches direct to Glendale, Pasadena, Alhambra, San Pedro, Long Beach, Anaheim, Fullerton, La Habra, Whittier and intermediate points. See Tables 7, 8 and 9 on page 31 for local schedules of all motor coaches.
- Passengers ticketed for those places may leave train at East Los Angeles where waiting motor coaches will take them direct to destination without extra charge. Baggage too, can be checked through to any of those places. These motor coaches also deliver eastbound passengers to the East Los Angeles station.



LOS ANGELES to KANSAS CITY and ST. LOUIS via Denver

Table D Condensed Schedules All Trains Daily	Domeliner City of St. Louis 10 Example	Utah Parks Service (Summer) 10-309 Δ 310-10 Δ Example			
		Time	Day	Time	Day
Lv San Pedro (P.S.T.)	8.50	SUN	8.50	SUN	
Lv Long Beach	9.25	SUN	9.25	SUN	
Lv Anaheim	9.20	SUN	9.20	SUN	
Lv Glendale (City)	9.25	SUN	9.25	SUN	
Lv Pasadena	9.50	"	9.50	"	
Lv Alhambra	10.05	SUN	10.05	SUN	
Lv Los Angeles (P.S.T.)	10.30	SUN	10.30	SUN	
" East Los Angeles	10.50	"	10.50	"	
" Riverside	11.55	"	11.55	"	
" San Bernardino	12.20	"	12.20	"	
" Barstow	2.25	"	2.25	"	
" Las Vegas (P.S.T.)	6.30	"	6.30	"	
Lv Chualar (M.S.T.)	10.15	SUN	10.15	SUN	
Ar Lund	12.05	MON	12.05	MON	
Ar Cedar City	4.15	MON	6.30	MON	Bryce-Grand Canyon Zion Nat'l Parks Kaibab Nat'l Forest
Lv Cedar City	10.45	SUN	9.00	SUN	
Lv Lund	12.05	MON	10.25	SUN	
" Milford	12.50	"	11.50	SUN	
Ar Salt Lake City	4.45	"	4.30	MON	
Lv Salt Lake City	5.05	"	5.05	"	
Ar Ogden	6.00	"	6.00	"	
Lv Ogden	6.45	"	6.45	"	
" Evanston	8.29	"	8.29	"	
" Green River	10.25	"	10.25	"	
" Rawlins	12.45	"	12.45	"	
" Laramie	2.38	MON	2.38	MON	
Ar Cheyenne	Runs	Via	Runs	Via	
Cheyenne	Cut-off	"	Cut-off	"	
" Greeley	4.46	MON	4.46	MON	
" La Salle	"	"	"	"	
Ar Denver	6.05	"	6.05	"	
Lv Denver	6.40	"	6.40	"	
" Oakley	10.57	MON	10.57	MON	
Ar Ellis (M.S.T.)	12.06	TUE	12.06	TUE	
Lv Ellis (C.S.T.)	1.16	"	1.16	"	
" Salina	3.18	"	3.18	"	
" Junction City	4.22	"	4.22	"	
" Manhattan	4.53	"	4.53	"	
" Topeka	5.43	"	5.43	"	
" Lawrence	7.05	"	7.05	"	
Ar Kansas City	7.05	TUE	7.05	TUE	
Lv Kansas City (Wabash)	7.30	TUE	7.30	TUE	
Ar St. Louis (C.T.)	12.29	TUE	12.29	TUE	

Equipment for Page 15

NO. 10— Domeliner CITY OF ST. LOUIS—DAILY
 No. 10 to Kansas City; Wabash 10 to St. Louis.

Dome Observation
 Lounge Car ⊗ Los Angeles to Kansas City.
 Streamlined Sleeping Cars. Los Angeles to St. Louis—6 Roomettes, 4 Double Bedrooms, 6 Sections.
 Los Angeles to Kansas City—10 Roomettes, 6 Double Bedrooms (May 17 to September 23).
 Los Angeles to Salt Lake City—6 Sections, 6 Roomettes, 4 Double Bedrooms, (Nos. 83-17-20 through to Spokane).
 Los Angeles to Cedar City—6 Sections, 6 Roomettes, 4 Double Bedrooms (No. 309 from Milford—June 10 to September 11).
 Cedar City to Salt Lake City—6 Sections, 6 Roomettes, 4 Double Bedrooms (No. 310—June 10 to September 12—occupancy 7:30 a.m.).
 Ogden to St. Louis—6 Sections, 6 Roomettes, 4 Double Bedrooms (S.P. 28 from San Francisco).
 Denver to St. Louis—12 Roomettes, 4 Double Bedrooms.
 Denver to Kansas City—6 Sections, 6 Roomettes, 4 Double Bedrooms.
 Los Angeles to St. Louis.
 Ogden to St. Louis (S.P. 28 from San Francisco).
 Cedar City to Salt Lake City (not reserved) (No. 310—June 10 to September 12).

Reclining Seat—
 Leg Rest Coaches Los Angeles to Denver.
 (All Seats Reserved)

Club Lounge Car Los Angeles to St. Louis—for coach passengers.
 Dining Car Club and a la carte service.
 Lunch Counter Diner Los Angeles to Denver.

Footnotes for Page 15

△ See Table 4, page 31, for condensed schedule of all service to the Utah-Arizona Parks from the East and from Los Angeles.

⊗ This club lounge car is for the exclusive use of sleeping car passengers.

(f) Stops only on signal.

▲ Motor Bus between Lund and Cedar City. ⊠ Conditional stop; see Table 24.

◆ Motor bus connections with main line trains at East Los Angeles. See tables 7, 8 and 9 for complete information on bus schedules to and from East Los Angeles.

(C.T.) Central time. (M.T.) Mountain time. (P.T.) Pacific time.

Time from 12.01 midnight to 12.00 noon shown in light face type.

Time from 12.01 noon to 12.00 midnight shown in heavy face type.

When you travel on the UNION PACIFIC use the RAIL-AUTO PLAN...

Have a new car to drive at your destination!



- A Union Pacific ticket agent will gladly reserve a car when you buy your railroad ticket.
- A fine new car from Hertz will be waiting at your destination to drive as your own, as long as you need it.

- The cost is low, and five or six can ride for the one price. Gas, oil and proper insurance furnished.
- Your car will meet you, if requested, or just take a cab to the convenient Hertz station.



For business or pleasure . . . for convenience unsurpassed . . . ride the Union Pacific . . . and have a car from **HERTZ** at your destination.

ST. LOUIS—KANSAS CITY—SAN FRANCISCO via Denver

		Domeliner City of St. Louis— San Francisco Overland 9-27 ▲ Example		Table E Condensed Schedules All Trains Daily				San Francisco Overland— Domeliner City of St. Louis 28-10 Example			
					Wabash						
				4.15	SUN	Lv	St. Louis (C.S.T.)	Mo.	Ar	12.29	TUE
				9.10	SUN	Ar	Kansas City	"	Lv	7.30	TUE
				9.40	SUN	Lv	Kansas City Union Pacific	Mo.	Ar	7.05	TUE
				⊗	"	"	Lawrence	Kan.	Lv	5.43	"
				10.47	"	"	Topeka	"	"	4.53	"
				11.40	SUN	"	Manhattan	"	"	4.22	"
				12.09	MON	"	Junction City	"	"	3.18	"
				⊗	"	"	Ablene	"	"	1.29	"
				12.59	"	"	Salina	"	"	1.16	"
				2.37	"	"	Hays	"	"	12.05	TUE
				3.10	"	Ar	Ellis (C.S.T.)	"	Lv	10.57	MON
				2.19	"	Lv	Ellis (M.S.T.)	"	Ar	10.10	"
				3.30	"	"	Oakley	"	"	8.17	"
				4.19	"	"	Sharon Springs	Kan.	"	6.40	"
				6.18	"	"	Limon	Colo.	Lv	6.05	MON
				8.05	"	Ar	Denver	"	Ar	4.46	MON
				8.35	"	Lv	Denver	"	Ar	2.38	MON
				⊗	"	"	LaSalle	Colorado State	"	12.45	"
				9.38	MON	Ar	Greeley	College of Education	Colo.	10.25	"
				Via	"	Ar	Cheyenne	Wyo.	Lv	8.29	"
				Cut-off	"	Lv	Cheyenne	"	Ar	6.45	MON
				11.55	MON	"	Laramie	"	Lv	7.45	MON
				1.54	"	"	Rawlins	"	"	6.20	MON
				⊗	"	"	Rock Springs	"	"	6.35	SUN
				4.40	"	"	Green River	"	"	5.24	SUN
				6.35	"	"	Evanston	Wyo.	"	1.42	"
				8.30	MON	Ar	Ogden (M.S.T.)	Utah	Lv	11.45	"
				7.00	MON	Lv	Salt Lake City (M.T.)	"	Ar	11.00	SUN
							Southern Pacific				
				9.10	MON	Lv	Ogden (M.S.T.)	Utah	Ar	6.20	MON
				6.57	TUE	"	Reno (P.S.T.)	Nev.	Lv	6.35	SUN
				7.52	"	"	Truckee	Cal.	"	5.24	"
				12.01	"	"	Sacramento	"	"	1.42	"
				1.52	"	Ar	Berkeley	"	"	11.45	"
				2.02	"	"	Oakland (16th St.)	"	"	11.36	"
				2.15	"	"	Oakland Pier	"	"	11.28	"
				2.50	TUE	Ar	San Francisco (P.S.T.)	Cal.	Lv	11.00	SUN

Equipment for Page 16

NO. 9-27—Domeliner—CITY OF ST. LOUIS—

SAN FRANCISCO OVERLAND—DAILY

Wabash No. 9 to Kansas City; No. 9 to Ogden; S. P. No. 27 to San Francisco.

Dome Observation

Lounge Car ⊗..... Kansas City to Ogden.

Dome Lounge Car..... Ogden to San Francisco.

Streamlined Sleeping Cars. St. Louis to San Francisco—6 Sections, 6 Roomettes, 4 Double Bedrooms.

St. Louis to Ogden—6 Roomettes, 4 Double Bedrooms, 6 Sections (No. 9 to Los Angeles).

St. Louis to Denver—12 Roomettes, 4 Double Bedrooms (operates through to San Francisco during summer season).

Kansas City to Denver—6 Sections, 6 Roomettes, 4 Double Bedrooms.

Salt Lake City to San Francisco—6 Sections, 6 Roomettes, 4 Double Bedrooms (No. 29 to Ogden).

Reclining Seat—

Leg Rest Coaches..... St. Louis to San Francisco.

(All Seats Reserved) St. Louis to Ogden (No. 9 to Los Angeles).

Club Lounge Car..... St. Louis to Ogden—for coach passengers.

Dining Car..... Club and a la carte service.

Lunch Counter Diner..... Denver to Ogden.

NO. 28-10—SAN FRANCISCO OVERLAND—

Domeliner CITY OF ST. LOUIS—DAILY

S. P. No. 28 to Ogden; No. 10 to Kansas City; Wabash No. 10 to St. Louis.

Dome Observation

Lounge Car ⊗..... Ogden to Kansas City.

Dome Lounge Car..... San Francisco to Ogden.

Streamlined Sleeping Cars. San Francisco to St. Louis—6 Sections, 6 Roomettes, 4 Double Bedrooms.

San Francisco to Salt Lake City—6 Sections, 6 Roomettes, 4 Double Bedrooms. (No. 30 south of Ogden).

Ogden to St. Louis—6 Roomettes, 4 Double Bedrooms, 6 Sections (No. 10 from Los Angeles).

Denver to St. Louis—12 Roomettes, 4 Double Bedrooms (operates through from San Francisco during summer season).

Denver to Kansas City—6 Sections, 6 Roomettes, 4 Double Bedrooms.

Reclining Seat—

Leg Rest Coaches..... San Francisco to St. Louis.

(All Seats Reserved) Ogden to St. Louis (No. 10 from Los Angeles).

Club Lounge Car..... Ogden to St. Louis—for coach passengers.

Dining Car..... Club and a la carte service.

Lunch Counter Diner..... Ogden to Denver.

Footnotes for Page 16

⊗ These lounge cars are for the exclusive use of sleeping car passengers.

▲ On the S.P. this train handles checked baggage only for Oakland or beyond.

⊠ Conditional stop; see table 24. □ Conditional stop; see table 30. (f) Stops only on signal.

(C.S.T.) Central standard time. (M.S.T.) Mountain standard time. (P.S.T.) Pacific standard time.

Time from 12.01 midnight to 12.00 noon shown in light face type.

Time from 12.01 noon to 12.00 midnight shown in heavy face type.

ST. LOUIS—KANSAS CITY—PORTLAND—SEATTLE via Denver

Table F
Condensed Schedules
All Trains Daily

		69-369 -17 Example	Portland Rose 17 Example			Portland Rose 18 Example			
			11.20 7.05	SUN MON	LV Ar	St. Louis (Wabash)(C.S.T.) Mo. Kansas City	Ar LV	7.35 11.59	WED TUE
			8.00	MON	LV	Kansas City (Union Pacific) Mo. Lawrence Kan. Topeka Manhattan Junction City Salina (C.S.T.) Ellis (M.S.T.) Oakley Kan. Denver Colo. Denver	Ar Ar Ar Ar Ar Ar Ar Ar Ar Ar Ar	10.30 9.30 9.00 8.05 7.30 6.40 3.15 1.38 9.15 8.45	TUE TUE TUE TUE TUE TUE TUE TUE TUE TUE TUE
			8.03	MON	Ar	La Salle Colorado State Greeley College of Education	Ar Ar	7.32	TUE
			8.03	MON	Ar	Cheyenne Wyo. Cheyenne	Ar Ar	7.32	TUE
			10.20	MON	LV	Laramie	Ar	5.25	TUE
			12.35	TUE	Ar	Rawlins	Ar	3.10	TUE
			3.45	TUE	Ar	Green River	Ar	12.35	TUE
			5.15	TUE	Ar	Kemmerer Wyo.	Ar	10.10	MON
			9.35	TUE	Ar	Pocatello Ida.	Ar	5.55	MON
					Ar	West Yellowstone	Ar		
			7.30	MON	LV	West Yellowstone	Ar	7.30	TUE
			10.35	TUE	LV	Pocatello	Ar	4.55	MON
			11.45	TUE	LV	Minidoka	Ar	3.45	MON
			12.40	TUE	Ar	Shoshone	Ar	2.50	MON
			12.45	TUE	LV	Shoshone	Ar	2.45	MON
			2.45	TUE	Ar	Sun Valley (Ketchum)	Ar	12.45	MON
			10.35	TUE	LV	Sun Valley (Ketchum)	Ar	4.55	MON
			12.35	TUE	Ar	Shoshone	Ar	2.55	MON
			12.40	TUE	LV	Shoshone	Ar	2.50	MON
			3.45	TUE	Ar	Boise Ida.	Ar	11.55	MON
			6.40	TUE	Ar	Huntington (M.S.T.) Ore.	Ar	9.25	MON
			5.50	TUE	LV	Huntington (P.S.T.)	Ar	8.15	MON
			7.07	TUE	Ar	Baker	Ar	6.45	MON
			11.05	TUE	LV	Pendleton	Ar	3.00	MON
			11.59	WED	Ar	Hinkle Ore.	Ar	2.10	MON
			2.55	WED	LV	Hinkle Ore.	Ar	11.10	SUN
			7.00	WED	Ar	Yakima Wash.	Ar	6.45	SUN
			12.40	WED	LV	Hinkle Ore.	Ar	1.45	MON
			3.10	WED	LV	The Dalles	Ar	11.30	SUN
			3.45	WED	LV	Hood River	Ar	10.54	SUN
			5.30	WED	Ar	Portland	Ar	9.30	SUN
			9.00	WED	LV	Portland Ore.	Ar	9.15	SUN
			12.01	WED	Ar	Tacoma Wash.	Ar	6.07	SUN
			1.00	WED	Ar	Seattle (P.S.T.) Wash.	Ar	5.00	SUN

Equipment for Page 17

NO. 17—PORTLAND ROSE—DAILY

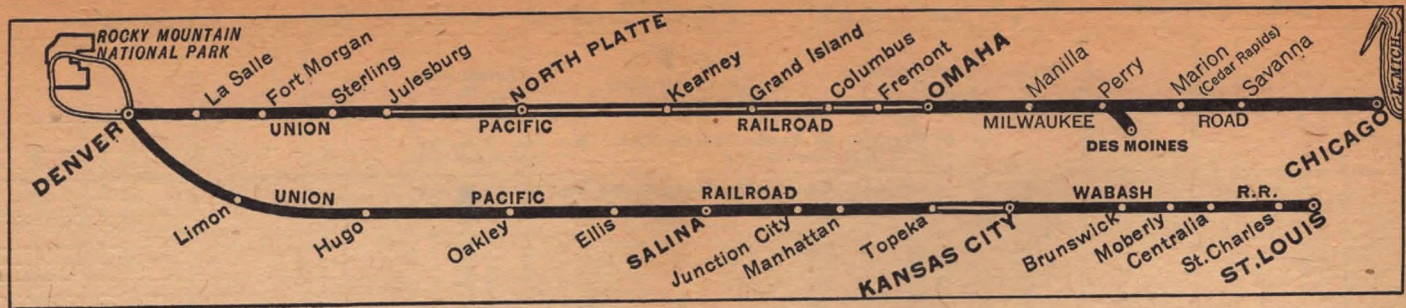
Club Lounge Car.....Kansas City to Portland.
 Streamlined Sleeping Cars.Kansas City to Portland—6 Sections, 6 Roomettes, 4 Double Bedrooms (occupancy until 7:30 a.m.).
 Denver to Portland—6 Sections, 6 Roomettes, 4 Double Bedrooms (occupancy until 7:30 a.m.) (10 Roomettes, 6 Double Bedrooms capacity during summer season).
 West Yellowstone to Pocatello—6 Sections, 6 Roomettes, 4 Double Bedrooms (No. 36—occupancy until 8:45 a.m.) (June 18 to September 6).
 Reclining Seat Coaches....Kansas City to Portland.
 Kansas City to Spokane (No. 20 beyond Hinkle);
 Dining Car.....Club and a la carte service.

NO. 18—PORTLAND ROSE—DAILY

Club Lounge Car.....Portland to Kansas City.
 Streamlined Sleeping Cars.Portland to Kansas City—6 Sections, 6 Roomettes, 4 Double Bedrooms (10 Roomettes, 6 Double Bedrooms capacity during summer season).
 Portland to Denver—6 Sections, 6 Roomettes, 4 Double Bedrooms.
 Pocatello to West Yellowstone—6 Sections, 6 Roomettes, 4 Double Bedrooms (No. 35—open 5:45 p.m.) (June 18 to September 6).
 Reclining Seat Coaches....Portland to Kansas City.
 Spokane to Kansas City (No. 19 to Hinkle).
 Dining Car.....Club and a la carte service.

Footnotes for Page 17

☐ Conditional stop; see Table 24 or 30.
 * West Yellowstone, Montana, is gateway to Yellowstone National Park. Service during summer season only, June 18 through September 6.
 * Daily train No. 457.
 * Daily train No. 458.
 ♦ Motor Bus. This service is provided passengers arriving or departing Shoshone and holding through rail tickets to and from Sun Valley or Ketchum, Idaho.



CHICAGO-OMAHA-DENVER

Table G Condensed Schedules All Trains Daily		Streamliner City of Denver 111 Example			
C. M. St. P. & P.					
Lv Chicago (C.S.T.)		4.30	SUN		
Ar Omaha		12.45	MON		
Union Pacific					
Lv Omaha (C.S.T.)		12.55	MON		
" Fremont		○	"		
" Schuyler		2.05	"		
" Columbus		3.00	"		
" Central City		3.36	"		
" Grand Island		4.50	"		
" Kearney		3.55	"		
" Lexington		5.10	"		
Ar North Platte (C.S.T.)		6.05	"		
Lv North Platte (M.S.T.)		7.34	"		
" Ogallala		8.30	MON		
" Julesburg					
" Sterling					
" Fort Morgan					
" La Salle					
Ar Denver (M.S.T.)					

NO EXTRA FARES ON UNION PACIFIC RAILROAD

Equipment for Table G

NO. 111—Streamliner CITY OF DENVER—DAILY

Trains runs via C. M. St. P. & P. to Omaha; thence U. P.
 Club Lounge Car.....Chicago to Denver—for sleeping car passengers.
 Streamlined Sleeping Cars. Chicago to Denver—10 Roomettes, 6 Double Bedrooms,
 Chicago to Denver—6 Roomettes, 4 Double Bedrooms,
 6 Sections (2 cars).
The Pub.....Chicago to Denver.
 Reclining Seat—
 Leg Rest Coaches.....Chicago to Denver (all seats reserved).
 Dining Car.....Club and a la carte service.

DENVER-OMAHA-CHICAGO

Table G Condensed Schedules All Trains Daily		Streamliner City of Denver 112 Example			
Union Pacific					
Lv Denver (M.S.T.)		3.30	SUN		
" La Salle		4.18	"		
" Fort Morgan		5.37	"		
" Sterling		6.27	"		
" Julesburg		7.32	"		
" Ogallala		8.37	"		
Ar North Platte (M.S.T.)		9.49	"		
Lv North Platte (C.S.T.)		10.25	SUN		
" Lexington		11.17	MON		
" Kearney		11.17	MON		
" Grand Island					
" Central City					
" Columbus					
" Schuyler					
" Fremont					
Ar Omaha (C.S.T.)		12.30	MON		
C. M. St. P. & P.					
Lv Omaha		12.40	MON		
Ar Chicago (C.S.T.)		8.45	MON		

NO EXTRA FARES ON UNION PACIFIC RAILROAD

Equipment for Table G

NO. 112—Streamliner CITY OF DENVER—DAILY

Train runs via C. M. St. P. & P. east of Omaha.
 Club Lounge Car.....Denver to Chicago—for sleeping car passengers.
 Streamlined Sleeping Cars. Denver to Chicago—10 Roomettes, 6 Double Bedrooms,
 Denver to Chicago—6 Roomettes, 4 Double Bedrooms,
 6 Sections (2 cars).
The Pub.....Denver to Chicago.
 Reclining Seat—
 Leg Rest Coaches.....Denver to Chicago (all seats reserved).
 Dining Car.....Club and a la carte service.

Footnotes for Page 18

- Stops to take paying passengers for Denver; also to let off from Chicago.
- ⊙ Stops to let off paying passengers from Denver; also to take for Chicago.
- ⊠ Stops to let off or take paying passengers to or from points where these trains are regularly scheduled to stop.
- No. 111 stops to take paying passengers for Denver; No. 112 stops to let off paying passengers from Denver.

(f) Stops only on signal.

(C.S.T.) Central Standard time.

(M.S.T.) Mountain Standard time.

Time from 12.01 midnight to 12.00 noon shown in light face type.

ST. LOUIS—KANSAS CITY—DENVER

The Kansan 39 Example	Portland Rose 17 Example	Domeliner City of St. Louis 9 Example	Table H Condensed Schedules All Trains Daily	Domeliner City of St. Louis 10 Example	Portland Rose 18 Example	The Kansan 40 Example
			Wabash			
	11.20 su	4.15 su	Lv St. Louis (C.S.T.)	12.29 mo	7.35 mo	
	7.05 mo	9.10 " "	Ar Kansas City	7.30 " "	11.59 su	
			Union Pacific			
9.15 su	8.00 " "	9.40 " "	Lv Kansas City	7.05 " "	10.30 " "	11.30 su
			Kansas City, Kans.			
10.15 " "	9.08 " "	10.47 " "	Lv Lawrence	5.43 " "	9.30 " "	10.35 su
11.05 " "			Topeka		9.00 " "	10.05 " "
11.36 " "			St. Marys			9.32 " "
11.52 " "			Wamego			9.16 " "
12.20 " "	10.03 " "	11.40 su	Manhattan	4.53 " "	8.05 " "	8.58 " "
12.42 " "			Fort Riley			8.37 " "
1.00 " "	10.32 " "	12.09 mo	Junction City	4.22 " "	7.40 " "	8.31 " "
1.15 " "			Chapman			8.09 " "
1.21 " "			Detroit			7.58 " "
1.32 " "			Abilene		7.05 " "	7.58 " "
1.42 " "			Solomon			7.30 su
2.00 su	11.24 " "	12.59 " "	Salina	3.18 " "	6.40 " "	
Ar	1.31 " "	3.10 " "	Lv Ellis (C.S.T.)	1.16 " "	4.25 " "	
	12.40 " "	2.19 " "	Lv Ellis (M.S.T.)	12.06 mo	3.15 " "	
	1.53 " "	3.30 " "	Oakley	10.57 su	1.38 " "	
	4.20 " "	5.55 " "	Hugo	8.30 " "	11.02 " "	
	4.39 " "	6.18 " "	Limon	8.11 " "	10.43 " "	
	6.30 mo	8.05 mo	Ar Denver (M.S.T.)	6.40 su	9.15 su	

Equipment for Table H

NO. 18—PORTLAND ROSE—DAILY

Club Lounge Car..... Denver to Kansas City.
 Streamlined Sleeping Car..... Denver to Kansas City—6 Sections, 6 Roomettes, 4 Double Bedrooms (from Portland).
 Reclining Seat Coach..... Denver to Kansas City.
 Dining Car..... Club and a la carte service.

Equipment for Table H

NO. 9—Domeliner CITY OF ST. LOUIS—DAILY

Wabash 9 to Kansas City; U. P. 9 to Denver

Dome Observation
 Lounge Car @..... Kansas City to Denver.
 Streamlined Sleeping Cars..... St. Louis to Denver—6 Roomettes, 4 Double Bedrooms, 6 Sections (for Los Angeles).
 St. Louis to Denver—6 Sections, 6 Roomettes, 4 Double Bedrooms (for San Francisco).
 St. Louis to Denver—12 Roomettes, 4 Double Bedrooms.
 Kansas City to Denver—6 Sections, 6 Roomettes, 4 Double Bedrooms.
 Reclining Seat—
 Leg Rest Coaches..... St. Louis to Denver—all seats reserved.
 Club Lounge Car..... St. Louis to Denver—for coach passengers.
 Dining Car..... Club and a la carte service.

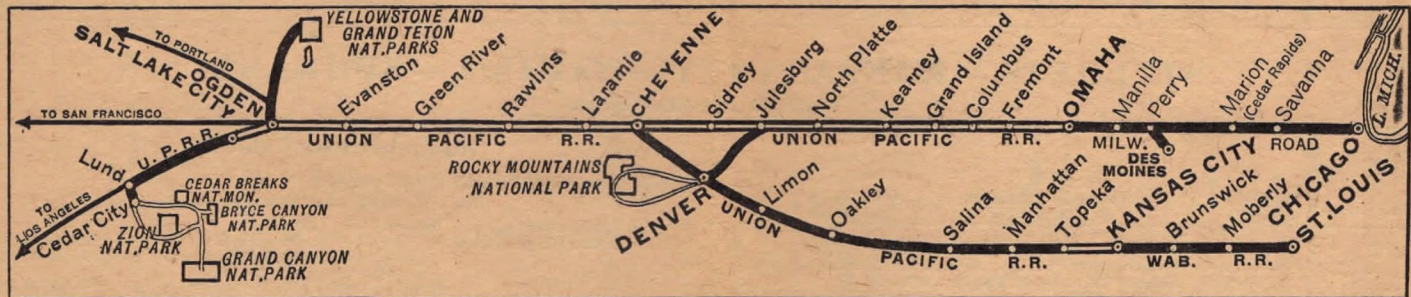
NO. 17—PORTLAND ROSE—DAILY

Club Lounge Car..... Kansas City to Denver.
 Streamlined Sleeping Car..... Kansas City to Denver—6 Sections, 6 Roomettes, 4 Double Bedrooms (for Portland).
 Reclining Seat Coaches..... Kansas City to Denver.
 Dining Car..... Club and a la carte service.

NO. 10—Domeliner CITY OF ST. LOUIS—DAILY

U. P. 10 to Kansas City; Wabash 10 to St. Louis.

Dome Observation
 Lounge Car @..... Denver to Kansas City.
 Streamlined Sleeping Cars..... Denver to St. Louis—6 Roomettes, 4 Double Bedrooms, 6 Sections (from Los Angeles).
 Denver to St. Louis—6 Sections, 6 Roomettes, 4 Double Bedrooms (from San Francisco).
 Denver to St. Louis—12 Roomettes, 4 Double Bedrooms.
 Denver to Kansas City—6 Sections, 6 Roomettes, 4 Double Bedrooms (Occupancy 7:30 a.m.).
 Reclining Seat—
 Leg Rest Coaches..... Denver to St. Louis—all seats reserved.
 Club Lounge Car..... Denver to St. Louis—for coach passengers.
 Dining Car..... Club and a la carte service.



DENVER—SALT LAKE CITY

Domeliner City of St. Louis 9 Example	Table J Condensed Schedules All Trains Daily	Domeliner City of St. Louis 10 Example
	8.35 su Lv Denver (M.S.T.)	6.05 su Ar
	9.05 su " La Salle	Ar
	9.40 su " Cheyenne	Ar
	11.55 su " Laramie	Lv
	1.54 " " Rawlins	" "
	4.40 " " Green River	" "
	6.35 " " Evanston	" "
	8.30 " " Ogden	Ar
	10.05 su Ar Salt Lake City	5.05 su Lv
	Via Cutoff	Via Cutoff
	11.55 su " Laramie	2.38 su Lv
	1.54 " " Rawlins	12.45 " " "
	4.40 " " Green River	10.25 " " "
	6.35 " " Evanston	8.29 " " "
	8.30 " " Ogden	6.45 " " "
	10.05 su Ar Salt Lake City	5.05 su Lv

Footnotes for Page 19

⊗ These lounge cars are for the exclusive use of sleeping car passengers.

⊠ Conditional stop; see Tables 24 or 30.

(C.S.T.) Central Standard time. (M.S.T.) Mountain Standard time.

Time from 12.01 midnight to 12.00 noon shown in light face type. (f) stops only on signal.

Time from 12.01 noon to 12.00 midnight shown in heavy face type.

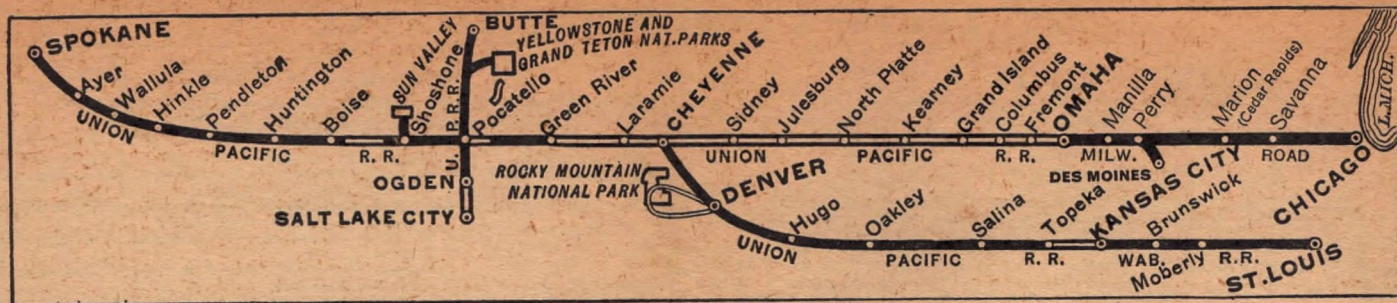
Equipment for Table J

NO. 9—Domeliner CITY OF ST. LOUIS—DAILY

Dome Observation
 Lounge Car @..... Denver to Salt Lake City.
 Streamlined Sleeping Cars..... Denver to Salt Lake City—6 Roomettes, 4 Double Bedrooms, 6 Sections (from St. Louis—for Los Angeles).
 Denver to Salt Lake City—10 Roomettes, 6 Double Bedrooms (from Kansas City for Los Angeles—May 15 to September 21).
 Reclining Seat—
 Leg Rest Coaches..... Denver to Salt Lake City—all seats reserved.
 Club Lounge Car..... Denver to Salt Lake City—for coach passengers.
 Dining Car..... Club and a la carte service.

NO. 10—Domeliner CITY OF ST. LOUIS—DAILY

Dome Observation
 Lounge Car @..... Salt Lake City to Denver.
 Streamlined Sleeping Cars..... Salt Lake City to Denver—6 Roomettes, 4 Double Bedrooms, 6 Sections (from Los Angeles—for St. Louis).
 Salt Lake City to Denver—10 Roomettes, 6 Double Bedrooms (from Los Angeles for Kansas City—May 18 to September 24).
 Reclining Seat—
 Leg Rest Coaches..... Salt Lake City to Denver—all seats reserved.
 Club Lounge Car..... Salt Lake City to Denver—for coach passengers.
 Dining Car..... Club and a la carte service.



CHICAGO — OMAHA — SPOKANE

No. 105 -Bus Example	Table K Condensed Schedules All Trains Daily		Bus- No. 106 Example
4.45 SUN	Lv Chicago (C.T.) C.M.St.P.&P.	Ar	11.30 TUE
1.10 MON	Lv Omaha (Union Pacific)	Ar	3.05 TUE
5.05 "	Ar North Platte (C.T.)	Lv	11.03 MON
4.10 "	Lv North Platte (M.T.)	Ar	9.58 "
7.45 "	Lv Cheyenne	Lv	6.55 "
5.55 "	Lv Pocatello	Lv	8.30 "
9.40 "	Lv Boise	Lv	4.30 "
11.40 "	Ar Huntington (M.T.)	Lv	2.35 "
10.40 MON	Lv Huntington (P.T.)	Ar	1.35 MON
8.10 TUE	Ar Pendleton	Lv	9.08 SUN
♦ 7.00 TUE	Lv Pendleton	Ar	♦ 8.45 SUN
♦ 8.25 TUE	Ar Walla Walla	Lv	♦ 7.30 SUN
♦ 11.45 TUE	Ar Lewiston	Lv	
♦ 12.50 TUE	Ar Spokane (P.T.)	Lv	♦ 7.00 SUN

Equipment for Table K

NO. 105—*Domeliner* CITY OF PORTLAND—DAILY No. 105 to Pendleton; Bus to Spokane.

Dome Observation
Lounge Car..... Chicago to Pendleton—for sleeping car passengers.
Streamlined Sleeping Cars. Chicago to Pendleton—Bedrooms, Roomettes, Sections.
Reclining Seat Coaches.... Chicago to Pendleton (leg rest seats—all reserved).
Dome Coach..... Chicago to Pendleton—36 leg rest seats reserved; dome seats not reserved.
Cafe Lounge Car..... Moderately priced meals and lounge for coach passengers.
Dome Dining Car..... Chicago to Pendleton—club and a la carte service.

NO. 106—*Domeliner* CITY OF PORTLAND—DAILY Bus to Pendleton; No. 106 to Chicago.

Dome Observation
Lounge Car..... Pendleton to Chicago—for sleeping car passengers.
Streamlined Sleeping Cars. Pendleton to Chicago—Bedrooms, Roomettes, Sections.
Reclining Seat Coaches.... Pendleton to Chicago (leg rest seats—all reserved).
Dome Coach..... Pendleton to Chicago—36 leg rest seats reserved; dome seats not reserved.
Cafe Lounge Car..... Moderately priced meals and lounge for coach passengers.
Dome Dining Car..... Pendleton to Chicago—club and a la carte service.

ST. LOUIS — KANSAS CITY — YAKIMA — SPOKANE

Walla Walla—Lewiston

No. 17-20 Example	Table L Condensed Schedules All Trains Daily		No. 19-18 Example
11.20 SUN	Lv St. Louis (C.T.) Wabash	Ar	7.35 WED
7.05 MON	Ar Kansas City	Lv	11.59 TUE
8.00 "	Lv Kansas City (Union Pacific)	Ar	10.30 "
7.00 MON	Ar Denver (M.T.)	Ar	8.45 TUE
10.35 TUE	Lv Pocatello	Lv	5.35 MON
11.05 "	Ar Pendleton (P.T.)	Ar	3.00 "
11.05 TUE	Lv Pendleton	Ar	3.00 "
2.20 WED	Lv Hinkle	Lv	2.10 MON
2.55 WED	Ar Wallula	Lv	♦ 11.00 SUN
7.00 WED	Ar Yakima	Lv	6.45 "
"	Ar Walla Walla	Lv	♦ 7.30 "
2.55 "	Lv Wallula	Ar	♦ 11.00 "
4.05 "	Ar Ayer	Lv	♦ 9.57 "
7.15 "	Ar Lewiston	Lv	6.30 "
8.50 "	Ar Moscow	Lv	5.30 "
4.05 "	Lv Ayer	Ar	9.57 "
6.02 "	Lv Cheney	Lv	7.52 "
6.30 WED	Ar Spokane (P.T.)	Lv	7.30 SUN

Equipment for Table L

NO. 17-20—PORTLAND ROSE—DAILY

No. 17 to Hinkle; No. 20 to Spokane.

Club Lounge Service..... Kansas City to Spokane.
Streamlined Sleeping Cars. Kansas City to Hinkle—6 Sections, 6 Roomettes, 4 Double Bedrooms (for Portland—change to Spokane car after leaving Pocatello).
Denver to Hinkle—Sections, Roomettes, Double Bedrooms (for Portland—change to Spokane car after leaving Pocatello).
Pocatello to Spokane—6 Sections, 6 Roomettes, 4 Double Bedrooms (No. 10-33 from Los Angeles and Salt Lake City) (occupancy until 8:00 a.m.).
Reclining Seat Coaches.... Kansas City to Spokane.
Dining Car..... Club and a la carte service.

NO. 19-18—PORTLAND ROSE—DAILY

No. 19 to Hinkle; No. 18 to Kansas City.

Club Lounge Service..... Spokane to Kansas City.
Streamlined Sleeping Cars. Spokane to Pocatello—6 Sec., 6 Rmte., 4 Dbl. Bdrm (No. 34-9 to Salt Lake and Los Angeles—change to Denver or Kansas City car before arrival Pocatello).
Hinkle to Denver—Sections, Roomettes, Double Bedrooms (from Portland).
Hinkle to Kansas City—6 Sections, 6 Roomettes, 4 Double Bedrooms (from Portland).
Reclining Seat Coaches.... Spokane to Kansas City.
Dining Car..... Club and a la carte service.

Footnotes for Page 20

♦ Via Northwest Greyhound Bus north of Pendleton.

(C.T.) Central time. (M.T.) Mountain time. (P.T.) Pacific time.

Time from 12.01 midnight to 12.00 noon shown in light face type.

Time from 12.01 noon to 12.00 midnight shown in heavy face type.

CHICAGO—ST. LOUIS—KANSAS CITY—WEST YELLOWSTONE—VICTOR

City of St. Louis Yellowstone Special 9-35-47	City of Portland-Yel. Special No. 105-35-47 Example	Table O Summer Season All Trains Daily		Yel. Special City of Portland No. 48-36-106 Example	Yellowstone Special City of St. Louis 48-36-10
.....	4.45 SUN	Lv Chicago (CST) CMS&P&P	Ar	11.30 TUE
.....	1.00 MON	Lv Omaha	Lv	3.15 "
.....	1.10 "	Lv Omaha (Union Pacific)	Lv	3.05 TUE
.....	7.35 MON	Lv Cheyenne (M.S.T.)	Lv	6.55 MON
.....	↓	Lv St. Louis (C.S.T.) (Wab.)	Ar	↑	12.29 TUE
4.15 SUN	Lv Kansas City	Lv	7.30 "
9.10 SUN	Lv Kansas City	Lv	7.05 TUE
9.40 SUN	Lv Denver (M.S.T.)	Lv	6.40 MON
8.05 MON	Lv Denver	Lv	6.05 MON
8.35 "	Lv Cheyenne	Lv
Via Cut-Off	↓	↑	Via Cut-Off
.....	7.45 MON	Lv Cheyenne (M.S.T.)	Ar	6.45 MON	Via Cut-Off
4.20 MON	1.25 "	Lv Green River	Lv	1.15 "	10.25 MON
4.40 "	1.35 "	Lv Green River	Ar	1.00 "	10.15 "
8.30 MON	Lv Ogden	Lv	6.45 MON
.....	5.45 MON	Lv Ogden	Ar	8.30 MON
9.10 MON	Lv Pocatello	Ar	1.55 MON	5.40 MON
12.40 TUE	Lv Blackfoot	Lv	12.58 "	2.25 MON
.....	1.05 TUE	Lv Blackfoot	Ar	12.15 "
1.37 "	1.37 TUE	Lv Idaho Falls	Lv	12.15 MON
2.45 "	2.45 TUE	Lv Ashton	Lv	12.15 MON
5.10 TUE	5.10 TUE	Lv Ashton	Ar	1005 SUN
.....	5.30 TUE	Lv Ashton	Ar	9.55 SUN
5.30 TUE	7.15 TUE	Lv Victor	Lv	8.15 SUN
7.15 TUE	Lv Victor	Ar
7.30 TUE	7.30 TUE	Lv W. Yellowstone (M.S.T.)	Lv	7.30 SUN

105-35-47 CITY OF PORTLAND—YELLOWSTONE SPECIAL—DAILY
C. M. St. P. & P. No. 105 to Omaha; No. 105 to Pocatello; No. 35 to Ashton and West Yellowstone; No. 47 to Ashton and Victor.

Club Lounge Service..... Chicago to West Yellowstone.
Streamlined Sleeping Cars. Chicago to Pocatello—Bedrooms, Roomettes, Sections, Pocatello to W. Ystone—6 Sec., 6 Rmte., 4 Dbl. Bdrm. (open 5:45 p.m.).
Reclining Seat Coaches.... Chicago to Pocatello—all reserved; Pocatello to West Yellowstone and Ashton to Victor—not reserved.
Dining Car..... Chicago to Pocatello.

9-35-47 CITY OF ST. LOUIS—YELLOWSTONE SPECIAL—DAILY
Wabash 9 St. Louis to Kansas City; No. 9 to Ogden; No. 35 to Ashton and West Yellowstone; No. 47 to Ashton and Victor.

Club Lounge Service..... St. Louis to West Yellowstone.
Streamlined Sleeping Car..... St. Louis to Ogden—Sections and Rooms.
Ogden to West Yellowstone—Sections and Rooms.
Reclining Seat Coaches.... St. Louis to Ogden—all seats reserved.
Ogden to W. Ystone; Ashton to Victor—not reserved.
Dining Car..... St. Louis to Ogden.

48-36-106 YELLOWSTONE SPECIAL—CITY OF PORTLAND—DAILY
No. 48 Victor to Ashton; No. 36 West Yellowstone and Ashton to Pocatello; No. 106 to Chicago; C. M. St. P. & P. east of Omaha.

Club Lounge Service..... West Yellowstone to Chicago.
Streamlined Sleeping Cars. Pocatello to Chicago—Bedrooms, Roomettes, Sections, West Yellowstone to Pocatello—6 Sections, 6 Roomettes, 4 Double Bedrooms (occupancy until 8:45 a.m.).
Reclining Seat Coaches.... Victor to Ashton; W. Ystone to Pocatello—not reserved. Pocatello to Chicago—all seats reserved.
Dining Car..... Pocatello to Chicago.

No. 48-36-10 YELLOWSTONE SPECIAL—CITY OF ST. LOUIS—DAILY
No. 48 to Ashton; No. 36 West Yellowstone and Ashton to Ogden; No. 10 to St. Louis; Wabash east of Kansas City

Club Lounge Service..... West Yellowstone to St. Louis.
Streamlined Sleeping Car..... West Yellowstone to Ogden—Sections and Rooms. Ogden to St. Louis—Sections and Rooms.
Reclining Seat Coaches.... Victor to Ashton; W. Ystone to Ogden—not reserved. Ogden to St. Louis—all seats reserved.
Dining Car..... Ogden to St. Louis.

LOS ANGELES—SALT LAKE CITY—WEST YELLOWSTONE—VICTOR—BUTTE

Yellowstone Special 85-47 Summer Service	City of St. Louis-Northwest Special 10-33 Example	City of Los Angeles-Butte Special 104-29 Example	Table R Condensed Schedules All Trains Daily		Butte Special City of Los Angeles 30-103 Example	Northwest Special City of St. Louis 34-9 Example	Yellowstone Special 48-36 Summer Service
.....	10.30 SU	4.30 SU	Lv Los Angeles (P.S.T.)	Ar	9.30 MO	3.15 MO
.....	10.50 "	4.50 "	Lv East Los Angeles	Lv	9.10 "	2.50 "
.....	11.55 "	5.43 "	Lv Riverside	Lv	8.10 "	1.35 "
.....	12.15 "	6.05 "	Lv San Bernardino	Lv	7.50 "	1.05 "
.....	12.20 "	6.08 "	Lv San Bernardino	Ar	7.45 "	1.00 "
.....	2.25 "	Lv Barstow	Ar	10.58 "
.....	6.15 "	11.10 "	Lv Las Vegas	Lv	2.40 "	7.20 "
.....	6.30 "	11.20 "	Lv Las Vegas (P.S.T.)	Ar	2.30 "	7.05 "
.....	10.15 SU	Lv Caliente (M.S.T.)	Lv	5.08 "
.....	12.05 MO	Lv Lund	Ar	13.00 "
.....	12.50 "	4.58 "	Lv Milford	Ar	10.54 "	2.20 "
.....	Lv Lyndyl	Ar
.....	4.45 "	8.05 "	Lv Salt Lake City	Lv	7.50 "	10.30 SU
8.00 MO	5.30 "	7.00 "	Lv Salt Lake City	Ar	7.45 "	9.45 "	7.00 MO
8.55 "	6.20 "	7.55 "	Lv Ogden	Lv	6.55 "	8.50 "	6.00 "
9.10 MO	6.45 "	8.30 "	Lv Ogden	Ar	6.35 "	8.30 "	5.40 "
12.40 TU	10.00 "	11.30 "	Lv Pocatello	Lv	3.30 "	5.25 "	2.25 "
1.05 "	10.55 "	12.10 TU	Lv Pocatello	Ar	4.30 "	1.55 "
11.37 "	11.31 "	12.41 "	Lv Blackfoot	Lv	1.47 "	3.38 "	12.58 "
2.20 TU	12.40 MO	1.25 TU	Lv Idaho Falls	Lv	1.00 MO	3.00 SU	12.15 MO
.....	Lv Idaho Falls	Ar
2.45 TU	8.00 TU	Lv Idaho Falls	Ar	6.00 "	11.55 SU
4.24 "	8.00 TU	Lv St. Anthony	Lv	5.00 "	10.30 "
5.10 TU	8.00 TU	Lv Ashton	Lv	3.30 "	10.05 SU
.....	Lv Ashton	Ar
5.30 TU	8.30 TU	Lv Ashton	Ar	3.00 "	9.55 SU
7.15 TU	8.00 TU	Lv Victor	Lv	K1201	8.15 SU
.....	Lv Victor	Ar
7.30 TU	Lv West Yellowstone	Lv	7.30 SU
.....	Lv West Yellowstone	Ar
.....	1.35 TU	Lv Idaho Falls	Lv	12.50 MO
.....	2.38 "	Lv Dubois	Ar	11.48 SU
.....	2.55 "	Lv Spencer	Ar	11.27 "
.....	3.45 "	Lv Lima	Lv	10.35 "
.....	3.55 "	Lv Lima	Ar	10.25 "
.....	4.39 "	Lv Armstead	Lv	9.35 "
.....	5.12 "	Lv Dillon	Ar	9.48 "
.....	6.00 "	Lv Melrose	Ar	8.25 "
.....	7.10 "	Lv Silver Bow	Ar	7.30 "
.....	7.25 TU	Lv Butte (M.S.T.)	Lv	7.15 SU

NO. 104-29—CITY OF LOS ANGELES—BUTTE SPECIAL—DAILY
No. 104 to Salt Lake City; No. 29 to Butte.

Streamlined Sleeping Cars. Los Angeles to Salt Lake City—Sections, Roomettes, Bedrooms.
Salt Lake City to Butte—6 Sec., 6 Rmte., 4 Dbl. Bdrm.
Reclining Seat Coaches.... Los Angeles to Salt Lake—reserved; Salt Lake to Butte—not reserved.
Dining Car Service..... Los Angeles to Butte.

NO. 10-33—NORTHWEST SPECIAL—DAILY
No. 10 to Salt Lake City; No. 33 to Idaho Falls.

Club Lounge Service..... Los Angeles to Pocatello.
Streamlined Sleeping Cars. Los Angeles to Pocatello—6 Sec., 6 Rmte., 4 Dbl. Bdrm. No. 17-20 thru to Spokane.
Reclining Seat Coaches.... Los Angeles to Salt Lake—reserved; Salt Lake to Idaho Falls—not reserved.
Dining Car..... Los Angeles to Pocatello.

NO. 30-103—BUTTE SPECIAL—City of Los Angeles—DAILY
No. 30 to Salt Lake City; No. 103 to Los Angeles.

Streamlined Sleeping Cars. Butte to Salt Lake City—6 Sec., 6 Rmte., 4 Dbl. Bdrm. Salt Lake City to Los Angeles—Sections, Roomettes, Bedrooms.
Reclining Seat Coaches.... Butte to Salt Lake—not reserved; Salt Lake to Los Angeles—reserved.
Dining Car Service..... Butte to Los Angeles.

NO. 34-9—NORTHWEST SPECIAL—DAILY
No. 34 to Salt Lake City; No. 9 to Los Angeles.

Club Lounge Service @..... Pocatello to Los Angeles.
Streamlined Sleeping Cars. Pocatello to Los Angeles—6 Sec., 6 Rmte., 4 Dbl. Bdrm. (Nos. 19-18 from Spokane).
Reclining Seat Coaches.... Idaho Falls to Salt Lake—not reserved; Salt Lake to Los Angeles—reserved.
Dining Car..... Pocatello to Ogden; Salt Lake City to Los Angeles.

Summer Season Service

No. 35-47—YELLOWSTONE SPECIAL—DAILY
No. 35 to Pocatello, Ashton and West Yellowstone; No. 47 Ashton to Victor.

Lounge Car Service..... Salt Lake City to West Yellowstone.
Streamlined Sleeping Cars. S. Lake to W. Ystone—Secs., Compts., D. Rms., Bd rms. Salt Lake City to Victor—10 Sec., 3 Dbl. Bd rms. Pocatello to West Yellowstone—6 Sections, 6 Roomettes, 4 Double Bedrooms (open 5:45 p.m.).
Reclining Seat Coaches.... Salt Lake City to West Yellowstone; Ashton to Victor.

No. 48-36—YELLOWSTONE SPECIAL—DAILY
No. 48 Victor to Ashton; No. 36 West Yellowstone and Ashton to Pocatello and Salt Lake City

Lounge Car Service..... West Yellowstone to Salt Lake City.
Streamlined Sleeping Cars. W. Ystone to S. Lake—Secs., Compts., D. Rms., Bd rms. West Yellowstone to Pocatello—6 Sections, 6 Roomettes, 4 Double Bedrooms (occupancy until 8:45 a.m.).
Victor to Salt Lake City—10 Sec., 3 Dbl. Bd rms.
Reclining Seat Coaches.... Victor to Ashton; West Yellowstone to Salt Lake City.

Footnotes for Page 21

(f) Stops only on signal. K Mixed Freight-Consult Agent. □ Conditional stop; See Table 3.
 ■ Operates only during Yellowstone Park season, June 20 through September 8.
 (C.S.T.) Central standard time. (M.S.T.) Mountain standard time. (P.S.T.) Pacific standard time.
 Time from 12.01 midnight to 12.00 noon shown in light face type.
 Time from 12.01 noon to 12.00 midnight shown in heavy face type.

LOS ANGELES — SPOKANE — Via Shoshone(SUN VALLEY)—Boise—Nampa

		Table T Condensed Schedules All Trains Daily			
No. 10-33-17-20 Example				No. 19-18-34-9 Example	
10.30	SUN	Lv	Los Angeles (P.S.T.)	Ar	3.15 TUE
10.50	"	"	East Los Angeles	"	2.50 "
6.30	SUN	Lv	Las Vegas (PT)	Ar	7.05 TUE
4.45	MON	Ar	Salt Lake City (MST)	Lv	10.30 MON
5.30	MON	Lv	Salt Lake City (M.S.T.)	Ar	9.45 MON
6.45	"	"	Ogden	Ar	8.30 "
10.00	MON	Ar	Pocatello	Lv	5.25 MON
10.35	MON	Lv	Pocatello	Ar	4.55 MON
11.45	"	"	Minidoka	Lv	3.45 "
12.40	MON	Ar	Shoshone	Lv	2.50 MON
12.45	MON	Ar	Sun Valley	Ketchum	1245 MON
1035	MON	Lv	Sun Valley		4.55 MON
12.40	MON	Lv	Shoshone	Ar	2.50 MON
3.35	"	Ar	Boise	Lv	11.55 "
4.15	"	Ar	Nampa	Lv	11.25 "
6.40	"	Ar	Huntington (M.S.T.)	Lv	9.25 "
5.50	"	Lv	Huntington (P.S.T.)	Ar	8.15 "
7.07	"	"	Baker	Lv	6.45 "
8.40	"	"	La Grande	Lv	5.35 "
11.05	MON	Ar	Pendleton	Lv	3.00 "
11.59	TUE	Ar	Hinkle	Lv	2.10 MON
2.20	TUE	Lv	Hinkle	Ar	11.45 SUN
2.55	"	"	Wallula	Lv	11.00 "
4.05	"	"	Ayer	Lv	9.57 "
6.30	TUE	Ar	Spokane (P.S.T.)	Lv	7.30 SUN

Equipment for Table T

NO. 10-33-17-20—CITY OF ST. LOUIS—PORTLAND ROSE—DAILY

No. 10 to Salt Lake City; No. 33 to Pocatello; No. 17 to Hinkle; No. 20 to Spokane.

Dome Observation

Lounge Car.....Los Angeles to Salt Lake City—for sleeping car passengers.

Lounge Car Service.....Salt Lake City to Spokane.

Streamlined Sleeping Cars.Los Angeles to Spokane—6 Sections, 6 Roomettes, 4 Double Bedrooms (occupancy until 8:00 a.m.).

Reclining Seat Coaches....Los Angeles to Salt Lake City—all reserved; Salt Lake City to Pocatello and Pocatello to Spokane—not reserved.

Dining Car Service.....Los Angeles to Hinkle—Club and a la carte service.

NO. 19-18-34-9—PORTLAND ROSE—CITY OF ST. LOUIS—DAILY

No. 19 to Hinkle; No. 18 to Pocatello; No. 34 to Salt Lake City; No. 9 to Los Angeles.

Dome Observation

Lounge Car.....Salt Lake City to Los Angeles—for sleeping car passengers.

Lounge Car Service.....Spokane to Salt Lake City.

Streamlined Sleeping Cars.Spokane to Los Angeles—6 Sec., 6 Rmte., 4 Dbl. Bdrm.

Reclining Seat Coaches....Spokane to Pocatello; Pocatello to Salt Lake City; (not reserved) Salt Lake City to Los Angeles (all reserved).

Dining Car Service.....Hinkle to Los Angeles—Club and a la carte service.

SALT LAKE CITY — BOISE — PORTLAND — SEATTLE

		Table U Condensed Schedules All Trains Daily			
No. 33-17-457 Example				No. 458-18-34 Example	
5.30	SUN	Lv	Salt Lake City (M.S.T.)	Ar	9.45 MON
6.45	"	Lv	Ogden	Ar	8.50 "
10.00	SUN	Ar	Pocatello	Lv	5.25 MON
10.35	SUN	Lv	Pocatello	Ar	4.55 MON
11.45	"	"	Minidoka	Lv	3.45 "
12.40	SUN	Ar	Shoshone	Lv	2.50 MON
12.45	SUN	Ar	Sun Valley	Ketchum	1245 MON
1035	SUN	Lv	Sun Valley		4.55 MON
12.40	SUN	Lv	Shoshone	Ar	2.50 MON
3.35	"	Lv	Boise	Lv	11.55 "
4.25	"	Lv	Nampa	Lv	11.25 "
6.40	"	Ar	Huntington (M.S.T.)	Lv	9.25 "
5.50	"	Lv	Huntington (P.S.T.)	Ar	8.15 "
7.07	"	"	Baker	Lv	6.45 "
8.40	"	"	La Grande	Lv	5.35 "
11.05	SUN	"	Pendleton	"	3.00 MON
3.10	MON	"	The Dalles	"	11.40 SUN
5.30	MON	Ar	Portland	Lv	9.30 SUN
9.00	MON	Lv	Portland	Ar	9.15 SUN
12.01	"	Ar	Tacoma	Lv	6.00 "
1.00	MON	Ar	Seattle (P.S.T.)	Lv	5.00 SUN

Equipment for Table U

NO. 33-17-457—NORTHWEST SPECIAL—PORTLAND ROSE—DAILY

No. 33 to Pocatello; No. 17 to Portland; No. 457 to Seattle.

Lounge Car Service.....Ogden to Portland.

Parlor Car.....Portland to Seattle (R. R. Owned).

Streamlined Sleeping Cars.Salt Lake City to Portland—Sections, Roomettes and Rooms (requires car-to-car change after leaving Pocatello).

Occupancy at Portland Pocatello to Portland—6 Sections, 6 Roomettes, 4 Double Bedrooms (from Kansas City).

Pocatello to Portland—6 Sections, 6 Roomettes, 4 Double Bedrooms (from Denver)

Reclining Seat Coaches....Salt Lake City to Pocatello; Pocatello to Portland; Portland to Seattle.

Dining Car Service.....Club and a la carte service.

NO. 458-18-34—PORTLAND ROSE—NORTHWEST SPECIAL—DAILY

No. 458 to Portland; No. 18 to Pocatello; No. 34 to Salt Lake City.

Parlor Car.....Seattle to Portland (R. R. Owned).

Lounge Car Service.....Portland to Ogden.

Streamlined Sleeping Cars. Portland to Pocatello—6 Sections, 6 Roomettes, 4 Double Bedrooms (for Kansas City).

Portland to Salt Lake City—Sections, Roomettes and Rooms (requires car-to-car change before arrival Pocatello).

Portland to Pocatello—6 Sections, 6 Roomettes, 4 Double Bedrooms (for Denver).

Reclining Seat Coaches....Seattle to Portland; Portland to Pocatello; Pocatello to Salt Lake City.

Dining Car Service.....Club and a la carte service.

... Check the advantages of the HALF-FARE FAMILY TRAVEL PLAN

- • Saves you money when you travel by train
- • Good in coaches or sleeping cars
- • Liberal free baggage allowance
- • Start trip on Monday, Tuesday, Wednesday or Thursday.
- • Return on any day of the week

Ask your local Union Pacific Agent to figure the cost for you

Footnotes for Page 22

- ♦ Motor Bus. This service is provided passengers arriving or departing Shoshone and holding through rail tickets to and from Sun Valley or Ketchum, Idaho.

(M.S.T.) Mountain Standard time.

(P.S.T.) Pacific Standard time.

Time from 12.01 midnight to 12.00 noon shown in light face type.

Time from 12.01 noon to 12.00 midnight shown in heavy face type.

PORTLAND — YAKIMA — LEWISTON — SPOKANE

18-20-74	18-20-64-20	Table W All Trains Daily—(Pacific Standard Time)		19-63-19-17	73-19-17
9.30 SUN	9.30 SUN	Lv Portland	Ar	5.30 MON	5.30 MON
10.54 "	10.54 "	" Hood River	Lv	3.45 "	3.45 "
11.40 SUN	11.40 SUN	" The Dalles	Lv	3.10 "	3.10 "
12.47 MON	12.47 MON	" Arlington	Lv	1.48 "	1.48 "
1.45 "	1.45 "	Ar Hinkle	Lv	12.40 "	12.40 "
2.20 "	2.20 "	Lv Hinkle	Ar	11.45 "	11.45 SUN
2.55 MON	2.55 MON	Lv Wallula	Lv	11.00 MON	11.00 SUN
				↑	↑
	3.50 "	Lv Wallula	Ar	10.15 SUN	
	7.00 "	Ar Yakima	Lv	6.45 SUN	
	2.55 "	Lv Wallula	Ar	11.00 MON	11.00 SUN
	4.05 MON	Ar Ayer	Lv	9.57 SUN	9.57 SUN
4.45 MON		Lv Ayer	Ar		8.55 SUN
5.20 "		Ar Riparia	Lv		8.20 "
7.15 MON		Ar Lewiston	Lv		6.30 SUN
	4.05 MON	Lv Ayer	Ar	9.57 SUN	
	5.05 "	Ar Marengo	Lv	8.45 "	
	6.02 "	" Cheney	Lv	7.52 "	
	6.30 MON	Ar Spokane	Lv	7.30 SUN	

Equipment for Table W

NO. 20—SPOKANE—DAILY
 Club Lounge Car.....Portland to Hinkle.
The Pub......Hinkle to Spokane—Lounge.
 Streamlined Sleeping Cars.Portland to Spokane—6 Sections, 6 Roomettes, 4 Double Bedrooms.
 Portland to Lewiston—8 Sections, Buffet Lounge.
 (No. 74, Ayer to Lewiston).
 Reclining Seat Coaches.....Portland to Spokane.
 Portland to Ayer; Ayer to Moscow (No. 62 beyond Ayer—see Table 76).

NO. 19—SPOKANE—DAILY
 Club Lounge Car.....Hinkle to Portland.
The Pub......Spokane to Hinkle—Lounge.
 Streamlined Sleeping Cars.Spokane to Portland—6 Sections, 6 Roomettes, 4 Double Bedrooms.
 Lewiston to Portland—8 Sections, Buffet Lounge.
 (No. 73 to Ayer).
 Spokane to Portland.
 Moscow to Ayer; Ayer to Portland (No. 61 to Ayer—see Table 76).

Spokane, San Francisco and Los Angeles

No. 19-60	No. 19-17-9-58 Shasta	No. 19-17-11-52 Cascade	Table X All Trains Daily (Pacific Standard Time)		No. 51-53-20 Bus 803	Cascade No. 51-12-20-18	Shasta No. 57-10
	7.30	7.30	Lv Spokane(UP)	Ar	10.25	6.30	
	9.57	9.57	" Ayer	Ar	6.13	4.05	
	11.00	11.00	" Wallula	Ar	12.01	2.55	
	5.30	5.30	Ar Portland	Lv		9.45	
	10.15	7.45	4.45	Lv Portland So. Pac.	Ar	7.25	8.20
	11.57	8.57	5.57	" Salem	Lv	5.30	7.03
	2.00	10.14	7.14	" Eugene	Lv	3.40	5.55
	7.50	2.35	11.43	" Klamath Falls	Lv	9.50	1.35
	1.20	6.36	4.07	" Redding	Lv	3.15	9.16
	6.55	9.40	7.15	Ar Sacramento	Lv	8.25	5.50
	8.20	11.30	9.15	Ar San Francisco	Lv	7.30	4.00
	7.15			Lv Sacramento	Ar	6.00	
	8.25			Ar Stockton	Lv	4.45	
	11.15	2.15	11.32	" Fresno	Lv	1.45	2.15
	7.15	10.50	7.00	Ar Los Angeles	Lv	6.25	6.05

Seattle, San Francisco and Los Angeles

No. 458 19-60	No. 402 9-58 Shasta	No. 408 11-52 Cascade	Table Y All Trains Daily (Pacific Standard Time)		No. 51 53-20 401	Cascade No. 51-12-457 10-401	Shasta No. 57-10-401
5.00	11.45	12.30	Lv Seattle	Ar	6.15	1.00	6.15
6.00	1.15	1.26	Lv Tacoma	Ar	4.40	12.01	4.40
9.15	5.45	4.30	Ar Portland	Lv	11.45	9.00	11.45
10.15	7.45	4.45	Lv Portland So. Pac.	Ar	7.25	8.20	11.30
11.57	8.57	5.57	" Salem	Lv	5.30	7.03	10.10
2.00	10.14	7.14	" Eugene	Lv	3.40	5.55	9.02
7.50	2.35	11.43	" Klamath Falls	Lv	9.50	1.35	4.40
1.20	6.36	4.07	" Redding	Lv	3.15	9.16	12.18
6.55	9.40	7.15	Ar Sacramento	Lv	8.25	5.50	9.00
8.20	11.30	9.15	Ar San Francisco	Lv	7.30	4.00	7.25
7.15			Lv Sacramento	Ar	6.00		
8.25			Ar Stockton	Lv	4.45		
11.15	2.15	11.32	" Fresno	Lv	1.45	1.45	2.15
7.15	10.50	7.00	Ar Los Angeles	Lv	6.25	6.25	6.05

PORTLAND, TACOMA AND SEATTLE

401 Daily	459 Daily	407 Daily	457 Daily	Table Z All Trains Daily		460 Daily	408 Daily	458 Daily	402 Daily
11.45	1.30	5.30	9.00	Lv Portland	Ar	12.20	4.30	9.15	5.45
12.09	1.49	5.49	9.21	" Vancouver Wash.	Ar	11.58	4.08	8.48	5.15
1.15	2.28	6.29	10.01	" Kelo-Longview	Lv	11.14	3.24	8.04	4.20
2.20	3.12	7.11	10.43	" Chehalis	Lv	10.29	2.39	7.18	3.10
2.30	3.23	7.21	10.53	Ar Centralia	Lv	10.22	2.32	7.11	3.00
4.10	4.31	8.29	12.01	Ar Tacoma	Lv	9.16	1.26	6.02	1.15
4.55	4.35	8.33	12.05	Lv Tacoma	Ar	9.12	1.22	5.57	1.15
6.15	5.30	9.30	11.00	Ar Seattle	Lv	8.20	12.30	5.00	11.45

NO. 401—DAILY
 Streamlined Sleeping Cars.Portland to Seattle—12 Roomettes, 4 Double Bedrooms.
 Portland to Seattle—10 Sections, 3 Double Bedrooms.
 Sleepers open at Portland 9:30 p.m., at Seattle until 8:00 a.m.
 Reclining Seat Coaches.....Portland to Seattle.

SOUTHBOUND

NO. 460—DAILY
 Parlor Car.....Seattle to Portland (R. R. Owned).
 Reclining Seat Coaches.....Seattle to Portland.
 Dining Car.....Serving necessary meals enroute.

NO. 408—DAILY
 Parlor Car.....Seattle to Portland (R. R. Owned).
 Streamlined Sleeping Cars.Seattle to Chicago—10 Roomettes, 6 Double Bedrooms (No. 106 from Portland).
 Seattle to San Francisco—10 Roomettes, 6 Double Bedrooms (2 cars); 4 Compts., 4 Double Bedrooms, 2 Drawing-rooms.
 Reclining Seat Coaches.....Seattle to Portland.
 Dining Car.....Serving necessary meals enroute.

Equipment for Tables Y and Z

NORTHBOUND

NO. 457—DAILY Domeliner
 Astra Dome Obs.-Lounge ⊗ Portland to Seattle.
 Parlor Car.....Portland to Seattle (R. R. Owned).
 Astra Dome Room— { Portland to Seattle (R. R. Owned)—8 Duplex Rmte.,
 Parlor Car..... { 3 Compartments, 2 Drawing-rooms.
 Streamlined Sleeping Cars. Chicago to Seattle—10 Roomettes, 6 Double Bedrooms (No. 105 to Portland).
 San Francisco to Seattle—10 Roomettes, 6 Double Bedrooms (2 cars; 4 Compartments, 4 Double Bedrooms, 2 Drawing-rooms (S.P. No. 12 to Portland).
 Dome Coach ⊙.....Portland to Seattle—all seats reserved.
 Reclining Seat Coaches.....Portland to Seattle (not reserved).
 Astra Dome Dining Car...Portland to Seattle.

NO. 407—DAILY
 Parlor Car.....Portland to Seattle (R. R. Owned)
 Reclining Seat Coaches.....Portland to Seattle.
 Dining Car.....Serving necessary meals enroute.

NO. 459—DAILY
 Parlor Car.....Portland to Seattle (R. R. Owned).
 Reclining Seat Coaches.....Portland to Seattle.
 Dining Car.....Serving necessary meals enroute.

NO. 458—DAILY Domeliner
 Astra Dome Obs.-Lounge ⊗ Seattle to Portland.
 Parlor Car.....Seattle to Portland (R. R. Owned).
 Astra Dome Room— { Seattle to Portland (R. R. Owned)—8 Duplex Rmte.,
 Parlor Car..... { 3 Compartments, 2 Drawing-rooms.
 Dome Coach ⊙.....Seattle to Portland—all seats reserved.
 Reclining Seat Coaches.....Seattle to Portland (not reserved).
 Astra Dome Dining Car...Seattle to Portland.

NO. 402—DAILY
 Streamlined Sleeping Cars. Seattle to Portland—12 Roomettes, 4 Double Bedrooms.
 Seattle to Portland—10 Sections, 3 Double Bedrooms.
 Sleepers open at Seattle at 9:30 p.m., at Portland until 7:30 a.m.
 Reclining Seat Coaches.....Seattle to Portland.

* Arrives, departs Seattle Union Depot. ▲ Rail station is at Kelo. There is bus service. ⊙ Special coach tickets not honored. (K) Conditional stop; consult agent.
 ■ Arrives, departs Seattle King Street Station. between Kelo and Longview every 20 minutes. ⊕ U. P. Stages, Portland—Spokane. ♦ Via Pacific Greyhound bus.
 (H) Daily except Sundays and holidays. ⊗ Observation-Lounge for Parlor and Sleeping Car passengers only. (A) Runs via Davis.

Chicago and Omaha to Colorado, Utah, California and Pacific Northwest

M I L S	Table No. 1 The Overland Route	WESTBOUND—Read Down																			
		Elevation	To Pacific Coast					To Colo.	Local												
			Stream- liner City of San Fran. 101 Daily	Dome- liner City of Los Angls. 103 Daily	Chal- lenger Dome- liner 107 Daily	Dome- liner City of Port- land 105 Daily	San Fran- cisco Over'l'd 27 Daily	Stream- liner City of Denver 111 Daily													
0	Chicago (CMStP&P) (CST) Ill. Lv	583	△ 6.30	△ 6.45	△ 6.45	△ 4.45	Central	4.30	Standard	Time											
37	Elgin	"																			
80	Davis Jct. (Rockford)	"																			
138	Savanna	"	8.48	9.03	9.03	7.03															
227	Marion (Cedar Rapids) Iowa	"	10.16	10.31	10.31	8.31															
362	Perry	"	12.25	12.40	12.40	10.40															
423	Manila	" Lv																			
484	Council Bluffs	" Ar																			
488	Omaha	Neb. Ar	983 1033	2.45	3.00	3.00	1.00														
0	Omaha (Union Pacific) Neb. Lv	1033	2.55	3.10	3.10	1.10	10.30	12.55													
19	Elkhorn	"	1168																		
22	Waterloo (Elkhorn River)	"	1126					110.56													
25	Valley	"	1140					111.00													
37	Fremont	"	1197	G.	D.	D.	Y.	11.16	B.												
44	Ames (Named for Gen. Fremont)	"	1231																		
52	North Bend	"	1275					111.32													
59	Rogers	"	1312																		
66	Schuyler	"	1350					111.48													
74	Richland	"	1401																		
82	Columbus (Leop River Hydro-electric Plant)	"	1447	G.	D.	D.	Y.	12.15	2.05												
89	Duncan	"	1494					112.25													
100	Silver Creek	"	1548					112.35													
111	Clarks (Grand Paunce Vil., 1805)	"	1622					112.45													
122	Central City 44	"	1701					12.57													
132	Chapman 44	"	1766																		
144	Grand Island (44, 47, 49)	Ar	1864	4.54	5.09	5.09	3.14	1.25	2.59												
144	Grand Island (52, 53)	Lv	1864	4.55	5.10	5.10	3.15	1.40	3.00												
152	Alda	"	1916																		
160	Wood River	"	1966					1.55													
167	Shelton	"	2019					2.02													
173	Gibbon	"	2061					2.07													
186	Kearney 43 (State Normal)	"	2149	G.	D.	D.	Y.	2.19	3.36												
196	Odessa	"	2222					2.38													
202	Elm Creek (Indian Fights, 1867)	"	2265					2.43													
211	Overton	"	2318					2.50													
222	Lexington	"	2389					3.08													
230	Darr	"	2451																		
236	Cozad	"	2487					3.28													
246	Gothenburg	"	2563					3.45													
259	Brady	"	2651					3.58													
268	Maxwell (Old Ft. McPherson)	"	2711					4.07													
276	Gannett	"	2768																		
281	North Platte (No. Platte River) (Mountain Time) former "Buffalo Bill" Ranch, no.	Ar	2802	6.40	6.55	6.55	5.05	4.30	4.50												
281	North Platte	Lv	2802	Set watch back one hour	6.00	6.00	4.10	3.45	3.55	Mountain Standard Time											
294	Hershey	"	2903																		
298	O'Fallons 42	"	2936																		
301	Sutherland	"	2959																		
313	Paxton	"	3056					4.04													
325	Roscoe	"	3166					4.15													
332	Ogallala	"	3213					4.27													
341	Brule	"	3288					4.41													
351	Big Springs	"	3369					4.59													
363	Julesburg (Indian Battles, 1865-75)	Ar	3467					5.12													
363	Julesburg	Lv	3467					5.30	5.10												
378	Chappell	Neb.	3695					5.48	Denver												
387	Lodge Pole	"	3831					5.58													
394	Sunol	"	3925					6.05													
405	Sidney	Ar	4091	7.28	7.43	7.43	5.52	6.22													
405	Sidney (Lookout Station, old)	Lv	4091	7.29	7.44	7.44	5.53	6.32													
424	Potter (Ft. Sidney north)	"	4387					6.53													
433	Dix	"	4551					7.03													
442	Kimball—See Note □	"	4706					7.20													
454	Bushnell	"	4866					7.31													
464	Pine Bluffs (Neb.-Wyo. State Line)	Wyo.	5047					7.43													
475	Egbert 42	"	5286					7.55													
480	Burns	"	5455					8.02													
487	Hillsdale (Rocky Mts. to South)	"	5638					8.09													
493	Durham	"	5638																		
507	Cheyenne (Capital of Wyo. Fort Warren)	Ar	6060	9.15	9.30	9.30	7.35	8.45													

There Are
No Extra Fares
on the
Union Pacific
Railroad

Rail Travel Credit Cards

- Now any person or company with proper credit may arrange for a convenient Charge-it Card.
- They are good on Union Pacific and many other railroads; can be used not only for rail and sleeping car tickets, but for services in dining cars and club lounge cars.
- For information and application blanks apply at any Union Pacific passenger or ticket office.

Union Pacific

NOTE □—There is bus service between Kimball and Gering, Harrisburg and Scottsbluff, Neb. On arrival Kimball consult local bus agent about bus schedules.

HALF-FARE Family Travel Plan Tickets can be used for starting trips on Mondays, Tuesdays, Wednesdays and THURSDAYS.

Good in sleeping cars or in coaches.

Can be used for return any day of week.

Chicago and Omaha to Colorado, Utah, California and Pacific Northwest

Table No. 1
(Continued)

The Overland Route

WESTBOUND—Read Down

To Pacific Coast

Local

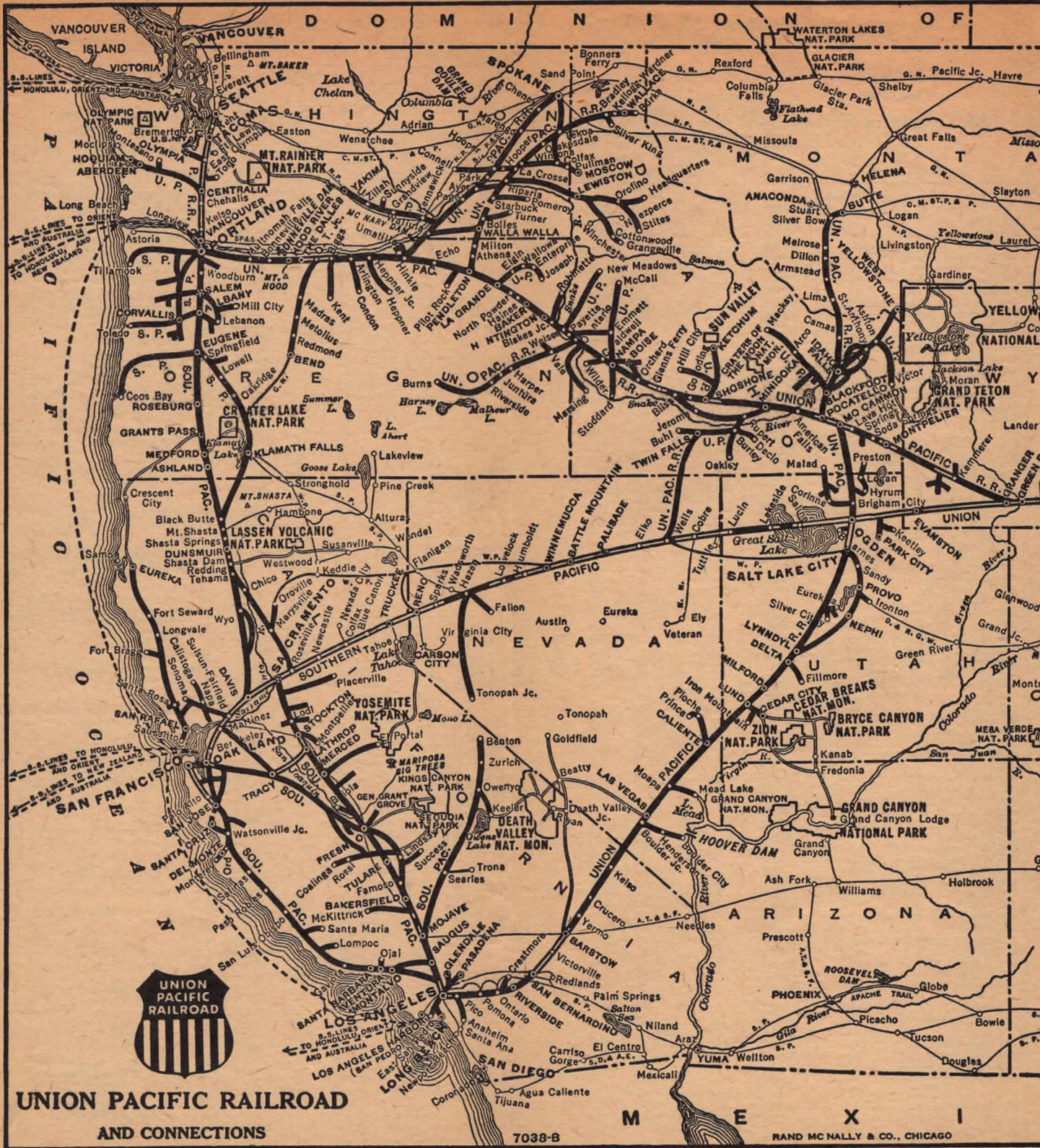
MILES

Station	Elevation	To Pacific Coast									Local	
		Stream-liner City of San Fran. 101 Daily	Dome-liner City of Los Angls. 103 Daily	The Chal-lenger Dome-liner 107 Daily	Dome-liner City of Port-land 105 Daily	San Fran-cisco Over'l'd 27 Daily	Dome-liner City of St.Louis 9 Daily	⊗ Mail and Express 27-11 Daily	Portland Rose 17 Daily			
Read Down												
(Mountain Standard Time)												
507 Cheyenne 30, 42	Wyo. Lv	6060	△	△	△	△	△					
516 Borie	"	6561	9.25	9.40	9.40	7.45	9.10			9.10		
526 Granite Canon	"	7315								Runs from Denver		
534 Buford	"	7882								See Table 30		
538 Sherman (Highest Point en route)	"	8013								See Table 30		
540 Dale (Rocky Mts. to south)	"	7921										
545 Hermosa (Laramie Basin)	"	7899										
555 Red Buttes	"	7313										
563 Laramie (State University)	Ar	7151	10.45	11.00	11.00	9.09	10.40	11.50	10.40	10.10		
563 Laramie (Snowy Range west)	Lv	7082	10.46	11.01	11.01	9.10	10.50	11.55	10.50	10.20		
583 Hosler	"	7037										
588 Cooper Lake (Laramie Peak)	"	7125										
591 Lookout (45 miles north)	"	7079										
596 Harper	"	6910										
603 Rock River (Oil fields 18 miles south)	"	8969								E		
606 Wilcox	"	8564								E		
620 Medicine Bow	"	8613								E		
624 Calvin	"	6712										
630 Como (Fossil Dinosaur beds)	"	6775										
640 Hanna (Coal Mines)	"	6927										
645 Percy (Elk Mt. 16 miles south)	"	8624										
659 Walcott 34 (St. Mary Pk. no.)	"	8511										
665 Ft. Steele (No Platte River)	"	8586								E		
673 Sinclair (Large oil refinery)	Ar	6747	12.40	12.55	12.55	11.04	1.05	1.49	1.05	12.30		
680 Rawlins (State Penitentiary)	Lv	6747	12.41	12.56	12.56	11.05	1.15	1.54	1.15	12.35		
680 Rawlins	"	6756										
688 Riner	"	6831										
703 Cherokee	"	7107										
709 Creston (Continental Divide)	"	6708								E		
721 Wamsutter	"	7001										
737 Tipton	"	6843										
744 Table Rock (Table Rock so.)	"	6699										
754 Bitter Creek	"	6616										
763 Black Buttes	"	6561										
768 Hallville	"	6509										
774 Point of Rocks	"	6374										
786 Salt Wells (Aspen Mts. to so.)	"	8263				12.55	3.18	J	3.18	E		
799 Rock Springs (Coal Mines)	"	8209										
807 Kanda (Picturesque)	"	6083	3.00	3.15	3.15	1.25	3.45	4.20	3.45	3.00		
814 Green River (Buttes Water Tower)	Ar	6083	3.10	3.25	3.25	1.35	4.10	4.40	5.00	3.45		
814 Green River (to Gulf of Calif.)	"	6388										
822 Peru (Uintah Range to southwest)	"	6181										
827 Bryan	"	6210										
839 Westvaco	"	6271								f 4.20		
844 Granger 20	"	6409										
863 Hampton	"	6498										
873 Carter	"	6630										
883 Bridger (Named for famous scout)	"	6710										
888 Leroy	"	7113										
895 Spring Valley	"	7227										
899 Aspen (Aspen tunnel 5,900 ft.)	"	7078										
901 Altamont (Tunnel 6,706 ft.)	"	6890										
906 Knight (Bear River)	"	6745	4.51	5.06	5.06		6.15	6.30				
910 Mills	"	6745	4.51	5.06	5.06		6.25	6.35				
914 Evanston	"	6739										
921 Wyuta (Wyo-Utah State line)	Utah	6800										
925 Wahsatch (Wasatch Mts.)	"	8224										
934 Castle Rock	"	5911										
941 Emory (Echo Canyon)	"	5480										
950 Echo 32 ("The Witches" to north)	Lv	5460										
950 Echo ("The Witches" to north)	"	5337										
964 Henefer	"	3251										
959 Devil's Slide (Devil's Slide so.)	"	8071										
966 Morgan	"	4889										
973 Peterson (Weber Canyon)	"	4502										
983 Uintah (Silver Fox Farm, so.)	"	4298	6.30	6.45	6.45		8.45	8.30				
990 Ogden 31, 38 (Junction with So. Pacific)	Ar	4298		6.55	6.55			9.15				
0 Ogden	Lv	4473										
10 Clearfield	"	4348										
15 Layton	"	4295										
17 Kaysville	"	4254										
21 Farmington	"	4292										
28 Woods Cross	"	4251		7.40	7.40			10.05				9.45
36 Salt Lake City 31	Ar											
Pacific Standard Time												
1811 Los Angeles	Cal. Ar	293	For complete schedules, Ogden to Salt Lake City see 51.									No. 3
1784 Portland	Ore. Ar	29	For complete schedules, Ogden to Green River see 51.									No. 20.
SOU. PAC. CO.												
1775 San Francisco	Cal. Ar	6	For complete schedules, Ogden to San Francisco see 51.									No. 14.

FOOTNOTES FOR TABLE 1

- ⊗ No. 11 carries only a rider coach for passengers between Green River and Portland; no sleeping cars, no dining car.
- ▲ See page 42 for motor bus connections with U. P. trains at Fremont, Columbus and Grand Island.
- △ Limited handling of checked baggage on these trains; consult agent.
- † Daily except Sunday.
- (f) Stops only on signal.
- A Stops to take paying passengers for Denver.
- B Stops to take paying passengers for Denver; also to let off from Chicago.
- D Stops to take paying passengers for East Los Angeles or beyond.
- E Stops to let off paying passengers from Denver and east.
- G Stops to take on paying passengers for Sacramento or beyond.
- J Stops to let off paying passengers from Denver or beyond; also to take paying passengers for beyond Ogden.
- Y Stops to take on paying passengers for Pendleton or beyond.
- ◆ Mileage shown on mile posts is from Council Bluffs. See General Information, page 2.
- ★ See Table No. 52 for connecting train service to and from Topeka & Kansas City, Mo.

There Are
No
Extra Fares
on the
UNION
PACIFIC
RAILROAD



**UNION PACIFIC RAILROAD
AND CONNECTIONS**

7038-B

RAND MC NALLY & CO., CHICAGO



California, Pacific Northwest, Utah and Colorado to Omaha and Chicago

MILES	Table No. 2 The Overland Route		EASTBOUND—Read Down														
			Elevation	From Pacific Coast						Local							
				Stream-liner City of San Fran. 102 Daily	Dome-liner City of Los Angls. 104 Daily	The Chal-lenger Dome-liner 108 Daily	Dome-liner City of Portland 106 Daily	San Fran-cisco Overl'd 28 Daily	Dome-liner City of St. Louis 10 Daily	⊗ Mail and Express 12 Daily	Portland Rose 18 Daily			Mixed 226 Ex. Sun.			
6	Cal. Lv	6	△ For co 4.00	△ complete	△ sched	△ ules	San Fran 11.00	San Fran 11.00	to Ogd	en, see	Table 14.						
29	Ore. Lv	29	For co 4.00	complete	sched	ules	Portland 5.00	Portland to Green 8.00	Green River, see table No. 20.								
293	Cal. Lv	293	For co 4.30	complete	sched	ules	Los Angeles 10.30	Los Angeles to Ogden, See Table 3.									
8	Utah Lv	4251		8.15	8.15			5.05									
0	"	4292															
15	"	4254															
19	"	4295															
21	"	4348															
26	"	4473															
36	"	4298		9.00	9.00			6.00									
0	Lv	4298	9.40	9.10	9.10			7.00	6.45			† 7.35					
8	"	4554										† 7.50					
17	"	4889										† 8.10					
24	"	6071										† 8.30					
31	"	5251										† 8.45					
36	"	5337										† 8.55					
40	"	5460										† 9.05					
40	"	5460															
50	"	5911															
56	"	6224															
65	"	6800															
65	"	6739															
69	Wyo. Ar	6747	11.14	10.44	10.44			8.45	8.24								
76	Lv	6747	11.14	10.44	10.44			8.50	8.29								
80	"	6890															
84	"	7075															
89	"	7227															
91	"	7183															
95	"	7011															
103	"	6710															
108	"	6630															
118	"	6498															
127	"	6409															
146	"	6271										† 9.10					
158	"	6210															
163	"	6181															
169	"	6388															
176	Ar	6083	12.55	12.25	12.25	1.00	10.45	10.15	9.45			11.45					
176	Lv	6083	1.05	12.35	12.35	1.15	11.15	10.25	11.15			12.35					
184	"	6209										v					
191	"	6263										v					
204	"	6374										v					
216	"	6509										v					
221	"	6561										v					
227	"	6616										v					
236	"	6699										v					
246	"	6843										v					
253	"	7001										v					
269	"	6709										v					
281	"	7107										v					
282	"	6831										v					
292	"	6756										v					
310	Ar	6747	3.24	2.54	2.54	3.34	1.55	12.40	1.55			3.00					
310	Lv	6747	3.25	2.55	2.55	3.35	2.05	12.45	2.05			3.10					
317	"	6586										v					
325	"	6511										v					
331	"	6624										v					
345	"	6935										v					
350	"	6775										v					
361	"	6712										v					
368	"	6513										v					
370	"	6564										v					
384	"	6969										v					
394	"	6910										v					
399	"	7079										v					
402	"	7125										v					
408	"	7037										v					
427	Ar	7151	5.11	4.49	4.49	5.24	4.25	2.35	4.25			5.15					
427	Lv	7151	5.12	4.50	4.50	5.25	4.35	2.38	4.35			5.25					
439	"	7823										v					
445	"	7899										v					
450	"	7921										v					
453	"	8013										v					
457	"	7862										v					
464	"	7315										v					
474	"	6861										v					
484	Wyo. Ar	6060	6.30	6.10	6.10	6.45	6.00	30	6.00								

Footnotes for Table 2

⊗ No. 12 carries only a rider coach for passengers between Portland and Green River; no sleeping cars, no dining car. At Green River it connects with No. 28 for Omaha.

▲ See page 42 for motor bus connections with U. P. trains at Fremont, Columbus and Grand Island.

△ Limited handling of checked baggage on this train; consult agent.

* Daily.

† Daily except Sunday.

(f) Stops only on signal.

A Stops to let off paying passengers from Denver.

G Stops to let off paying passengers from Sacramento or beyond.

J Stops to let off paying sleeping car passengers from west of Ogden; also to take paying passengers for Denver or beyond.

M Stops to let off paying passengers from East Los Angeles or beyond.

T Stops to let off paying passengers from Pendleton or beyond.

V Stops to let off paying passengers from Granger or beyond.

X Stops to let off paying passengers from Denver; also to take for Chicago.

◆ Mileage shown on mile posts is from Council Bluffs. See General Information, page 2.

★ See Table No. 52 for connecting train service to and from Topeka & Kansas City, Mo.

The
Seasoned
Traveler
Goes
by Train

Between Chicago, Omaha, Denver, Ogden, Salt Lake City and Los Angeles

WESTBOUND—Read Down

Table No. 3

The Overland Route

EASTBOUND—Read Up

Footnotes for Table 3

San Fran. Overland - City of St. Louis 27-9 Daily	Challenger Dome-liner 107 Daily	Dome-liner City of Los Angeles 103 Daily	M I L E S	Station	Elev-ation	Dome-liner City of Los Angeles 104 Daily	Challenger Dome-liner 108 Daily	City of St. Louis -San Fran. Overland 10-28 Daily					
	● 6.45 3.00	● 6.45 3.00	0	Chicago (C. M. St. P. & P.) (C. S. T.) Ill. Ar	590	● 11.00 2.45	● 11.00 2.45						
			488	Omaha Neb. Lv	1033								
	10.30 4.30 3.45 8.45	3.10 6.55 6.00 9.30	0	Omaha (Union Pacific) Neb. Lv	1033	2.30	2.30	7.00					
			281	North Platte (C.S.T.) Ar	2802	10.28	10.28	12.45					
			281	North Platte (M.S.T.) Ar	2802	9.23	9.23	11.15					
			507	Cheyenne Wyo. Ar	6060	6.20	6.20	7.15					
N 4.15 9.40 8.35 □	↓	↓	0	St. Louis (Wabash) (C. S. T.) Mo. Ar	480	↑	↑	N12.29					
			0	Kansas City (Union Pacific) Mo. Ar	748			7.05					
			640	Denver (M. S. T.) Colo. Ar	5188			6.05					
			746	Cheyenne Wyo. Lv	6060			□					
	9.10 8.45	9.40 6.45	507	Cheyenne (M.S.T.) Wyo. Ar	6060	6.10	6.10	6.00					
			990	Ogden Utah Ar	4298	9.10	9.10	7.00					
			990	Ogden Ar	4298	9.00	9.00	6.00					
			1026	Salt Lake City (M.S.T.) Wyo. Lv	4261	8.15	8.15	5.05					
No.309	10.30	11.00	7.50	7.50	1026	Lv	Salt Lake City (M.S.T.)	Ar	4251	8.05	8.05	4.30	4.45
	See NOTE				1042	Lv	Garfield		4237				
					1046	Lv	Lake Point (Great Salt Lake)		4260			See NOTE	
					1062	Lv	Warner (To Int'l Smelter)		4903				
					1067	Lv	Stockton (Rush Lake)		5080				
					1074	Lv	St. John (To Ophir Mines)		5034				
					1087	Lv	Faust (Oquirrh Mtn Range)		5267				
					1096	Lv	Dunbar		5648				
					1100	Lv	Lofgreen		5804				
					1111	Lv	Tintic 6 (Silver Mining District)		5859				
					1125	Lv	Jericho		5319				
					1144	Lv	Lynnndyl 4 (To Provo Branch)		4796				
					1161	Lv	Delta 11		4649		11.30	2.01	
	1.00	11.30			1179	Lv	Clear Lake		4585		1.10		
		1.50			1195	Lv	Bloom (Agricultural District)		4780				
					1205	Lv	Pumice		4860				
					1211	Lv	Black Rock		4860				
					1220	Lv	Read		4895				
	2.10	3.15	10.51	10.51	1233	Ar	Milford		4968	4.58	4.58	11.50	12.50
	2.20	4.15	10.54	10.54	1233	Lv	Milford (To Lehman's Cave)		4968	4.55	4.55	11.20	12.40
					1248	Lv	Thermo (Escalante Valley)		5045				
					1255	Lv	Nada		5076				
	f300	5.00			1269	Ar	Lund		5091		10.25	12.05	
	*315				0	Lv	Lund (Gateway Zion-Bryce Canyon Nat'l Parks, Cedar Breaks, Kaibab Nat. Forest, and Gr. Can. Nat'l Park)		5091			*1145	
	*415	6.30			33	Ar	Cedar City		5805			*1045	
	*10.45				0	Lv	Cedar City		5805			*4.15	
	*11.45				33	Ar	Lund		5091			*3.15	
	13.00				1269	Lv	Lund		5091			12.05	
					1279	Lv	Zane		5215				
					1283	Lv	Beryl (Escalante Agricultural District)		5162				
					1300	Lv	Modena		5475				
					1309	Lv	Uvada (Utah Nev. State Line)		5663				
					1316	Lv	Crestline (Horse-shoe Curve) Nev.		5992				
					1325	Lv	Acoma		5527				
					1335	Lv	Islen		5230				
					1351	Lv	Callente (M.S.T.) (To Pioche Mines)		4390				
	5.08				1372	Lv	Elgin (P.S.T.)		3384		Set watch	ahead one hour	
	Set watch	back one hour			1391	Lv	Carp (Meadow Valley and Rainbow Canyon)		2593				
					1402	Lv	Galt		2271				
					1412	Lv	Rox (Melon District)		1907				
					1427	Lv	Moapa		1664				
					1432	Lv	Byron		1775				
					1447	Lv	Dry Lake (Old Calif. Trail)		2085				
					1453	Lv	Garnet		2226				
					1463	Lv	Dilke (Borax Las Vegas Valley)		2242				
					1471	Lv	Wann		1905				
					1476	Ar	Las Vegas (Gateway to Hoover Dam)		2027		11.20	11.20	6.30
					1476	Lv	Las Vegas (See table 10, page 31)		2027		11.10	11.10	6.15
					1481	Lv	Bracken		2166				
					1488	Lv	Arden (Plaster Works)		2492				
					1495	Lv	Sloan (Lime Works)		2828				
					1509	Lv	Jean (Good Springs Mining Dist.)		2867				
					1523	Lv	Calada (California Line) Calif.		2744				
					1528	Lv	Desert		2803				
					1532	Lv	Nipton (To Searchlight)		3025				
					1543	Lv	Ivanpah		3512				
					1556	Lv	Cima (Death Valley Divids and Devil's Playground)		4196				
					1575	Lv	Kelso		2120				4.10
					1598	Lv	Balch		1017				
					1606	Lv	Crucero		1016				

NOTE—Trains 309 and 310 are in service only during parks summer season, about June 9 through September 12.

▲ Motor bus between Lund and Cedar City.
◆ Motor bus connections with main line trains at East Los Angeles.

● Limited handling of checked baggage on these trains; consult agent.

□ Via Cut-off; not via Cheyenne.

(f) Stops only on signal.

A Stops to let off paying passengers; also to take for Los Angeles.

B Stops to let off paying passengers from Los Angeles; also to take for regular scheduled stops.

E Stops to let off paying passengers from Salt Lake City or beyond; also to take for Los Angeles.

K Trains 9 and 10 stop at Victorville to let off paying passengers; also to take for regularly scheduled stops.

M Stops to let off paying passengers from Los Angeles; and to take for Salt Lake City or beyond.

N See Tables 24 and 30 for service between St. Louis, Kansas City, Denver and Cheyenne.

O Stops to take paying passengers for Las Vegas or beyond.

T Stops to let off paying passengers from Salt Lake City or beyond.

V Stops to take on or let off paying passengers to or from Omaha or beyond.

◆ Mileage shown on mile posts is from Council Bluffs. See General Information, page 2.

(C.T.) Central Stand. Time (M.S.T.) Mount. Stand. Time (P.S.T.) Pacific Stand. Time.

Time from 12:01 midnight to 12:00 noon shown in light face type.

Time from 12:01 noon to 12:00 midnight shown in heavy face type.

There Are No Extra Fares on the UNION PACIFIC RAILROAD

HALF-FARE Family Travel Plan Tickets can be used for starting trips on Mondays, Tuesdays, Wednesdays and THURSDAYS. Good in sleeping cars and coaches. Can be used for return any day of week.

Between Chicago, Omaha, Denver, Ogden and San Francisco

WESTBOUND—Read Down				EASTBOUND—Read Up			
Table No. 14				Table No. 14			
The Overland Route				The Overland Route			
San Francisco Over'd 27 Daily	Stream-liner City of San Francisco 101 Daily	MILES	Elevation	Stream-liner City of San Francisco 102 Daily	San Francisco Overland 28 Daily	Footnotes for Page 32	
The Milwaukee Road				△			
	6.30	0	Lv Chicago (C.S.T.) Ill. Ar 590	11.15		(f) Stops only on signal.	
	2.45	488	Ar Omaha Neb. Lv 1033	3.00		<input type="checkbox"/> Via Cut-off; not via Cheyenne.	
UNION PACIFIC							
	10.30	0	Lv Omaha (C.S.T.) Neb. Ar 1033	2.50	7.00	△ Limited handling of checked baggage on these trains; consult agent.	
	4.30	261	Ar North Platte " Lv 2802	10.48	12.45	A See tables 24 and 30 for service between St. Louis, Kansas City, Denver and Cheyenne.	
			(Mountain Standard Time)			B Stops to let off paying passengers from Ogden and beyond; also to take for Reno and beyond.	
	3.45	281	Lv North Platte " Ar 2802	9.43	11.15	E Stops to let off paying passengers from Ogden or beyond; also to take for Sacramento or beyond.	
	8.45	807	Ar Cheyenne Wyo. Lv 6060	6.40	7.15	H Stops to let off paying passengers from Ogden or beyond; also to take for Berkeley, Stockton and beyond.	
	A4 15	0	Lv St. Louis (Wabash) (C.S.T.) Mo. Ar 480	↑	A1229	J Stops to let off paying passengers from Berkeley or beyond.	
	9.40	0	Lv Kansas City (Union Pacific) Mo. Ar 748		7.05	L Stops to let off paying passengers from Reno and beyond; also to take for Berkeley or beyond.	
	8.35	640	Lv Denver (M.S.T.) Colo. Ar 5188		6.05	M Stops to take paying passengers from Ogden or beyond; also to let off from Sacramento or beyond.	
	□	746	Ar Cheyenne Wyo. Lv 6060		□	N Stops to take paying passengers for Ogden and beyond; also to let off from Reno or beyond.	
	9.10	507	Lv Cheyenne (M.S.T.) " Ar 6060	6.30	6.00	O Stops to take on or let off paying passengers from or to Ogden or beyond.	
	8.45	990	Ar Ogden (M.S.T.) Utah Lv 4298	9.40	7.00	P Stops to take paying passengers for Ogden or beyond; also to let off from Berkeley, Stockton or beyond.	
	7.00	0	Lv Salt Lake City (M.S.T.) " Ar 4251	▲	7.45	⊕ See table 31 for service between Ogden and Salt Lake City.	
SOUTHERN PACIFIC							
	9.10	990	Lv Ogden (M.S.T.) Utah Ar 4298	9.20	6.20	⊞ Leaves and arrives from Market Street station.	
		1014	Fromontory (P.S.T.) " Ar 4219			■ Leaves and arrives from Third Street station. (C.S.T.) Central standard time.	
		1038	Lakeside (Great Salt Lake Cut-off) " Ar 4218			(M.S.T.) Mountain standard time.	
		1033	Lucin " Ar 4476			(P.S.T.) Pacific standard time.	
		1111	Montello (Pilot Peak, South) Nov. Ar 4880			◆ Mileage shown on mile posts is from Council Bluffs. See General Information, page 2.	
		1128	Cobre " Ar 5924				
		1166	Wells (Humboldt River) " Ar 5633		N		
		1184	Deeth (Ruby Range to South) " Ar 5343				
	12.53	B 1217	Elko (Elk Range to south) " Ar 5063		N		
	1.28	10.13	Carlin " Ar 4901	3.51	12.05		
		1247	Palisade (Palisade Canyon) " Ar 4846				
		1265	Beowawe (Shoshone Range) " Ar 4697				
		1297	Battle Mountain " Ar 4614				
		1339	Golconda (Hot Spgs. Range north) " Ar 4391				
		B 1356	Winnemucca (Sanoma Range, so) " Ar 4336	M	N		
		E 1389	Imlay (Star Peak Mount to west) " Ar 4199		f 9.18		
	f 4.02	E 1428	Lovelock (Humboldt River to Wells) " Ar 3992	M	N		
		E 1485	Hazen (U. S. Irrig proj. to south) " Ar 4014		M		
		1497	Fernley " Ar 4159				
	6.57	H 1530	Reno " Ar 4500	11.09	6.36		
	7.52	1555	Truckee (To Lake Tahoe) Cal. Ar 5819	P	5.24		
		1583	Soda Springs " Ar 6752				
		1607	Blue Canon (American Riv. Canyon) " Ar 4693				
		1629	Colfax " Ar 2418	O	J		
	f 10.41	1647	Auburn " Ar 1360		f 2.40		
		1652	Newcastle " Ar 960				
		1655	Penryn " Ar 628				
		1658	Loomis " Ar 402				
	11.18	1665	Roseville " Ar 162		2.14		
	11.55	7.30	Sacramento (State Capital) " Lv 35	6.35	1.42		
	12.01	7.42	Sacramento " Ar 35	6.25	1.37		
		1696	Davis " Ar 52				
	1.05	1743	Martinez (Carquinez Straits) " Ar 14		12.28		
	1.17	1749	Crockett (Benicia Vallejo) " Ar 14		12.16		
	1.39	1762	Richmond " Ar 14		11.55		
	1.52	9.20	Berkeley " Ar 18	4.45	11.45		
	2.02	9.32	Oakland (16 St.) " Ar 10	4.37	11.36		
	2.15	9.45	Oakland Pier " Ar 14	4.30	11.28		
	2.50	10.20	San Francisco (P.S.T.) Cal. Lv 6	4.00	11.00		

San Francisco, Sacramento and Los Angeles (Via Southern Pacific)

Via Valley Line

(Pacific Standard Time)

Via Coast Line

Table No. 15				Table No. 16										
60 Daily	58 Daily	52-54 Daily	51-53 Daily	57 Daily	59 Daily	74-76 Daily	94 Daily	98 Daily	90 Daily	91 Daily	99 Daily	95 Daily	75-73 Daily	
	8.30	6.15	Lv San Francisco	Cal. Ar 7.20	7.50	8.00	6.45	7.15	12.20	Lv San Francisco	Cal. Ar 4.30	5.00	5.45	7.30
	9.14	6.57	" Oakland (16th St.)	" Ar 6.31	7.03	9.03	7.49	8.06	1.50	Ar San Jose	" Lv 3.20	4.05	4.35	6.13
	10.18	7.54	Lv Martinez	" Ar 5.20	5.53									
						7.00				Lv San Francisco	" Ar 5.50		8.15	
						7.43		6.38		Lv Oakland (First St.)	" Ar 5.12		7.30	
						8.50		7.50		Ar San Jose	" Lv 4.10		6.20	
						9.15	7.56	8.18	2.25	Lv San Jose	" Ar 2.56	3.53	4.22	5.55
						10.27	9.04		4.40	" Watsonville Jct.	" Lv 1.39		3.22	4.48
						10.58	9.32	9.38	5.21	" Sallinas	" " 12.56	2.34	2.51	4.15
						2.30	12.37	12.28	9.27	Lv San Luis Obispo	" " 8.36	11.51	11.45	1.15
						4.58	3.00	2.41	12.50	Ar Santa Barbara	" " 4.45	9.39	9.15	10.34
						7.30	5.45	6.00	4.30	Ar Los Angeles	Cal. Lv 12.01	7.15	6.45	8.00

For equipment, see pages 6 to 23, inclusive.

Between Chicago, Omaha and Spokane, Portland, Tacoma and Seattle

WESTBOUND—Read Down				◆ M I L E S	Table No. 20 (Continued) The Overland Route (Pacific Standard Time)				EASTBOUND—Read Up				
Portland Rose 17 Daily	Mail and Express 11 Daily	Dome- liner 105 Daily			Ele- va- tion	Dome- liner 106 Daily	Mail and Express 12 Daily	Portland Rose 18 Daily					
5.50	7.45	10.40	1394	Lv	Huntington (P.S.T.)	Ore.	Ar	2116	1.35	5.50	8.15		
N	8.17		1415	"	Durkee (Burnt River)	"	Lv	2657		f 5.15			
N	8.44		1428	"	Pleasant Valley	"	"	3746					
7.07	9.09	11.53	1442	"	Baker (To Sumpter Valley)	"	"	3438	12.10	4.26	6.45		
N	9.21		1452	"	Haines (Blue Mountains)	"	"	3336		f 4.11	v o		
N	9.32		1462	"	North Powder (Powder River Valley)	"	"	3251		f 4.00	v o		
N	f 9.46		1471	"	Telocaset	"	"	3449			v o		
N			1481	"	Union Jct. (Grande Ronde Valley)	"	"	2718			v o		
N			1485	"	Hot Lake (Hot Springs and Sanatorium)	"	"	2708			v o		
8.40	10.35	1.05	1494	"	La Grande 72 (College of Education)	"	"	2788	11.10	3.15	5.35		
N			1513	"	Kamela	"	"	4205			v o		
N	f 11.25		1519	"	Meacham	"	"	3680			v o		
N	f 11.56		1536	"	Duncan	"	"	2306			v o		
N	f 12.13		1547	"	Gibbon (Umatilla River)	"	"	1749			v o		
N			1557	"	Cayuse (Indian Reservation)	"	"	1414			v o		
11.05	12.50	3.10	1568	Ar	Pendleton (Umatilla River)	Ore.	Lv	1069	9.08	12.55	3.00		
11.05	12.50	3.10	1568	Lv	Pendleton (Scene of annual Roundup)	Ore.	Ar	1069	9.08	12.55	3.00		
N	12.57		1572	"	Rieth	"	"	641			v o		
f 11.39	1.22		1592	"	Echo	"	"	593			v o		
f 11.45	1.29		1595	"	Stanfield	"	"	593			v o		
Spokane 19 Daily	11.59	1.45	1600	Ar	Hinkle	Ore.	Lv	610	8.30	12.10	2.10	Spokane 20 Daily	
	6.30		187	Ar	Spokane 74	Wash.	Lv	1895			7.30		
	7.30			Lv	Spokane 74	Wash.	Ar	1895			7.30		
12.40	12.40	1.55	1600	Lv	Hinkle 76	Ore.	Ar	610	8.25	12.01	1.45	1.45	
f 12.50	f 12.50	2.05	1606	"	Ordnanee	"	Lv	577		11.47	v o	H	
1.15	1.15	2.22	1620	"	Boardman (Columbia River)	"	"	252		11.32	v o	H	
M	N		1635	"	Heppner Jct.	"	"	239			v o	H	
1.48	1.48	2.51	1646	"	Arlington	"	"	225	11.05	12.47	12.47		
M	N	3.05	1654	"	Blalock	"	"	217			v o	H	
M	N		1674	"	Rufus	"	"	174			v o	H	
M	N	3.32	1680	"	Bliggs	"	"	170			v o	H	
M	N		1687	"	Cello (Falls and Indians Fishing)	"	"	159			v o	H	
3.00	3.00	4.05	1700	Ar	The Dalles (Mt. Hood to South)	Lv	99	6.50	10.05	11.40	11.40		
3.10	3.10	4.10	1700	Lv	The Dalles (Columbia River Gorge)	Ar	99	6.50	10.00	11.30	11.30		
M	N	4.31	1715	"	Mosier	"	"	103	f 6.18	9.29	10.54	10.54	
3.45	3.45	4.44	1721	"	Hood River (Mt. Adams, no.)	"	"	97			v o	H	
M	N		1734	"	Wyeth	"	"	101			v o	H	
M	N	5.15	1741	"	Cascade Locks	"	"	51		f 8.53	v o	H	
4.22	4.22	5.22	1745	"	Bonneville	"	"	42			v o	H	
M	N		1754	"	Multnomah Falls	"	"	43			v o	H	
M	N	5.52	1757	"	Bridal Veil (Bridal Veil Falls)	"	"	43			v o	H	
M	N		1761	"	Rooster Rock (Latourell Falls)	"	"	43			v o	H	
4.54	4.54	6.11	1768	"	Troutdale (Mt. St. Helens no.)	"	"	51		f 8.27	v o	H	
5.30	5.30	6.45	1784	Ar	Portland (Willamette River)	Ore.	Lv	29	5.00	8.00	9.30	9.30	

Footnotes for
Pages 34 and 35

(Continued from page 34)

① Stops to let off paying passengers from Vancouver and beyond; also to take for points beyond Seattle.

② Stops to take paying passengers for south of Tacoma.

③ Stops to let off paying passengers from Spokane and East.

Trains 407, 408, 457 and 458 carry passengers to and from East Olympia and Portland and Seattle. Bus service is only between East Olympia and Olympia, and operates daily to and from U. P. station at Olympia. Bus will handle only hand baggage for passengers, except no baggage is handled on Sunday.

Union Pacific rail tickets to or from certain stations (consul agent) are honored on Grays Harbor lines buses operating over public highway only through towns where time is shown.

Mileage shown on mile posts is from Council Bluffs. See General Information, Page 2

Between Portland, Tacoma and Seattle

All tickets over these lines are interchangeable and good on any train listed below.

Table No. 20 Continued Pacific Standard Time				Elev- ation	402 Daily	460 Daily	408 Daily	Dome- liner 458 Daily				
401 Daily	459 Daily	407 Daily	Dome- liner 457 Daily						Miles			
11.45	1.30	5.30	9.00	Lv	Portland	Ore.	Ar	29	5.45	12.20	4.30	9.15
12.09	1.49	5.49	9.21	"	Vancouver	Wash.	Ar	47	5.15	11.58	4.08	8.48
f 12.28				"	Ridgefield	"	Lv	39	f 4.55			
f 12.39				"	Woodland (Lewis River)	"	"	32	f 4.47			
f 12.53				"	Kalama	"	"	21	f 4.33	f 11.25		
1.15	2.28	6.29	10.01	"	Kelso-Longview	"	"	29	4.20	11.14	3.24	8.04
1.31			f 10.11	"	Castle Rock	"	"	42	f 3.42			
f 1.43				"	Vader	"	"	106	f 3.33	10.45		
1.58	u	u		"	Winlock	"	"	44	f 3.20			
2.08				"	Napavine	"	"	189	3.10	10.29	2.39	7.18
2.20	3.12	7.11	10.43	"	Chehalis (Gateways to)	"	Lv	188	3.00	10.22	2.32	7.11
2.30	3.23	7.21	10.53	Ar	Centralia (Grays Harbor)	"	Ar	188	2.45	10.22	2.32	7.06
2.45	3.23	7.21	10.53	Lv	Centralia 21	"	Lv	255	f 2.30			
f 2.55				"	Bucoda	"	"	288	f 2.24			
f 3.03				"	Tenino	"	"	219	f 2.09	9.58	2.08	6.52
	3.46	7.44	11.16	Ar	East Olympia 22	"	Lv	13		9.20	1.30	
		8.15	11.45	Ar	Olympia (State)	Wash.	Lv	13		10.25	2.35	
		10.40	8.1	Lv	Olympia (Capital)	Wash.	Ar	13				
				Lv	East Olympia	Wash.	Ar	219	f 2.09	9.58	2.08	6.52
				"	Nisqually	"	"	85	f 1.55			
				Lv	Stellacoom	Wash.	Lv	15	f 1.42			
				"	Tacoma (Rainier)	"	Lv	13	1.15	9.16	1.26	6.02
	4.31	8.29	12.01	Lv	Tacoma 22 (Nat'l Park)	"	Ar	13	12.55	9.12	1.22	5.57
	4.35	8.33	12.05	Lv	Puyallup	"	"	50	f 12.35			
				"	Sumner	"	"	72	f 12.28			
				"	Auburn (Army Depot)	"	"	73	12.17			
				"	Kent	"	"	43	f 12.08			
				Ar	Seattle 22 (Union Depot)	Lv	Lv	15	11.45			
	5.30	9.30	1.00	Ar	Seattle (King St. Sta.)	Wash.	Lv	15		8.20	12.30	

Portland—Chehalis—Hoquiam

Table No. 21 Pacific Standard Time				Motor Bus 408 Daily	Motor Bus 458 Daily			
407- Motor Bus Daily	457- Motor Bus Daily	Mis.	Portland	Ore.	Ar			
5.30	9.00	0	Lv	Portland	Ore.	Ar	4.30	9.15
7.30	2.30	0	"	Chehalis	Wash.	Ar	1.00	6.50
7.45	2.45	9	"	Centralia	"	Ar	12.45	6.35
		9	"	Galvin	"	Lv		
		16	"	Helsing Jct.	"	"		
		18	"	Independence	"	"		
		37	"	Saginaw	"	"		
		35	"	South Elma	"	"		
		48	Ar	Montesano	"	"	11.35	5.25
		49	"	Melbourne	"	"		
		56	"	Cosmopolis	"	"		
		59	"	Aberdeen	"	"	11.15	5.05
		63	Ar	Hoquiam	"	Lv	11.00	4.50

Portland—Seattle—Tacoma—Olympia

Table No. 22 Pacific Time				Bus- 460	Bus- 408		
407- Bus	457- Bus	Mis.	Portland	Ar	Lv		
*5.30	*9.00		Lv	Portland	Ar	*12.20	*4.30
7.44	11.18		Ar	East Olympia	Lv	9.58	2.08
*7.50	*11.20		Lv	East Olympia	Ar	*3.55	*2.00
*8.15	*11.45		Ar	Olympia	Lv	*9.20	*1.30

Table No. 22 Pacific Time				Bus- 457	423 NP		
408- Bus	460- Bus	Mis.	Seattle	Ar	Lv		
*12.30	*8.20		Lv	Seattle	Ar	*1.00	*8.20
1.26	9.16		Lv	Tacoma	Ar	12.01	6.37
2.08	9.58		Lv	East Olympia	Lv	11.16	
*2.10	*10.00		Lv	East Olympia	Ar	*11.10	
*2.35	*10.25		Ar	Olympia	Lv	*10.40	*5.00

Between St. Louis, Kansas City, Topeka, Salina and Denver

WESTBOUND—Read Down					EASTBOUND—Read UP					Kansas City - Junction City - Concordia										
Pas- senger 69-369 Daily	The Kansas 39 Daily	Port- land Rose 17 Daily	Do me- liner City of St. Louis 9 Daily	M I L E S	Table No. 24 The Overland Route					Eleva- tion	Do me- line of City of St. Louis 10 Daily	Port- land Rose 18 Daily	Pas- senger 370-70 Daily	The Kansas 40 Daily	Mixed Fht #175	Mis.	Table No. 25 (Central Time)			Mixed Fht #176
					<i>(Central Standard Time)</i>															
					St. Louis (Wab.)Mo. Ar															
					Kansas City"Ar															
4.15	11.20	11.20	4.15	0	St. Louis	480	12.29	7.35	7.35	9.45				*11.00	Lv	Kansas City	Mo. Ar	*10.30
9.10	7.05	7.05	9.10	278	Ar	748	7.30	11.59	11.59	3.55										
11.00	9.15	8.00	9.40	0	Lv	Kansas City (U. P.)	748	7.05	10.30	7.00	11.30									
A.				2	"	Kansas City	755													
A.	f 9.33			10	"	Muncie	777			f 6.22										
A.				14	"	Edwardsville	778													
A.	9.43			18	"	Bonner Springs	793				6.13									
A.	f 9.46			21	"	Loring	786			f 6.08										
A.				24	"	Lenape	787													
A.	f 9.55			28	"	Linwood	796			f 5.58										
11.49	10.15	L.	U	40	"	Lawrence 50	825	s.	9.30	5.46	10.35									
A.	f 10.26			49	"	Williamstown	850			f 5.34										
A.	10.31			52	"	Perry	850			5.29										
A.	f 10.40			56	"	Newman	861													
A.	11.05	9.08	10.47	61	"	Grantville	875			f 5.17										
A.				68	"	Topeka 52 (Kan. Capital)	880	5.49	9.00	5.10	10.05									
A.				75	"	Kiro	903													
A.	11.19			79	"	Silver Lake	913			4.51										
A.	11.26			84	"	Rossville	927			4.41										
f 1.09	11.36			92	"	St. Marys (St. Mary Col.)	956	B.		4.30	9.32									
A.	f 11.43			98	"	Belvue	958			f 4.20	9.16									
f 1.20	11.52			105	"	Wamego	987	B.		4.13	9.16									
A.	12.01			112	"	St. George	991			4.05										
A.	1.45	10.03	11.40	119	"	Manhattan 54 (State College)	1011	4.53	8.05	3.57	8.58									
A.	f 12.30			126	"	Eureka Lake	1032													
A.	f 12.36			130	"	East Funston	1048			f 3.36	f 8.41									
2.08	12.42	A.		136	"	J. Riley (Army Post)	1062	O.		3.32	8.37									
2.25	12.50	10.27	12.04	140	Ar	Ft. Junction City	1075	4.22	7.40	3.25	8.31									
2.35	1.00	10.32	12.09	140	Lv	Junction City 25	1075	4.15	7.30	3.15	8.23									
A.	1.15			152	"	Chapman	1110			2.59	8.09									
A.	1.21			159	"	Detroit (Enterprise)	1132			2.53	E.									
A.	f 1.37	N.		164	"	Ablene	1151	O.	7.05	2.48	7.58									
P.	1.42			172	"	Sand Spring	1169													
f 1.50				180	"	Solomon 26	1169			2.35	E.									
3.40	2.00	11.20	12.55	187	Ar	New Cambria 26	1196			f 2.26	7.30									
4.10	11.24	12.59	187	Lv	Salina (Smoky Hill)	1223	3.18	6.40	2.20											
4.20				199	"	Bavaria	1268			f 1.35										
4.30				201	"	Brookville	1350			1.26										
f 4.50				212	"	Carnetro	1548			f 1.10										
5.03				219	"	Kanopolis (Salt Mines)	1582			1.00										
5.15		D.	D.	224	"	Ellsworth	1534	X.	5.50	12.50										
f 5.27				232	"	Black Wolf	1564			f 12.30										
5.40				240	"	Wilson	1684	X.		12.16										
5.50				246	"	Dorrance	1726			12.04										
6.02				253	"	Bunker Hill	1858			11.56										
6.25		D.	D.	263	"	Russell	1825	X.	5.10	11.42										
6.40				272	"	Gorham	1909			11.30										
f 6.44				276	"	Walker	1941			f 11.25										
6.50				280	"	Victoria	1919			11.20										
7.10	1.06	2.37	290	"	Hays (Ft. Hays College)	1994	1.29	4.43	11.05											
8.00	1.31	3.10	303	Ar	Ellis (Cent. Stand. Time)	1914	1.16	4.25	10.45											
Set watch back one hour	12.40	2.19	303	Lv	Ellis (M't'n Stand. Time)	Ar 2114	12.06	3.15	9.15											
7.30				314	"	Ogallah	2377			f 8.35										
f 7.49				322	"	Wakeeney	2457			8.10										
8.10				334	"	Collyer	2580			f 7.33										
f 8.29				343	"	Quinter	2665	T.		f 7.20										
f 8.40				351	"	Buffalo Park	2749			f 7.07										
f 8.50				356	"	Grainfield	2814	T.		f 6.59										
f 9.01				365	"	Grinnell	2909			f 6.45										
f 9.14				371	"	Campus	2987			f 6.35										
f 9.22				376	"	Oakley 28 (See Note @)	3051	10.57	1.38	6.25										
9.50	1.53	3.30	377	"	Monument	3182			f 5.42											
f 10.03				394	"	Page City	3239			f 5.30										
f 10.13				399	"	Winona	3324			f 5.20										
f 10.20				408	"	McAllaster	3158	T.		f 5.05										
f 10.32				421	"	Wallace	3312			f 4.47										
f 10.49				430	"	Sharon Springs	3442	10.10	12.50	4.30										
11.30	2.44	4.19	442	"	Weekan	Kan. Colo. 3843			f 3.15											
12.37				463	"	Cheyenne Wells	4280			f 2.40										
f 12.53				474	"	First View (Rocky Mts)	4577	T.		f 2.20										
1.17				488	"	Kit Carson (directly west)	4286			1.55										
f 1.35				500	"	Wild Horse	4459			f 1.30										
f 1.45				508	"	Aroya	4557			f 1.19										
f 1.59				518	"	Boyer	4734			f 1.05										
2.42	4.20	5.55	536	"	Hugo	5034	8.30	11.02	12.40											
f 3.12	4.39	6.18	551	"	Limon	5355	8.11	10.43	11.40											
f 3.22			557	"	River Bend	5493			f 11.15											
f 3.37			567	"	Buick	5602			f 10.59											
f 3.44			572	"	Agate (Antelope Range)	5457			f 10.50											
4.01			584	"	Deer Trail	5185			10.30											
f 4.27			597	"	Byers	5202			f 10.08											
f 4.35			603	"	Strasburg	5381			f 9.59											
f 4.45			609	"	Bennett	5484			f 9.51											
f 5.01			618	"	Watkins (Rocky Mts)	5523			f 9.39											
6.15	6.30	8.05	640	Ar	Denver 17 (16 miles west.)	Lv 5188	6.40	9.15	8.15											

Between Salt Lake City, Ogden, Pocatello, West Yellowstone and Butte

WESTBOUND—Read Down				EASTBOUND—Read Up									
Table No. 36 The Overland Route For other trains between Salt Lake and Ogden see Table No. 31. (Mountain Standard Time)				Cache Junction—Logan—Preston									
	Yellowstone Special #35 Daily	Northwest Special Daily	Butte Special 29-481 Daily	MILES	Station	Elevation	Butte Special 482-30 Daily	Northwest Special 34 Daily	Yellowstone Special #36 Daily	Mixed #303	Mls.	Table No. (Mountain Time) 37	Mixed #304
	8.00	5.30	7.00	0	Lv Salt Lake City 1, 2, 3, 20, 31, 38...	Utah	Ar 4251	7.45	9.45	7.00			
	8.55	6.20	7.55	36	Ar Ogden 1, 2, 3, 4, 31, 38.		Lv 4298	6.55	8.50	6.00			
	9.10	6.45	8.30	0	Lv Ogden (Ogden Canyon)		Ar 4298	6.35	8.30	5.40			
	E. B.	B.	B.	9	Ar Hot Springs (Mineral Springs)		" 4274	A.	B.	H.			
	E. B.	B.	B.	14	Ar Willard (Great Salt Lake to west)		" 4265	A.	B.	H.			
	9.45	7.17	9.05	21	Ar Brigham City 38. Wasatch Mts. to east		" 4306	6.05	7.58	4.58			
	E. B.	B.	B.	30	Ar Honeyville.		" 4266	A.	B.	H.			
	E. B.	B.	B.	36	Ar Dewey (Bear River)		" 4324	A.	B.	H.			
	E. B.	B.	B.	40	Ar Collinston (Bear River Canyon)		" 4416	A.	B.	H.			
	E. B.	B.	B.	45	Ar Wheelon.		" 4445	5.20	7.15	4.15			
	10.30	7.57	9.46	49	Ar Cache Junction 37.		" 4461	A.	7.03	H.			
	E. B.	B.	B.	57	Ar Trenton.		" 4481	f 5.00	6.58	H.			
	E. B.	B.	B.	61	Ar Cornish.		" 4522	A.	B.	H.			
	E. B.	B.	B.	62	Ar Utida (Utah-Idaho boundary)		" 4605	A.	6.52	H.			
	E. B.	B.	B.	65	Ar Weston.	Idaho	" 4746	f 4.49	6.44	f 3.42			
	f 11.04	8.30	f 10.13	71	Ar Dayton (Battle Creek Butte to east)		" 4747	A.	B.	H.			
	E. B.	B.	B.	78	Ar Clifton.		" 4748	A.	B.	H.			
	E. B.	B.	B.	81	Ar Oxford.		" 4779	A.	B.	H.			
	E. B.	B.	B.	84	Ar Swan Lake (Red Rock Pass).		" 4854	4.25	6.18	f 3.15			
	f 11.35	9.01	f 10.40	95	Ar Downey (Oxford Peak to east)		" 4795	A.	B.	H.			
	E. B.	B.	B.	100	Ar Virginia.		" 4735	A.	6.05	H.			
	E. B.	B.	B.	105	Ar Arimo.		" 4751	4.05	5.55	2.55			
	12.05	9.30	f 11.00	111	Ar McCammon 20 (Columnar basalt).		" 4751	4.05	5.55	2.55			
	12.05	9.30	f 11.00	111	Ar McCammon.		" 4625	3.48	5.41				
	f 9.38	10.00	f 11.30	134	Ar Pocatello 20 (Portneuf River)		" 4463	3.30	5.25	2.25			
	f 12.40	10.55	12.10	134	Ar Pocatello.		" 4463	2.45	4.30	1.55			
	f 1.05	11.09	12.29	140	Ar Tyhee. Ft. Hall Indian Reservations-Bannocks and Shoshones		" 4447		4.00				
	f 11.27	11.17	12.29	146	Ar Fort Hall.		" 4466		f 3.53				
	f 11.37	11.31	12.41	158	Ar Blackfoot 56.		" 4500	1.47	3.38	12.58			
	f 1.37	12.02	f 1.02	169	Ar Firth (Snake River).		" 4568		3.24				
	12.13	f 1.08	1.25	176	Ar Shelley (S Buttes west, Caribou Pk. north)		" 4627	1.23	3.15				
	2.20	12.40	f 1.25	185	Ar Idaho Falls 39, 40, 57, 58.		" 4708	→ 1.00	3.00	12.15			
	2.45	6.00	8.00	0	Lv Idaho Falls.	Idaho	Ar 4708	6.00	11.55				
	4.24	K.	8.00	51	Ar St. Anthony 57, 58 (Snake River).		" 4971	K.	f 10.30				
	7.30			51	Ar Ashton 39, 40 (Grand Teton Nat Park).		" 5255	3.30	10.05				
				107	Ar W. Yellowstone 39 (West Entrance to See Table No. 39) Yellowstone Park.	Mont.	Lv 6665		7.30				
	1.35	185	Lv	185	Ar Idaho Falls (Falls in Snake River).	Idaho	Ar 4708	12.50					
	f 1.44	191	Lv	191	Ar Payne.		" 4745	f 12.38					
	f 1.50	197	Lv	197	Ar Bassett.		" 4770	f 12.32					
	f 1.57	202	Lv	202	Ar Roberts.		" 4775	12.26					
	2.15	217	Lv	217	Ar Hamer.		" 4802	12.08					
	2.22	223	Lv	223	Ar Camas.		" 4816	12.02					
	2.36	235	Lv	235	Ar Dubois.		" 5149	11.48					
	2.55	248	Lv	248	Ar Spencer (Beaver Canyon).		" 5883	11.27					
	3.12	258	Lv	258	Ar Humphrey.		" 6512	11.03					
	f 3.25	265	Lv	265	Ar Monida (Idaho-Mont. boundary).	Mont.	" 6798	10.59					
	f 3.35	273	Lv	273	Ar Snowline.		" 6564	f 10.44					
	3.45	280	Lv	280	Ar Lima.		" 6258	10.35					
	3.55	280	Lv	280	Ar Lima.		" 6258	10.25					
	4.09	288	Lv	288	Ar Dell.		" 6014	10.13					
	f 4.17	294	Lv	294	Ar Kidd.		" 5819	f 10.04					
	f 4.39	307	Lv	307	Ar Armstead (To Salmon City).		" 5495	9.48					
	f 4.48	313	Lv	313	Ar Grayling.		" 5388	f 9.36					
	f 4.58	320	Lv	320	Ar Barratts.		" 5258	f 9.25					
	f 5.12	328	Lv	328	Ar Dillon (State Normal College).		" 5096	f 9.01					
	f 5.21	334	Lv	334	Ar Bond.		" 5164	f 8.54					
	f 5.29	340	Lv	340	Ar Apex.		" 5427	f 8.54					
	f 5.45	348	Lv	348	Ar Navy.		" 5000	f 8.38					
	f 6.00	359	Lv	359	Ar Melrose. Phosphate Beds Fossil remains South		" 5183	8.23					
	f 6.11	365	Lv	365	Ar Quinn.		" 5294	f 8.12					
	f 6.23	370	Lv	370	Ar Divide.		" 5397	f 8.02					
	f 6.33	375	Lv	375	Ar Woodin.		" 5575	f 7.54					
	f 6.45	381	Lv	381	Ar Feely.		" 5814	f 7.45					
	f 6.54	385	Lv	385	Ar Buxton.		" 5519	f 7.38					
	7.10	390	Ar	390	Ar Silver Bow.		" 5338	7.30					
	7.25	397	Ar	397	Ar Butte (Largest mining camp on earth).		" 5490	7.15					

Footnotes for Page 38

- * Daily. (f) Stops only on signal. † Daily except Sunday.
- A Stops to let off paying passengers from beyond Pocatello.
- B Stops to take on or let off passengers.
- E Stops to let off paying passengers; also to take for Idaho Falls or beyond.
- H Stops to take paying passengers; also let off from Idaho Falls or beyond.
- K Local mixed passenger service available between Idaho Falls, Ashton and Victor. Consult agent for time of stops at intermediate stations.
- Nos. 35 and 36 between Salt Lake and West Yellowstone, and nos. 47 and 48 between Ashton and Victor, operate only during Yellowstone and Grand Teton Park summer season about June 18 through September 6.
- Local freight with combination coach-baggage car.

Union Pacific Branch Lines

Portland and Spokane Short Line

See Page 42 for additional bus service. Rail tickets honored.

18-20 Daily	Mls.	Table No. 74 (Pacific Time)	19-17 Daily
9.30	0	Lv Portland, Ore. Ar	5.30
10.54	63	" Hood River, " " Lv	3.45
11.40	84	" The Dalles, " " " "	3.10
12.47	138	" Arlington, " " " "	1.48
1.45	184	Ar Hinkle, " " Lv	12.40
2.20	184	Lv Hinkle, " " Ar	11.45
2.55	212	Ar Wallula, Wash. Lv	11.00
2.55	236	" Page, " " " "	
2.55	253	" Scott, " " " "	
2.55	260	" Ruxby, " " " "	
4.05	267	Ar Ayer, " " Lv	9.57
4.05	267	Lv Ayer, " " Ar	9.57
5.05	289	Ar Hooper Jct., " " Lv	
5.05	310	" Marengo, " " " "	8.45
6.02	354	" Cheney, " " " "	7.52
6.02	361	" Marshall, " " " "	
6.30	370	Ar Spokane, Wash. Lv	7.30

Portland — Pendleton — Walla Walla

See Page 42 for additional bus service. Rail tickets honored.

18-Bus Daily	12-Bus Daily	106-Bus Daily	Mls.	Table No. 75 (Pacific Time)	Bus-17 Daily	Bus-105 Daily	Bus-11 Daily
9.30	8.00	5.00	0	Lv Portland, Ore. Ar	5.30	7.30	6.45
10.54	9.29	6.18	63	" Hood River, " " Lv	3.45	6.01	4.44
11.40	10.05	6.50	84	" The Dalles, " " " "	3.00	5.30	4.05
12.47	11.05		138	" Arlington, " " " "	1.48		2.51
2.10	12.10	8.30	184	" Hinkle, " " " Lv	11.59	3.50	1.45
3.00	12.55	9.08	215	Ar Pendleton, " " Ar	11.05	3.10	12.50
7.00	2.00	9.15	0	Lv Pendleton, " " Lv	8.45	11.25	12.45
8.25	3.30	10.30	47	Ar Walla Walla, Wn. Lv	7.30	10.00	11.20
			0	Lv Walla Walla, Wn. Ar			
			7	" Garrett, " " " "			
			7	" Whitman, " " " "			
			11	" Lowden, " " " "			
			16	" Touchet, " " " "			
			23	Lv Reese, " " " "			
			31	Ar Wallula, Wash. Lv			

Portland — Hinkle — Yakima

Portland — Pullman — Moscow

See Page 42 for additional bus service. Rail tickets honored.

18-20 Daily	18-20 Daily	61-19-17 Daily	Mls.	Table No. 76 (Pacific Time)	63-19-17 Daily	
9.30	9.30	5.30	0	Lv Portland, Ore. Ar	5.30	
10.54	10.54	3.45	63	" Hood River, " " Lv	3.45	
11.40	11.40	3.10	84	" The Dalles, " " " "	3.10	
12.47	12.47	1.48	138	" Arlington, " " " "	1.48	
1.45	1.45	12.40	184	Ar Hinkle, " " Lv	12.40	
2.20	2.20	11.45	0	Lv Hinkle, 75, Ore. Ar	11.45	
2.55	2.55	11.00	28	Ar Wallula, Wash. Lv	11.00	
3.50		10.15	0	Lv Wallula, Wash. Ar	10.15	
4.20		9.45	16	Ar Kennewick, " " Lv	9.45	
A.		8.00	69	" Sunnyside, " " " "	8.00	
6.11		7.21	81	" Zillah, " " " "	7.21	
6.19		7.14	84	" Buena, " " " "	7.14	
7.00		6.45	101	Ar Yakima, " " Lv	6.45	
			28	Lv Wallula 74, 75 " Ar	11.00	
			81	Ar Ayer 74, " " Lv	9.57	
			81	Lv Ayer, " " Ar	9.05	
			93	" Tucannon, " " " "	8.39	
			98	Ar Riparia 77, " " Lv	8.30	
			98	Lv Riparia, Wash. Ar	8.30	
			f 6.01	103	" Canyon, " " " "	f 8.18
			f 6.17	111	" Hay, " " " "	f 8.00
			f 6.37	122	" La Crosse, " " " "	f 7.36
			f 6.54	133	" Winona, " " " "	f 7.19
			f 7.04	138	" Endicott, " " " "	f 7.09
			f 7.19	149	" Diamond, " " " "	f 6.49
			f 7.40	158	Ar Colfax, " " Lv	6.30
			f 7.42	158	Lv Colfax, " " Ar	6.30
			f 1.62	" Risbeck, " " " "	f 6.10	
			f 8.05	168	" Shawnee, " " " "	f 6.10
			8.13	171	" Albion, " " " "	6.03
			8.33	177	" Pullman, Wash. " "	5.50
			8.50	186	Ar Moscow 85, Ida. Lv	5.30

Portland — Ayer — Lewiston

See Page 42 for supplemental bus service. Rail tickets honored.

18-20 Daily	Mls.	Table No. 77 (Pacific Time)	73-19-17 Daily
9.30	0	Lv Portland, Ore. Ar	5.30
1.45	184	Ar Hinkle, " " Lv	12.40
2.20	184	Lv Hinkle, " " Ar	11.45
2.55	0	Lv Wallula, Wash. Lv	11.00
4.05	53	Ar Ayer, " " Lv	9.57
4.45	0	Lv Ayer, " " Ar	8.55
5.20	17	Ar Riparia, " " Lv	8.20
		Camas Prairie R. R.	
5.20	0	Lv Riparia 76, Wash. Ar	8.20
f 5.44	15	" Central Ferry, " " Lv	f 7.52
f 5.58	24	" Penawawa, " " " "	f 7.37
f 6.04	29	" Swift, " " " "	f 7.31
f 6.09	32	" Schultz, " " " "	f 7.26
f 6.15	36	" Almeta, " " " "	f 7.21
f 6.23	43	" Wawawai, " " " "	f 7.11
f 6.30	44	" Crum, " " " "	f 7.09
f 6.40	50	" Bishop, " " " "	f 6.51
f 6.47	55	" Indian, " " " "	f 6.54
f 6.57	62	" Moses, " " " "	f 6.43
f 7.02	66	" Wilma, " " " "	f 6.38
7.15	72	Ar Lewiston, Ida. Lv	6.30
		Camas Prairie R. R.	
	0	Lv Lewiston 76, Ida. Ar	
	9	" North Lapwal, " " Lv	
	10	" Spalding, " " " "	
	14	" Arrow, " " " "	
	27	" Lenore, " " " "	
	34	" Peck, " " " "	
	43	" Orofino, " " " "	
	51	" Greer, " " " "	
	58	" Pardee, " " " "	
	65	" Kamiah, " " " "	
	73	" Kookkia, " " " "	
	76	Ar Stites, " " Lv	
		Camas Prairie R. R.	
	72	Lv Lewiston 76, " " Ar	
	81	" North Lapwal, " " Lv	
	82	" Spalding, " " " "	
	86	" Lapwal, " " " "	
	88	" Sweetwater, " " " "	
	92	" Jacques, " " " "	
	94	" Culesac, " " " "	
	108	" Ruebens, " " " "	
	112	" Craig Jct., " " " "	
	117	" Craigmont, " " " "	
	123	" Ferdinand, " " " "	
	142	" Cottonwood, " " " "	
	142	" Fenn, " " " "	
	149	Ar Grangeville 76, Ida. Lv	

Spokane — Tekoa — Wallace

Mixed Fht. 391	67 Daily	Mls.	Table No. 79 (Pacific Time)	68 Daily	Mixed Fht. 392
3.30	8.15	0	Lv Spokane 74, Wash. Ar	4.50	7.20
	8.30	7	" Dishman, " " Lv	4.34	
	f 8.34	10	" Chester, " " " "	f 4.29	
	8.45	16	" Mica, " " " "	f 4.17	
	f 8.50	19	" Freeman, " " " "	f 4.11	
f 4.45	9.00	22	" Manito, " " " "	4.05	f 6.15
f 5.10		27	" Rockford, " " " "		f 5.55
f 5.55		34	" Fairfield, " " " "		f 5.15
f 6.20		42	" Latah, " " " "		f 4.50
6.50		49	Ar Tekoa, " " Lv	4.30	
		49	Lv Tekoa, " " Ar		
	9.35	65	" Plummer Jct., Ida. " "	3.30	
	9.50	72	" Chatcolet, " " " "	f 3.12	
	f	75	" O'Gara, " " " "		
	10.09	80	" Harrison, " " " "	2.52	
	10.16	83	" Springston, " " " "	2.43	
	f	88	" Black Lake, " " " "	f	
	10.34	95	" Lane, " " " "	2.22	
	10.40	99	" Rose Lake, " " " "	2.14	
	f	101	" Dudley, " " " "	f	
	10.55	107	" Cataldo, " " " "	f 1.57	
	11.03	112	" Enaville, " " " "	1.53	
	f 11.07	113	" Pine Creek, " " " "	f 1.47	
	11.30	119	" Kellog-Wardner, " " " "	1.38	
	f	122	" Shont, " " " "	f	
	11.43	125	" Osburn, " " " "	f 1.21	
	11.59	130	Ar Wallace, Ida. Lv	1.15	

Denver — Hinkle — Yakima

See Page 42 for additional bus service. Rail tickets honored.

17-64 Daily	Mls.	Table No. 78 (Pacific Time)	63-18 Daily
7.00	0	Lv Denver, Colo. Ar	8.45
3.45	174	" Green River, Wyo. Lv	12.35
10.35	418	" Pocatello, " " " "	5.35
3.45	651	" Boise, " " " "	11.55
11.59	958	Ar Hinkle, " " Lv	2.10
2.55	958	Lv Hinkle, " " Ar	11.10
3.40	986	Lv Wallula, Wash. Lv	10.15
3.50	0	Lv Wallula, Wash. Ar	10.15
f 4.00	9	" Villard, " " " "	f 10.00
4.20	16	" Kennewick, " " " "	9.45
4.57	39	" Benton City, " " " "	8.57
f 5.19	53	" North Prosser, " " " "	f 8.34
5.35	60	" Grandview, " " " "	8.22
5.44	86	Ar Midvale, " " Lv	8.10
A.	69	Ar Sunnyside, Wash. Lv	8.00
A.	69	Lv Sunnyside, Wash. Ar	7.55
5.44	66	Lv Midvale, Wash. Ar	7.45
f 5.51	70	" Emerald, " " " "	f 7.38
f 6.00	76	" Granger, " " " "	f 7.29
6.11	81	" Zillah, " " " "	7.21
6.19	84	" Buena, " " " "	7.14
f 6.26	87	" Sawyer, " " " "	f 7.09
f 6.33	89	" Donald, " " " "	f 7.04
f 6.43	93	" Parker, " " " "	
7.00	101	Ar Yakima, Wash. Lv	6.45

Footnotes for Page 41

- * Daily. (f) Stops only on signal.
 - ▲ Local freight; caboose for passengers.
 - ◆ Northwest Greyhound Lines. Rail tickets honored.
 - ▲ Leave and arrive East Spokane station.
 - ⊙ Train 391 daily except Sunday.
 - ⊙ Train 392 daily except Monday.
 - A Passengers to or from Sunnyside are handled via Grandview on Northwest Greyhound Bus Line.
 - B Busses run via these stations only when there are passengers to or from Walla Walla or beyond.
 - C Stops to left off paying passengers from Hinkle or beyond.
 - K Freight service only.
 - N Stops to take on paying passengers for Hinkle and beyond.
 - T Bus station is at East Parker.
- Time from 12:01 midnight to 12:00 noon shown in light face type.
- Time from 12:01 noon to 12:00 midnight shown in heavy face type.
- Figures opposite junction points refer to tables showing diverging trains.

for fast delivery

SHIP IT



America's fast trains
assure rapid and al-
ways reliable service.

... safe, swift, sure



Connecting Bus Service

Portland — Umatilla — Spokane
Pendleton — Umatilla — Spokane

		Motor Bus Daily	Motor Bus Daily	Mis.	Table No. 83 (Pacific Time)		Motor Bus Daily	Motor Bus Daily
		7.15	12.15	0	Lv	Portland	Ore. Ar	6.45 12.40
		11.40	4.35	183	Ar	Umatilla	Ore. Lv	2.15 8.30
		11.50	4.45	183	Lv	Umatilla	Ore. Ar	2.05 8.20
		12.50	5.30	220	Ar	Pendleton	Ore. Lv	1.15 7.30
		12.10	5.30	183	Lv	Umatilla	Ore. Ar	1.40 8.10
		4.40	10.00	375	Ar	Spokane	Wash. Lv	9.15 3.30

Pendleton — Spokane

		Motor Bus Daily	Motor Bus Daily	Motor Bus Daily	Motor Bus Daily	Mis.	Table No. 84 (Pacific Time)				
7.15	2.00	9.15	7.00	0	Lv	Pendleton	Ore. Ar	12.45	6.30	8.45	11.25
H.S.	2.20	H.S.	13	"	"	Adams	"	12.27	H.S.	H.S.	
7.42	2.30	9.42	7.30	18	"	Athena	"	12.18	6.03	8.18	10.58
7.47	2.35		7.35	22	"	Weston	"	12.13	5.58		10.53
8.05	2.55	10.05	7.55	37	"	Milton	"	11.55	5.40	7.55	10.35
8.15	3.05		8.00	39	"	Freewater	Ore.	11.45	5.30		10.25
8.35	3.30	10.30	8.25	47	Ar	Walla Walla	Wash. Lv	11.20	5.10	7.30	10.00
9.00	3.50	9.15	8.40	47	Lv	Walla Walla	Wash. Ar	11.05	3.10	8.05	9.40
9.45	4.10	10.00	9.30	92	"	Dayton	"	10.13	2.15	7.18	8.50
10.15	5.40	10.30	10.00	101	Ar	Dodge Jet	"	9.45	1.45	6.45	8.20
10.15		10.30	10.30	111	Lv	Dodge Jet	"		1.45	6.45	
10.35		10.50	10.50	114	Lv	Pomeroy	"		1.24	6.24	
11.20		11.40	11.40	144	"	Clarkston	Wash.		12.35	5.35	
11.25		11.45	11.45	148	Ar	Lewiston	Ida.		12.30	5.30	
	5.10		10.00	110	Lv	Dodge Jet	Wash. Ar	9.45			8.20
	6.15		11.10	146	Ar	Colfax	"	8.40			7.10
	6.25		11.20	146	Lv	Colfax	Wash. Ar	8.30			7.00
	7.08		12.03	174	Ar	Rosalia	"	7.45			6.15
	7.55		12.50	207	Ar	Spokane	Wash. Lv	7.00			5.30

Walla Walla — Yakima

		Motor Bus Daily	Motor Bus Daily	Motor Bus Daily	Motor Bus Daily	Mis.	Table No. 84a (Pacific Time)				
11.50	8.30	8.45	3.35	0	Lv	Walla Walla	Wash. Ar	5.00	8.45	9.05	12.55
1.15	10.00	10.05	4.50	48	Lv	Kennewick	"	3.45	7.35	7.50	11.45
2.45	11.30	11.49	6.25	96	Lv	Sunnyside	"	1.55	5.50	6.15	10.25
4.00	12.55	1.00	7.40	132	Ar	Yakima	"	12.30	4.20	5.10	9.15

Spokane — Moscow — Lewiston

		Motor Bus Daily	Motor Bus Daily	Motor Bus Daily	Motor Bus Daily	Mis.	Table No. 85 (Pacific Time)				
7.30	6.15	10.50	7.15	0	Lv	Spokane	Wash. Ar	11.25	3.30	6.10	9.20
8.15	6.02	11.35	8.03	33	Ar	Rosalia	"	10.39	2.43	5.22	8.32
8.15		11.35		33	Lv	Rosalia	"		2.43		8.32
9.00		12.20		61	Ar	Colfax	"		2.00		7.50
9.25		1.00		78	Ar	Pullman	"		1.20		7.20
	6.02		8.03	33	Lv	Rosalia	"	10.39		5.22	
	6.17		8.22	45	"	Oakdale	"	10.20		5.05	
	6.35		8.49	57	"	Garfield	"	10.00		4.45	
	7.15		9.30	81	Ar	Pullman	"	9.25		4.00	
9.25	7.10	1.00	9.30	91	Lv	Pullman	Wash. Ar		1.20	4.00	7.20
9.40	7.30	1.20	9.45	91	Ar	Moscow	Ida. Lv		1.05	3.45	7.05
	7.30	1.00	9.30	91	Lv	Pullman	Wash. Ar	9.22			6.00
10.35	8.25	2.20	10.40	113	Ar	Lewiston	Ida. Lv	8.30	12.05	2.45	6.00

The Dalles — Bend

		Motor Bus Daily	Motor Bus Daily	Mis.	Table No. 86 (Pacific Time)				Motor Bus Daily	Motor Bus Daily
		6.30	3.25	0	Lv	The Dalles	(Bus Depot) Ore. Ar	3.10	11.45	
		7.45		69	"	Maupin	"	1.45		
		9.05	7.00	199	"	Madras	"	12.27	8.45	
		9.35		143	"	Terrebonne	"	f	f	
		9.50	7.40	148	"	Redmond	"	11.55	7.45	
		10.10	8.05	165	Ar	Bend	"	11.30	7.20	

Biggs — Shaniko

		Motor Bus Daily	Motor Bus Daily	Mis.	Table No. 87 (Pacific Time)				Motor Bus Daily	Motor Bus Daily
		3.25		0	Lv	The Dalles	(Bus Depot) Ore. Ar	11.45		
		4.00		0	Lv	Biggs Junction	"	11.10		
		4.20	9	"	"	Wasco	"	10.50		
		4.32	27	"	"	Moro	"	10.35		
		4.47	38	"	"	Grass Valley	"	10.20		
		5.05	52	"	"	Kent	"	10.05		
		5.20	69	Ar	Shaniko	"	9.45			

Fremont — Lincoln

		Motor Bus Daily	Motor Bus Daily	Mis.	Table No. 88 (Central Time)				Motor Bus Daily	Motor Bus Daily
		6.40	10.45	Lv	Fremont	Neb. Ar	9.05	5.35		
		7.20	11.25	Lv	Wahoo	"	8.25	4.55		
		7.40	11.45	Lv	Ceresco	"	8.05	4.35		
		8.15	12.20	Ar	Lincoln	"	7.30	4.00		

Columbus — Lincoln

		Motor Bus Daily	Motor Bus Daily	Mis.	Table No. 89 (Central Time)				Motor Bus Daily	Motor Bus Daily
		9.20	7.45	Lv	Columbus	Neb. Ar	7.30	2.50		
		9.50	8.10	"	Schuyler	"	7.05	2.20		
		10.20	8.40	"	David City	"	6.40	1.50		
		11.05	9.15	"	Seward	"	6.00	1.10		
		11.50	10.00	Ar	Lincoln	"	5.15	12.25		

Grand Island — Hastings

Via Yellow Diamond Lines—Rail Tickets Honored

		Motor Bus Daily	Motor Bus Daily	Motor Bus Daily	Motor Bus Daily	Motor Bus Daily	Mis.	Table No. 90 (Central Time)				Motor Bus Daily	Motor Bus Daily	Motor Bus Daily	Motor Bus Daily
10.00	7.15	4.40	12.15	8.00	Lv	Grand Island	Ar	7.50	11.30	3.55	6.20	9.25			
10.15	7.30	5.00	12.30	8.25	"	Doniphan	Lv	7.30	11.15	3.25	5.55	9.00			
10.30	7.45	5.10	12.45	8.35	"	Hansen Corner	Lv	7.15	11.00	3.15	5.45	8.50			
10.45	8.00	5.30	1.00	8.50	Ar	Hastings	Lv	7.00	10.45	3.00	5.30	8.40			

Cheyenne — Denver

		Motor Bus Daily	Motor Bus Daily	Motor Bus Daily	Motor Bus Daily	Motor Bus Daily	Mis.	Table No. 91 (Mountain Time)				Motor Bus Daily	Motor Bus Daily	Motor Bus Daily	Motor Bus Daily
10.45	9.35	5.15	2.15	Lv	Cheyenne	Wyo. Ar	8.00	11.15	9.15	4.00					
11.55	10.40	6.30	3.30	Lv	Greeley	Colo. Lv	6.50	9.50	8.05	2.50					
1.20	12.10	8.00	5.00	Ar	Denver	Colo. Lv	5.30	8.30	6.45	1.30					

Spokane — Grand Coulee Dam

Via Okanogan Valley Bus Lines (Pacific Time)

		5.00	Lv	Spokane	Ar	1.00
		7.20	Ar	Grand Coulee Dam	Lv	10.40

Las Vegas — Tonopah

Via Las Vegas-Tonopah-Reno Stage Line (Pacific Time)

		8.00	9.30	Lv	Las Vegas	Nev. Ar	6.00	10.55
		12.42	2.27	Ar	Tonopah	Nev. Lv	1.40	6.50

Footnotes for Page 42

○ Overland Greyhound Lines—Rail tickets honored.

■ Capitol Stages—Rail tickets honored.

● Pacific Trailways—Rail tickets honored.

† Daily except Sunday.

(f) Stops only on signal.

(H. S.) Highway Stop.

■ Northwest Greyhound Lines—Rail tickets honored.

UNION PACIFIC TRAINS USE THESE STATIONS

Boise, Idaho: Union Pacific Station.
Butte, Montana: Union Station, 820 East Front Street.Cheyenne, Wyoming: Union Pacific Station, 15th Street at Capitol Avenue.
Chicago, Illinois: Union Station, Canal Street and Jackson Boulevard.

Denver, Colorado: Union Station, Foot of Seventeenth Street.

Kansas City, Mo: Union Station, Main Street and Union Station Plaza.

Los Angeles, Calif: Los Angeles Union Passenger Terminal, Alameda and Aliso Streets.

Oakland, Calif: Southern Pacific 16th Street Station, Foot of 16th Street.
Oakland Pier, Calif: Southern Pacific Terminal.

Ogden, Utah: Union Station, 25th and Wall Streets.

Olympia, Wash: Union Pacific Station, Corner 4th Avenue and Adams Street.

Omaha, Nebraska: Union Station, 10th and Marcy Streets.

Pendleton, Oregon: Union Pacific Station, Corner Main and Frazer Sts.

Pocatello, Idaho: Union Pacific Station, Foot of West Bonneville Street.

Portland, Oregon: Union Station, Sixth and Johnson Streets.

Riverside, Calif: Union Pacific Station, 7th and Vine Streets.

San Bernardino, Calif: Union Station, West Third Street.

San Francisco, Calif: Ferry Depot, Foot of Market Street.

Salina, Kansas: Union Station, 400 North 13th Street.

Salt Lake City, Utah: Union Pacific Station, South Temple and Third West Streets.

Seattle, Wash: Union Station, 4th Avenue, South, and Jackson Street.

Spokane, Wash: Union Station, Corner Trent Avenue between Stevens and Washington Streets.

St. Louis, Mo: Union Station, 18th and Market Streets.

Tacoma, Wash: Union Station, 1713 Pacific Avenue.

Topeka, Kansas: Union Pacific Station, Railroad and North Jackson Streets.

Yakima, Wash: Union Pacific Station, West Yakima and South Second Ave.

Connections at Denver

19		17		1		D & R G W		2		18		20		C & S—A T & S F				2-22		13-130		16-28-1-102		8-28			
8.30	8.40	9.00	Lv	Denver	Ar	2.50	7.00	7.00	8.00	6.00	11.30	12.01	Lv	Denver	Ar	7.00	10.30	12.30	5.48						
Via	Via	10.45	Lv	Colorado Springs	Ar	1.05	Via	Via	9.58	7.45	1.16	1.40	Ar	Colorado Springs	Lv	5.15	8.46	10.45	4.08						
Moffat	Moffat	12.15	Ar	Pueblo	Ar	12.05	Moffat	Moffat	10.50	8.35	2.06	2.28	Ar	Pueblo	Lv	4.15	7.40	9.45	3.07						
Tunnel	Tunnel	1.23	Ar	Canon City	Ar	10.40	Tunnel	Tunnel					Ar	Oklahoma City	Lv				6.00						
Route	Route	3.15	Ar	Salida	Ar	8.50	Route	Route					Ar	Aramillo	Lv	9.12									
		4.06	Ar	Buena Vista	Ar	8.00							Ar	Wichita Falls	Lv	4.35									
		5.04	Ar	Malta	Ar	7.16							Ar	Ft. Worth	Lv	2.00			2.05						
		8.17	Ar	Glenwood Sprgs.	Ar	4.05	1.40	11.55					Ar	Dallas	Lv	1.00			12.45						
		2.45	Ar	Grand Junction	Ar	2.00	11.58	9.00					Ar	Houston	Lv										
		5.30	Ar	Thompson	Utah	10.45	R.																			
		R.	Ar	Green River	Ar	10.11																				
			Ar	Colo.	Ar	8.55																				
			Ar	Thistle	Ar	6.55																				
			Ar	Springville	Ar	6.34																				
			Ar	Provo	Ar	6.27	6.52																			
			Ar	Salt Lake City	Lv	5.30	6.00																			

Connections at Spokane and Butte

2-288		26		N. P.		25		282-1		The Milwaukee Road				15	
		8.35	10.45	Lv	Spokane	Ar	10.45	8.45						
		3.15	5.08	Ar	Missoula	Lv	6.18	3.55						
		6.45	7.30	Ar	Butte	Lv	3.54	12.05						
236-2		26		N. P.		25		1-235		The Milwaukee Road				15	
		6.55	7.35	Lv	Butte	Mont.	Ar	3.49	11.50					
		10.05	10.08	Ar	Bozeman	Ar	1.21	8.34						
		11.00	10.46	Ar	Livingston	Ar	12.35	7.30						
		1.45	12.53	Ar	Billings	Ar	10.28	4.25						
		5.27	3.44	Ar	Miles City	Ar	7.27	12.35						
		9.53	7.12	Ar	Dickinson	N. D.	4.00	8.10						
		11.58	9.02	Ar	Mandan	Ar	2.11	5.57						
236-4		Great Northern		3-235											
		12.50	Lv	Butte	Mont.	Ar	12.10							
		3.05	Ar	Helena	Ar	9.53								
		5.30	Ar	Great Falls	Ar	7.30								
		11.10	Ar	Fort Benton	Ar	6.45								
		1.20	Ar	Havre	Ar	3.50								
		9.25	Ar	Williston	N. D.	9.20								
		11.35	Ar	Minot	Ar	7.30								

Connections at Los Angeles

80		78		76		74		72		70		A. T. & S. F.				71		73		77		79		81	
11.15	8.00	4.30	12.30	9.00	7.45	Lv	Los Angeles	Cal.	Ar	8.00	11.30	1.45	6.35	9.30	12.32									
11.45	8.30	5.00	1.01	9.28	8.15	Ar	Fullerton	Ar	7.17	10.50	1.03	5.55	8.50	11.46										
11.50				f 9.35		Ar	Anaheim	Ar	f 7.14				f 8.45											
11.55				f 9.41		Ar	Orange	Ar					f 8.40											
12.04	8.45	5.15	1.17	9.48	8.30	Ar	Santa Ana	Ar	7.02	10.34	12.50	5.42	8.35	11.32										
1.05	9.35	6.05	2.02	10.41	9.20	Ar	Oceanside	Ar	6.17	9.47	12.02	4.47	7.37	10.47										
1.30	9.54	6.23	2.20	11.03	9.38	Ar	Del Mar	Ar	5.59	9.29	11.44	4.29	7.03	10.29										
2.15	10.30	7.00	3.00	11.45	10.15	Ar	San Diego	Lv	5.30	9.00	11.15	4.00	6.30	10.00										

Connections at Portland

See Page 23 for service north and south of Portland

S. P. & S.		Passenger service discontinued Jan. 15, 1952. Tickets routed between these points on the S. P. & S. Ry. will be honored on the Oregon Motor Stages.	
Lv	Portland	Ar	
Lv	Astoria	Lv	
Ar	Seaside	Lv	

Connections at Seattle

358		360		362		Great Northern		357		359		361	
	8.05	2.00	6.25	Lv	Seattle (P.T.)	Wash.	Ar	12.10	4.35	10.25		
	9.00	2.51	7.20	Ar	Everett	Ar	11.21	3.38	9.31			
	10.35	4.14	8.53	Ar	Bellingham	Ar	9.46	2.06	7.55			
	11.42	5.13	10.01	Ar	New Westminster	B.C.	Ar	8.23	12.58	6.50		
	12.15	5.40	10.20	Ar	Vancouver (P.T.)	Ar	8.00	12.40	6.30			
Daily		C. P. S. S.		Daily		P. S. N. Co.		Passenger service discontinued April 1, 1953. Consult agent on Boat-motor bus ticketing arrangement between these points.					
	8.00	Lv	Seattle	Wash.	Ar	9.00	Lv	Seattle	Wash.	Ar	
	11.50	Ar	Victoria	B.C.	Lv	5.00	Ar	Victoria	B.C.	Lv	
	10.59	Lv	Victoria	Ar	6.00							
	6.00	Ar	Vancouver	Lv	10.59							

Connections at Salt Lake City

17		1		Western Pacific		2		18	
	10.15	8.40	Lv	Salt Lake City (M. T.)	Ar	4.15	5.40	
	11.50	2.20	Ar	Sacramento (P. T.)	Lv	8.30	1.30	
	12.52	3.28	Ar	Stockton	Lv	7.25	12.35	
	3.50	6.50	Ar	San Francisco (P. T.)	Lv	4.30	10.00	

Footnotes for Pages 43 and 44

All trains daily except when otherwise indicated.
 ○ Mondays, Wednesdays and Fridays only.
 ⊙ Tuesdays, Thursdays, and Saturdays only.
 f Stops on signal.

□ Connecting service between Rio Grande Trailways.
 ⊠ Operates Tri-weekly, leaving Terminals Sun-Wed-Fri, arriving Terminals Mon-Thurs-Sat.

* Daily I Daily Except Saturday.
 † Daily except Sunday.
 ‡ Sunday only. * Bus Connection.
 R Conditional stop; consult agent.
 ■ C. & N. W. R. R. to and from Rochester.

Time from 12.01 midnight to 12.00 noon shown in light face type.

Time from 12.01 noon to 12.00 midnight shown in heavy face type.

SEE AND KNOW YOUR AMERICA

... fascinating facts on lectured tours!

Whenever you're away, on pleasure or business, look up the Gray Line. Attractive sight-seeing tours can be taken at all important tourist points.

See your local railroad passenger or ticket agent for full information.

ONE WAY RAIL FARES — 30 DAY LIMIT

These Westbound fares are compiled from current Tariffs as of May 1, 1956 for information only. Not to be used for selling purposes. Subject to change without notice.

FROM	Los Angeles, Calif.		San Francisco, Calif.		Portland, Ore.		Seattle, Wash.		Spokane, Wash.		Salt Lake City, Utah		Denver, Colo.		Boise, Ida.		Las Vegas, Nev.	
	FIRST	COACH	FIRST	COACH	FIRST	COACH	FIRST	COACH	FIRST	COACH	FIRST	COACH	FIRST	COACH	FIRST	COACH	FIRST	COACH
Albany, N. Y.	\$18.99	\$5.50	\$120.32	\$7.57	\$117.64	\$5.45	\$107.64	\$5.45	\$106.03	\$7.15	\$93.70	\$6.36	\$76.88	\$6.33	\$104.78	\$7.27	\$110.24	\$8.17
Atlanta, Ga. (via Chicago)	85.47	61.20	64.58	70.51	98.64	70.51	101.02	72.21	89.95	64.31	71.21	50.92	54.29	38.83	83.30	59.59	85.49	59.78
Atlanta, Ga. (via St. Louis or Kan. City)	110.25	79.04	89.67	64.10	98.64	70.51	101.02	72.21	89.95	64.31	71.21	50.92	54.29	38.83	83.30	59.59	79.96	57.11
Baltimore, Md.	85.47	61.20	88.76	63.45	115.04	83.50	115.04	83.50	103.43	75.20	91.10	66.40	74.28	54.38	102.18	74.32	107.04	76.78
Birmingham, Ala. (via Chicago)	85.47	61.20	88.76	63.45	92.23	65.92	67.62	67.62	83.54	59.72	64.80	46.33	47.88	34.24	76.89	55.00	80.55	57.58
Birmingham, Ala. (via St. Louis)	76.45	64.63	83.26	69.51	92.23	65.92	94.61	67.62	83.54	59.72	64.80	46.33	47.88	34.24	76.89	55.00	74.39	53.17
Boston, Mass.	128.32	92.77	129.55	94.95	107.18	92.63	127.18	92.63	115.56	84.34	103.24	75.54	86.42	63.51	114.31	83.45	119.77	87.40
Buffalo, N. Y. (via Standard)	106.36	76.91	106.58	76.91	103.70	74.99	103.70	74.99	92.09	66.70	79.76	57.90	62.94	45.87	90.84	65.81	96.30	69.71
Buffalo, N. Y. (via Differential)	82.50	75.34	104.80	75.34	102.12	73.42	102.12	73.42	90.51	65.12	78.18	56.32	61.36	44.92	89.26	64.24	94.72	68.13
Charleston, W. Va.	94.55	66.44	96.01	69.23	97.56	70.64	97.56	70.64	86.50	62.74	74.10	54.09	56.87	41.77	84.65	61.65	89.85	64.71
Chattanooga, Tenn. (via Chicago)	75.59	61.20	88.52	65.23	95.49	68.21	96.39	69.18	85.32	61.28	68.06	48.62	50.90	36.53	78.68	56.57	83.49	59.78
Chattanooga, Tenn. (via St. Louis)	95.11	69.58	86.52	61.80	95.49	68.21	96.39	69.18	85.32	61.28	68.06	48.62	50.90	36.53	78.68	56.57	77.65	55.46
Cincinnati, Ohio	83.74	64.26	81.19	65.90	92.77	66.74	92.77	66.74	81.15	68.44	67.88	49.26	38.05	27.17	65.95	47.11	71.41	51.02
Cleveland, Ohio (via Standard)	97.64	70.36	97.64	70.36	94.96	68.44	94.96	68.44	83.35	60.14	71.02	51.35	54.20	39.32	82.10	59.26	87.56	63.16
Cleveland, Ohio (via Differential)	86.59	69.31	86.59	69.31	83.91	67.39	83.91	67.39	82.30	60.14	69.97	50.35	53.15	38.27	81.05	58.21	86.51	62.11
Columbia, S. C.	91.11	69.58	88.85	63.71	97.44	67.44	97.44	67.44	82.10	59.15	69.77	50.35	52.95	38.55	80.85	58.26	86.31	62.16
Denver, Colo.	50.17	35.84	50.17	35.84	108.47	77.53	103.70	78.57	98.75	70.85	81.04	57.94	64.12	45.85	92.11	66.14	89.14	63.66
Des Moines, Iowa	69.83	49.88	69.83	49.88	69.94	49.96	69.94	49.96	58.57	48.57	42.08	30.05	25.25	18.05	53.16	38.01	58.62	41.86
Detroit, Mich.	84.97	68.30	84.97	68.30	82.30	66.38	82.30	66.38	75.96	54.54	63.30	42.74	41.77	32.88	79.43	57.20	84.99	61.10
Evansville, Ind. (via Chicago)	83.76	59.88	83.76	59.88	87.34	62.52	87.34	62.52	76.65	54.88	59.60	43.23	41.76	30.06	70.93	51.17	76.39	55.03
Evansville, Ind. (via St. Louis)	80.26	57.36	81.91	58.94	87.34	62.52	87.34	62.52	76.65	54.88	59.60	43.23	41.76	30.06	70.93	51.17	75.14	53.79
Greensboro, N. C.	95.66	68.32	103.15	73.72	109.94	78.53	110.27	78.75	99.77	71.60	82.50	58.94	65.35	46.34	83.15	66.89	93.63	66.87
Hartford, Conn.	123.88	89.23	125.21	91.01	122.54	89.09	122.54	89.09	110.92	80.80	98.60	72.00	81.77	59.88	109.67	79.92	115.13	83.86
Indianapolis, Ind.	86.61	62.43	86.61	62.43	87.37	62.83	87.37	62.83	75.96	54.54	63.30	42.74	41.77	32.88	79.43	57.20	84.99	61.10
Jackson, Miss. (via Chicago)	85.47	61.20	88.76	63.45	97.37	62.54	97.37	62.54	82.08	58.57	69.50	42.47	43.45	31.25	77.75	55.58	83.49	59.78
Jackson, Miss. (via St. Louis)	71.55	50.95	77.66	55.44	87.37	62.54	87.37	62.54	76.65	54.88	59.60	43.23	41.76	30.06	70.93	51.17	75.14	53.79
Jacksonville, Fla.	50.17	35.84	50.17	35.84	109.94	78.53	110.27	78.75	99.77	71.60	82.50	58.94	65.35	46.34	83.15	66.89	93.63	66.87
Kansas City, Mo.	64.63	46.17	64.63	46.17	71.09	50.78	72.04	51.46	60.42	43.17	42.45	30.05	23.23	16.61	53.54	38.28	58.99	42.18
Knoxville, Tenn. (via Chicago)	83.99	61.20	83.99	61.20	87.48	63.64	87.48	63.64	75.96	54.54	63.30	42.74	41.77	32.88	79.43	57.20	84.99	61.10
Knoxville, Tenn. (via St. Louis)	85.47	61.20	88.76	63.45	95.09	67.93	97.47	69.63	86.40	61.73	69.06	48.34	50.74	36.25	79.75	57.01	84.99	59.59
Louisville, Ky. (via Chicago)	80.26	57.36	81.91	58.94	87.34	62.52	87.34	62.52	76.65	54.88	59.60	43.23	41.76	30.06	70.93	51.17	75.14	53.79
Louisville, Ky. (via St. Louis)	80.82	57.77	84.30	60.56	88.72	63.99	88.72	63.99	77.66	56.09	62.10	44.71	44.87	32.39	72.65	52.27	77.85	55.96
Memphis, Tenn. (via Chicago)	83.99	61.20	83.99	61.20	87.48	63.64	87.48	63.64	75.96	54.54	63.30	42.74	41.77	32.88	79.43	57.20	84.99	61.10
Memphis, Tenn. (via St. Louis)	77.51	50.95	77.51	50.95	83.36	59.55	85.74	61.25	74.67	53.55	62.09	44.37	46.06	32.94	77.84	55.62	77.84	55.62
Memphis, Tenn. (via Kansas City)	67.58	48.26	74.39	53.14	83.36	59.55	85.74	61.25	74.67	53.55	62.09	44.37	46.06	32.94	77.84	55.62	77.84	55.62
Miami, Fla.	103.26	73.78	110.09	78.67	110.09	78.67	110.09	78.67	113.23	80.89	94.49	67.50	55.41	40.68	106.58	76.17	101.22	72.33
Milwaukee, Wis.	83.53	59.54	83.53	59.54	78.81	56.23	78.81	56.23	67.20	48.00	48.00	36.76	27.70	20.66	66.68	47.66	73.46	52.47
Minneapolis, Minn.	77.27	55.21	77.27	55.21	70.19	50.15	70.19	50.15	60.01	42.00	42.00	36.33	32.70	23.37	60.62	43.33	67.40	48.14
Montgomery, Ala. (via Chicago)	85.47	61.20	88.76	63.45	95.09	67.93	97.47	69.63	86.40	61.73	69.06	48.34	50.74	36.25	79.75	57.01	84.99	59.59
Montgomery, Ala. (via St. Louis)	76.45	54.63	83.26	69.51	95.09	67.93	97.47	69.63	86.40	61.73	69.06	48.34	50.74	36.25	79.75	57.01	84.99	59.59
Nashville, Tenn. (via Chicago)	85.47	61.20	88.76	63.45	95.09	67.93	97.47	69.63	86.40	61.73	69.06	48.34	50.74	36.25	79.75	57.01	84.99	59.59
Nashville, Tenn. (via St. Louis)	76.45	54.63	83.26	69.51	95.09	67.93	97.47	69.63	86.40	61.73	69.06	48.34	50.74	36.25	79.75	57.01	84.99	59.59
New Haven, Conn.	123.88	89.23	125.21	91.01	122.54	89.09	122.54	89.09	110.92	80.80	98.60	72.00	81.77	59.88	109.67	79.92	115.13	83.86
New Orleans, La. (via Chicago)	85.47	61.20	88.76	63.45	95.09	67.93	97.47	69.63	86.40	61.73	69.06	48.34	50.74	36.25	79.75	57.01	84.99	59.59
New Orleans, La. (via St. Louis)	77.31	50.95	77.31	50.95	80.62	64.73	80.62	64.73	75.96	54.54	63.30	42.74	41.77	32.88	79.43	57.20	84.99	61.10
New York, N. Y. (via Standard)	118.96	85.59	124.43	90.46	121.75	88.54	121.75	88.54	110.13	80.24	92.81	73.34	60.98	45.83	108.69	79.56	114.55	83.25
New York, N. Y. (via Differential)	115.36	82.96	121.80	87.83	119.65	86.44	119.65	86.44	108.05	78.14	95.71	63.34	51.78	35.92	106.79	77.26	112.25	81.15
Norfolk, Va.	105.05	75.02	112.72	80.57	113.63	82.39	113.63	82.39	102.25	74.49	90.57	65.98	61.77	47.66	109.67	79.92	102.85	73.51
Omaha, Nebr.	85.47	61.20	88.76	63.45	95.09	67.93	97.47	69.63	86.40	61.73	69.06	48.34	50.74	36.25	79.75	57.01	84.99	59.59
Philadelphia, Pa.	114.73	82.40	120.17	87.26	117.50	85.35	117.50	85.35	105.88	79.06	93.52	64.04	51.41	40.68	109.67	79.92	102.85	73.51
Pittsburgh, Pa.	103.70	74.87	103.70	74.87	101.02	72.94	101.02	72.94	98.49	64.95	64.95	50.86	42.70	32.37	93.62	67.18	100.09	80.07
Portland, Me.	133.89	96.76	135.22	98.54	132.54	96.62	132.54	96.62	120.95	88.35	108.60	64.11	51.78	35.92	119.68	91.39	125.14	91.39
Richmond, Va.	102.92	73.50	110.38	78.89	113.02	82.15	113.02	82.15	101.95	74.25	89.75	64.11	51.78	35.92	119.68	91.39	125.14	91.39
Rochester, Minn.	75.40	53.50	75.40	53.50	69.40	49.40	69.40	49.40	60.02	42.67	41.55	34.04	23.47	14.11	47.66	34.04	64.19	45.85
St. Louis, Mo.	74.88	53.50	74.88	53.														

ROUND TRIP RAIL FARES — SIX MONTHS LIMIT

(Federal Transportation Tax of 10% not included)
 These Westbound fares are compiled from current Tariffs as of May 1, 1956 for information only. Not to be used for selling purposes. Subject to change without notice.

FROM	Los Angeles, San Diego, Calif.		San Francisco, Calif.		Portland, Ore., Tacoma, Seattle, Wash.		Spokane, Walla Walla, Wn., Lewiston, Ida.		Salt Lake City, Utah		Cedar City, Utah		West Yellowstone, Mont., Victor, Ida.		Sun Valley, Ida., Ketchum, Ida.		Denver, Colo.	
	FIRST COACH	COACH	FIRST COACH	COACH	FIRST COACH	COACH	FIRST COACH	COACH	FIRST COACH	COACH	FIRST COACH	COACH	FIRST COACH	COACH	FIRST COACH	COACH	FIRST COACH	COACH
Aberdeen, S. D.	\$120.00	\$88.35	\$120.00	\$88.35	\$98.15	\$71.55	\$85.85	\$64.70	\$85.95	\$66.30	\$98.65	\$76.15	\$81.70	\$63.05	\$97.10	\$72.50	\$55.65	\$43.00
Akron, Ohio	165.48	118.07	165.48	118.07	153.46	109.52	134.61	100.49	124.16	93.98	136.82	103.74	119.86	90.67	134.61	100.49	96.13	72.35
Albany, N. Y.	206.59	144.27	206.59	144.27	194.57	135.71	175.72	126.68	165.27	120.17	177.92	129.94	160.97	116.87	175.72	126.68	137.24	98.54
Ann Arbor, Mich.	156.27	112.18	156.27	112.18	144.22	103.58	125.37	94.58	114.92	88.08	127.62	97.83	110.62	84.73	125.37	94.58	86.92	66.43
Atlanta, Ga. (via Chicago)	146.00	109.10	146.00	109.10	149.45	108.15	137.30	99.45	119.60	91.70	135.70	104.10	125.80	96.55	136.40	99.45	91.40	69.95
Atlanta, Ga. (via St. Louis)	146.00	109.10	146.00	109.10	149.45	108.15	137.30	99.45	119.60	91.70	135.70	104.10	125.80	96.55	136.40	99.45	91.40	69.95
Atlanta, Ga. (via Kansas City)	146.00	109.10	146.00	109.10	149.45	108.15	137.30	99.45	119.60	91.70	135.70	104.10	125.80	96.55	136.40	99.45	91.40	69.95
Baltimore, Md.	196.40	140.91	196.40	140.91	189.58	132.35	170.73	123.32	160.28	116.81	172.94	126.58	155.98	113.51	170.73	123.32	132.25	95.18
Binghamton, N. Y.	198.50	138.81	198.50	138.81	186.48	130.25	167.63	121.22	157.19	114.71	169.84	124.48	152.88	111.41	167.63	121.22	129.15	93.08
Birmingham, Ala. (via Chicago)	134.45	100.85	134.45	100.85	137.90	89.90	125.75	91.20	108.05	83.45	124.15	95.85	114.25	88.30	124.85	91.20	79.85	61.70
Birmingham, Ala. (via St. Louis)	134.45	100.85	134.45	100.85	137.90	89.90	125.75	91.20	108.05	83.45	124.15	95.85	114.25	88.30	124.85	91.20	79.85	61.70
Birmingham, Ala. (via Kansas City)	134.45	100.85	134.45	100.85	137.90	89.90	125.75	91.20	108.05	83.45	124.15	95.85	114.25	88.30	124.85	91.20	79.85	61.70
Boston, Mass.	225.66	158.63	225.66	158.63	213.63	150.08	194.79	141.05	184.34	134.54	196.98	144.30	180.03	131.23	194.79	141.05	156.30	112.91
Buffalo, N. Y. (via Standard)	180.08	126.47	180.08	126.47	168.05	117.92	149.21	108.89	138.76	102.38	151.41	112.14	134.45	99.07	149.21	108.89	110.72	80.75
Buffalo, N. Y. (via Differential)	177.08	123.80	177.08	123.80	165.06	115.24	146.21	106.21	135.77	99.70	148.42	109.46	131.46	96.39	146.21	106.21	107.73	78.03
Canton, Ohio	166.79	118.76	166.79	118.76	154.77	110.20	135.92	101.17	125.48	94.66	138.13	104.42	121.17	91.35	135.92	101.17	87.44	73.03
Charleston, W. Va.	158.16	118.46	158.16	118.46	146.11	105.11	127.86	95.50	127.86	95.50	141.95	105.50	125.90	93.05	139.85	101.40	100.65	73.35
Charlotte, N. C. (via Chicago)	164.05	121.95	164.05	121.95	155.65	111.60	139.85	101.40	127.86	95.50	141.95	105.50	125.90	93.05	139.85	101.40	100.65	73.35
Charlotte, N. C. (via St. Louis)	164.05	121.95	164.05	121.95	155.65	111.60	139.85	101.40	127.86	95.50	141.95	105.50	125.90	93.05	139.85	101.40	100.65	73.35
Chattanooga, Tenn. (via Chicago)	141.50	104.95	141.50	104.95	142.85	102.35	130.70	83.65	115.10	87.55	131.20	99.95	120.05	91.30	130.40	93.65	86.90	65.80
Chattanooga, Tenn. (via St. Louis)	141.50	104.95	141.50	104.95	142.85	102.35	130.70	83.65	115.10	87.55	131.20	99.95	120.05	91.30	130.40	93.65	86.90	65.80
Chicago, Ill.	132.80	94.70	132.80	94.70	120.75	86.10	101.90	77.10	91.45	70.60	104.35	83.80	87.15	67.25	101.90	77.10	100.65	48.95
Cincinnati, Ohio	151.10	112.98	151.10	112.98	146.53	104.84	129.52	85.71	117.92	89.51	131.72	100.49	114.77	87.41	129.52	85.71	95.08	71.72
Cleveland, Ohio (via Standard)	164.43	117.44	164.43	117.44	152.41	108.89	133.56	99.86	123.11	93.35	135.77	103.11	118.81	90.04	133.56	99.86	99.86	71.72
Cleveland, Ohio (via Differential)	162.38	115.50	162.38	115.50	150.36	106.34	131.51	97.91	121.07	91.40	133.72	101.17	116.76	88.10	131.51	97.91	85.73	69.77
Columbus, Ohio	161.83	115.92	161.83	115.92	150.10	107.36	131.25	98.33	120.80	91.82	133.46	101.59	116.50	88.52	131.25	98.33	92.77	70.19
Columbia, S. C. (via Chicago)	162.55	121.75	162.55	121.75	156.80	119.60	144.90	110.90	137.30	104.35	153.40	116.75	143.50	108.50	154.10	110.90	109.10	82.60
Columbia, S. C. (via St. Louis)	162.55	121.75	162.55	121.75	156.80	119.60	144.90	110.90	137.30	104.35	153.40	116.75	143.50	108.50	154.10	110.90	109.10	82.60
Dallas, Texas (via Kansas City)	115.80	83.35	115.80	83.35	120.75	85.95	114.10	85.05	79.95	61.70	96.90	74.75	97.90	75.65	99.00	76.45	51.15	39.50
Dallas, Texas (via Denver)	97.10	72.20	97.10	72.20	111.35	79.40	104.35	79.40	79.95	61.70	96.90	74.75	97.90	75.65	99.00	76.45	51.15	39.50
Davenport, Iowa	126.25	91.25	126.25	91.25	109.70	78.10	101.35	74.55	80.85	62.40	97.65	73.35	80.70	62.30	95.80	74.00	52.60	40.80
Dayton, Ohio	155.04	113.24	155.04	113.24	145.85	104.69	127.00	95.66	116.55	89.15	129.20	98.91	112.25	95.84	127.00	95.66	93.52	67.78
Decatur, Ill. (via Chicago)	132.80	94.70	132.80	94.70	120.75	86.10	101.90	77.10	91.45	70.60	104.35	83.80	87.15	67.25	101.90	77.10	100.65	48.95
Decatur, Ill. (via St. Louis)	132.80	94.70	132.80	94.70	120.75	86.10	101.90	77.10	91.45	70.60	104.35	83.80	87.15	67.25	101.90	77.10	100.65	48.95
Denver, Colo.	84.70	63.65	84.70	63.65	81.10	57.95	75.20	53.75	36.15	27.90	53.10	40.95	50.10	38.30	51.25	39.55	32.50	21.50
Des Moines, Iowa	117.25	85.70	117.25	85.70	107.45	77.45	94.70	68.60	70.15	54.10	87.10	67.15	72.85	56.30	85.10	65.70	42.10	32.50
Detroit, Mich.	159.50	114.24	159.50	114.24	147.47	105.68	128.63	96.65	118.18	90.14	130.83	99.91	113.87	86.84	128.63	96.65	90.14	68.50
Duluth, Minn.	129.60	94.70	129.60	94.70	120.75	86.10	99.10	72.50	93.95	72.50	104.95	81.05	97.30	88.95	103.60	76.45	63.20	49.20
Erie, Pa.	172.73	122.22	172.73	122.22	160.70	113.66	141.86	104.63	131.41	98.12	144.06	107.89	127.10	94.82	141.86	104.63	103.37	76.49
Evansville, Ind. (via Chicago)	138.35	99.15	138.35	99.15	127.30	91.00	114.40	81.85	99.75	75.85	115.65	88.70	102.80	78.90	114.40	81.85	69.60	54.55
Evansville, Ind. (via St. Louis)	138.35	99.15	138.35	99.15	127.30	91.00	114.40	81.85	99.75	75.85	115.65	88.70	102.80	78.90	114.40	81.85	69.60	54.55
Flint, Mich.	158.29	113.51	158.29	113.51	146.27	104.95	127.42	95.92	116.97	89.41	128.15	98.39	111.20	95.21	127.42	95.92	95.94	67.78
Fort Wayne, Ind.	146.80	105.28	146.80	105.28	134.78	96.73	115.93	87.70	105.48	81.19	118.14	90.95	101.18	77.88	115.93	87.70	77.49	59.56
Grand Rapids, Mich.	150.29	107.74	150.29	107.74	138.26	99.18	119.42	90.15	108.97	83.64	121.62	93.41	104.66	80.34	119.42	90.15	80.95	62.01
Greensboro, N. C.	169.85	126.15	169.85	126.15	156.75	111.45	145.15	105.55	145.15	105.55	157.15	117.90	146.00	108.55	156.45	111.45	112.95	83.40
Harrisburg, Pa.	196.40	137.76	196.40	137.76	186.90	129.20	166.16	120.17	155.72	133.66	168.37	123.43	151.41	124.15	166.16	120.17	127.68	92.03
Hartford, Conn.	216.37	151.56	216.37	151.56	204.35	143.00	185.50	130.97	175.06	127.46	187.71	134.80	170.75	124.15	185.50	130.97	147.02	105.83
Houston, Texas (via Kansas City)	115.80	83.35	115.80	83.35	120.75	85.95	114.10	85.05	79.95	61.70	96.90	74.75	97.90	75.65	99.00	76.45	51.15	39.50
Houston, Texas (via Denver)	108.05	77.85	108.05	77.85	111.35	79.40	104.35	79.40	79.95	61.70	96.90	74.75	97.90	75.65	99.00	76.45	51.15	39.50
Indianapolis, Ind. (via Chicago)	149.10	107.52	149.10	107.52	138.02	99.18	119.42	90.15	108.97	83.64	121.62	93.41	104.66	80.34	119.42	90.15	79.28	60.80
Indianapolis, Ind. (via St. Louis)	149.10	107.52	149.10	107.52	138.02	99.18	119.42	90.15	108.97	83.64	121.62	93.41	104.66	80.34	119.42	90.15	79.28	60.80
Jackson, Miss. (via Chicago)	130.35	94.25	130.35	94.25	132.75	94.65	124.05	89.30	117.60	89.30	131.85	95.75	1					

FROM	Los Angeles, Calif.		San Francisco, Calif.		Portland, Ore., Tacoma, Wash., Seattle.		Spokane, Walla Walla, Wn., Lewiston, Ida.		Salt Lake City, Utah		Cedar City, Utah		West Yellowstone, Mont., Victor, Ida.		Sun Valley, Ketchum, Ida.		Denver, Colo.	
	FIRST	COACH	FIRST	COACH	FIRST	COACH	FIRST	COACH	FIRST	COACH	FIRST	COACH	FIRST	COACH	FIRST	COACH	FIRST	COACH
Madison, Wisc. (via Chicago)	\$132.80	\$94.70	\$123.80	\$94.70	\$120.75	\$86.10	\$101.90	\$77.10	\$94.40	\$72.85	\$104.15	\$80.35	\$87.15	\$67.25	\$101.90	\$77.10	\$64.15	\$49.50
Marion, Iowa (via Omaha)	125.80	90.25	123.80	90.25	110.65	88.40	97.80	71.95	77.55	59.95	96.40	74.40	80.05	61.80	92.20	71.20	58.15	37.95
Memphis, Tenn. (via Chicago)	130.35	94.25	130.35	94.25	123.90	88.40	111.70	79.70	105.25	79.70	121.40	92.40	99.45	76.80	111.70	79.70	76.80	59.30
Memphis, Tenn. (via St. Louis)	119.65	89.35	119.65	89.35	123.90	88.40	111.70	79.70	93.25	71.95	109.35	84.35	99.45	76.80	111.70	79.70	85.05	50.20
Memphis, Tenn. (via Kansas City)	119.65	89.35	119.65	89.35	123.90	88.40	111.70	79.70	93.25	71.95	109.35	84.35	99.45	76.80	111.70	79.70	85.05	50.20
Miami, Fla.	192.85	135.45	182.85	135.45	191.90	138.10	179.70	129.40	161.25	121.65	177.35	134.05	169.35	127.65	179.05	129.40	135.00	99.85
Milwaukee, Wisc.	132.80	94.70	132.80	94.70	120.75	86.10	101.90	77.10	94.40	72.85	104.15	80.35	87.15	67.25	101.90	77.10	64.15	49.50
Minneapolis, Minn.	129.60	94.70	129.60	94.70	143.50	103.50	94.70	68.60	83.80	49.10	90.80	73.95	70.55	54.45	91.70	68.60	54.50	42.10
Montgomery, Ala. (via Chicago)	134.45	100.85	134.45	100.85	143.50	103.50	131.30	94.80	112.85	87.05	129.00	99.50	121.10	93.15	129.65	94.80	84.65	65.30
Montgomery, Ala. (via St. Louis)	134.45	100.85	134.45	100.85	143.50	103.50	131.30	94.80	112.85	87.05	129.00	99.50	121.10	93.15	129.65	94.80	84.65	65.30
Montreal, Quebec	192.40	143.50	192.40	143.50	172.60	128.10	162.90	125.65	153.05	120.55	164.90	129.55	148.75	117.10	162.90	125.65	126.35	99.95
Nashville, Tenn. (via Chicago)	134.45	100.85	134.45	100.85	132.70	96.30	115.65	88.60	105.45	80.70	121.60	93.10	109.40	83.75	119.65	86.60	76.75	58.55
Nashville, Tenn. (via St. Louis)	134.45	100.85	134.45	100.85	132.70	96.30	115.65	88.60	105.45	80.70	121.60	93.10	109.40	83.75	119.65	86.60	76.75	58.55
New Haven, Conn. (via Chicago)	216.37	151.56	216.37	151.56	202.75	143.00	185.50	135.97	175.05	127.46	187.71	137.22	170.75	124.15	185.50	137.22	105.83	77.81
New Orleans, La. (via Chicago)	130.35	94.25	130.35	94.25	139.65	99.50	127.45	100.90	112.85	90.90	131.85	95.75	118.95	90.15	127.45	90.90	97.25	76.70
New Orleans, La. (via St. Louis)	119.65	89.35	119.65	89.35	139.65	99.50	127.45	100.90	112.85	90.90	131.85	95.75	118.95	90.15	127.45	90.90	97.25	76.70
New York, N. Y. (via Standard)	213.92	149.52	213.92	149.52	202.34	140.96	187.45	137.93	173.04	125.42	185.65	135.19	168.74	122.12	183.49	131.93	145.01	103.79
New York, N. Y. (via Differential)	210.37	145.95	210.37	145.95	198.35	137.39	179.50	128.36	193.75	131.62	181.70	131.62	164.75	119.55	179.50	128.36	141.02	100.22
Newark, N. J. (via Chicago)	213.08	148.89	213.08	148.89	201.55	140.33	182.70	131.30	172.75	116.15	194.91	134.66	167.95	121.49	182.70	131.30	144.22	103.16
Newark, N. J. (via St. Louis)	187.50	138.70	187.50	138.70	186.70	130.95	163.75	122.35	158.95	114.75	171.85	125.65	155.70	115.00	169.75	122.35	130.75	95.55
Norfolk, Va.	130.10	93.70	130.10	93.70	119.40	85.25	101.90	76.05	84.95	66.55	101.90	78.55	88.40	67.90	99.90	77.10	66.95	43.95
Oklahoma City, Okla. (via Kan. City)	115.80	83.35	115.80	83.35	113.25	81.80	100.40	72.80	80.05	61.80	97.00	74.85	86.40	66.70	99.10	72.80	51.15	39.50
Oklahoma City, Okla. (via Denver)	98.90	73.55	98.90	73.55	113.25	81.80	100.40	72.80	80.05	61.80	97.00	74.85	86.40	66.70	99.10	72.80	51.15	39.50
Omaha, Nebr.	108.55	79.45	108.55	79.45	101.30	72.25	88.45	63.20	53.40	48.75	80.20	61.80	86.05	65.45	75.95	58.65	32.90	25.40
Oshkosh, Wisc. (via Chicago)	132.80	94.70	132.80	94.70	120.75	86.10	101.90	77.10	94.40	72.85	104.95	80.35	88.40	67.90	101.90	77.10	66.95	43.95
Peoria, Ill.	130.10	93.70	130.10	93.70	119.40	85.25	101.90	76.05	84.95	66.55	101.90	78.55	88.40	67.90	99.90	77.10	66.95	43.95
Perry, Iowa (via Omaha)	116.05	85.30	116.05	85.30	105.05	75.20	92.20	66.10	54.95	48.15	88.15	68.05	72.95	56.35	83.95	64.90	40.90	31.65
Philadelphia, Pa.	205.41	144.11	205.41	144.11	194.25	135.56	177.60	120.52	171.61	120.02	177.61	129.78	160.55	116.71	175.40	126.53	106.92	98.39
Pittsburgh, Pa.	175.30	123.53	175.30	123.53	163.28	114.98	144.43	105.93	133.90	99.44	145.53	109.70	129.88	96.13	144.43	105.93	105.95	106.92
Portland, Me.	236.39	166.61	236.39	166.61	224.36	158.06	205.52	149.03	193.07	142.52	207.72	152.28	190.76	139.21	205.52	149.03	167.03	120.89
Richmond, Va.	182.90	134.20	182.90	134.20	181.85	129.45	169.20	120.75	154.10	114.85	170.20	125.05	155.15	112.60	169.20	125.05	126.00	92.75
Rochester, Minn.	126.55	93.35	126.55	93.35	107.45	77.60	94.70	68.60	79.45	61.30	95.00	74.15	79.05	61.10	93.95	68.60	51.40	39.70
Rochester, N. Y.	186.06	130.52	186.06	130.52	174.04	121.96	155.15	112.93	144.74	106.42	157.40	116.18	107.40	86.35	112.93	88.10	66.30	51.20
Rockford, Ill. (via Omaha)	132.80	94.70	132.80	94.70	120.75	86.10	101.90	77.10	94.40	72.85	104.95	80.35	88.40	67.90	101.90	77.10	66.95	43.95
Rockford, Ill. (via Chicago)	132.80	94.70	132.80	94.70	120.75	86.10	101.90	77.10	94.40	72.85	104.95	80.35	88.40	67.90	101.90	77.10	66.95	43.95
Rutland, Vt.	215.41	150.91	215.41	150.91	203.33	142.40	184.49	133.37	174.04	126.86	188.14	136.57	169.79	123.50	184.49	133.37	146.40	105.23
St. Joseph, Mo. (via Omaha)	108.55	79.45	108.55	79.45	101.30	72.25	88.45	63.20	53.40	48.75	80.20	61.80	86.05	65.45	75.95	58.65	32.90	25.40
St. Joseph, Mo. (via Kansas City)	108.55	79.45	108.55	79.45	101.30	72.25	88.45	63.20	53.40	48.75	80.20	61.80	86.05	65.45	75.95	58.65	32.90	25.40
St. Louis, Mo.	125.65	89.85	125.65	89.85	114.60	81.70	101.70	72.60	88.95	66.30	102.90	73.95	90.90	66.90	99.60	72.60	55.80	43.10
St. Paul, Minn.	129.60	94.70	129.60	94.70	120.75	86.10	101.90	77.10	94.40	72.85	104.95	80.35	88.40	67.90	101.90	77.10	66.95	43.95
Saginaw, Mich.	159.60	114.40	159.60	114.40	147.58	105.84	128.73	96.81	118.28	90.30	130.15	99.79	115.17	86.72	128.73	99.81	89.40	68.40
Salt Lake City, Utah	47.75	36.90	52.50	40.55	54.25	41.85	48.55	37.50	50.00	42.66	57.30	45.00	48.55	37.50	50.00	42.66	29.00	20.00
San Antonio, Tex. (via Kan. City)	115.80	83.35	115.80	83.35	126.35	90.05	126.35	90.05	95.00	73.35	111.95	83.05	119.55	87.35	114.05	88.10	66.30	51.20
San Antonio, Tex. (via Denver)	95.15	72.20	111.35	79.40	126.35	90.05	126.35	90.05	95.00	73.35	111.95	83.05	119.55	87.35	114.05	88.10	66.30	51.20
Savannah, Ill. (via Omaha)	129.65	93.75	129.65	93.75	114.25	83.00	98.45	74.55	83.35	64.35	97.00	71.90	80.95	61.80	98.00	74.55	54.95	42.40
Savannah, Ga. (via Chicago)	162.60	120.90	162.60	120.90	167.00	120.25	154.80	111.55	136.35	103.80	162.50	116.25	145.25	110.40	153.15	111.55	84.95	62.05
Savannah, Ga. (via St. Louis)	162.60	120.90	162.60	120.90	167.00	120.25	154.80	111.55	136.35	103.80	162.50	116.25	145.25	110.40	153.15	111.55	84.95	62.05
Scranon, Pa. (via Standard)	203.86	142.43	203.86	142.43	191.84	133.88	172.89	124.85	162.84	118.34	175.19	128.10	158.24	115.03	172.89	124.85	134.51	96.71
Scranon, Pa. (via Differential)	200.92	139.76	200.92	139.76	188.90	131.20	170.05	122.17	159.55	115.66	172.25	125.37	155.30	112.59	170.05	122.17	131.57	94.03
Sioux City, Iowa	114.50	84.05	114.50	84.05	101.30	72.25	88.45	63.20	53.40	48.75	80.20	61.80	86.05	65.45	75.95	58.65	32.90	25.40
Sioux Falls, S. D.	120.00	88.35	120.00	88.35	101.30	72.25	88.45	63.20	53.40	48.75	80.20	61.80	86.05	65.45	75.95	58.65	32.90	25.40
South Bend, Ind.	140.90	100.87	140.90	100.87	128.92	92.32	101.07	83.29	98.62	79.45	112.28	86.54	95.32	73.97	110.07	83.29	71.59	55.15
Springfield, Ill. (via Chicago)	132.80	94.70	132.80	94.70	120.75	86.10	101.90	77.10	94.40	72.85	104.95	80.35	88.40	67.				

PULLMAN SLEEPING CAR RATES

(Federal Transportation Tax of 10% not included)

These fares compiled from current Tariffs as of May 1, 1956 for information only. Not to be used for selling purposes. Subject to change without notice.
See Page 49 for Rates for Upper Berths, Drawing Rooms, Compartments, Bedrooms, Roomettes, etc. Based on Applicable Lower Berth.

Chicago	St. Paul Minneapolis	Co. Bluffs Omaha	St. Louis	Kansas City	Denver	BETWEEN						Salt Lake City	Butte	Portland	Seattle Tacoma	Los Angeles	San Francisco
Lower Standard Berth	Lower Standard Berth	Lower Standard Berth	Lower Standard Berth	Lower Standard Berth	Lower Standard Berth	AND						Lower Standard Berth	Lower Standard Berth	Lower Standard Berth	Lower Standard Berth	Lower Standard Berth	Lower Standard Berth
\$18.85	\$20.25	\$14.85	\$18.85	\$15.60	\$11.45	Boise	Ida.	\$ 5.40	\$ 6.60	\$ 6.60	\$ Q8.60	\$ A13.55	\$*14.95				
10.70	13.15	14.85	12.40	14.85	20.45	Boston	Mass.	24.30	31.05	31.05	31.05	31.80	31.80				
15.90	*17.80	12.40	15.60	13.15	11.00	Butte	Mont.	5.90	9.30	9.30	P9.30	13.75	13.75				
19.20	18.55	15.15	18.85	16.20	11.00	Cedar City	Utah	5.40	*11.30	*16.10	*17.80	7.40	G*12.80				
11.45	10.70	7.05	11.45	8.90		Cheyenne	Wyo.	7.05	9.30	15.60	15.60	15.60	15.60				
	5.40	6.25	5.40	5.90	11.45	Chicago	Ill.	15.60	15.90	22.60	22.60	22.60	22.60				
11.45	10.70	7.05	10.70	7.05		Denver	Colo.	8.15	11.00	15.90	15.90	16.55	16.55				
15.60	*17.80	12.40	15.60	13.15	10.70	Idaho Falls	Ida.	5.40	5.40	11.00	11.00	12.85	12.85				
5.90	6.25	5.40	5.40	7.05		Kansas City	Mo.	13.15	13.15	19.45	19.45	19.45	19.45				
17.85	17.25	13.75	17.85	14.50	10.30	Ketchum (Sun Valley)	Ida.	5.40	5.50	8.15	M10.30	13.15	13.15				
	19.45	16.55	19.85	17.60	12.85	Las Vegas	Nev.	5.90	10.70	*16.60	*18.30	5.40	G*10.80				
19.85	*21.95	16.55	*22.65	17.25	14.85	Lewiston	Ida.	9.55	5.40	5.40	*19.10	H*14.30					
22.60	22.60	19.45	21.65	19.45	16.55	Los Angeles	Cal.	9.55	13.75	L12.85	E14.50						
18.85	18.55	15.15	18.85	15.90	11.00	Lund	Utah	6.40	9.30	*16.10	*17.80	7.05	G*12.45				
5.40		5.40	6.25	6.25	10.70	Minneapolis	Minn.	15.60	*17.80	*24.85	*24.85	22.60	22.60				
	13.15	13.75	11.45	13.75	19.45	New York	N. Y.	23.35	23.60	31.05	31.05	31.05	31.05				
15.60	15.60	12.40	15.60	13.15	8.15	Ogden	Utah	5.40	6.40	10.30	K12.40	9.55	9.55				
6.25	5.40		5.40	5.40	7.05	Omaha-Council Bluffs		12.40	12.40	19.45	19.45	19.45	19.45				
19.45	*21.95	16.55	18.85	17.25	13.15	Pendleton	Ore.	8.15	7.40	5.40	N5.90	A16.20	H*14.30				
8.90	12.40	13.15	10.70	13.15	18.85	Philadelphia	Pa.	22.60	22.90	30.05	30.05	30.05	30.05				
	*17.80	12.40	15.60	13.15	8.60	Pocatello	Ida.	5.40	5.40	8.90	10.70	11.00	12.85				
22.60	*24.85	19.45	21.65	19.45	15.90	Portland	Ore.	10.70	9.30	5.40	5.40	L12.85	L8.90				
20.75	20.45	17.25	20.75	18.55	13.75	Reno	Nev.	7.05	11.45				L5.40				
22.60	22.60	19.45	21.65	19.45	15.60	Sacramento	Cal.	8.90	13.15	L8.60	F10.30						
15.60	15.60	12.40	15.60	13.15	8.15	Salt Lake City	Utah		5.90	10.70	12.40	9.55	9.55				
	22.60	19.45	21.65	19.45	16.55	San Francisco	Cal.	9.55	13.75	L8.90	C10.70	H14.50	H10.70				
22.60	*24.85	19.45	21.65	19.45	15.90	Seattle	Wash.	12.40	P9.30	5.40	5.40	12.40	13.15				
17.25	17.25	13.15	17.25	13.75	9.55	Shoshone	Ida.	5.40	5.40	8.15	B9.55	19.45	19.45				
					7.05	Sioux City	Ia.	12.40	*17.80	19.45	19.45	19.45	19.45				
19.45	*21.95	16.55	18.85	17.25	14.85	Spokane	Wash.	10.70	P5.40	5.40	P5.40	A16.90	H13.15				
	6.25	5.40	6.25	5.40	10.70	St. Louis	Mo.	*15.60	*15.60	*21.65	*21.65	*21.65	*21.65				
5.40		5.40	6.25	6.25	10.70	St. Paul	Minn.	15.60	*17.80	*24.85	*24.85	*24.85	*24.85				
17.85	17.25	13.75	17.85	14.50	10.30	Sun Valley (Ketchum)	Ida.	5.40	5.50	8.15	M10.30	13.15	13.15				
22.60	*24.85	19.45	21.65	19.45	15.90	Tacoma	Wash.	12.40	P9.30	5.40	5.40	H13.75	H10.30				
15.60	*17.80	12.40	15.60	13.15	10.70	Victor	Ida.	5.40	5.40	11.00	11.00	12.85	12.85				
	*21.95	16.55	18.85	17.25	14.25	Walla Walla	Wash.	8.90	*12.45	5.40	*10.80	16.90	H*14.30				
8.90	12.40	13.15	9.55	12.40	17.85	Washington	D. C.	22.60	22.90	30.05	30.05	29.35	29.35				
15.60	*17.80	12.40	15.60	13.15	10.70	West Yellowstone	Mont.	5.40	5.40	11.00	11.00	12.85	12.85				
21.05	*25.95	18.55	20.45	18.85	15.60	Yakima	Wash.	10.30				16.20	16.20				

⊙ Lower Standard Berth Rate between Las Vegas, Nevada and Cedar City, Utah, \$5.40; between Pocatello, Idaho and West Yellowstone, Montana, \$5.40

* Made combination of fares.

(A) Via Salt Lake City and Pocatello.

(B) From Tacoma, lower standard berth, \$9.30.

(C) Via Southern Pacific Company and Portland. From Tacoma lower standard berth, \$10.30.

(E) Via Southern Pacific Company and Portland. From Tacoma, lower standard berth, \$13.75.

(F) Via Southern Pacific Company and Portland. From Tacoma, lower standard berth, \$9.55.

(G) Via Los Angeles. (H) Via Southern Pacific Company and Portland.

(K) From Tacoma, lower standard berth, \$11.75.

(L) Via Southern Pacific Company.

(M) From Tacoma, lower standard berth, \$9.55.

(N) From Tacoma, lower standard berth, \$5.40.

(P) Via Direct Lines. (Q) From Tacoma, lower standard berth \$8.15.

• Berth rates to and from Cheyenne, Denver and west apply via Omaha or via Kansas City.

⊙ Rates effective and service available only during Parks Summer Season.

Bedroom Rates: Bedrooms are available on most Union Pacific trains. See equipment pages 8 to 23 inclusive. Double bedrooms have upper and lower berths. Duplex-Single Bedrooms have only one berth. (See table on opposite page). When occupied by one person, only one rail ticket required.

Exclusive Space Occupancy by One Person: One and one-fourth railroad tickets required for exclusive use of drawing-room; one and one-tenth rail tickets for compartment; two adult rail tickets for two bedrooms en suite or one bedroom and one compartment en suite. Exceptions: Between Chicago, Ill., and Butte, Mont., or Pendleton, Ore., and points north and west thereof (also West Yellowstone, Mont., and Victor, Ida.) only one rail ticket is required for use of a compartment; one and one-fourth rail ticket required for two bedrooms en suite or a bedroom and compartment en suite. Pullman space charges additional.

**Lower Standard Berth Rate to Los Angeles and Las Vegas
from points shown; quoted via Pocatello, Idaho and Salt
Lake City, Utah.**

BETWEEN	
Ayer, Wash. and Los Angeles	\$16.90
Cheney, Wash. and Los Angeles	16.90
La Grande, Ore. and Los Angeles	15.60
Marengo, Wash. and Los Angeles	16.90
Hinkle, Ore. and Los Angeles	16.20
Walla, Wash. and Los Angeles	16.20

BETWEEN	
Ayer, Wash. and Las Vegas, Nev.	14.25
La Grande, Ore. and Las Vegas, Nev.	12.10
Pendleton, Ore. and Las Vegas, Nev.	12.85
Shoshone, Ida. and Las Vegas, Nev.	8.90
Spokane, Wash. and Las Vegas, Nev.	15.15
Hinkle, Ore. and Las Vegas, Nev.	13.15
Walla, Wash. and Las Vegas, Nev.	13.55

Table of Rates for Various Accommodations in Standard Pullman Sleeping Cars Effective May 1, 1956

(Federal Transportation Tax of 10% not included)

Where Lower Berth Rate is	Upper Berth Rate is	Roomette for one Person is	Duplex Single Room for one Person is	Bed Room for one Person is	Bed Room for two or more Persons is	BedR'm Suite for two or more Persons is	Com-partm't for one Person is	Com-partm't for two or more Persons is	Drawing Room for one Person is	Drawing Room for two or more Persons is
\$ 5.40	\$ 4.10	\$ 7.55	\$ 8.60	\$10.20	\$11.90	\$20.40	\$12.15	\$15.55	\$16.20	\$20.40
5.50	4.20	7.70	8.75	10.45	12.10	20.90	12.35	15.90	16.50	20.90
5.90	4.45	8.20	9.35	11.25	13.05	22.50	13.35	16.60	17.80	22.50
6.25	4.80	8.80	9.95	12.90	13.70	23.80	14.05	17.45	18.70	23.80
6.60	5.05	9.30	10.65	14.50	14.50	25.00	14.90	19.05	19.85	25.00
7.05	5.30	9.85	11.25	13.45	15.55	26.90	15.90	19.80	21.10	26.90
7.40	5.70	10.35	11.90	14.10	16.35	28.20	16.70	21.35	22.25	28.20
7.75	5.90	10.85	12.40	14.75	17.00	29.50	17.35	22.10	23.15	29.50
8.15	6.20	11.40	13.00	15.55	17.95	31.10	18.40	22.75	24.45	31.10
8.60	6.50	11.95	13.60	16.35	18.90	32.70	19.35	24.25	25.80	32.70
8.90	6.70	12.40	14.25	16.95	19.60	33.90	20.05	25.00	26.70	33.90
9.30	7.05	12.90	14.85	17.65	20.45	35.30	20.90	26.45	27.85	35.30
9.55	7.30	13.45	15.35	18.20	21.05	36.40	21.55	27.10	28.75	36.40
10.00	7.55	13.90	15.80	19.05	22.00	38.10	22.60	27.85	30.05	38.10
10.30	7.85	14.50	16.50	19.60	22.70	39.20	23.20	29.30	30.95	39.20
10.70	8.10	14.95	17.05	20.30	23.55	40.60	24.05	29.95	32.10	40.60
11.00	8.40	15.50	17.70	20.90	24.25	41.80	24.80	31.40	33.00	41.80
11.45	8.65	16.00	18.20	21.75	25.15	43.50	25.70	32.20	34.30	43.50
11.75	8.90	16.50	18.80	22.30	25.85	44.60	26.45	32.85	35.25	44.60
12.10	9.20	16.95	19.40	23.00	26.65	46.00	27.25	34.30	36.35	46.00
12.40	9.45	17.45	19.90	23.60	27.30	47.20	27.95	35.00	37.25	47.20
12.85	9.80	17.95	20.55	24.40	28.35	48.80	28.90	36.40	38.60	48.80
13.15	10.00	18.40	21.00	25.05	28.95	50.10	29.60	37.05	39.50	50.10
13.55	10.25	18.90	21.55	25.70	29.80	51.40	30.50	37.75	40.65	51.40
13.75	10.60	19.35	22.15	26.25	30.35	52.50	31.00	39.15	41.35	52.50
14.25	10.75	19.85	22.70	27.05	31.30	54.10	32.05	39.70	42.70	54.10
14.50	11.05	20.30	23.15	27.65	32.00	55.30	32.70	41.15	43.60	55.30
14.85	11.30	20.75	23.75	28.15	32.65	56.30	33.40	41.75	44.50	56.30
15.15	11.55	21.20	24.25	28.80	33.35	57.60	34.10	42.40	45.40	57.60
15.60	11.85	21.75	24.85	29.60	34.25	59.20	35.05	43.80	46.70	59.20
15.90	12.05	22.20	25.35	30.15	34.95	60.30	35.75	44.50	47.70	60.30
16.20	12.35	22.70	25.95	30.80	35.60	61.60	36.50	45.90	48.60	61.60
16.55	12.65	23.15	26.40	31.45	36.50	62.90	37.25	46.55	49.70	62.90
16.90	12.80	23.60	26.95	32.10	37.15	64.20	37.95	47.25	50.65	64.20
17.25	13.10	24.15	27.50	32.80	37.95	65.60	38.80	48.60	51.75	65.60
17.60	13.35	24.55	28.00	33.40	38.65	66.80	39.50	49.15	52.70	66.80
17.85	13.60	25.05	28.60	33.90	39.30	67.80	40.20	50.55	53.60	67.80
18.20	13.85	25.55	29.15	34.65	40.10	69.30	41.05	51.15	54.70	69.30
18.55	14.10	25.90	29.55	35.25	40.80	70.50	41.70	51.75	55.65	70.50
18.85	14.35	26.35	30.10	35.85	41.50	71.70	42.40	53.10	56.55	71.70
19.20	14.55	26.90	30.60	36.40	42.15	72.80	43.15	53.70	57.50	72.80
19.45	14.85	27.25	31.25	37.05	42.85	74.10	43.80	55.10	58.45	74.10
19.85	15.10	27.70	31.70	37.75	43.65	75.50	44.60	55.65	59.50	75.50
20.10	15.25	28.15	32.15	38.20	44.20	76.40	45.20	56.30	60.25	76.40
20.45	15.60	28.60	32.70	38.75	44.90	77.50	45.90	57.55	61.20	77.50
20.75	15.75	28.95	33.10	39.45	45.70	78.90	46.70	58.10	62.30	78.90
21.05	16.05	29.50	33.70	40.05	46.40	80.10	47.40	59.45	63.20	80.10
21.35	16.25	29.95	34.20	40.55	46.90	81.10	47.95	60.10	63.95	81.10
21.65	16.50	30.35	34.65	41.10	47.60	82.20	48.70	60.65	64.95	82.20
21.90	16.60	30.55	34.95	41.60	48.15	83.20	49.30	61.45	65.85	83.20
22.20	16.90	31.00	35.50	42.15	48.85	84.30	49.95	62.20	66.60	84.30
22.60	17.20	31.60	36.00	42.90	49.60	85.80	50.75	63.60	67.65	85.80
22.90	17.40	32.10	36.60	43.45	50.30	86.90	51.50	64.30	68.55	86.90
23.35	17.70	32.50	37.15	44.25	51.20	88.50	52.40	65.05	69.55	88.50
23.60	18.00	33.05	37.80	44.90	51.90	89.80	53.15	66.45	70.85	89.80
23.95	18.20	33.55	38.30	45.60	52.80	91.20	53.95	67.15	71.95	91.20
24.30	18.55	34.00	38.95	46.15	53.50	92.30	54.65	68.55	72.90	92.30
24.75	18.80	34.55	39.45	47.00	54.40	94.00	55.65	69.30	74.20	94.00
25.05	19.05	35.05	40.00	47.60	55.10	95.20	56.35	70.00	75.10	95.20
25.40	19.35	35.55	40.65	48.25	55.90	96.50	57.20	71.40	76.20	96.50
25.70	19.60	36.00	41.15	48.85	56.55	97.70	57.85	72.20	77.15	97.70
26.10	19.90	36.55	41.75	49.70	57.55	99.40	58.85	73.65	78.40	99.40
26.45	20.15	37.05	42.35	50.25	58.20	100.50	59.50	74.30	79.40	100.50
26.80	20.45	37.55	42.85	51.00	59.00	102.00	60.40	75.05	80.45	102.00
27.15	20.70	38.00	43.45	51.55	59.70	103.10	61.05	76.50	81.45	103.10
27.55	20.95	38.50	44.00	52.35	60.65	104.70	62.10	77.15	82.70	104.70
27.90	21.30	39.10	44.60	53.00	61.35	106.00	62.75	78.60	83.65	106.00
28.25	21.50	39.55	45.20	53.65	62.15	107.30	63.55	79.30	84.75	107.30
28.55	21.75	40.00	45.75	54.30	62.80	108.60	64.30	80.00	85.70	108.60
28.95	22.10	40.55	46.40	55.10	63.80	110.20	65.20	81.45	86.95	110.20
29.35	22.30	41.05	46.85	55.80	64.60	111.60	66.05	82.15	88.10	111.60
29.65	22.65	41.60	47.45	56.40	65.25	112.80	66.75	83.60	89.00	112.80
30.05	22.90	42.05	48.05	57.05	66.05	114.10	67.60	84.25	90.15	114.10
30.40	23.10	42.50	48.60	57.80	66.85	115.60	68.40	85.00	91.20	115.60
30.80	23.45	43.10	49.20	58.50	67.75	117.00	69.30	86.50	92.35	117.00
31.05	23.65	43.55	49.75	59.05	68.49	118.10	70.00	87.20	93.25	118.10
31.45	23.95	44.00	50.30	59.75	69.25	119.50	70.80	88.60	94.40	119.50
31.80	24.25	44.55	50.85	60.50	70.05	121.00	71.65	89.35	95.50	121.00

PULLMAN SEAT FARES

For Day Travel Between
Various Cities and to
Western Park Gateways

(Federal Transportation Tax of 10%
not included)

Boise — Pocatello.....	\$2.15
Denver — Laramie.....	1.50
Denver — North Platte.....	2.45
Las Vegas — Los Angeles.....	3.00
Lund — Las Vegas.....	2.00
Kansas City — Topeka.....	1.05
Kansas City — Manhattan.....	1.05
Kansas City — Abilene.....	1.40
Kansas City — Salina.....	1.40
Kansas City — Ellis.....	2.30
Kansas City — Denver.....	4.95
Kansas City — Laramie.....	6.10
Ogden — Salt Lake City.....	1.05
Omaha — Grand Island.....	1.40
Omaha — North Platte.....	2.65
Omaha — Cheyenne.....	4.45
Portland — Tacoma.....	1.40
Portland — Seattle.....	1.85
Portland — Pendleton.....	2.15
Salt Lake City — Pocatello.....	1.65
Shoshone — Pocatello.....	1.05
Shoshone — Salt Lake City.....	2.50

Seat Fares in

Union Pacific Parlor Cars

(Federal Transportation Tax of 10%
not included)

Portland — Seattle.....	\$1.60
Portland — Tacoma.....	1.20
Tacoma — Seattle.....	.90

Do You Know About Our

Prepaid Ticket Order Plan?

- We have a plan whereby you may purchase, at your railroad station, an order for railroad service, to be used by a member of your family, or any other person you may designate, at some distant station.
- This service offers a particularly safe and convenient way of providing tickets and other railroad service to students returning home at holiday and vacation time.
- These prepaid orders may include railroad tickets, sleeping and parlor car tickets, and cash for meals and other incidentals. Your railroad agent will handle them for you—by telegraph if necessary—and they will be delivered without service charge to any person you may specify, in the United States or Canada.

UNION PACIFIC RAILROAD

OAKLAND 12, CALIF.—214 First Western Bank Bldg., 436 14th St.—
J. A. GOLOBICK (Phone *Glencourt 1-8578*) General Agent
W. R. SCHMIDT City Passenger Agent
OGDEN, UTAH—City Ticket Office, Ben Lomond Hotel Bldg.— Phone *4-5533*
J. F. BAKER General Agent
H. O. MCINTYRE Traveling Freight and Passenger Agent
G. A. NEBBER Depot Passenger Agent
A. J. HILL Passenger Representative
OMAHA 2, NEBR.—Union Pacific Building, 1416 Dodge St.— Phone *Jackson 6892*
A. G. HILKER Passenger Traffic Manager
G. ANDERSON Assistant Passenger Traffic Manager
I. D. KESSLER Assistant Passenger Traffic Manager
R. B. JOHNSON General Passenger Agent
G. I. GILES Assistant General Passenger Agent
F. W. HICKSON Manager Mail, Baggage and Express Traffic
J. C. BEAUMONT General Freight Agent
J. W. JARVIS Supervisor Agricultural Development
City Ticket Office—Corner 15th & Dodge Streets— Phone *Jackson 6892*
WALTER CONREY General Agent, Passenger Department
M. W. BREWER City Ticket Agent
R. S. FARLEY City Passenger Agent
L. S. NORGDAR Traveling Passenger Agent
J. D. MARTIN Traveling Passenger Agent
D. E. LYNCH Depot Passenger Agent
J. J. LEWIS Passenger Representative
MRS. MYRTLE MASON Women's Travel Department
R. A. FORAL General Agent, Freight Department
City Ticket Office—1614 Farnam Street— Phone *Jackson 5882*
W. W. NEILL Ticket Agent
PASADENA 1, CALIF.—Un. Pac. Station, 205 W. Colorado St.—Ph. *SYcamore 2-4107*
L. A. WIRGLER General Agent
E. C. BOSSARD City Passenger Agent
C. M. ALLEN Passenger and Freight Traffic Agent
R. J. BASS City Ticket Agent
PHILADELPHIA 2, PA.—904 Girard Trust Bldg., Broad St. & So. Penn Sq.—
H. F. FARR (Phone *Rittenhouse 6-8170*) General Agent
T. M. J. FRITZ City Passenger Agent
PITTSBURGH 22, PA.—1419 Oliver Bldg., Smithfield Street and Sixth Avenue—
H. F. BREVOORT (Phone *Atlantic 1-0860*) General Agent
GREGG W. COOK District Passenger Agent
R. K. STECK City Passenger Agent
S. J. GUNNER Traveling Freight and Passenger Agent
E. W. HARRIS Traveling Freight and Passenger Agent
POCATELLO, IDAHO—Union Pacific Passenger Station— Phone *268*
R. A. ANDERSON General Agent
L. G. MALZAHN (Idaho Falls) Traveling Freight and Passenger Agent
R. B. WRIGHT (Twin Falls) Traveling Freight and Passenger Agent
POMONA, CALIF.—Union Pacific Passenger Station— Phone *LYcoming 2-5501*
G. J. CROSS Passenger and Freight Traffic Agent
PORTLAND 5, ORE.—751 Pittock Block— Phone *CAptitol 7-7771*
C. W. EYERS Traffic Manager
W. V. KEE Assistant Traffic Manager
FRED LINGENFELDER General Passenger Agent
P. A. COLE Assistant General Passenger Agent
T. J. DOWD General Freight Agent
DON SUTHERLAND General Agent, Freight Department
J. E. SOUTHWORTH Traveling Passenger Agent
L. A. NEASE District Baggage Agent
City Ticket Office—701 S. W. Washington Street— Phone *CAptitol 7-7771*
N. B. FALLAS General Agent, Passenger Department
C. P. WHEELER City Ticket Agent
WM. S. RUSH City Passenger Agent
T. W. HOLMAN City Passenger Agent
C. K. WILLIAMS City Passenger Agent
AARON J. BROWN City Passenger Agent
O. M. HANSEN Depot Passenger Agent
RENO, NEV.—209 American Bldg., 131 West 2nd St.— Phone *3-4331*
W. M. CUNNINGHAM General Agent
RIVERSIDE, CALIF.—Union Pacific Pass. Station, 7th & Vine Sts.—
J. L. BRECHIN (Phone *Overland 3-3190*) General Agent
RALPH E. TUTTLE City Freight and Passenger Agent
NORMAN N. GREDSTED City Freight and Passenger Agent
B. A. STEWART Traveling Freight and Passenger Agent
ST. JOSEPH 2, MO.—City Ticket Office, 516 Francis Street— Phone *2-5485*
L. L. CRAWFORD General Freight and Passenger Agent
W. R. TAYLOR Passenger and Ticket Agent
J. W. MARTIN (Hastings, Nebr.) Traveling Freight and Passenger Agent
ST. LOUIS 1, MO.—1223 Ambassador Bldg., 411 North 7th St.— Phone *CHestnut 1-7750*
T. W. GURSKY General Agent
E. O. HALL City Passenger Agent
A. F. WALTEMATH Traveling Passenger Agent
SACRAMENTO 14, CALIF.—217 Forum Bldg., 1107 Ninth St.—
F. A. FOX (Phone *Gilbert 2-1025*) General Agent
J. G. JOHNSON (Klamath Falls) District Freight and Passenger Agent
E. A. GAHL Traveling Freight and Passenger Agent
SALINA, KANS.—Third and Ash Streets— Phone *4631*
T. F. MEYER General Agent
SALT LAKE CITY 11, UTAH—417 South Main St.— Phone *EMpire 3-1544*
SAM REINHARDT Traffic Manager
RHEES FIFE General Passenger Agent
City Ticket Office—417 South Main Street— Phone *EMpire 3-1544*
R. T. GRIFFIN General Agent, Passenger Department
F. L. MCKEAN District Passenger Agent
E. H. LYMAN City Ticket Agent
MARK R. HURD City Passenger Agent
C. S. SHARP City Passenger Agent
E. F. BROWN Traveling Passenger Agent
H. H. HOLMES Depot Passenger Agent
R. F. PETTIGREW General Agent, Freight Department
SAN DIEGO 1, CALIF.—City Ticket Office, 320 Broadway—Phone *Belmont 3-7241*
H. G. LARIMER General Agent
L. H. LINSTROM Ticket Agent
R. T. GORE Passenger and Freight Traffic Agent
SAN FRANCISCO 2, CALIF.—291 Geary Street— Phone *Garfield 1-6080*
M. H. FOWLER Traffic Manager
F. C. BELL General Agent, Freight Department
W. E. KENNEDY (Santa Rosa) Traveling Freight and Passenger Agent
City Ticket Office—Geary at Powell Street— Phone *Garfield 1-6080*
B. P. COSTELLO General Freight and Passenger Agent
J. T. FITZGERALD City Ticket Agent
C. C. CROUBE City Passenger Agent
R. W. McDONALD City Passenger Agent
SAN JOSE 13, CALIF.—811 Bank of America Bldg., First and Santa Clara Sts.—
H. C. DANER (Phone *Cypress 2-3878*) General Agent
W. H. MCPHERSON (Salinas) District Freight and Passenger Agent
W. E. MCTIGHE Traveling Freight and Passenger Agent
SAN PEDRO, CALIF.—City Ticket Office, 805 So. Pacific Ave.—
J. V. CONNETT (Phone *TErminat 2-7531*) General Agent
R. P. COYLE City Freight and Passenger Agent
R. N. ASHBY City Ticket Agent
SANTA ANA, CALIF.—City Ticket Office, 305 North Main Street—
ERNST G. HAYES (Phone *KImberly 2-3276*) General Agent
R. E. SMITH City Freight and Passenger Agent
SANTA MONICA, CALIF.—City Ticket Office, 307 Santa Monica Blvd.—
W. A. CHENEY (Phone *Et Brook 5-1215*) General Agent
J. A. MALASPINA City Ticket Agent
C. F. FARMER City Freight and Passenger Agent
SEATTLE 4, WASH.—204 Union Station, 4th Ave. & Jackson St.—Phone *ELIou 6933*
P. A. AULENBACHER Assistant Traffic Manager
A. C. TAYLOR Traveling Freight and Passenger Agent
SEATTLE 12, WASH.—City Ticket Office—1300 Fourth Avenue at University—
W. H. AHLGRIM (Phone *MAdison 4181*) General Agent, Passenger Department
C. G. ROBERTS (ELIou 6933) City Passenger Agent
F. R. STERN City Passenger Agent
W. C. McLAUGHLIN Passenger Agent
SIoux CITY 9, IOWA—418 Benson Bldg., 705 Douglas St.— Phone *5-3328*
L. J. ROACH General Agent, Freight Department
SPOKANE 4, WASH.—City Ticket Office—727 Sprague Ave. Corner Post St.—
J. R. LEFFLER (Phone *Howard 6-3581*) General Agent
D. E. LEFFLER (Phone *MAdison 4181*) City Passenger Agent
W. O. BALDWIN Traveling Passenger Agent
WILLIAM BELL, 818-16th Ave. West, Calgary, Canada. Trav. Fht. & Pasgr. Agt.
Phone R-1170
STOCKTON 6, CALIF.—206 California Bldg., 11 So. San Joaquin St.—
CARL BIANCHINI (Phone *Howard 6-3581*) General Agent
L. A. DAY (Modesto) Traveling Freight and Passenger Agent
D. H. CUNDEE Traveling Freight and Passenger Agent
SUN VALLEY, IDAHO— Phone *Sun Valley 3511*
J. D. SIDLEY Transportation Agent
TACOMA 2, WASH.—City Ticket Office, 114 South Ninth St.—Phone *Broadway 2875*
F. G. ROTHWELL General Agent
R. C. CANADAY City Passenger Agent
H. A. JOHNSON Traveling Passenger Agent
L. E. TOMPKINS (Longview) Traveling Freight and Passenger Agent
TOPEKA, KANS. Freight Station— Phone *5-2134*
R. A. WINN General Agent, Freight Department
TORONTO 1, ONT.—201-2 Canadian Pacific Bldg., 69 Yonge St.—Phone *EMpire 4-7259*
W. W. CREIGHTON General Agent
TULSA 3, OKLA.—823 Kennedy Bldg., 321 South Boston St.—Phone *CHerry 2-6859*
B. B. BRADLEY General Agent
H. P. THOMPSON Traveling Freight and Passenger Agent
VICTOR, IDAHO—Union Pacific Station— Phone *521*
R. O. RYTING Agent
WALLA WALLA, WASH.—1st. Nat'l Bank Bldg., 2nd & Alder Sts.— Phone *30*
J. M. LANDAU General Agent
L. E. MCHARGUE City Freight and Passenger Agent
L. E. DONAHUE (Pendleton) Traveling Freight and Passenger Agent
WASHINGTON 5, D.C.—500 Shoreham Bldg., 15th and H Sts., N. W.—
J. R. HENDERSON (Phone *REpublic 7-0800*) General Agent
RAY C. HARTSEL District Passenger Agent
MARY MAHAN City Passenger Agent
R. H. GATES (Richmond, Va.) Traveling Freight and Passenger Agent
WEST YELLOWSTONE, MONT.—Union Pacific Station— Phone *2291*
A. SMITH (Station open only during Summer Season) Agent
WINSTON-SALEM 3, N. C.—311 Reynolds Bldg., 4th and Main Sts.—Phone *2-4581*
D. R. WALKER General Agent
YAKIMA, WASH.—Union Pacific Building, 104 W. Yakima Ave.— Phone *4181*
V. E. BUCHANAN General Agent
F. B. COX (Kennewick, Wash.) Traveling Freight and Passenger Agent
D. W. MILES Traveling Freight and Passenger Agent

E. A. KLIPPEL
 General Passenger Traffic Manager
 OMAHA 2, NEBR.

W. T. BURNS
 Vice-President, Traffic
 OMAHA 2, NEBR.

J. R. MacANALLY
 General Freight Traffic Manager
 OMAHA 2, NEBR.

From Office . . . or Home

TELEPHONE YOUR TRANSPORTATION REQUIREMENTS

Passenger or Freight representatives in your nearest Union Pacific office are eager to help you.

Beginning on June 2

"CITY OF LOS ANGELES"

Domeliner

will be **ALL PULLMAN**

Travelers between Chicago and Los Angeles can be assured of all-new Pullman accommodations on this luxurious Domeliner. In addition there is the Astra Dome dining car — a Union Pacific exclusive—and Astra Dome observation lounge. A beautiful main dining room . . . the exquisite "Gold Room" for private dining parties . . . complete the picture of enjoyable, restful travel.

"THE CHALLENGER"

Domeliner

will be **ALL COACH**

The attractive Coaches are equipped with seats designed for day and night comfort; adjustable, reclining backs and stretch-out leg rests.

There's also an Astra Dome Coach . . . an inviting club lounge and a dining car serving moderately priced meals.

The schedule of both Domeliners provides early evening departure from Chicago with morning arrival in Los Angeles. Eastbound—the morning arrival in Chicago makes possible all important connections to the East.

"CITY OF DENVER" *Streamliner*
Now operating on

NEW EASTBOUND SCHEDULE

LV. DENVER (U.P.) 3:30 PM AR. CHICAGO (Milw. Road) 8:45 AM

Full day in Chicago for business travelers.

Makes all important connections at Chicago with eastbound trains.

The very newest type of Pullman accommodations.

The *only* Chicago-Denver train with Coach seats having restful, stretch-out leg rests. All seats reserved.

Distinctive English-type club car, "The PUB" for all passengers . . . beautiful Club Lounge for Pullman patrons.

Attractive dining car serving superb, freshly prepared meals.

Overnight—every night service between Chicago and Denver, westbound and eastbound.



UNION PACIFIC RAILROAD