

April 30, 1950

April 30, 1950

UNION PACIFIC RAILROAD

UNION PACIFIC RAILROAD

TIME TABLES

TIME TABLES




TABLE OF CONTENTS

Section	Page	Section	Page
Index to Union Pacific Stations.....	3 to 5	Connecting Bus Lines Service.....	38
Equipment of Through Trains.....	6 to 19	Address of Principal Union Pacific Stations.....	38
Condensed Train Schedules.....	6 to 19	Railroad Fares.....	41
Complete Train Schedules.....	20 to 37	Pullman Sleeping Car Charges.....	42 and 43
Map of Union Pacific and Connecting Lines.....	22 and 23	Special Service Charges.....	43
Connecting Rail Lines Service.....	28, 39 and 40	Union Pacific Representatives.....	Back Cover

INFORMATION

Miles shown on mile posts read westward from Council Bluffs, Iowa. Miles shown herein are from Omaha, Nebraska. (Variance approximately 3 miles.)

Time from midnight to noon inclusive, is indicated by light face type; **from noon to midnight inclusive, by dark face type.**

Any person who, because of mental, physical or other disability, is incapable of properly caring for himself or herself, will be received as a passenger **ONLY** when accompanied by a competent attendant.

Air-conditioned cars and individual seat coaches have been assigned to regular sections of most trains. Every effort is made to maintain this service, but operation of non-air-conditioned cars and non-individual seat coaches may be necessary on occasions due to emergencies.

On trains that carry chair car porters, there is no charge for the services of the porter. He will, however, collect a nominal charge for pillows.

Children under 5 years of age ride free, when accompanied by parent or guardian; 5 years of age and under 12, pay one-half fare; 12 years of age and over, pay full fare.

Should any question or difference of understanding arise with agents or conductors as to proper fare or ticket privileges, please pay fare requested, take receipt, and communicate with General Passenger Traffic Manager, Omaha 2, Nebr.

Tickets unused or partly used, will be redeemed under tariff regulations at proper value. Consult any Union Pacific office or write to Gen'l Passenger Traffic Mgr., Omaha 2, Nebr.

Stopovers are permitted at all points within final limit of tickets by notifying conductor.

Many attractive side trips and optional routes are available. Ask your local Agent or any Union Pacific representative for details.

Tickets reading via Union Pacific Railroad will be honored by Overland Greyhound Bus Lines between any two points between which those two companies jointly operate.

You are requested to purchase your tickets before boarding the train.

At Chicago the Parmelee coupon on a through railroad ticket entitles the holder, without additional charge, to have himself and hand luggage transferred in a Parmelee car from his incoming to his outgoing station or to a downtown destin-

ation. Or, when there is at least a 3-hour interval between arrival of train in Chicago and scheduled departure time from outgoing station, Parmelee will transfer such luggage to the passenger's outgoing station where it can be claimed at the parcel check room. The only cost is the usual parcel checking fee, 15 cents for each bag or parcel.

It is desirable to mark or tag each piece of baggage (for easy identification) with your name and address and, in addition, place your name and permanent address inside each piece, whether it is checked or carried with you on the train. Ask Ticket or Baggage Agent for free address labels.

For the convenience and comfort of themselves and others, passengers are requested to check their hand baggage whenever possible, except that actually needed for personal use enroute. No responsibility is assumed for unchecked articles left in stations, on platforms or in cars.

Checkable baggage consists of wearing apparel, toilet articles and such personal effects as the passenger may need for use on the trip.

Money, jewelry, negotiable papers, liquids, fragile or perishable articles, radios, typewriters, dishes and household goods must not be included in checked baggage.

One hundred and fifty (150) pounds of baggage, not exceeding one hundred dollars (\$100.00) in value, may be checked free on each adult ticket, and one-half those amounts in connection with half-fare tickets.

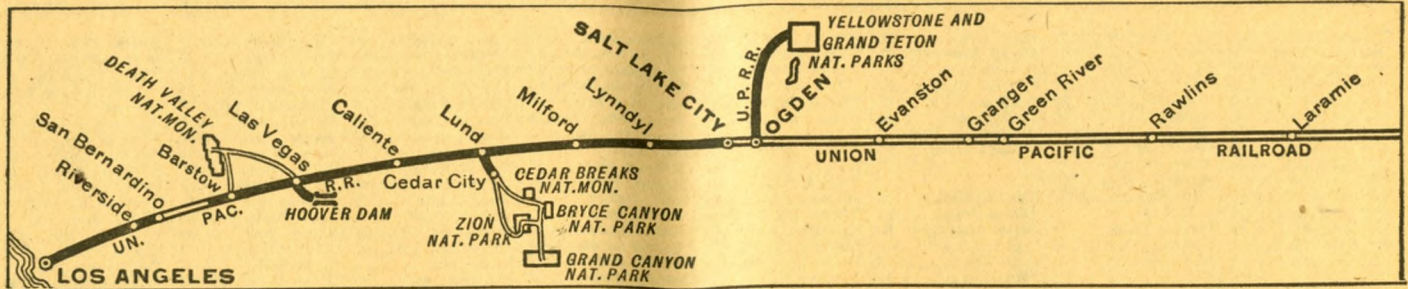
Passengers have the privilege of declaring additional value on checked baggage, not to exceed \$2500.00, upon payment of a nominal charge. Consult Baggage Agent.

Dogs or other small household pets will be transported in baggage cars, subject to tariff regulations, or they may be taken into room accommodations when in suitable containers and subject to Pullman Company regulations. Ask your Agent for full details.

No single piece of baggage, exceeding 300 pounds in weight, 72 inches in greatest dimension, or single shipments in excess of \$2500.00 in value, will be checked.

In case of lost articles, communicate with Manager, Mail, Baggage & Express Traffic, Omaha 2, Nebr.

Union Pacific Railroad is not responsible for errors in time tables, loss of time, inconvenience or damage resulting from delayed trains, or failure to make connections. Schedules, consists and designations of trains shown in this folder are subject to change without notice.



NEW YORK, CHICAGO and MINNEAPOLIS to LOS ANGELES via Omaha and Salt Lake City

Table A Condensed Schedules All Trains Daily		Streamliner City of Los Angeles 103 Daily Example	Los Angeles Limited Daily Example	Utahn 3 Daily Example	Gold Coast -Pony Express 23-37 Daily Example
Lv New York (EST) N.Y.C.			3.00 SA		
Ar Chicago (C.S.T.)			7.05 SU		
Lv New York (EST) Penn.RR			4.00 SA		
Lv N. Philadelphia (E.S.T.)			5.20 SA		
Ar Chicago (C.S.T.)			7.00 SU		
Lv Chicago (CST) C.&N.W.	7.15 SU		12.01 SU		10.00 SU
Ar Omaha	3.00 MO		9.00 SU		9.00 MO
Lv Minneapolis C. & N. W.			9.30 SU	9.30 SU	9.15 SU
Ar St. Paul			10.10 "	10.10 "	9.55 SU
Ar Sioux City			6.05 "	6.05 "	5.00 MO
Ar Omaha			8.35 SU	8.35 SU	7.45 MO
Lv Omaha (C.S.T.) Un. Pac.	3.10 MO		9.25 SU	10.00 SU	9.30 MO
Ar Fremont				10.59 SU	10.16 "
Ar Columbus				11.59 SU	11.08 "
Ar Grand Island	5.10 "			1.30 MO	12.25 "
Ar Kearney				2.25 "	1.07 "
Ar North Platte (C.S.T.)	6.55 "			4.30 "	2.50 "
Ar North Platte (M.S.T.)				1.30 "	2.00 "
Ar Sidney	7.43 "			3.50 "	4.20 "
Ar Cheyenne	9.25 "			6.00 "	6.25 "
Lv Cheyenne	9.35 "			6.10 "	6.35 "
Ar Laramie	10.55 "			7.40 "	8.05 "
Ar Rawlins	12.45 "			9.55 "	10.50 MO
Ar Rock Springs					1.25 TU
Ar Green River	3.05 "			12.50 "	5.25 "
Ar Evanston	4.45 "			2.50 "	7.23 "
Ar Ogden	6.20 "			4.40 "	9.15 "
Lv Ogden	6.30 "			5.00 "	9.45 "
Ar Salt Lake City	7.10 "			5.50 "	10.35 "
Lv Salt Lake City	7.20 "			6.00 "	10.55 MO
Ar Milford	10.28 MO			10.05 MO	2.55 TU
Ar Lund					3.33 "
Ar Cedar City					4.45 TU
Lv Cedar City					11.15 MO
Lv Lund (M.S.T.)					3.33 TU
Lv Callente (P.S.T.)					4.40 "
Ar Las Vegas	2.25 TU				7.50 "
Ar San Bernardino	7.20 "				8.30 "
Ar Riverside					9.00 "
Ar East Los Angeles	8.40 "				10.10 "
Ar Los Angeles (P.S.T.)	9.00 TU				10.40 TU
Ar Alhambra	9.05 TU				10.35 TU
Ar Pasadena	9.20 "				10.50 "
Ar Glendale	9.55 TU				11.25 TU
Ar Anaheim	9.50 TU				11.20 TU
Ar Long Beach	9.35 TU				11.05 TU
Ar San Pedro (P.S.T.)	10.05 TU				11.30 TU

Equipment for Page 6

★ **NO. 103—Streamliner CITY OF LOS ANGELES—DAILY—Extra Fare**
Cars from Chicago run via C. & N. W. east of Omaha.

Club Lounge Car ⊙ Chicago to Los Angeles—(Bath, radio).
Standard Sleeping Cars Chicago to Los Angeles—Drawing-rooms, Compartments, Bedrooms, Roomettes, Sections.
Reclining Seat Coaches Chicago to Los Angeles—(all seats reserved).
Cafe Lounge Car Chicago to Los Angeles—Moderately priced meals and lounge for coach passengers.
Dining Car A la carte and club or table d'hote service.

★ **NO. 1—LOS ANGELES LIMITED—DAILY—No Extra Fare**

Cars from Chicago and Minneapolis-St. Paul run via C. & N. W. to Omaha; thence U. P.
Club Lounge Car ⊙ Chicago to Los Angeles—(Radio).
Standard Sleeping Cars Chicago to Los Angeles—2 D.R., 4 Compts., 4 Dbl. Bdrm. Chicago to Los Angeles—12 Roomettes, 4 Dbl. Bdrm. Chicago to Los Angeles—14 Sections. Chicago to Los Angeles—10 Roomettes, 6 Dbl. Bdrms. — (Summer Season only).
New York to Los Angeles—10 Roomettes, 6 Double Bedrooms (N.Y.C. No. 65 to Chicago).
New York to Los Angeles—10 Roomettes, 6 Double Bedrooms (P.R.R. No. 49 to Chicago).
Minneapolis-St. Paul to Los Angeles—6 Sections, 6 Roomettes, 4 Dbl. Bedrooms (203-10-203 to Omaha).
Chicago to Los Angeles—14 Sections.

Reserved Seat Coaches Chicago to Los Angeles (2 cars—reclining seats).
Coach Lounge Car Chicago to Los Angeles.
Dining Car A la carte and club or table d'hote service.

★ **NO. 3—UTAHN—DAILY**

Club Lounge Car ⊙ Cheyenne to Los Angeles.
Standard Sleeping Cars Omaha to Cheyenne—12 Sections, Drawing-room. Cheyenne to Los Angeles—12 Roomettes, 4 Double Bedrooms (No. 9 from St. Louis).
Cheyenne to Los Angeles—6 Roomettes, 6 Sections, 4 Double Bedrooms.—(Summer Season only).
Cheyenne to Ogden—6 Sec., 6 Rmtte., 4 Dbl. Bdrm. (Wab.-U.P. 9 from St. Louis; S.P. 27 to San Francisco).
Salt Lake City-Los Angeles—10 Sec., D.R., 2 Compt. Salt Lake City to Cedar City—8 Sections, D. R., 2 Compts. (No. 301 beyond Milford—Summer Season only).
Cedar City to Los Angeles—8 Sec., D.R., 2 Compts. (No. 302 to Milford—Summer Season only).
Coach-Tourist Sleeper Omaha to Gering and South Torrington—6 Sections (No. 93 beyond North Platte). From Omaha on Mondays, Wednesdays and Fridays only.

Reclining Seat Coaches Omaha to Los Angeles (not reserved).
Cheyenne to Los Angeles (Wab.-U.P. 9 from St. Louis—all seats reserved).
Salt Lake City to Cedar City (No. 301 beyond Milford—Summer Season only).
Dining Car North Platte to Los Angeles—a la carte and club or table d'hote service.

★ **23-37—GOLD COAST—PONY EXPRESS—DAILY**

23 to Ogden: 37 to Los Angeles. Cars from Chicago run via C.&N.W. east of Omaha.
Club Lounge Service ⊙ Chicago to Los Angeles.
Standard Sleeping Cars Chicago to Los Angeles—10 Sec., 3 Dbl. Bedrooms. Butte to Los Angeles—14 Roomette, 4 Double Bedrooms. (No. 30 to Salt Lake City).
Sun Valley to Los Angeles—6 Compts., 3 D.R. (56-12-32 to Salt Lake City). (Winter Season).
Las Vegas to Los Angeles—8 Sec., D.R., 3 Dbl. Bdrms.
Reclining Seat Coaches Chicago to Los Angeles. Ogden to Los Angeles (No. 37 from Kansas City).
Dining Car A la carte and club or table d'hote service. (Breakfast not served into Los Angeles).

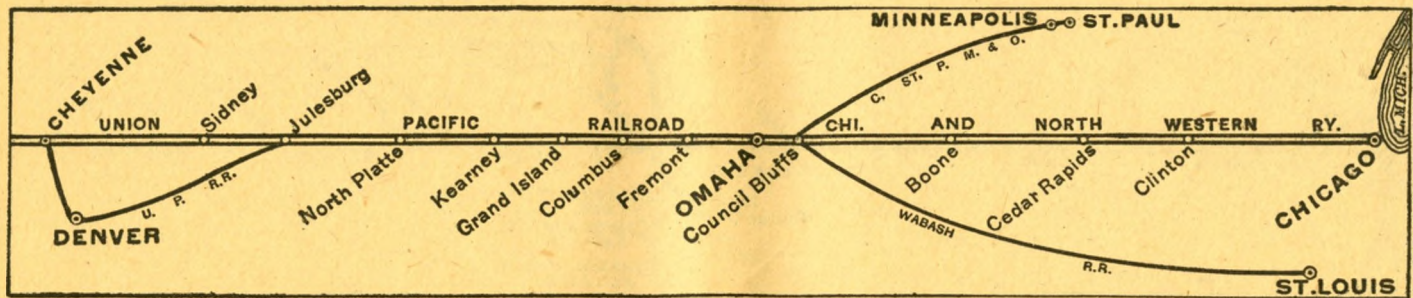
Footnotes for Page 6

- ⊙ Club lounge cars are for the exclusive use of standard sleeping car passengers. The City of Los Angeles and Los Angeles Limited have lounge cars for coach passengers.
- ⊠ Conditional stop; see Tables 1 or 3. ▲ Motor Bus between Lund and Cedar City.
- ♣ Motor bus connections with main line trains at East Los Angeles.
- Extra fare train; limited handling of baggage, consult agent. See tables 1 and 2.

- ★ Regularly assigned through cars air-conditioned. (f) Stops only on signal.
- (E.S.T.) Eastern standard time. (C.S.T.) Central standard time.
- (M.S.T.) Mountain standard time. (P.S.T.) Pacific standard time.

Time from 12.01 midnight to 12.00 noon shown in light face type.

Time from 12.01 noon to 12.00 midnight shown in heavy face type.



LOS ANGELES to CHICAGO, NEW YORK and MINNEAPOLIS via Salt Lake City and Omaha

Table A Condensed Schedules All Trains Daily		Streamliner City of Los Angeles 104 Daily Example	Los Angeles Limited 2 Daily Example	Utahn 4 Daily Example	Pony Express- Gold Coast 38-24 Daily Example
Lv San Pedro (P.S.T.)	3.20 SU	10.30 SU	9.45 SU	6.00 SU	
Lv Long Beach	3.50 SU	11.00 SU	10.15 SU	6.30 SU	
Lv Anaheim	3.45 SU	10.55 SU	10.10 SU	6.25 SU	
Lv Glendale	3.30 SU	10.50 SU	10.05 SU	6.20 SU	
Lv Pasadena	4.10 SU	11.25 SU	10.40 SU	6.55 SU	
Lv Alhambra	4.25 SU	11.40 SU	10.55 SU	7.10 SU	
Lv Los Angeles (P.S.T.)	5.00 SU	12.01 SU	11.15 SU	7.30 SU	
" East Los Angeles	5.20 SU	12.25 SU	11.40 SU	7.55 SU	
" Riverside	6.00 SU	1.25 SU	12.40 SU	9.15 SU	
" San Bernardino	6.38 SU	1.50 SU	1.05 SU	9.55 SU	
Lv Las Vegas	11.55 SU	7.40 SU	7.05 SU	5.30 MO	
Lv Callente (P.S.T.)			9.55 SU	8.40 MO	
Ar Lund (M.S.T.)			12.45 MO	11.50 MO	
Ar Cedar City			4.45 MO	1255 MO	
Lv Cedar City			1115 SU	1020 MO	
Lv Lund			1245 MO	1150 MO	
" Milford	5.40 MO	2.15 MO	1.35 MO	12.40 MO	
Ar Salt Lake City	8.40 MO	6.10 MO	5.10 MO	5.15 MO	
Lv Salt Lake City	8.50 MO	6.20 MO	5.30 MO	5.45 MO	
Ar Ogden	9.30 MO	7.10 MO	6.20 MO	6.40 MO	
Lv Ogden	9.40 MO	7.30 MO	6.50 MO	7.15 MO	
" Evanston	11.09 MO	9.19 MO	8.40 MO	9.30 MO	
" Green River	1.00 MO	11.20 MO	10.55 MO	12.15 TU	
" Rock Springs			11.16 MO	12.40 MO	
" Rawlins	3.15 MO	2.05 MO	1.35 MO	3.25 MO	
" Laramie	5.10 MO	4.25 MO	3.55 MO	6.35 MO	
Ar Cheyenne	6.20 MO	5.45 MO	5.15 MO	8.15 MO	
Lv Cheyenne	6.30 MO	6.00 MO	6.05 MO	8.30 MO	
Lv Sidney	7.52 MO	7.40 MO	8.30 MO	10.20 MO	
Ar North Platte (M.S.T.)	9.33 MO	9.28 MO	11.00 MO	12.30 MO	
Lv North Platte (C.S.T.)	10.38 MO	11.00 MO	12.50 MO	1.40 MO	
" Kearney			2.40 MO	3.40 MO	
" Grand Island	12.31 TU	1.15 MO	3.45 MO	4.45 MO	
" Columbus			5.10 MO	5.52 MO	
" Fremont			6.08 MO	6.49 MO	
Ar Omaha	2.40 TU	3.50 TU	7.00 TU	7.50 TU	
Lv Omaha C. & N. W.	2.50 TU	4.30 TU	11.00 TU	8.30 TU	
Ar Chicago (C.S.T.)	10.45 TU	2.00 TU	8.00 TU	8.15 WE	
Lv Chicago (CT) Penn. RR		6.00 TU			
Ar N. Phila., Pa. (E.S.T.)		9.51 WE			
Ar New York (E.S.T.)		11.25 WE			
Lv Chicago (CST) N.Y.C.		6.15 TU			
Ar New York (E.S.T.)		11.59 WE			
Lv Omaha C. & N. W.		9.00 TU		10.25 TU	
Ar Sioux City		12.01 TU		1.05 WE	
Ar St. Paul		7.40 TU		7.45 WE	
Ar Minneapolis (C.S.T.)		8.15 TU		8.20 WE	

Equipment for Page 7

★ NO. 104—Streamliner CITY OF LOS ANGELES—Daily—Extra Fare

Cars to Chicago run via C. & N. W. east of Omaha.
 Club Lounge Car ☉ Los Angeles to Chicago—(Bath, radio).
 Standard Sleeping Cars..... Los Angeles to Chicago—Drawing-rooms, Compartments, Bedrooms, Roomettes, Sections.
 Reclining Seat Coaches..... Los Angeles to Chicago—(all seats reserved).
 Cafe Lounge Car..... Los Angeles to Chicago—Moderately priced meals and lounge for coach passengers.
 Dining Car..... A la carte and club or table d'hote service.

★ NO. 2—LOS ANGELES LIMITED—DAILY—No Extra Fare

Cars to Chicago and St. Paul—Minneapolis run via C. & N. W. east of Omaha.
 Club Lounge Car ☉ Los Angeles to Chicago—(Radio).
 Standard Sleeping Cars..... Los Angeles to Chicago—2 Drawing-rooms, 4 Compartments, 4 Double Bedrooms.
 Los Angeles to Chicago—12 Roomettes, 4 Dbl. Bdrm.
 Los Angeles to Chicago—14 Sections.
 Los Angeles to Chicago—10 Roomettes, 6 Double Bedrooms.—(Summer Season only).
 Los Angeles to New York—10 Roomettes, 6 Double Bedrooms (N.Y.C. No. 22 east of Chicago).
 Los Angeles to New York—10 Roomettes, 6 Double Bedrooms (P.R.R. No. 2 east of Chicago).
 Los Angeles to St. Paul—Minneapolis—6 Secs., 6 Roomettes, 4 Double Bedrooms (204-9-204 east of Omaha).
 Reserved Seat Coaches..... Los Angeles to Chicago (2 cars—reclining seats).
 Coach Lounge Car..... Los Angeles to Chicago.
 Dining Car..... A la carte and club or table d'hote service.

★ NO. 4—UTAHN—DAILY

Los Angeles to Cheyenne.
 Standard Sleeping Cars..... Los Angeles to Cheyenne—6 Sections, 6 Roomettes, 4 Double Bedrooms (No. 10 to St. Louis).
 Los Angeles to Cheyenne—6 Roomettes, 6 Sections, 4 Double Bedrooms.—(Summer Season only).
 Los Angeles to Salt Lake City—10 Sections, 1 Drawing-room, 2 Compartments.
 Los Angeles to Cedar City—10 Sec., D.R., Compts. (No. 301 Milford to Cedar City—Summer Season only).
 Cedar City to Salt Lake City—8 Sections, D.R., Compts. (No. 302 to Milford—Summer Season only).
 Cheyenne to Omaha—12 Sections, Drawing-room.
 Coach-Tourist Sleeper..... South Torrington and Gering to Omaha—6 Sections (No. 94 to North Platte). From South Torrington and Gering on Tuesdays, Thursdays and Saturdays only.
 Reclining Seat Coaches..... Los Angeles to Omaha (not reserved).
 Los Angeles to Cheyenne (No. 10 to St. Louis—all seats reserved).
 Cedar City to Salt Lake City. (No. 302 to Milford). (Summer Season only).
 Dining Car..... Los Angeles to North Platte—a la carte and club or table d'hote service.

★ NO. 38-24—PONY EXPRESS—GOLD COAST—DAILY

38 to Ogden; 24 to Chicago. Cars to Chicago run via C. & N. W. east of Omaha.
 Club Lounge Service ☉ Los Angeles to Chicago.
 Standard Sleeping Cars..... Los Angeles to Chicago—10 Sec., 3 Dbl. Bedrooms.
 Los Angeles to Butte—14 Roomettes, 4 Double Bedrooms (No. 29 north of Salt Lake City).
 Los Angeles to Sun Valley—6 Compts., 3 D.R. (Nos. 29-25-55 north of Salt Lake City) (Winter Season).
 Los Angeles to Las Vegas—8 Sec., D.R., 3 Dbl. Bdrms.
 Reclining Seat Coaches..... Los Angeles to Ogden (for Kansas City).
 Los Angeles to Chicago.
 Dining Car..... A la carte and club or table d'hote service.
 (Dinner not served leaving Los Angeles).

Footnotes for Page 7

☉ Club lounge cars are for the exclusive use of standard sleeping car passengers.

The City of Los Angeles and Los Angeles Limited have lounge cars for coach passengers.

☐ Conditional stop; see Tables 1 or 3. ▲ Motor Bus between Lund and Cedar City.

♦ Motor bus connections at East Los Angeles. Advance notice to U. P. ticket agent necessary.

● Extra fare train; limited handling of baggage, consult agent. See tables 1 and 2.

★ Regularly assigned through cars air-conditioned. (f) Stops only on signal.

(E.S.T.) Eastern standard time.

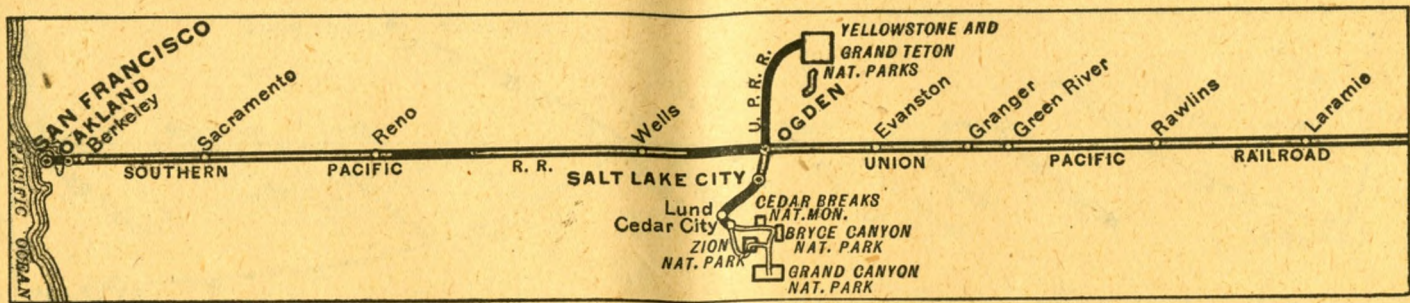
(C.S.T.) Central standard time.

(M.S.T.) Mountain standard time.

(P.S.T.) Pacific standard time.

Time from 12.01 midnight to 12.00 noon shown in light face type.

Time from 12.01 noon to 12.00 midnight shown in heavy face type.



NEW YORK, CHICAGO and ST. LOUIS to SAN FRANCISCO via Omaha

Table B Condensed Schedules All Trains Daily	Streamliner City of San Francisco 101 Daily Example	San Francisco Overland 27 Daily Example	Gold Coast 23 Daily Example
Lv New York (E.S.T.) N.Y.C.		11.01	
Ar Chicago (C.S.T.)		3.00	
Lv New York (EST) Penn. R.R.		11.40	
Lv N. Phila., Pa. (E.S.T.)		1.09	
Ar Chicago (C.S.T.)		3.40	
C. & N. W.			
Lv Chicago (O.S.T.)	7.00 SUN	8.00 SUN	10.00 SUN
Lv Clinton	9.14 " "	10.25 " "	1.05 MON
Lv Cedar Rapids	10.25 SUN	11.48 SUN	2.38 " "
Ar Council Bluffs		5.10 MON	8.30 " "
Ar Omaha	2.45 MON	5.30 MON	9.00 MON
C. & N. W.			
Lv Minneapolis		203-10-203	201-2-201
Lv St. Paul		9.30 SUN	9.15 SUN
Lv Sioux City		10.10 " "	9.55 SUN
Ar Omaha		6.05 " "	5.00 MON
		8.35 SUN	7.45 MON
Lv St. Louis (Wab.)			7.15 SUN
Ar Omaha			7.45 MON
Union Pacific			
Lv Omaha (C.S.T.)	2.55 MON	5.45 MON	9.30 MON
Ar Fremont			10.18 " "
Ar Columbus			11.08 " "
Ar Grand Island	4.55 " "	8.25 " "	12.25 " "
Ar Kearney			1.07 " "
Ar North Platte (C.S.T.)	6.40 " "	10.40 " "	2.50 " "
Lv North Platte (M.S.T.)	5.45 " "	9.50 " "	2.00 " "
Lv Sidney	7.28 " "	12.10 " "	4.20 " "
Ar Cheyenne	9.10 " "	2.20 " "	6.25 " "
Lv Cheyenne	9.20 " "	2.30 " "	6.35 " "
Ar Laramie	10.40 " "	4.00 " "	8.05 " "
Ar Rawlins	12.30 " "	6.15 " "	10.50 MON
Ar Rock Springs			1.25 TUE
Ar Green River	2.40 " "	9.00 " "	1.50 " "
Lv Green River	2.50 " "	9.10 " "	2.10 " "
Ar Evanston	4.30 " "	11.17 MON	4.22 " "
Ar Ogden (M.S.T.)	6.05 MON	1.03 TUE	6.15 TUE
Lv Salt Lake City (M.S.T.)		11.30 MON	5.30 TUE
Southern Pacific			
Lv Ogden (M.S.T.)	6.22 MON	1.18 TUE	8.00 TUE
Ar Reno (P.S.T.)	2.22 TUE	11.11 " "	10.40 " "
Ar Truckee		12.07 " "	11.45 TUE
Ar Sacramento	6.50 " "	4.05 " "	4.15 WED
Lv Sacramento	6.55 " "	4.10 " "	4.35 " "
Ar Berkeley	8.25 " "	5.55 " "	6.38 " "
Ar Oakland (16th St.)	8.37 " "	6.07 " "	6.47 " "
Ar Oakland Pier	8.45 " "	6.15 " "	6.55 " "
Ar San Francisco (P.S.T.)	9.15 TUE	6.55 TUE	7.35 WED

Equipment for Page 8

★ **NO. 101—Streamliner CITY OF SAN FRANCISCO—Daily—Extra Fare**

Cars from Chicago run via C. & N. W. to Omaha; U. P. to Ogden; S. P. to San Francisco.
 Club Car ⊙..... Chicago to San Francisco (Radio).
 Standard Sleeping Cars... Chicago to San Francisco—Drawing-rooms, Compts., Double Bedrooms, Duplex Single Bedrooms, Roomettes, Sections.
 Reclining Seat Coaches... Chicago to San Francisco—all seats reserved.
 Cafe Lounge Car..... Chicago to San Francisco—Moderately priced meals and lounge for coach passengers.
 Main Dining Car..... A la carte and club or table d'hote service.
 The Duplex Single Bedroom cars do not operate every trip. Consult Ticket Agent for particulars.

★ **NO. 27—SAN FRANCISCO OVERLAND—DAILY**

Pullmans and reserved seat coaches, no extra fare, Chicago to San Francisco.
 Cars from Chicago run via C. & N. W. to Omaha; U. P. to Ogden; S. P. to San Francisco.

Club Lounge Car ⊙..... Chicago to San Francisco (Radio).
 Standard Sleeping Cars... New York to San Francisco—10 Roomettes, 6 Double Bedrooms (P.R.R. No. 55 to Chicago).
 New York to San Francisco—10 Roomettes, 5 Double Bedrooms (N.Y.C. No. 59 to Chicago).
 Chicago to San Francisco—2 Drawing-rooms, 4 Compartments, 4 Double Bedrooms.
 Chicago to San Francisco—6 Sections, 6 Roomettes, 4 Double Bedrooms.
 Salt Lake City to San Francisco—10 Sections, D. R., Compts. (No. 33 to Ogden).
 Reclining Seat Coaches... Chicago to San Francisco (2 cars—all seats reserved).
 Cafe Lounge Car..... Chicago to San Francisco—Moderately priced meals and Lounge for Coach Passengers.
 Dining Car..... A la carte and club or table d'hote service.

★ **NO. 23—GOLD COAST—DAILY**

Cars from Chicago run via C. & N. W. to Omaha; U. P. to Ogden; S. P. to San Francisco.
 Club Lounge Car ⊙..... Chicago to San Francisco.
 Standard Sleeping Cars... Chicago to San Francisco—12 Sections, D.R. (3 cars).
 Ogden to San Francisco—10 Sec., 1 D. R., 2 Compts.
 Ogden to San Francisco—12 Sections, Drawing-room (No. 37 from Denver).
 Reclining Seat Coaches... Chicago to San Francisco.
 Dining Car..... A la carte and club or table d'hote service.

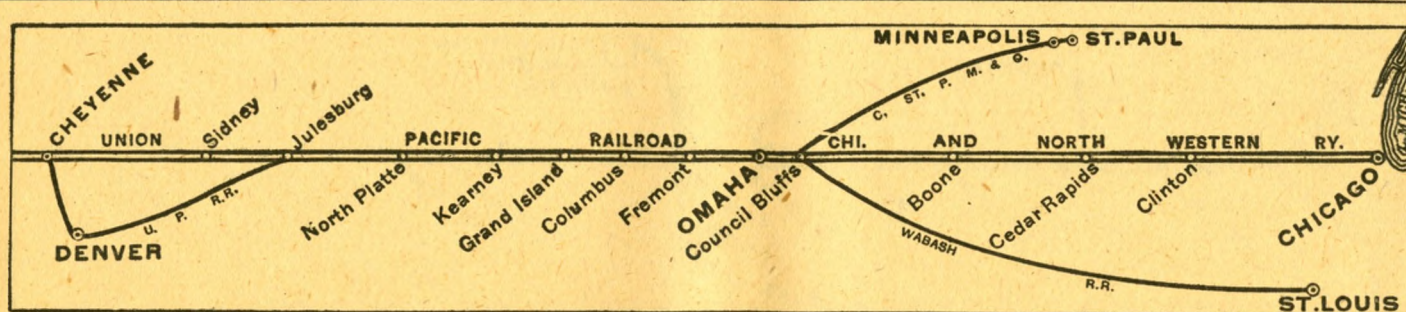
Footnotes for Page 8

Passengers Use Ferry Steamer between Oakland Pier and San Francisco.

- ⊙ Club lounge cars are for the exclusive use of standard sleeping car passengers. The City of San Francisco and San Francisco Overland have lounge cars for coach passengers.
- ☐ Conditional stop; see table 1.
- Extra fare train; limited handling of baggage, consult agent. See tables 1 and 2.
- (f) Stops only on signal.

- ★ Regularly assigned through cars air-conditioned.
- (E.S.T.) Eastern standard time. (C.S.T.) Central standard time.
- (M.S.T.) Mountain standard time. (P.S.T.) Pacific standard time.

Time from 12:01 midnight to 12:00 noon shown in light face type.
 Time from 12.01 noon to 12.00 midnight shown in heavy face type.



SAN FRANCISCO to CHICAGO, ST. LOUIS, and NEW YORK via Omaha

Table B Condensed Schedules All Trains Daily	Streamliner City of San Francisco 102 Daily Example	San Francisco Overland 28 Daily Example	Gold Coast 24 Daily Example
Southern Pacific			
Lv San Francisco (P.S.T.)	5.00 SUN	11.00 SUN	6.00 SUN
" Oakland Pier	5.25 "	11.30 "	6.30 "
" Oakland (16th St.)	5.32 "	11.38 "	6.38 "
" Berkeley	5.40 "	11.47 "	6.47 "
Lv Sacramento	7.15 "	1.35 "	8.55 "
" Sacramento	7.20 "	1.40 "	9.15 SUN
" Truckee	11.52 SUN	5.40 "	f 1.35 MON
" Reno (P.S.T.)	9.40 MON	6.40 SUN	2.55 "
Ar Ogden (M.S.T.)		6.25 MON	6.30 MON
Union Pacific			
Ar Salt Lake City (M.S.T.)		7.45 MON	10.25 MON
Lv Ogden (M.S.T.)	9.55 MON	6.45 MON	7.15 MON
" Evanston	11.23 "	8.32 "	9.30 "
Ar Green River	1.05 "	10.30 "	11.50 MON
Lv Green River	1.10 "	10.40 "	12.15 TUE
" Rock Springs	3.25 "	1.20 "	12.40 "
" Rawlins	5.20 "	3.40 "	3.25 "
" Laramie	6.30 "	5.00 "	6.35 "
Lv Cheyenne	6.40 "	5.15 "	8.30 "
" Sidney	8.02 "	7.00 "	10.20 "
Ar North Platte (M.S.T.)	9.43 "	8.50 "	12.30 "
Lv North Platte (C.S.T.)	10.48 MON	10.00 "	1.40 "
" Kearney	12.40 TUE	12.15 TUE	3.40 "
" Grand Island	2.50 TUE	3.10 TUE	4.45 "
" Columbus			5.52 "
" Fremont			6.49 "
Ar Omaha			7.50 TUE
C. & N. W.			
Lv Omaha	3.00 TUE	3.40 TUE	8.30 TUE
Lv Council Bluffs	7.05 "	8.38 "	8.45 TUE
Ar Cedar Rapids	8.20 "	10.05 "	2.35 WED
Ar Clinton	10.45 TUE	1.00 TUE	4.35 "
Ar Chicago (C.S.T.)			8.15 WED
Lv Omaha (Wab.)			
Ar St. Louis			
C. & N. W.			
Lv Omaha		(204-9-204)	(202-1-202)
Ar Sioux City		9.00 TUE	10.25 TUE
Ar St. Paul		12.01 "	1.05 WED
Ar Minneapolis (C.S.T.)		7.40 "	7.45 "
Lv Chicago (C.S.T.) N.Y.C.		8.15 TUE	8.20 WED
Ar New York (E.S.T.)		6.15 TUE	
Lv Chicago (C.S.T.) Penn.R.R.		11.59 WED	
Ar N. Phila., Pa. (E.S.T.)			
Ar New York (E.S.T.)		4.30 TUE	
		9.15 WED	
		10.45 WED	

Equipment for Page 9

★ NO. 102—Streamliner CITY OF SAN FRANCISCO—Daily—Extra Fare

Runs via S. P. to Ogden, and via C. & N. W. east of Omaha.

- Club Car ⊙ San Francisco to Chicago—(Radio).
- Standard Sleeping Cars San Francisco to Chicago—Drawing rooms, Compts., Double Bedrooms, Duplex Single Bedrooms, Roomettes, Sections.
- Reclining Seat Coaches San Francisco to Chicago—(all seats reserved).
- Cafe Lounge Car San Francisco to Chicago—Moderately priced meals and lounge for coach passengers.
- Main Dining Car A la carte and club or table d'hote service. The Duplex Single Bedroom cars do not operate every trip. Consult Ticket Agent for particulars.

★ NO. 28—SAN FRANCISCO OVERLAND—DAILY

Pullman and reserved seat coaches, no extra fare, San Francisco to Chicago.

Runs via S. P. to Ogden, and via C. & N. W. east of Omaha.

- Club Lounge Car ⊙ San Francisco to Chicago (Radio).
- Standard Sleeping Cars San Francisco to New York—10 Roomettes, 6 Double Bedrooms (P.R.R. No. 70 east of Chicago). San Francisco to New York—10 Roomettes, 5 Double Bedrooms (N.Y.C. No. 22 east of Chicago). San Francisco to Chicago—2 Drawing-rooms, 4 Compartments, 4 Double Bedrooms. San Francisco to Chicago—6 Sections, 6 Roomettes, 4 Double Bedrooms. San Francisco to St. Louis—6 Sections, 6 Roomettes, 4 Double Bedrooms (U.P.-Wab. 10 east of Cheyenne). San Francisco to Salt Lake City—10 Sections, D. R., Compts. (No. 37 south of Ogden). West Yellowstone to Chicago—10 Sections, D. R., Compts. (Nos. 56-12 to Green River—Summer Season only).
- Reclining Seat Coaches San Francisco to Chicago (2 cars—all seats reserved).
- Cafe Lounge Car San Francisco to Chicago—Moderately priced meals and lounge for coach passengers.
- Dining Car A la carte and club or table d'hote service.

★ NO. 24—GOLD COAST—DAILY

Runs via S. P. to Ogden, and via C. & N. W. east of Omaha.

- Club Lounge Car ⊙ San Francisco to Chicago.
- Standard Sleeping Cars San Francisco to Chicago—12 Sections, D.R. (3 cars). San Francisco to Ogden—10 Sec., 1 D. R., 2 Compts. San Francisco to Ogden—12 Sections, Drawing-room (No. 38 to Denver).
- Reclining Seat Coaches San Francisco to Chicago.
- Dining Car A la carte and club or table d'hote service.

Footnotes for Page 9

Passengers Use Ferry Steamer between San Francisco and Oakland Pier.

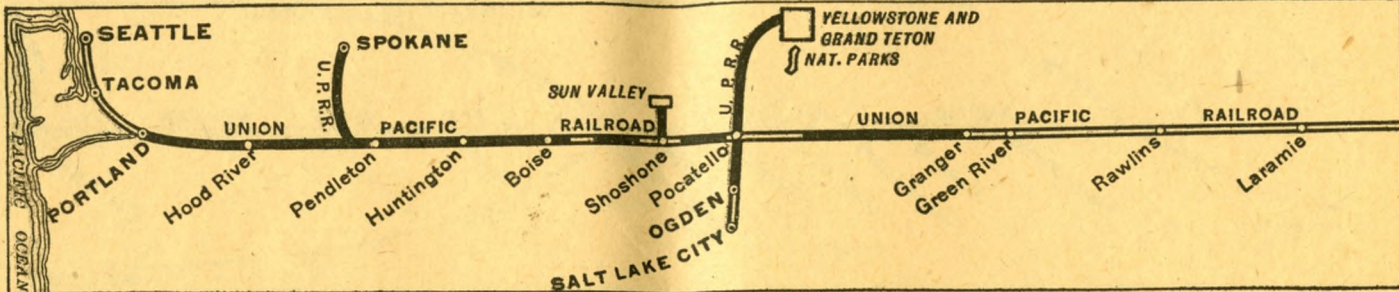
- ⊙ Club lounge cars are for the exclusive use of standard sleeping car passengers. The City of San Francisco and San Francisco Overland have lounge cars for coach passengers.
- ⊕ Conditional stop; see Table 2.
- Extra fare train; limited handling of baggage, consult agent. See tables 1 and 2.
- (f) Stops only on signal.

★ Regularly assigned through cars air-conditioned.

- (E.S.T.) Eastern standard time. (C.S.T.) Central standard time.
- (M.S.T.) Mountain standard time. (P.S.T.) Pacific standard time.

Time from 12:01 midnight to 12:00 noon shown in light face type.

Time from 12.01 noon to 12.00 midnight shown in heavy face type.



CHICAGO to PORTLAND and SEATTLE via Omaha

Table C Condensed Schedules All Trains Daily		Streamliner City of Portland 105 Daily Example	Los Angeles Ltd.-Utahn -Idahean 1-3-11 Daily Example	Gold Coast- Portland Rose 23-17 Daily Example	Mail Express 25 Daily Example
Lv Chicago (C.S.T.)		6.15 SUN	12.01 SUN	10.00 SUN	
Ar Omaha		2.25 MON	9.00 SUN	9.00 MON	
Union Pacific					
Lv Omaha		2.35 MON	9.25 SUN	9.30 MON	
" Fremont		3.05 " "	10.16 " "	10.16 " "	
" Columbus		3.35 " "	11.08 " "	11.08 " "	
" Grand Island		4.35 " "	12.05 MON	12.25 " "	
" Kearney		5.05 " "	1.07 " "	1.07 " "	
Ar North Platte (C.S.T.)		6.20 " "	2.20 " "	2.50 " "	
Lv North Platte (M.S.T.)		6.25 " "	1.30 " "	2.00 " "	
" Sidney		7.08 " "	3.50 " "	4.20 " "	
Ar Cheyenne		8.52 " "	6.00 " "	6.25 " "	
Lv Cheyenne		9.02 " "	10.25 " "	6.35 " "	
" Laramie		10.22 " "	11.59 " "	8.05 " "	
" Rawlins		12.07 " "	2.20 " "	10.50 MON	
" Rock Springs		1.05 " "	4.38 " "	1.25 TUE	
" Green River		2.30 " "	5.40 " "	3.15 " "	
" Kemmerer		f 3.38 " "	7.04 " "	4.55 " "	
" Montpelier		4.55 " "	8.45 " "	7.05 " "	
Ar Pocatello		6.40 MON	10.55 MON	9.40 TUE	
Ar West Yellowstone			7.30 TUE	(Summer Season Only)	
Lv West Yellowstone		(Summer Season Only)	7.30 MON		
Lv Pocatello		6.50 MON	11.20 MON	10.10 TUE	1.20 MON
" Mindoka		7.05 " "	12.25 TUE	11.20 " "	
Ar Shoshone		8.30 MON	1.15 TUE	12.10 TUE	3.25 MON
Lv Shoshone		8.35 MON	1.45 TUE	12.15 TUE	7.15 MON
Ar Sun Valley (Ketchum)		10.35 MON	3.45 TUE	2.15 TUE	9.15 MON
Lv Sun Valley (Ketchum)		6.20 MON	11.10 MON	10.05 TUE	11.10 SUN
Ar Shoshone		8.20 MON	1.10 TUE	12.05 TUE	1.10 MON
Lv Shoshone		8.30 MON	1.15 TUE	12.10 TUE	3.25 MON
" Glenns Ferry		9.20 " "	2.35 " "	1.40 " "	4.55 " "
" Boise		10.35 " "	4.20 " "	3.25 " "	7.05 " "
" Nampa		11.01 " "	5.05 " "	4.05 " "	7.50 " "
" Ontario		1.05 MON	6.00 " "	5.08 " "	8.54 " "
Ar Huntington (M.S.T.)		12.30 TUE	7.00 " "	6.10 " "	10.15 " "
Lv Huntington (P.S.T.)		11.30 MON	6.10 " "	5.20 " "	9.25 " "
" Baker		12.36 TUE	7.30 " "	6.50 " "	10.55 " "
" La Grande		1.45 " "	8.50 " "	8.10 " "	12.20 " "
" Pendleton		4.05 " "	11.20 " "	11.30 TUE	3.15 " "
" Arlington		5.05 " "	12.47 " "	1.45 WED	5.05 " "
" The Dalles		6.20 " "	1.50 " "	3.40 " "	6.25 " "
" Hood River		f 6.51 " "	2.25 " "	4.20 " "	7.08 " "
Ar Portland		8.15 TUE	4.00 TUE	6.15 WED	9.00 " "
Lv Portland		9.00 TUE	4.30 TUE	9.00 WED	11.30 MON
Ar Tacoma		12.57 " "	7.50 " "	12.57 " "	5.00 TUE
Ar Seattle (P.S.T.)		2.15 TUE	9.00 TUE	2.15 WED	6.45 TUE

Equipment for Page 10

★ **NO. 105—Streamliner. CITY OF PORTLAND—DAILY—No Extra Fare**
Cars from Chicago run via C. & N. W. to Omaha; thence U. P.

Club Lounge Car ⊙..... Chicago to Portland (Bath, radio).
Standard Sleeping Cars..... Chicago to Portland—2 Drawing Rooms, 4 Compartments, 4 Double Bedrooms.
Chicago to Portland—6 Sections, 6 Roomettes, 4 Double Bedrooms (2 cars).
Chicago to Portland—12 Rmte., 4 Dbl. Bdrm.
Reclining Seat Coaches..... Chicago to Portland—(all seats reserved).
Cafe Lounge Car..... Chicago to Portland—Moderately priced meals and lounge for coach passengers.
Dining Car..... A la carte and club or table d'hote service.

★ **NO. 1-3-11—LOS ANGELES LTD.—UTAHN—IDAHOAN—DAILY**

C. & N. W. No. 1 to Omaha; U. P. No. 1 to Cheyenne; No. 3 to Green River; No. 11 to Portland; No. 459 to Seattle.

Club Lounge Service ⊙..... Chicago to Portland.
Standard Sleeping Cars..... Cheyenne to Seattle—6 Sections, 6 Roomettes, 4 Double Bedrooms (No. 9 from St. Louis).
Pocatello to Portland—10 Sections, 1 Drawing room, 1 Compartment (No. 31 from Salt Lake City).
Chicago to West Yellowstone—10 Sections, D. R. Compts. (No. 35 beyond Pocatello—Summer Season only).
Reclining Seat Coaches..... Chicago to Cheyenne (for Los Angeles 2 cars—all seats reserved).
Cheyenne to Portland (No. 9 from St. Louis—48 seats—all reserved).
Pocatello to Portland—(No. 31 from Salt Lake City—48 seats—not reserved).
Green River to Pocatello (not reserved).
Dining Car..... A la carte and club or table d'hote service.

★ **NO: 23-17—GOLD COAST—PORTLAND ROSE—DAILY**

No. 23 to Green River; No. 17 to Portland.

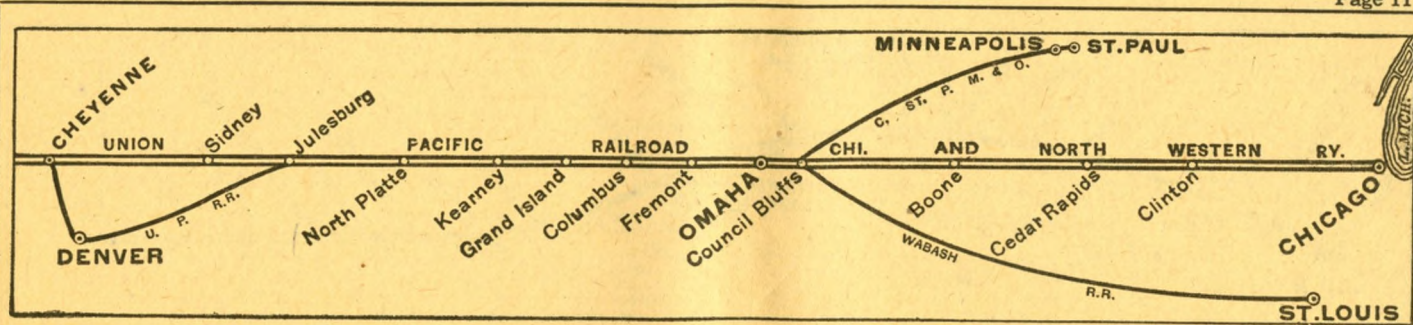
Cars from Chicago run via C. & N. W. to Omaha; thence U. P.

Club Lounge Service ⊙..... Chicago to Portland.
Standard Sleeping Cars..... Chicago to Portland—10 Sections, D. R., Compt.
Pocatello to Spokane—10 Sec., 3 Dbl. Bdrm (No. 33 from Salt Lake City; No. 62-20 north of Pendleton).
Denver to Portland—10 Roomettes, 6 Double Bedrooms (No. 17 through to Portland).
Denver to Portland—14 Sections (No. 17 through to Portland—Summer Season only).
Denver to Seattle—10 Sections, 1 Drawing-room, 2 Compartments. (No. 37 from Kansas City; No. 17 to Portland, No. 457 beyond).
Reclining Seat Coaches..... Chicago to Portland.
Denver to Portland (No. 37-17 through from Kansas City).
Denver to Spokane (No. 17 to Pendleton; No. 62-20 north of Pendleton).
Dining Car..... A la carte and club or table d'hote service. (Breakfast not served into Portland).

Footnotes for Page 10

- ⊙ Club lounge cars are for the exclusive use of standard sleeping car passengers. The City of Portland has a lounge car for coach passengers.
- Limited handling of baggage on Train 105; consult agent.
- Conditional stop; see Table 1 or 20. □ Runs via Borie Cut-off; not via Cheyenne.
- ★ Regularly assigned through cars air-conditioned. (f) Stops only on signal.
- ♠ Motor Bus. This service is provided passengers arriving or departing Shoshone and holding through rail tickets to and from Sun Valley or Ketchum, Idaho.

- West Yellowstone, Montana, is gateway to Yellowstone National Park. Summer Season is from June 19 through September 7; first through car leaves Chicago June 17.
- ▲ Daily train No. 459. § Daily train No. 457.
- (C.S.T.) Central Standard time. (M.S.T.) Mountain Standard time.
- (P.S.T.) Pacific Standard time.
- Time from 12.01 midnight to 12.00 noon shown in light face type.
- Time from 12.01 noon to 12.00 midnight shown in heavy face type.



SEATTLE and PORTLAND to CHICAGO via Omaha

Table C Condensed Schedules All Trains Daily	Streamliner City of Portland 106 Daily Example	Idahoan- Utahn 12-4 Daily Example	Portland Rose- Gold Coast 18-24 Daily Example
Union Pacific			
Lv Seattle (P.S.T.)	● 12.25 SUN	▲ 11.30 SAT	● 4.30 SUN
Ar Tacoma	● 1.19	▲ 1.00 SUN	● 5.40 SUN
Ar Portland	● 4.35 SUN	▲ 6.45 SUN	● 9.15 SUN
Lv Portland	5.30 SUN	8.30 SUN	10.00 SUN
Ar Hood River	f 6.48	9.57	11.28 SUN
Ar The Dalles	7.17	10.35	12.05 MON
Ar Arlington	9.38	11.34	1.09
Ar Pendleton	11.45 SUN	1.35	3.25
Ar La Grande	f 12.50 MON	4.10	6.00
Ar Baker	3.05	5.18	7.12
Ar Huntington (P.S.T.)	2.05	6.35	8.35
Ar Huntington (M.S.T.)	3.05	7.45	9.45
Ar Ontario	4.36	8.40	10.40
Ar Nampa	5.00	9.40	11.45
Ar Boise	6.10	10.13 SUN	12.15
Ar Glenns Ferry	7.05 MON	12.30 MON	1.55
Ar Shoshone	7.15 MON	1.40 MON	3.00 MON
Lv Shoshone	♦ 9.15 MON	♦ 1.45 MON	♦ 3.05 MON
Ar Sun Valley (Ketchum)	♦ 5.00 MON	♦ 3.45 MON	♦ 5.05 MON
Ar Shoshone	♦ 7.00 MON	♦ 1.10 MON	♦ 2.55 MON
Lv Shoshone	→ 7.05 MON	→ 1.40 MON	→ 3.00 MON
Ar Mindoka	④ 8.45 MON	④ 2.40	④ 3.55
Ar Pocatello	(Summer S	eason Only	7.30 TUE
Ar West Yellowstone	→ 7.30 SUN	(Summer S	eason Only)
Lv West Yellowstone	→ 8.55 MON	→ 4.25 MON	→ 5.25 MON
Ar Montpelier	10.45	7.00	8.00
Ar Kemmerer	f 12.03	8.42	9.43
Ar Green River	1.25	10.55	12.15 TUE
Ar Rock Springs	3.40	11.16	12.40
Ar Rawlins	5.30	1.35	3.25
Ar Laramie	6.40	3.55	6.35
Ar Cheyenne	6.50	5.15	8.15
Ar Cheyenne	8.12	6.05	8.30
Ar Sidney	9.53	8.30	10.20
Ar North Platte (M.S.T.)	10.58 MON	11.00 MON	12.30
Lv North Platte (C.S.T.)	12.50 TUE	12.50 TUE	1.40
Ar Kearney	2.40	2.40	3.40
Ar Grand Island	3.45	3.45	4.45
Ar Columbus	5.10	5.10	5.52
Ar Fremont	6.08	6.08	6.49
Ar Omaha	3.05 TUE	7.00 TUE	7.50 TUE
C. & N. W.			
Lv Omaha	3.15 TUE	11.00 TUE	8.30 TUE
Ar Chicago (C.S.T.)	11.30 TUE	8.00 TUE	8.15 WED

Equipment for Page 11

★ **NO. 106—Streamliner CITY OF PORTLAND—Daily—No Extra Fare**
Cars to Chicago run via C. & N. W. east of Omaha.
Arrive Chicago via C. & N. W. Ry.

Club Lounge Car @.....Portland to Chicago (Bath, radio).
Standard Sleeping Cars...Portland to Chicago—2 Drawing-rooms, 4 Compartments, 4 Double Bedrooms.
Portland to Chicago—6 Sections, 6 Roomettes, 4 Double Bedrooms (2 cars).
Portland to Chicago—12 Rmte., 4 Dbl. Bdrm.
Reclining Seat Coaches...Portland to Chicago—(all seats reserved).
Cafe Lounge Car.....Portland to Chicago—Moderately priced meals and lounge for coach passengers.
Dining Car.....A la carte and club or table d'hote service.

★ **NO. 12-4—IDAHOAN—UTAHN—DAILY**
No. 402 to Portland; No. 12 to Green River; No. 4 to Omaha.

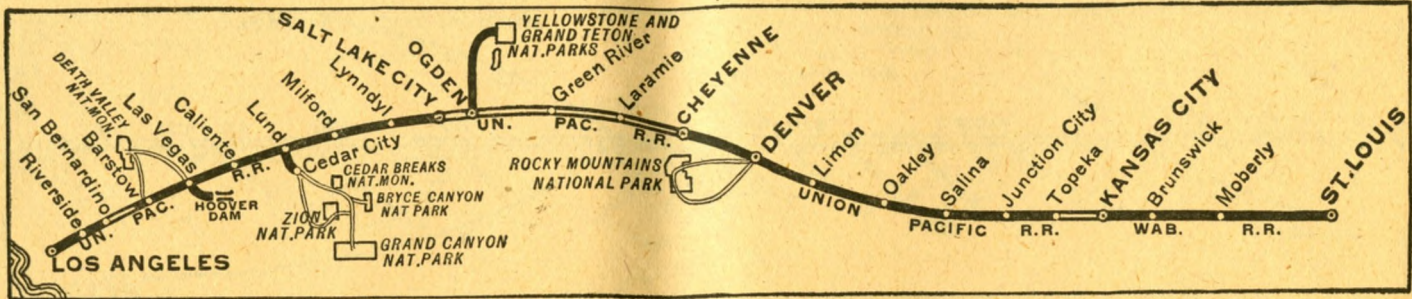
Club Lounge Service @...Portland to Cheyenne.
Standard Sleeping Cars...Seattle to Cheyenne—6 Sections, 6 Roomettes, 4 Double Bedrooms (U.P.-Wab. 10 to St. Louis).
Portland to Salt Lake City—10 Sections, 1 Drawing-room, 1 Compartment (No. 32 south of Pocatello).
Boise to Salt Lake City—10 Sections, 3 Double Bedrooms (No. 32 south of Pocatello).
West Yellowstone to Chicago—10 Sections, D.R., Compts. (No. 36 to Pocatello; No. 28 east of Green River—Summer Season only).
Reclining Seat Coaches...Portland to Cheyenne (U.P.-Wab. 10 to St. Louis—48 seats—all reserved).
Pocatello to Green River (not reserved).
Green River to Omaha (No. 4 from Los Angeles—not reserved).
Portland to Salt Lake City (No. 32 south of Pocatello—48 seats—not reserved).
Dining Car.....Portland to Cheyenne—A la carte and club or table d'hote service.

★ **NO. 18-24—PORTLAND ROSE—GOLD COAST—DAILY**
No. 18 to Green River; No. 24 to Chicago.
Cars to Chicago run via C. & N. W. east of Omaha.

Club Lounge Car Service @ Portland to Chicago.
Standard Sleeping Cars...Portland to Chicago—10 Sections, D. R., Compt.
Pendleton to Salt Lake City—10 Sections, 3 Double Bedrooms (No. 19-61 from Spokane; No. 34 south of Pocatello).
Portland to Denver—10 Roomettes, 6 Double Bedrooms (No. 18 through to Denver).
Portland to Denver—14 Sections (No. 18 through to Denver) (Summer Season only).
Seattle to Denver—10 Sec., 1 DR., 2 Compts. (No. 458 to Portland—No. 18-38 through to Kansas City).
Spokane to Los Angeles—10 Sec., 1 Compt., 2 Bdrm. (leave Spokane Fridays only during Dec., Jan. and Febr.—Nos. 19-61 to Pendleton; Nos. 34-3 south of Pocatello).
Reclining Seat Coaches...Portland to Chicago.
Portland to Denver (No. 18-38 through to Kansas City).
Spokane to Denver (No. 19-61 to Pendleton; No. 18 through to Denver).
Dining Car.....East of Pendleton—a la carte and club or table d'hote service.

Footnotes for Page 11

- ⊙ Club lounge cars are for the exclusive use of standard sleeping car passengers. The City of Portland has a lounge car for coach passengers.
- Limited checking of baggage on Train 106; consult agent.
- No. 14, local from Omaha to Chicago, carries no through cars from Union Pacific.
- ♦ Motor bus. This service is provided passengers arriving or departing Shoshone and holding through rail tickets to and from Sun Valley or Ketchum, Idaho.
- West Yellowstone, Montana, is gateway to Yellowstone National Park. Summer Season is from June 19 through September 7.
- ⊠ Conditional stop; see Table 2 or 20.
- * Daily train No. 408. ▲ Daily train No. 402 ● Daily train No. 458.
- ★ Regularly assigned through cars air-conditioned. (f) Stops only on signal.
- (C.S.T.) Central Standard time. (M.S.T.) Mountain Standard time.
- (P.S.T.) Pacific Standard time.
- Time from 12.01 midnight to 12.00 noon shown in light face type.
- Time from 12.01 noon to 12.00 midnight shown in heavy face type.**



ST. LOUIS—KANSAS CITY—LOS ANGELES via Denver

		Table No. D Condensed Schedules All Trains Daily			
Pony Express 37 Example	Stream- liner City of St. Louis- Utahn 9-3 Example			Utahn- Stream- liner City of St. Louis- 4-10 Example	Pony Express 38 Example
4.00 su	4.00 su	Lv St. Louis (Wab.) (O.T.)	Ar	1.00 tu	7.40 we
9.00 su	9.00 su	Ar Kansas City	Lv	8.00 tu	11.55 tu
11.30 su	9.30 su	Lv Kan. City (Un. Pac.)	Ar	7.45 tu	11.30 tu
12.30 mo	10.38 su	Ar Lawrence	Lv	10.33 su	10.33 su
1.15 "	11.27 "	Ar Topeka	Lv	6.30 "	10.05 "
2.25 "	11.55 su	Ar Manhattan	Lv	5.40 "	8.50 "
3.15 "	12.45 mo	Ar Junction City	Lv	5.15 "	8.20 "
4.46 "	1.58 "	Ar Salina	Lv	4.20 "	7.00 "
7.50 "	3.08 "	Ar Ellis (C.S.T.)	Lv	2.20 "	4.35 "
7.20 "	3.08 "	Lv Ellis (M.S.T.)	Ar	1.15 "	3.20 "
9.10 "	7.25 "	Ar Oakley	Lv	12.06 tu	1.53 "
3.30 "	7.45 "	Lv Denver	Ar	8.00 mo	8.50 "
5.30 "	8.34 "	Ar La Salle	Lv	7.45 "	8.00 tu
6.19 mo	10.00 "	Ar Cheyenne	Lv	5.40 "	Runs Via
Via Borlie	10.25 "	Lv Cheyenne	Ar	5.15 "	Borlie
Cut-Off	11.59 "	Ar Laramie	Lv	3.55 "	Cut-Off
9.10 mo	2.20 "	Ar Rawlins	Lv	1.35 "	2.02 tu
11.45 mo	5.25 "	Ar Green River	Lv	10.55 "	11.25 tu
2.45 tu	7.23 "	Ar Evanston	Lv	8.40 "	8.57 "
4.50 "	9.15 "	Ar Ogdén	Lv	6.50 "	7.10 "
6.35 "	9.45 "	Lv Ogdén	Ar	6.20 "	6.40 "
7.00 "	10.35 "	Ar Salt Lake City	Lv	5.30 "	5.45 "
8.00 "	10.55 mo	Lv Salt Lake City	Ar	5.10 "	5.15 "
9.40 "	2.55 tu	Ar Milford	Lv	1.35 "	12.40 mo
3.05 "	3.33 "	Ar Lund (M.S.T.)	Lv	12.45 mo	11.50 mo
3.50 tu	4.45 tu	Ar Cedar City	Lv	11.15 su	10.20 mo
4.50 tu	11.15 mo	Lv Cedar City	Ar	4.45 mo	12.55 mo
3.50 tu	3.33 tu	Lv Lund (M.S.T.)	Ar	12.45 mo	11.50 mo
5.07 "	4.40 "	Lv Callente (P.S.T.)	Lv	9.55 su	8.40 "
9.15 tu	7.50 "	Ar Las Vegas	Lv	7.05 "	5.30 "
2.00 we	11.25 "	Ar Barstow	Lv	3.08 "	12.01 mo
4.20 "	1.25 "	Ar San Bernardino	Lv	1.05 "	9.55 su
5.00 "	1.55 "	Ar Riverside	Lv	12.40 "	9.15 "
6.30 "	2.55 "	Ar East Los Angeles	Lv	11.40 "	7.55 "
7.00 we	3.20 tu	Ar Los Angeles (P.S.T.)	Lv	11.15 su	7.30 su
6.55 we	3.20 tu	Ar Alhambra	Lv	10.55 su	7.10 su
7.10 "	3.35 "	Ar Pasadena	Lv	10.40 "	6.55 "
7.45 "	4.10 "	Ar Glendale	Lv	10.05 "	6.20 "
7.40 "	4.05 "	Ar Anaheim	Lv	10.10 "	6.25 "
7.25 "	3.50 "	Ar Long Beach	Lv	10.15 "	6.30 "
7.50 we	4.15 tu	Ar San Pedro (P.S.T.)	Lv	9.45 su	6.00 su

Footnotes for Page 12

- ⊗ Club lounge cars are for the exclusive use of standard sleeping car passengers.
 - ★ Regularly assigned through cars air-conditioned. (f) Stops only on signal.
 - ▲ Motor Bus between Lund and Cedar City. □ Conditional stop; see Table 24.
 - ◆ Motor bus connections with main line trains at East Los Angeles. For connections with east-bound trains, buses on call only and advance notice to U. P. ticket agent necessary.
 - (C.T.) Central time. (M.T.) Mountain time. (P.T.) Pacific time.
- Time from 12.01 midnight to 12.00 noon shown in light face type.
- Time from 12.01 noon to 12.00 midnight shown in heavy face type.**

Equipment for Page 12

- ★ NO. 9-3—Streamliner CITY OF ST. LOUIS—UTAHN—DAILY
Wabash 9 to Kansas City; No. 9 to Cheyenne; No. 3 to Los Angeles.
- Club Lounge Car ⊗ St. Louis to Los Angeles.
- Standard Sleeping Cars St. Louis to Los Angeles—12 Rm. 2d., 4 Double Bdrm. Bedrooms (S.P. No. 27 to San Francisco).
St. Louis to Green River—6 Sections, 6 Roomettes, 4 Double Bedrooms (No. 11-45 to Seattle).
Kansas City to Denver—6 Sec., 6 Rm. 2d., 4 Dbl. Bdrm. Bedrooms (No. 11-45 to Seattle).
Kansas City to Los Angeles—6 Sections, 6 Roomettes, 4 Double Bedrooms (Summer Season only).
Salt Lake City to Los Angeles—10 Sec., 1 DR., 2 Compt. Rooms (No. 11-45 to Seattle).
Salt Lake City to Cedar City—8 Sections, 1 Drawing-Room, 2 Compartments (No. 301 beyond Milford—Summer Season only beginning June 10).
Cedar City to Los Angeles—10 Sections, D.R., Compts. (No. 302 to Milford—Summer Season only).
- Reserved Seat Coaches St. Louis to Los Angeles (48 seats).
St. Louis to Green River (48 seats—No. 11 to Portland).
St. Louis to Ogdén (48 seats—S.P. 27 to San Francisco).
St. Louis to Cheyenne (48 seats).
Cheyenne to Los Angeles (from Omaha) (not reserved).
- Dining Car A la carte and club or table d'hôte service.
- ★ NO. 37—PONY EXPRESS—DAILY
Club Lounge Car ⊗ Denver to Los Angeles.
- Standard Sleeping Cars Kans. City to Los Angeles—12 Sec., D.R. (open 10.00 p.m.).
Denver to Salt Lake City—10 Rm. 2d., 6 Dbl. Bdrm. Bedrooms (No. 30 from Butte).
Salt Lake City to Los Angeles—14 Roomettes, 4 Double Bedrooms (No. 30 from Butte).
Salt Lake City to Los Angeles—10 Sections, 3 Double Bedrooms (No. 23 from Chicago).
Las Vegas to Los Angeles—8 Sec., D.R., 3 Dbl. Bdrms. Bedrooms (No. 23 from Chicago).
Kansas City and Salt Lake City to Los Angeles.
- Dining Car East of Las Vegas—a la carte and club or table d'hôte.
- ★ NO. 4-10—UTAHN—Streamliner—CITY OF ST. LOUIS—DAILY
No. 4 to Cheyenne; No. 10 to Kansas City; Wabash 10 to St. Louis.
- Club Lounge Car ⊗ Los Angeles to St. Louis.
- Standard Sleeping Cars Los Angeles to St. Louis—12 Rm. 2d., 4 Dbl. Bdrm. Bedrooms (No. 10 Sec., 1 DR., 2 Compts. Rooms (No. 10 Sec., D.R., Compts. (No. 301 Milford to Cedar City—Summer Season only).
Cedar City to Salt Lake City—8 Sec., D.R., Compts. (No. 302 to Milford—Summer Season only).
Los Angeles to Kansas City—8 Sections, 6 Rm. 2d., 4 Double Bedrooms (Summer Season only).
Denver to Kans. City—6 Sec., 6 Rm. 2d., 4 Dbl. Bdrms. Bedrooms (No. 402-12 from Seattle).
Cheyenne to St. Louis—6 Sections, 6 Roomettes, 4 Double Bedrooms (No. 28 from San Francisco).
- Reserved Seat Coaches Los Angeles to St. Louis (48 seats).
Gr. River to St. Louis (48 seats—No. 12 from Portland).
Ogdén to St. Louis (48 seats—No. 28 from San Fran'co).
Cheyenne to St. Louis (48 seats).
- Dining Car A la carte and club or table d'hôte service.
- ★ NO. 38—PONY EXPRESS—DAILY
Club Lounge Car ⊗ Los Angeles to Denver.
- Standard Sleeping Cars Los Angeles to Kansas City—12 Sections, D. R. Bedrooms (No. 29 north of Salt Lake City).
Los Angeles to Las Vegas—8 Sec., D.R., 3 Dbl. Bdrms. Bedrooms (No. 29 north of Salt Lake City).
Los Angeles to Ogdén—10 Sec., 3 Dbl. Bdrms. Bedrooms (No. 24 to Chicago).
Los Angeles to Butte—14 Roomettes, 4 Double Bedrooms (No. 29 north of Salt Lake City).
Salt Lake City to Denver—10 Rm. 2d., 6 Dbl. Bdrm. Bedrooms (No. 29 north of Salt Lake City).
Ogdén to Denver—12 Sections, D. R. (S.P. 24 from San Francisco).
- Reserved Seat Coaches Los Angeles to Salt Lake City and Kansas City.
Ogdén to Kansas City (S.P. 24 from San Francisco).
- Dining Car East of Las Vegas—a la carte and club or table d'hôte.

ST. LOUIS—KANSAS CITY—SAN FRANCISCO via Denver

		Pony Express-Gold Coast 37-23 Example	Streamliner City of St. Louis-Utah-San Francisco Overland 9-3-27 Example	Table E Condensed Schedules All Trains Daily		San Francisco Overland-Streamliner City of St. Louis 28-10 Example	Gold Coast-Pony Express 24-38 Example				
Wabash											
		4.00 SUN	4.00 SUN	Lv	St. Louis (C.S.T.)	Mo.	Ar	1.00 TUE		7.40 WED	
		9.00 SUN	9.00 SUN	Ar	Kansas City		Lv	8.00 TUE		11.55 TUE	
Kansas City Union Pacific											
		11.30 SUN	9.30 SUN	Lv	Kansas City	Mo.	Ar	7.45 TUE		11.30 TUE	
		12.30 MON	10.30 MON	Lv	Lawrence	Kan.	Ar	10.33		10.33	
		1.15 "	11.27 "	"	Topeka	"	"	6.30 "		10.05 "	
		2.25 "	11.55 SUN	"	Manhattan	"	"	5.40 "		8.50 "	
		3.15 "	12.45 MON	"	Junction City	"	"	5.15 "		8.20 "	
		3.48 "	2.32 "	"	Ablene	"	"	4.20 "		7.35 "	
		4.45 "	2.53 "	"	Sallina	"	"	2.32 "		7.00 "	
		7.07 "	1.58 "	Ar	Ellis (C.S.T.)	Kan.	Lv	2.20 "		4.55 "	
		7.50 "	3.08 "	Lv	Ellis (M.S.T.)		Ar	1.15 "		4.35 "	
		7.20 "	3.58 "	Ar	Oakley		Lv	12.08 TUE		3.20 "	
		9.10 "	4.38 "	"	Sharon Springs		"	11.20 MON		1.53 "	
		10.25 "	5.25 "	"	Limon		"	9.27 "		12.55 "	
		1.13 "	7.25 "	Ar	Denver	Colo.	Lv	8.00 "		10.32 "	
		3.30 "	7.45 "	Lv	Denver		Ar	7.45 "		8.50 "	
		5.30 "	8.34 "	"	LaSalle		"			8.00 "	
		6.19 "	8.45 "	"	Greeley	Colo.	"				
		6.28 MON	10.00 "	Ar	Cheyenne	Wyo.	Lv	6.41 "		6.29 TUE	
		Via Borie	10.25 "	Lv	Cheyenne		Ar	5.40 "		Cut-off	
		Cut-off	11.59 "	"	Laramie		Ar	5.00 "		Via Borie	
		9.10 MON	11.59 "	"	Rawlins		"	3.40 "		4.25 TUE	
		11.45 MON	2.20 "	"	Rock Springs		"	1.20 "		2.02 TUE	
		2.05 TUE	4.38 "	"	Green River		"	10.40 "		11.45 MON	
		2.45 "	7.23 "	"	Evanston	Wyo.	"	8.32 "		11.25 "	
		4.50 "	9.15 MON	Ar	Ogden (M.S.T.)	Utah	Lv	6.45 MON		8.57 "	
		6.35 TUE								7.10 MON	
Salt Lake City (M.T.)											
		5.30 TUE	11.30 MON	Lv	Salt Lake City (M.T.)		Ar	7.45 MON		10.25 MON	
Southern Pacific											
		8.00 TUE	11.11 "	Lv	Ogden (M.S.T.)	Utah	Ar	6.25 MON		6.30 MON	
		10.40 "	12.07 "	"	Reno (P.S.T.)	Nev.	Lv	6.40 SUN		2.55 "	
		11.45 "	4.10 "	"	Truckee	Cal.	"	5.40 "		1.35 MON	
		4.35 WED	5.55 "	Ar	Sacramento		"	1.40 "		9.15 SUN	
		6.36 "	6.07 "	"	Berkeley		"	11.47 "		6.47 "	
		6.47 "	6.15 "	"	Oakland (16th St.)		"	11.38 "		6.38 "	
		6.55 "	6.55 TUE	Ar	Oakland Pier		"	11.30 "		6.30 "	
		7.35 WED	6.55 TUE	Ar	San Francisco (P.S.T.)	Cal.	Lv	11.00 SUN		6.00 SUN	

Equipment for Page 13

★ NO. 9-3-27—*Streamliner*—CITY OF ST. LOUIS—UTAH—SAN FRANCISCO OVERLAND—DAILY

Wabash 9 to Kansas City; 9 to Cheyenne; 3 to Ogden; S. P. 27 to San Francisco.

Club Lounge Service @ St. Louis to San Francisco.
 Standard Sleeping Cars St. Louis to San Francisco—6 Sections, 6 Roomettes, 4 Double Bedrooms.
 St. Louis to Green River—6 Sections, 6 Roomettes 4 Double Bedrooms (No. 11-459 to Seattle).
 St. Louis to Ogden—12 Roomettes, 4 Double Bedrooms (No. 3 to Los Angeles).
 Kansas City to Denver—6 Sections, 6 Roomettes, 4 Double Bedrooms.
 Salt Lake City to San Francisco—10 Sections, D. R., Compts. (No. 33 to Ogden).

Reserved Seat Coaches St. Louis to San Francisco (48 seats).
 St. Louis to Ogden (No. 3 to Los Angeles)—48 seats.
 St. Louis to Green River (No. 11 to Portland)—48 seats.
 St. Louis to Cheyenne (48 seats).
 Ogden to San Francisco (through in No. 27 from Chicago).

Cafe Lounge Car Ogden to San Francisco—Moderately priced meals and lounge for coach passengers.
 Dining Car A la carte and club or table d'hote service.

★ NO. 37-23—PONY EXPRESS—GOLD COAST—DAILY

No. 37 to Ogden; S. P. No. 23 to San Francisco.

Club Lounge Service @ Denver to San Francisco.
 Standard Sleeping Cars Kansas City to Ogden—12 Sections, D. R. (No. 37 to Los Angeles—open 10.00 p.m.).
 Denver to San Francisco—12 Sections, D. R.
 Denver to Ogden—10 Roomettes, 6 Double Bedrooms (No. 37 to Salt Lake City).
 Ogden to San Francisco—10 Sec., 1 D. R., 2 Compts.

Reclining Seat Coach Kansas City to San Francisco.
 Dining Car A la carte and club or table d'hote service.

★ NO. 28-10—SAN FRANCISCO OVERLAND—*Streamliner* CITY OF ST. LOUIS—DAILY

S. P. 28 to Ogden; 28 to Cheyenne; 10 to Kansas City; Wabash 10 to St. Louis.

Club Lounge Service @ San Francisco to St. Louis.
 Standard Sleeping Cars San Francisco to St. Louis—6 Sections, 6 Roomettes, 4 Double Bedrooms.
 San Francisco to Salt Lake City—10 Sections, D. R., Compts. (No. 37 south of Ogden).
 Cheyenne to St. Louis—12 Roomettes, 4 Double Bedrooms (No. 4 from Los Angeles).
 Cheyenne to St. Louis—6 Sections, 6 Roomettes, 4 Double Bedrooms (Nos. 402-12-4 from Seattle).
 Denver to Kansas City—6 Sections, 6 Roomettes, 4 Double Bedrooms.

Reserved Seat Coaches San Francisco to Cheyenne (No. 28 to Chicago).
 Cheyenne to St. Louis (48 seats—4 cars—1 each from Cheyenne, Los Angeles, San Francisco and Portland).

Cafe Lounge Car San Francisco to Ogden—Moderately priced meals and lounge for coach passengers.
 Dining Car A la carte and club or table d'hote service.

★ NO. 24-38—GOLD COAST—PONY EXPRESS—DAILY

S. P. No. 24 to Ogden; No. 38 to Kansas City.

Club Lounge Service @ San Francisco to Denver.
 Standard Sleeping Cars Ogden to Kansas City—12 Sections, D. R. (No. 38 from Los Angeles).
 Ogden to Denver—10 Roomettes, 6 Double Bedrooms (No. 38 from Salt Lake City).
 San Francisco to Ogden—10 Sec., 1 D. R., 2 Compts.
 San Francisco to Denver—12 Sections, D. R.

Reclining Seat Coach San Francisco to Kansas City.
 Dining Car A la carte and club or table d'hote service.

Footnotes for Page 13

⊙ Club lounge cars are for the exclusive use of standard sleeping car passengers.
 □ Conditional stop; see table 24. □ Conditional stop; see table 30.
 ★ Regularly assigned through cars air-conditioned. (f) Stops only on signal.

(C.S.T.) Central standard time, (M.S.T.) Mountain standard time, (P.S.T.) Pacific standard time.
 Time from 12.01 midnight to 12.00 noon shown in light face type.
 Time from 12.01 noon to 12.00 midnight shown in heavy face type.

ST. LOUIS—KANSAS CITY—PORTLAND—SEATTLE via Denver

		Pony Express-Portland Rose 37-17 Example	Streamliner City of St. L.-Idahoan 9-3-11 Example	Table F Condensed Schedules All Trains Daily				Idahoan-Streamliner City of St. L. 12-4-10 Example	Portland Rose-Pony Express 18-38 Example										
		4.00 SUN	4.00 SUN	Ar	St. Louis (Wabash) (C.S.T.)	Mo.	Ar	1.00 WED	7.40 WED										
		9.00 SUN	9.00 SUN	Ar	Kansas City	8.00 WED	11.55 TUE										
		11.30 SUN	9.30 SUN	Lv	Kansas City (Union Pacific)	Mo.	Ar	7.45 WED	11.30 TUE										
		12.30 MON	10.38	"	Lawrence	9.40	10.33										
		1.15	11.27	"	Topeka	8.30	10.05										
		2.25	11.55	SUN	Manhattan	5.40	8.50										
		3.15	12.45	SUN	Junction City	5.15	8.20										
		4.45	1.58	"	Salina (C.S.T.)	4.20	7.00										
		7.20	3.08	"	Ellis (M.S.T.)	1.15	3.20										
		9.10	7.45	"	Oakley	12.06 WED	1.53										
		3.30	7.25	"	Denver	8.00 TUE	8.50										
		5.30 MON	7.45	"	Denver	7.45	8.00 TUE										
	Via Borie	10.00	10.00	"	Cheyenne	5.40	Via Borie										
	Cut-off	9.10	10.25	"	Cheyenne	5.15	Cut-off										
		11.45 MON	11.59	"	Laramie	3.55	4.25 TUE										
		3.15 TUE	2.20	"	Rawlins	1.35	2.02 TUE										
		4.55	7.04	"	Green River	10.55	11.25 MON										
		9.40 TUE	10.55	Ar	Kemmerer	8.42	9.43										
				Ar	Pocatello	4.25 TUE	5.25 MON										
				Ar	West Yellowstone	7.30 MON											
				Ar	West Yellowstone												
				Lv	Pocatello	3.55 TUE	5.05 MON										
				Lv	Minidoka	2.40	3.55										
				Lv	Shoshone	1.40 TUE	3.00 MON										
				Lv	Shoshone	1.10 TUE	2.55 MON										
				Lv	Sun Valley (Ketchum)	11.10 MON	12.55 MON										
				Lv	Sun Valley (Ketchum)	3.45 TUE	5.05 MON										
				Lv	Shoshone	1.45 TUE	3.05 MON										
				Lv	Shoshone	1.40 TUE	3.00 MON										
				Lv	Boise	10.13 MON	12.15										
				Ar	Huntington (M.S.T.)	7.45	9.45										
				Ar	Huntington (P.S.T.)	6.35	8.35										
				Lv	Baker	5.18	7.12										
				Lv	Pendleton	1.35	3.25										
				Lv	The Dalles	10.35	12.05 MON										
				Lv	Hood River	9.57	11.28 SUN										
				Lv	Portland	8.30 MON	10.00 SUN										
				Lv	Portland	6.45 MON	9.15 SUN										
				Ar	Tacoma	1.00 MON	5.40										
				Ar	Seattle (P.S.T.)	11.30 SUN	4.30 SUN										

Equipment for Page 14

★ NO. 9-3-11—Streamliner CITY OF ST. LOUIS—IDAHOAN—DAILY
 Wabash 9 to Kansas City; 9 to Cheyenne; 3 to Green River; 11 to Portland; 459 to Seattle.

Club Lounge Service @... St. Louis to Portland.
 Standard Sleeping Cars... St. Louis to Seattle—6 Sec., 6 Rmte., 4 Dbl. Bdrm.
 St. Louis to Green River—12 Roomettes, 4 Double Bedrooms (No. 3 to Los Angeles).
 St. Louis to Green River—6 Sections, 6 Roomettes, 4 Double Bedrooms (Nos. 3-27 to San Francisco).
 Kansas City to Denver—6 Sec., 6 Rmtes, 4 Dbl. Bdrms.
 Cheyenne to West Yellowstone—10 Sections, D. R., Compts. (C&NW 85 to Omaha; No. 3 to Cheyenne; No. 35 beyond Pocatello—Summer Season only).

Pocatello to Portland—10 Sections, 1 Drawing-room, 1 Compartment (No. 31 from Salt Lake City).
 Reclining Seat Coaches... St. Louis to Portland (48 seats—all reserved).
 St. Louis to Green River (for Los Angeles—48 seats—all reserved).
 St. Louis to Green River (for San Francisco—48 seats—all reserved).
 St. Louis to Cheyenne (48 seats—all reserved).
 Green River to Pocatello (not reserved).
 Pocatello to Portland (No. 31 from Salt Lake City—not reserved).

Dining Car... A la carte and club or table d'hote service.

★ NO. 37-17—PONY EXPRESS—PORTLAND ROSE—DAILY
 No. 37 to Denver; No. 17 to Portland.
 Club Lounge Car @... Denver to Portland.
 Standard Sleeping Cars... Kansas City to Denver—12 Sec., D. R. (No. 37 to L.A.) (open 10.00 p.m.).
 Denver to Portland—10 Roomettes, 6 Double Bdrm.
 Denver to Portland—14 Sections (Summer Season only).
 Kansas City to Seattle—10 Sections, 1 Drawing-room, 2 Compartments (No. 457 north of Portland—open 10.00 p.m.).

Reclining Seat Coaches... Kansas City to Portland.
 Denver to Pendleton (No. 62-20 to Spokane).
 Dining Car... East of Pendleton—a la carte and club or table d'hote service.

★ NO. 12-4-10—IDAHOAN—Streamliner CITY OF ST. LOUIS—DAILY
 402 to Portland; 12 to Green River; 4 to Cheyenne; 10 to Kansas City; Wabash 10 to St. Louis.

Club Lounge Service @... Portland to St. Louis.
 Standard Sleeping Cars... Seattle to St. Louis—6 Sec., 6 Rmte., 4 Dbl. Bdrm.
 Green River to St. Louis—6 Sections, 6 Roomettes, 4 Double Bedrooms (No. 4 from Los Angeles).
 Cheyenne to St. Louis—12 Roomettes, 4 Double Bedrooms (No. 28 from San Francisco).
 Denver to Kans. City—6 Sec., 6 Rmtes, 4 Dbl. Bdrms.
 West Yellowstone to Green River—10 Sections, D. R., Compartments (No. 36 to Pocatello; No. 28 to Chicago—Summer Season only).

Portland to Salt Lake City—10 Sections, 1 Drawing room, 1 Compartment (No. 32 south of Pocatello).
 Reclining Seat Coaches... Portland to St. Louis (48 seats—all reserved).
 Portland to Pocatello (No. 32 to Salt Lake City—not reserved).
 Pocatello to Green River (not reserved).
 Green River to St. Louis (from Los Angeles—48 seats—all reserved).
 Green River to St. Louis (from San Francisco—48 seats—all reserved).
 Cheyenne to St. Louis (48 seats—all reserved).

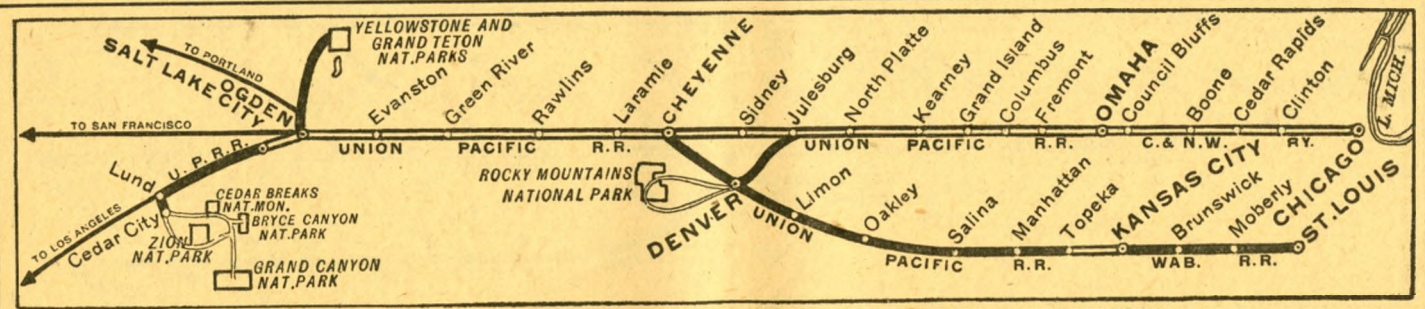
Dining Car... A la carte and club or table d'hote service.

★ NO. 18-38—PORTLAND ROSE—PONY EXPRESS—DAILY
 No. 18 to Denver; No. 38 to Kansas City.

Club Lounge Car @... Portland to Denver.
 Standard Sleeping Cars... Portland to Denver—10 Roomettes, 6 Double Bedrooms.
 Portland to Denver—14 Sections (Summer Season only).
 Seattle to Kansas City—10 Sections, 1 Drawing-room, 2 Compartments (No. 458 to Portland).
 Denver to Kans. C.—12 Sec., D. R., (No. 38 from L.A.).
 Reclining Seat Coaches... Portland to Kansas City.
 Pendleton to Denver (No. 19-61 from Spokane).
 Dining Car... East of Pendleton—a la carte and club or table d'hote service.

Footnotes for Page 14

★ Regularly assigned through cars air conditioned. □ Conditional stop; see Table 24.
 @ Club lounge cars are for the exclusive use of standard sleeping car passengers.
 ■ West Yellowstone, Montana, is gateway to Yellowstone National Park. Service during summer season only, June 19 through September 7.
 ♦ Motor bus. This service is provided passengers arriving or departing Shoshone and holding through rail tickets to and from Sun Valley or Ketchum, Idaho.
 * Daily train No. 457. □ Daily train No. 402.
 ^ Daily train No. 459. • Daily train No. 458.



CHICAGO — MINNEAPOLIS — OMAHA — DENVER

National Parks Special 85 Daily Example	Columbine 15 Daily Example	Streamliner City of Denver 111 Daily Example	Table G Condensed Schedules All Trains Daily		Streamliner City of Denver 112 Daily Example	Columbine 16 Daily Example	National Parks Special 86 Daily Example
12.01 SU		5.00 SU	C. & N. W. Chicago (C.S.T.) Ar		9.35 MO	8.00 MO	2.00 MO
9.00 SU		12.30 MO	Omaha Lv		1.45 MO	11.00 MO	4.30 MO
9.30 SU		9.30 SU	C. & N. W. Minneapolis (C.S.T.) Ar			8.15 MO	8.15 MO
10.10 "		10.10 "	St. Paul Ar			7.40 "	7.40 "
6.05 "		6.05 "	Sioux City Ar			12.01 "	12.01 "
8.35 SU		8.35 SU	Omaha Lv			9.00 MO	9.00 MO
9.35 SU	10.00 MO	12.40 MO	Union Pacific Omaha (C.S.T.) Ar		1.35 MO	7.00 MO	4.15 MO
"	10.59 "	"	Fremont Lv		"	6.08 "	"
"	11.33 "	"	Schuyler Lv		"	5.30 "	"
"	11.59 MO	1.52 "	Columbus Ar		12.19 MO	5.10 "	"
"	12.49 TU	"	Central City Ar		"	4.13 "	"
12.15 MO	1.30 "	2.47 "	Grand Island Ar		11.27 SU	3.45 "	1.40 MO
"	2.25 "	3.25 "	Kearney Ar		10.50 "	2.40 "	"
"	3.07 "	"	Lexington Ar		"	1.58 "	"
2.30 MO	4.30 "	4.45 Ar	North Platte (CST) Lv		9.37 "	12.50 MO	11.25 SU
2.00 MO	3.55 "	3.50 Ar	North Platte (MST) Ar		8.32 "	11.35 SU	10.10 SU
"	4.50 "	"	Ogallala Ar		"	10.29 "	"
"	5.30 "	f 5.00 "	Julesburg Ar		7.27 "	9.55 "	"
4.35 MO	6.40 "	5.56 "	Sterling Ar		6.37 "	8.40 "	7.50 SU
"	7.21 "	"	Fort Morgan Ar		"	f 7.44 "	"
"	8.18 "	6.20 "	La Salle Ar		5.18 "	6.35 "	6.10 SU
7.30 MO	9.30 TU	7.30 MO	Denver (M.S.T.) Lv		4.30 SU	5.40 SU	5.15 SU

Equipment for Table G

★ NO. 111—Streamliner CITY OF DENVER—DAILY
Train runs via C. & N. W. to Omaha; thence U. P.

Club Lounge Car @ Chicago to Denver (Radio).
Observation Sleeping Car @ Chicago to Denver—6 Double Bedrooms.
Standard Sleeping Cars Chicago to Denver—Drawing-room, Compts., Bed-rooms, Roomettes, Sections (4 cars).
Reclining Seat Coaches Chicago to Denver (2 cars—all seats reserved).
Dining Car A la carte and club or table d'hote service.

★ NO. 15—COLUMBINE—DAILY
Standard Sleeping Car Omaha to Denver—12 Sections, 2 Double Bedrooms.
Reclining Seat Coaches Omaha to Denver.
Cafe Lounge Car North Platte to Denver.

★ NO. 112—Streamliner CITY OF DENVER—DAILY
Train runs via C. & N. W. east of Omaha.

Club Lounge Car @ Denver to Chicago (Radio).
Observation Sleeping Car @ Denver to Chicago—6 Double Bedrooms.
Standard Sleeping Cars Denver to Chicago—Drawing-room, Compts., Bed-rooms, Roomettes, Sections (4 cars).
Reclining Seat Coaches Denver to Chicago (2 cars—all seats reserved).
Dining Car A la carte and club or table d'hote service.

★ NO. 16—COLUMBINE—DAILY
Standard Sleeping Car Denver to Omaha—12 Sections, 2 Double Bedrooms.
Reclining Seat Coaches Denver to Omaha.
Cafe Lounge Car Denver to North Platte.

△ Nos. 85 and 86, National Parks Special, will be in service during summer season only, beginning June 10 from Chicago, and will carry club-lounge car, dining car, standard sleeping cars (from Chicago and Omaha) and coaches.

ST. LOUIS — KANSAS CITY — DENVER — SALT LAKE CITY

The Kansas 39 Example	Pony Express 37 Example	City of St. Louis-Utah 9-3 Example	Table H All Trains Daily. For Complete Schedules See Table 17		Utahn-City of St. Louis 4-10 Example	Pony Express 38 Example	The Kansas 40 Example
	4.00 SU	4.00 SU	Wabash St. Louis (C.S.T.) Ar		1.00 MO	7.40 TU	
	9.00 SU	9.00 SU	Kansas City Lv		8.00 MO	11.55 MO	
	6.30 SU	11.30 SU	Union Pacific Kansas City Ar		7.45 MO	11.30 MO	10.30 SU
	6.38 SU	11.38 SU	Kansas City Kans. Lv		"	10.17 "	10.17 "
	7.18 "	12.30 MO	Lawrence Ar		"	9.35 "	9.35 "
	7.53 "	1.15 "	Topeka Ar		6.30 "	10.05 "	9.05 "
	8.50 "	2.25 "	Manhattan Ar		5.40 "	8.50 "	8.50 "
	9.11 "	2.50 "	Fort Riley Ar		"	"	7.37 "
	9.27 "	3.15 "	Junction City Ar		5.15 "	8.20 "	7.31 "
	9.55 "	3.48 "	Ablene Ar		"	7.35 "	6.58 "
	10.30 SU	"	Solomon Ar		"	"	6.45 "
	"	4.45 "	Salina Ar		4.20 "	7.00 "	6.30 SU
	"	7.07 "	Ellis (C.S.T.) Ar		2.32 "	4.55 "	"
	"	7.50 "	Ellis (M.S.T.) Ar		2.20 "	4.35 "	"
	"	7.20 "	Hugo Ar		1.15 "	3.20 "	"
	"	9.10 "	Oakley Ar		12.08 MO	1.53 "	"
	"	12.50 "	Limon Ar		9.45 SU	10.55 "	"
	"	1.13 "	Denver Ar		9.27 "	10.32 "	"
	"	3.30 "	Denver Ar		8.00 "	8.50 "	"
	"	5.30 "	Denver Ar		7.45 "	8.00 MO	"
	"	6.19 MO	La Salle Ar		"	"	"
	"	7.07 "	Cheyenne Ar		5.15 "	"	"
	"	7.50 "	Laramie Ar		3.55 "	4.25 MO	"
	"	7.20 "	Rawlins Ar		1.35 "	2.02 MO	"
	"	7.45 "	Green River Ar		10.55 "	11.25 SU	"
	"	7.23 "	Evanston Ar		8.40 "	8.57 "	"
	"	6.35 "	Ogden Ar		6.50 "	7.10 "	"
	"	8.00 TU	Salt Lake City (MST) Lv		5.30 SU	5.45 SU	"

Equipment for Table H

★ NO. 9-3—Streamliner CITY OF ST. LOUIS—UTAHN—DAILY
Wabash 9 to Kansas City; U. P. 9 to Cheyenne; 3 to Salt Lake City.

Club Lounge Car @ St. Louis to Salt Lake City.
Standard Sleeping Cars St. Louis to Salt Lake City—12 Roomettes, 4 Double Bedrooms (for Los Angeles).
Reserved Seat Coaches St. Louis to Cheyenne (48 seats).
St. Louis to Salt Lake City (48 seats) (for Los Angeles).
Dining Car A la carte and club or table d'hote service.

★ NO. 37—PONY EXPRESS—DAILY
Club Lounge Car @ Denver to Salt Lake City.
Standard Sleeping Cars Kansas City to Salt Lake—12 Sec., D.R. (for L. A.) (open 10.00 p.m.).
Denver to Salt Lake City—10 Roomettes, 6 Double Bedrooms.
Coach Kansas City to Salt Lake City (for Los Angeles).
Dining Car A la carte and club or table d'hote service.

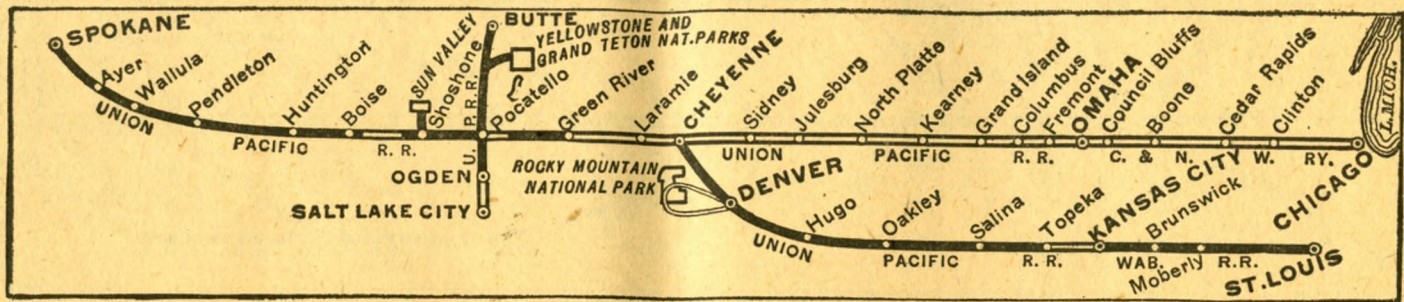
★ NO. 4-10—UTAHN—Streamliner CITY OF ST. LOUIS—DAILY
U. P. 4 to Cheyenne; 10 to Kansas City; Wabash 10 to St. Louis.

Club Lounge Car @ Salt Lake City to St. Louis.
Standard Sleeping Cars Salt Lake City to St. Louis—12 Roomettes, 4 Double Bedrooms (from Los Angeles).
Denver to Kansas City—6 Sec., 6 Rmte., 4 Dbl. Bdrm.
Reserved Seat Coaches Salt Lake City to St. Louis (from Los Angeles—48 seats).
Cheyenne to St. Louis (48 seats).
Dining Car A la carte and club or table d'hote service.

★ NO. 38—PONY EXPRESS—DAILY
Club Lounge Car @ Salt Lake City to Denver.
Standard Sleeping Cars Salt Lake City to Denver—10 Roomettes, 6 Double Bedrooms.
Salt Lake to Kansas City—12 Sec., D.R. (from L. A.).
Reclining Seat Coach Salt Lake City to Kansas City (from Los Angeles).
Dining Car A la carte and club or table d'hote service.

Footnotes for Page 15

⊗ Club lounge cars are for the exclusive use of standard sleeping car passengers.
★ Regularly assigned through cars air-conditioned.
⊠ Conditional stop; see Tables 17 or 24. (f) Stops only on signal.
(C.S.T.) Central Standard time. (M.S.T.) Mountain Standard time.
Time from 12.01 midnight to 12.00 noon shown in light face type.
Time from 12.01 noon to 12.00 midnight shown in heavy face type.



CHICAGO — OMAHA — SPOKANE

No. 105 - Bus Example	No. 23-17-62-20 Example	Table K Condensed Schedules All Trains Daily	No. 19-61-18-24 Example	Bus - No. 106 Example
6.15 SUN	10.00 SUN	Lv Chicago (C.T.) C. & N. W. Ar	8.15 WED	11.30 TUE
2.35 MON	9.30 MON	Lv Omaha (Union Pacific) Ar	7.50 TUE	3.05 TUE
6.20 "	2.50 "	Ar North Platte (C.T.) Lv	1.40 "	10.58 MON
9.25 "	2.00 "	Lv North Platte (M.T.) Ar	12.30 "	9.53 "
9.02 "	6.35 MON	Lv Cheyenne Lv	8.30 TUE	6.50 "
6.50 "	10.10 TUE	Lv Pocatello Lv	5.25 MON	8.55 "
10.35 MON	3.25 "	Lv Boise Lv	12.15 "	5.00 "
12.30 TUE	6.10 "	Ar Huntington (M.T.) Lv	9.45 "	3.05 "
11.30 MON	5.20 "	Lv Huntington (P.T.) Ar	8.35 "	2.05 MON
4.00 TUE	10.55 "	Ar Pendleton Lv	3.25 "	9.38 SUN
♦ 8.30 TUE	11.40 TUE	Lv Pendleton Ar	3.00 "	♦ 9.00 SUN
	2.05 WED	Ar Wallula Lv	1.10 MON	
	7.40 WED	Ar Yakima Lv	8.30 SUN	
♦ 10.02 TUE	5.15 WED	Ar Walla Walla Lv	10.30 SUN	♦ 7.30 SUN
	4.45 WED	Ar Ayer Lv	11.20 SUN	
♦ 1.32 TUE	8.25 WED	Ar Lewiston Lv	8.00 SUN	♦ 3.50 SUN
	8.50 WED	Ar Moscow Lv	7.15 SUN	
♦ 3.15 TUE	7.00 WED	Ar Spokane (P.T.) Lv	9.30 SUN	♦ 2.15 SUN

★ **NO. 23-17-62-20—GOLD COAST—DAILY**
 No. 23 to Green River; No. 17 to Pendleton; No. 62 to Wallula; No. 20 to Spokane.
 Club Lounge Service @... Chicago to Pendleton.
 Standard Sleeping Cars... Chicago to Green River—12 Sec., D. R. (for San Francisco).
 Chicago to Pendleton—10 Sec., D.R., Compt. (for Portland).
 Pocatello to Spokane—10 Sections, 3 Double Bedrooms (No. 33 from Salt Lake City).
 Reclining Seat Coaches... Chicago to Pendleton (for Portland); Green River to Spokane (No. 17 from Denver).
 Dining Car... A la carte and club or table d'hotel service.

★ **NO. 19-61-18-24—GOLD COAST—PORTLAND ROSE—DAILY**
 No. 19 to Wallula; No. 61 to Pendleton; No. 18 to Green River; No. 24 to Chicago.
 Club Lounge Service @... Pendleton to Chicago.
 Standard Sleeping Cars... Green River to Chicago—12 Sec., D. R. (from San Francisco).
 Pendleton to Chicago—10 Sections, D. R., Compt. (from Portland).
 Spokane to Pocatello—10 Sections, 3 Double Bedrooms (No. 34 to Salt Lake City).
 Spokane to Los Angeles—10 Sections, 1 Compartment, 2 Bedrooms (leave Fridays only during Dec., Jan. and Febr.—Nos. 34-3 south of Pocatello).
 Reclining Seat Coaches... Spokane to Green River (No. 18 to Denver); Pendleton to Chicago (from Portland).
 Dining Car... A la carte and club or table d'hotel service.

★ **NO. 105—Streamliner CITY OF PORTLAND—DAILY**
 No. 105 to Pendleton; Bus to Spokane.
 Club Lounge Car @... Chicago to Pendleton.
 Standard Sleeping Cars... Chicago to Pendleton—Drawing rooms, Compts., Bedrooms, Roomettes, Sections.
 Reclining Seat Coaches... Chicago to Pendleton—(all seats reserved).
 Cafe Lounge Car... Chicago to Portland—Moderately priced meals and lounge for coach passengers.
 Dining Car... A la carte and club or table d'hotel service.

★ **NO. 106—Streamliner CITY OF PORTLAND—DAILY**
 Bus to Pendleton; No. 106 to Chicago.
 Club Lounge Car @... Pendleton to Chicago (Bath, radio).
 Standard Sleeping Cars... Pendleton to Chicago—Drawing rooms, Compts., Bedrooms, Roomettes, Sections.
 Reclining Seat Coaches... Pendleton to Chicago—(all seats reserved).
 Cafe Lounge Car... Portland to Chicago—Moderately priced meals and lounge for coach passengers.
 Dining Car... A la carte and club or table d'hotel service.

ST. LOUIS — KANSAS CITY — SPOKANE

No. 37-17-62-20 Example	Table L Condensed Schedules All Trains Daily	No. 19-61-18-38 Example
4.00 SUN	Lv St. Louis (C.T.) Wabash Ar	7.40 WED
9.00 "	Ar Kansas City Lv	11.55 TUE
11.30 SUN	Lv Kansas City (Union Pacific) Ar	11.30 "
5.30 MON	Ar Denver (M.T.) Lv	8.00 TUE
10.10 TUE	Ar Pocatello Lv	5.25 MON
10.55 "	Ar Pendleton (P.T.) Lv	3.25 "
11.40 TUE	Ar Pendleton Lv	3.00 "
12.55 WED	Ar Umatilla Lv	1.55 "
2.05 WED	Ar Wallula Lv	1.10 MON
7.40 WED	Ar Yakima Lv	8.30 SUN
5.15 "	Ar Walla Walla Lv	10.30 "
3.05 "	Lv Wallula Ar	12.55 "
4.23 "	Ar Ayer Lv	11.48 "
8.25 "	Ar Lewiston Lv	8.00 "
8.50 "	Ar Moscow Lv	7.15 "
4.23 "	Lv Ayer Ar	11.48 "
6.32 "	Lv Cheney Lv	9.56 "
7.00 WED	Ar Spokane (P.T.) Lv	9.30 SUN

★ **NO. 37-17-62-20—PONY EXPRESS—PORTLAND ROSE—DAILY**
 No. 37 to Denver; No. 17 to Pendleton; No. 62 to Wallula; No. 20 to Spokane.
 Club Lounge Car @... Denver to Pendleton.
 Standard Sleeping Cars... Denver to Pendleton—10 Roomettes, 6 Double Bedrooms (for Portland).
 Kansas City to Pendleton—10 Sections, 1 Drawing-room, 2 Compartments (for Seattle) (open 10.00 p.m.).
 Pocatello to Spokane—10 Sections, 3 Double Bedrooms (No. 33 from Salt Lake City).
 Kansas City to Denver—12 Sec., D.R. (to Los Angeles—open 10.00 p.m.).
 Reclining Seat Coaches... Kansas City to Pendleton; Denver to Spokane.
 Dining Car... A la carte and club or table d'hotel service.

★ **NO. 19-61-18-38—PORTLAND ROSE—PONY EXPRESS—DAILY**
 No. 19 to Wallula; No. 61 to Pendleton; No. 18 to Denver; No. 38 to Kansas City.
 Club Lounge Car @... Pendleton to Denver.
 Standard Sleeping Cars... Spokane to Pocatello—10 Sections, 3 Double Bedrooms (No. 34 to Salt Lake City).
 Pendleton to Denver—10 Roomettes, 6 Double Bedrooms (from Portland).
 Pendleton to Kansas City—10 Sections, 1 Drawing-room, 2 Compartments (from Seattle).
 Denver to Kansas City—12 Sec., D. R. (from Los Angeles).
 Reclining Seat Coaches... Spokane to Denver. Pendleton to Kansas City.
 Dining Car... A la carte and club or table d'hotel service.

Footnotes for Page 16

⊗ Club lounge cars are for the exclusive use of standard sleeping car passengers.
 The City of Portland has a lounge car for coach passengers.
 ★ Regularly assigned through cars air-conditioned.
 ♦ Via Overland Greyhound Bus north of Pendleton.
 (C.T.) Central time. (M.T.) Mountain time. (P.T.) Pacific time.
 Time from 12.01 midnight to 12.00 noon shown in light face type.
 Time from 12.01 noon to 12.00 midnight shown in heavy face type.

CHICAGO—ST. LOUIS—KANSAS CITY—WEST YELLOWSTONE—VICTOR

No. 1-3-9-11-35-47		Table O Summer Season		No. 48-36-12-28-10	
Example					
All Trains Daily					
12.01	SUN	LV	Chicago (CST) C.&N.W.	Ar	1.00
9.00	SUN	Ar	Omaha	LV	3.40
10.00	SUN	LV	Omaha (Union Pacific)	Ar	3.10
9.40	MON	Ar	Cheyenne (M.S.T.)	LV	5.15
4.00	SUN	LV	St. Louis (C.S.T.) (Wab.)	Ar	1.00
9.00	"	Ar	Kansas City	LV	8.00
9.30	SUN	LV	Kansas City	Ar	7.45
7.25	MON	Ar	Denver (M.S.T.)	LV	8.00
7.45	"	Ar	Denver	LV	7.45
10.00	MON	Ar	Cheyenne	LV	5.40
10.25	MON	LV	Cheyenne (M.S.T.)	Ar	5.00
5.00	"	Ar	Green River	LV	10.40
5.40	"	Ar	Green River	Ar	10.10
10.55	MON	Ar	Pocatello	LV	4.25
1.45	TUE	LV	Pocatello	Ar	1.35
2.30	"	LV	Blackfoot	Ar	12.50
3.30	"	LV	Idaho Falls	Ar	12.05
5.10	TUE	Ar	Ashton	LV	10.10
5.20	TUE	LV	Ashton	Ar	9.55
7.00	TUE	Ar	Victor	LV	8.15
7.30	TUE	Ar	W.Yellowstone (M.S.T.)	LV	7.30

★ NO. 1-3-11-35-47 { NATIONAL PARKS SPECIAL } YELLOWSTONE SPECIAL—DAILY
 ★ NO. 9-3-11-35-47 { CITY OF ST. LOUIS }
 C. & N. W. No. 1 Chicago to Omaha; No. 3 Omaha to Green River; Wabash No. 9 St. Louis to Kansas City; No. 9 to Cheyenne; No. 3 to Green River; No. 11 to Pocatello; No. 35 to Ashton and West Yellowstone; No. 47 Ashton to Victor.

Club Lounge Service @ . . . Chicago and St. Louis to West Yellowstone.
 Standard Sleeping Car . . . Chicago to West Yellowstone—10 Sec., D. R., Compts. St. Louis to W. Yellowstone—Sections and Rooms (requires car to car change after leaving Cheyenne).
 Coaches . . . Chicago to Omaha; Omaha to Green River; Green River to Pocatello; St. Louis to Pocatello (seats reserved); Pocatello to West Yellowstone and Victor.

Dining Car . . . A la carte and club or table d'hote service.

★ NO. 48-36-12-10-28—
 ★ YELLOWSTONE SPECIAL } SAN FRAN. OVERLAND—DAILY
 } CITY OF ST. LOUIS—DAILY
 No. 48 Victor to Ashton; No. 36 W. Yellowstone and Ashton to Pocatello; No. 12 to Green River; No. 28 to Chicago; No. 10 Cheyenne to St. Louis. C. & N. W. east of Omaha; Wabash east of Kansas City.

Club Lounge Service @ . . . West Yellowstone to St. Louis and Chicago.
 Standard Sleeping Cars . . . W. Yellowstone to Chicago—10 Sec., D. R., Compts. West Yellowstone to St. Louis—Sections and Rooms. (requires car to car change after leaving Pocatello).
 Coaches . . . Victor and W. Yellowstone to Pocatello; Pocatello to Cheyenne and St. Louis; Cheyenne to Chicago (all seats reserved east of Pocatello).
 Dining Car . . . A la carte and club or table d'hote service.

LOS ANGELES—SALT LAKE CITY—WEST YELLOWSTONE—BUTTE

Yellow stone Special 38-29 -35-47	Northwest Special 33	Butte Special 38-29	Table R Condensed Schedules	Butte Special 30-37	Northwest Special 34-3	Yellow stone Special 48-36 -30-37
Example						
All Trains Daily						
7.30	SU	7.30	LV Los Angeles (P.S.T.)	Ar	7.00	7.00
7.55	"	7.55	Ar East Los Angeles	LV	6.30	2.55
9.15	"	9.15	Ar Riverside	Ar	5.00	1.55
9.45	"	9.45	Ar San Bernardino	LV	4.30	1.30
9.55	"	9.55	Ar San Bernardino	Ar	4.20	1.25
12.01	SU	12.01	Ar Barstow	Ar	2.00	11.25
5.00	MO	5.00	Ar Las Vegas	LV	9.15	7.50
5.30	"	5.30	Ar Las Vegas	Ar	8.45	7.35
8.40	"	8.40	Ar Caliente (P.S.T.)	LV	5.07	4.40
11.50	"	11.50	Ar Lund (M.S.T.)	Ar	3.50	3.33
12.30	"	12.30	Ar Milford	LV	3.05	2.55
12.40	"	12.40	Ar Milford	Ar	2.50	2.45
2.30	"	2.30	Ar Lynndyl	LV	12.45	12.45
2.30	"	2.30	Ar Lynndyl	Ar	12.45	12.45
5.15	"	5.15	Ar Salt Lake City	LV	9.40	10.55
8.00	"	11.30	Ar Salt Lake City	Ar	7.45	10.25
9.00	"	12.30	Ar Ogden	LV	6.45	9.25
9.30	MO	1.00	Ar Ogden	Ar	6.25	9.05
12.55	TU	4.45	Ar Pocatello	LV	3.05	5.40
1.45	"	5.15	Ar Pocatello	Ar	2.35	4.45
2.30	"	6.08	Ar Blackfoot	LV	1.52	4.00
3.15	TU	7.00	Ar Idaho Falls	LV	1.05	3.15
3.30	TU	7.20	Ar Idaho Falls	Ar	2.50	11.45
4.32	"	8.25	Ar St. Anthony	LV	1.38	10.34
5.10	TU	8.55	Ar Ashton	LV	1.15	10.10
5.20	TU	9.00	Ar Ashton	Ar	1.10	9.55
7.00	TU	10.40	Ar Victor	LV	11.30	8.15
7.30	TU		Ar West Yellowstone	LV		7.30
3.10	TU	3.10	Ar Idaho Falls	Ar	1.05	MO
4.32	"	4.32	Ar Dubois	LV	11.45	MO
4.53	"	4.53	Ar Spencer	Ar	11.22	MO
5.55	"	5.55	Ar Lima	LV	10.30	MO
6.05	"	6.05	Ar Lima	Ar	10.20	MO
6.47	"	6.47	Ar Armstead	LV	9.40	MO
7.16	"	7.16	Ar Dillon	Ar	9.05	MO
8.10	"	8.10	Ar Melrose	LV	8.13	MO
9.10	"	9.10	Ar Silver Bow	Ar	7.20	MO
9.30	TU	9.30	Ar Butte (M.S.T.)	LV	7.00	MO

★ NO. 38-29—PONY EXPRESS—BUTE SPECIAL—DAILY
 No. 38 to Salt Lake City; No. 29 to Butte.
 Club Lounge Car @ . . . Los Angeles to Salt Lake City; Salt Lake City to Butte.
 Standard Sleeping Cars . . . Los Angeles to Butte—14 Roomettes, 4 Double Bdrms. Salt Lake City to Butte—10 Sec., 1 D.R., 1 Compt.
 Reclining Seat Coaches . . . Los Angeles to Salt Lake City; Salt Lake City to Butte.
 Dining Car . . . Las Vegas to Salt Lake City; Salt Lake City to Butte.

★ NO. 33—NORTHWEST SPECIAL—DAILY—Salt Lake City to Victor.
 Standard Sleeping Cars . . . Salt Lake City to Pocatello—10 Sections, 3 Double Bedrooms (No. 17-62-20 Pocatello to Spokane—open 9:30 p.m.).
 Reclining Seat Coaches . . . Salt Lake City to Victor.

★ NO. 38-29-35-47—PONY EXPRESS—YELLOWSTONE SPECIAL—DAILY
 No. 38 to Salt Lake City; No. 29 to Butte; No. 35 Pocatello to Ashton and West Yellowstone; No. 47 Ashton to Victor.
 (Summer Season Service)
 Club Lounge Service @ . . . Los Angeles to West Yellowstone.
 Standard Sleeping Cars . . . Los Angeles to Butte—14 Roomettes, 4 Double Bdrms. Salt Lake City to Butte—10 Sec., 1 D.R., 1 Compt. Salt Lake City to West Yellowstone—6 Compts., 3 D.R. Salt Lake City to West Yellowstone—14 Sections. Salt Lake City to Victor—8 Sec., 1 D.R., 2 Compts. Pocatello to West Yellowstone—10 Sections, 1 Drawing-room, 2 Compts. (open 9:30 p.m.).
 Reclining Seat Coaches . . . Los Angeles to Salt Lake City; Salt Lake City to Butte. Salt Lake City to Victor (No. 31 to Pocatello). Salt Lake City to West Yellowstone.
 Dining Car . . . East of Las Vegas—a la carte and club or table d'hote service.

★ NO. 30-37—BUTE SPECIAL—PONY EXPRESS—DAILY
 No. 30 to Salt Lake City; No. 37 to Los Angeles.
 Club Lounge Car @ . . . Butte to Salt Lake City; Salt Lake City to Los Angeles.
 Standard Sleeping Cars . . . Butte to Los Angeles—14 Roomettes, 4 Double Bdrms. Butte to Salt Lake City—10 Sec., 1 D.R., 1 Compt.
 Reclining Seat Coaches . . . Butte to Salt Lake City. Salt Lake City to Los Angeles.
 Dining Car . . . Butte to Pocatello; Salt Lake City to Las Vegas.

★ NO. 34-3—NORTHWEST SPECIAL—DAILY
 No. 34 to Salt Lake City; No. 3 to Los Angeles.
 Standard Sleeping Cars . . . Pocatello to Salt Lake City—10 Sections, 3 Double Bedrooms (No. 19-61-18 from Spokane). Salt Lake City to Los Angeles—Drawing-room, Bedrooms, Roomettes, Sections.
 Reclining Seat Coaches . . . Victor to Salt Lake City. Salt Lake City to Los Angeles.
 Dining Car . . . Pocatello to Salt Lake; Salt Lake to Las Vegas.

★ NO. 48-36-30-37—YELLOWSTONE SPECIAL—PONY EXPRESS—DAILY
 No. 48 Victor to Ashton; No. 36 W. Yellowstone and Ashton to Pocatello; No. 30 to Salt Lake City; No. 37 to Los Angeles.
 (Summer Season Service)
 Club Lounge Service @ . . . West Yellowstone to Los Angeles.
 Standard Sleeping Cars . . . Butte to Los Angeles—14 Roomettes, 4 Double Bdrms. Butte to Salt Lake City—10 Sec., 1 D.R., 1 Compt. West Yellowstone to Salt Lake City—14 Sections. West Yellowstone to Salt Lake City—6 Compts. 3 D.R. West Yellowstone to Pocatello—10 Sec., D.R., Compts. (occupancy until 8:00 a.m.—breakfast service). Victor to Salt Lake City—8 Sec., 1 D.R., 2 Compts.
 Reclining Seat Coaches . . . West Yellowstone to Salt Lake City. Victor to Salt Lake City (No. 32 South of Pocatello). Salt Lake City to Los Angeles.
 Dining Car . . . Salt Lake City to Las Vegas.

Footnotes for Page 17

- ⊙ Club and lounge cars are for the exclusive use of standard sleeping car passengers.
- ★ Regularly assigned through cars air-conditioned.
- (f) Stops only on signal.
- ⊙ First car leaves Chicago June 17; West Yellowstone June 19.
- Operates only during Yellowstone Park season, June 19 through September 7. First cars leave Salt Lake City June 18, West Yellowstone and Victor June 19.
- (C.S.T.) Central standard time. (M.S.T.) Mountain standard time. (P.S.T.) Pacific standard time.
- Time from 12.01 midnight to 12.00 noon shown in light face type.
- Time from 12.01 noon to 12.00 midnight shown in heavy face type.

PORTLAND — WALLA WALLA — YAKIMA — LEWISTON — SPOKANE

20-62 -74		20-65 -64-20		Table W All Trains Daily—(Pacific Standard Time)		19-63 -66-19		73-61 -19	
9.30 SUN	11.00 SUN	9.30 SUN	11.00 SUN	Lv Portland	Ar Hood River	7.00 MON	5.15 MON	7.00 MON	5.15 MON
11.35 SUN	11.35 SUN	11.35 SUN	11.35 SUN	Lv " "	Ar The Dalles	" "	4.35 MON	" "	4.35 MON
12.45 MON	12.45 MON	12.45 MON	12.45 MON	Lv " "	Ar Arlington	" "	3.22 MON	" "	3.22 MON
1.45 MON	1.45 MON	1.45 MON	1.45 MON	Lv " "	Ar Umatilla	" "	2.20 MON	" "	2.20 MON
2.05 MON	2.05 MON	2.05 MON	2.05 MON	Lv " "	Ar Umatilla	" "	2.05 MON	" "	2.05 MON
2.45 MON	2.45 MON	2.45 MON	2.45 MON	Lv " "	Ar Wallula	" "	1.20 MON	" "	1.20 MON
↓	↓	↓	↓	Lv Wallula	Ar Walla Walla	11.35 SUN	10.30 SUN	↑	↑
↓	↓	↓	↓	Lv " "	Ar Walla Walla	" "	" "	↑	↑
↓	↓	↓	↓	Lv Wallula	Ar Yakima	12.10 MON	8.30 MON	↑	↑
↓	↓	↓	↓	Lv " "	Ar Yakima	" "	" "	↑	↑
3.15 MON	3.15 MON	3.05 MON	3.05 MON	Lv Wallula	Ar Wallula	12.55 MON	11.48 MON	12.30 MON	11.20 MON
4.45 MON	4.45 MON	4.23 MON	4.23 MON	Lv Ayer	Ar Ayer	" "	" "	" "	" "
5.30 MON	5.30 MON	↓	↓	Lv Ayer	Ar Riparia	↑	↑	10.45 SUN	10.10 SUN
6.10 MON	6.10 MON	↓	↓	Lv " "	Ar Riparia	" "	" "	" "	" "
8.25 MON	8.25 MON	↓	↓	Lv " "	Ar Lewiston	" "	" "	8.00 SUN	8.00 SUN
↓	↓	↓	↓	Lv Ayer	Ar Ayer	11.48 SUN	10.46 SUN	↓	↓
↓	↓	↓	↓	Lv " "	Ar Marengo	" "	" "	" "	" "
↓	↓	↓	↓	Lv " "	Ar Cheney	" "	9.56 SUN	" "	" "
↓	↓	↓	↓	Lv " "	Ar Spokane	" "	9.30 SUN	" "	" "

★ NO. 20—SPOKANE—DAILY

Standard Sleeping Cars... Portland to Spokane—8 Sections, Buffet Lounge.
Portland to Spokane—10 Roomettes, 6 Double Bedrooms.
Tourist Sleeping Cars... Portland to Walla Walla—14 Sections (No. 65, Wallula to Walla Walla).
Sleepers can be occupied at Spokane and Walla Walla until 8:00 a.m.
Portland to Lewiston—Coach-Tourist Sleeper, 8 Sections (Nos. 62-74, Wallula to Lewiston).
Portland to Yakima—Coach-Tourist Sleeper, 6 Sections (No. 64, Wallula to Yakima).
Reclining Seat Coaches... Portland to Spokane.
Portland to Wallula (for Moscow—see Table 76).

★ NO. 19—SPOKANE—DAILY

Standard Sleeping Cars... Spokane to Portland—8 Sections, Buffet Lounge.
Spokane to Portland—10 Roomettes, 6 Double Bedrooms.
Tourist Sleeping Cars... Walla Walla to Portland—14 Sections (No. 66, Walla Walla to Wallula; open 9:30 p.m.).
Lewiston to Portland—Coach-Tourist Sleeper, 8 Sections (Nos. 73-61 to Wallula).
Yakima to Portland—Coach-Tourist Sleeper, 6 Sections (No. 63 to Wallula).
Reclining Seat Coaches... Spokane to Portland.
Wallula to Portland (from Moscow—see Table 76).

Spokane, San Francisco and Los Angeles

No. 19-60	No. 19-9-58 Shasta	No. 19-11 Cascade	Table X All Trains Daily (Pacific Standard Time)		No. 51-53-20-34 Bus	Cascade No. 51-53-12-20	Shasta No. 57-10
9.30	9.30	9.30	Lv Spokane (UP)	Ar Ayer	*12.40	7.00	
11.48	11.48	11.48	Lv Wallula	Ar Portland	7.45	4.23	
1.20	1.20	1.20	Lv Portland	Ar Spokane (UP)	*11.59	9.30	
7.00	7.00	7.00	Lv Portland So. Pac.	Ar Salem	8.10	11.30	11.15
9.50	7.45	4.50	Lv Eugene	Ar Klamath Falls	6.03	9.52	9.56
11.41	9.00	6.20	Lv Redding	Ar Sacramento	4.05	8.25	8.43
1.40	10.13	7.46	Lv Sacramento	Ar San Francisco	9.50	3.50	4.41
8.05	2.23	1.00	Lv San Francisco	Ar Sacramento	3.00	10.47	12.29
1.55	6.28	5.55	Lv Sacramento	Ar Stockton	4.80	6.20	9.10
7.25	9.45	9.50	Lv Stockton	Ar Fresno	6.30	5.00	7.45
9.20	11.15	11.20	Lv Fresno	Ar Los Angeles	5.55	5.55	
7.45			Lv Los Angeles	Ar Sacramento	4.40	4.40	
8.57	2.15		Lv Sacramento	Ar Stockton	1.55	1.55	2.15
11.57	10.40		Lv Stockton	Ar Fresno	6.50	6.50	5.40
7.50			Lv Fresno	Ar Los Angeles			

Seattle, San Francisco and Los Angeles

No. 458 19-60-52	No. 402 9-58 Shasta	No. 408 -11 Cascade	Table Y All Trains Daily (Pacific Standard Time)		No. 51 53-20-401	Cascade No. 51-53-12-407	Shasta No. 57-10-401
4.30	11.30	12.25	Lv Seattle	Ar Tacoma	6.45	4.10	6.45
5.40	1.00	1.19	Lv Tacoma	Ar Portland	5.00	3.11	5.00
9.15	6.45	4.35	Lv Portland	Ar Seattle	11.30	12.01	11.30
9.50	7.45	4.50	Lv Portland So. Pac.	Ar Salem	8.10	11.30	11.15
11.41	9.00	6.20	Lv Eugene	Ar Klamath Falls	6.03	9.52	9.56
1.40	10.13	7.46	Lv Redding	Ar Sacramento	4.05	8.25	8.43
8.05	2.23	1.00	Lv Sacramento	Ar San Francisco	9.50	3.50	4.41
1.55	6.28	5.55	Lv San Francisco	Ar Sacramento	3.00	10.47	12.29
7.25	9.45	10.05	Lv Sacramento	Ar Stockton	4.80	6.20	9.10
9.20	11.15	11.20	Lv Stockton	Ar Fresno	6.30	5.00	7.45
7.45			Lv Fresno	Ar Los Angeles	5.55	5.55	
8.57	2.15		Lv Los Angeles	Ar Sacramento	4.40	4.40	
11.57	10.40		Lv Sacramento	Ar Stockton	1.55	1.55	2.15
7.50			Lv Stockton	Ar Fresno	6.50	6.50	5.40

PORTLAND, TACOMA AND SEATTLE

401 Daily	459 Daily	407 Daily	457 Daily	Table Z All Trains Daily					
11.30	4.30	12.01	9.00	Lv Portland, Ore.	Ar Vancouver Wash.	1.50	4.35	9.15	6.45
11.57	4.55	12.22	9.27	Lv Vancouver Wash.	Ar Kelso-Longview	1.15	4.08	8.44	6.10
1.22	5.40	1.05	10.25	Lv Kelso-Longview	Ar Chehalis	12.20	3.24	7.00	3.35
2.43	6.27	1.17	11.27	Lv Chehalis	Ar Centralia	11.08	3.07	6.07	3.05
2.55	6.37	2.00	11.34	Lv Centralia	Ar Tacoma	10.55	2.30	6.58	2.53
5.00	7.50	3.11	12.57	Lv Tacoma	Ar Seattle	9.35	1.19	5.40	1.00
5.20	8.00	3.15	1.07	Lv Seattle	Ar Portland	9.25	1.15	5.30	1.20
9.45	9.00	4.10	2.15	Lv Portland	Ar Seattle	8.20	12.25	4.30	11.30

Reclining Seat Coaches... Portland to Seattle.
Dining Car... Serving necessary meals enroute.

★ NO. 458—DAILY

Parlor Car... Seattle to Portland (R. R. Owned).
Standard Sleeping Cars... Seattle to Tacoma—10 Sections, 1 Drawing-room, 2 Compartments (Nos. 18-38 beyond Portland).
Seattle to San Francisco—10 Sec., D.R., Compt. (S.P. 19 beyond Portland).

Reclining Seat Coaches... Seattle to Portland.
Dining Car... Serving necessary meals enroute.

★ NO. 407—DAILY

Parlor Car... Portland to Seattle (R.R. Owned).
Standard Sleeping Cars... San Francisco to Seattle—8 Sections, 5 Double Bedrooms (2 Cars).
San Francisco to Seattle—6 Compts., 3 D. R.

Reclining Seat Coaches... Portland to Seattle.
Dining Car... Serving necessary meals enroute.

★ NO. 408—DAILY

Parlor Car... Seattle to Portland (R. R. Owned).
Standard Sleeping Cars... Seattle to San Francisco—8 Sec., 5 Dbl. Bdrms. (2 Cars). (S. P. 11 So. of Portland).
Seattle to San Francisco—6 Compts., 3 D. R.
Reclining Seat Coaches... Seattle to Portland.
Dining Car... Serving necessary meals enroute.

★ NO. 459—DAILY

Parlor Car... Portland to Seattle (R. R. Owned).
Standard Sleeping Car... St. Louis to Seattle—6 Sections, 6 Roomettes, 4 Double Bedrooms (Nos. 9-3-11 to Portland).

Reclining Seat Coaches... Portland to Seattle.
Dining Car... Serving necessary meals enroute.

★ NO. 460—DAILY

Parlor Car... Seattle to Portland (R. R. Owned).
Reclining Seat Coaches... Seattle to Portland.
Dining Car... Serving necessary meals enroute.

Equipment for Tables Y and Z

★ NO. 401—DAILY
Standard Sleeping Cars... Portland to Seattle—10 Sections, D. R. Compt.
Portland to Seattle—12 Sections, Drawing-room.
Portland to Tacoma—10 Sections, D. R., Compt.
San Francisco to Seattle—10 Sections, D. R., Compt. (S. P. 20 to Portland).

Sleepers open at Portland 9:30 p.m., at destinations until 8:00 a.m.
Reclining Seat Coaches... Portland to Seattle.

★ NO. 402—DAILY

Standard Sleeping Cars... Seattle to Portland—10 Sec., D. R., Compt.
Seattle to Portland—12 Sections, Drawing-room.
Seattle to St. Louis—6 Sec., 6 Rmtes., 4 Dbl. Bdrm.
Tacoma to Portland—10 Sections, D. R., Compt.
Seattle to San Francisco—10 Sections, D. R., Compt. (S. P. 19 South of Portland).

Sleepers open at Seattle and Tacoma at 9:30 p.m., at Portland until 7:30 a.m.
Reclining Seat Coaches... Seattle to Portland.

★ NO. 457—DAILY

Parlor Car... Portland to Seattle (R. R. Owned).
Standard Sleeping Car... Kansas City to Seattle—10 Sections, 1 Drawing-room, 2 Compartments (Nos. 37-17 to Portland).

Arrives, departs Seattle Union Depot. Rail station is at Kelso. There is independent bus service between Kelso and Longview every 20 minutes. Regularly assigned through cars air-conditioned. (K) Conditional stop; consult agent. Arrives, departs Seattle King Street Station. U. P. Stages, Portland—Spokane. Via Pacific Greyhound Bus. (H) Daily except Sundays and holidays. (A) Runs via Davis.

Chicago and Omaha to Colorado, Utah, California and Pacific Northwest

MILE S	Table No. 1 (Continued)		WESTBOUND—Read Down										To Pacific Coast			
	The Overland Route		Elevation	Stream-line City of San Fran. 101 Daily	Stream-line City of Los Ang. 103 Daily	Stream-line City of Portland 105 Daily	Los Angeles Limited 1 Daily	San Francisco Overl'd 27 Daily	Gold Coast 23 Daily	Mail and Express 5 Daily	Utah 3 Daily	Pony Express 37 Daily	Portland Rose 17 Daily			
	Read Down															
	(Mountain Standard Time)															
507	Cheyenne 30, 42	Wyo.	6060	9.20	9.35	9.02	6.10	2.30	6.35	6.50	10.25					
516	Borie	"	6561													
526	Granite Canon	"	7315													
534	Burford	"	7822													
538	Sherman (Highest Point en route)	"	8013													
840	Dale Creek (Rocky Mts. to south)	"	7921													
545	Hermosa (Laramie Basin)	"	7899													
555	Red Buttes	"	7313													
563	Laramie (State University)	"	Ar 7151	10.39	10.54	10.21	7.32	3.52	7.57	8.20	11.50	9.00	9.00			
563	Laramie (Snowy Range west)	"	Lv 7151	10.40	10.55	10.22	7.40	4.00	8.05	8.30	11.59	9.10	9.10			
583	Bosler	"	7082						f 8.28							
588	Cooper Lake (Laramie Peak)	"	7037						A							
591	Lookout (48 miles north)	"	7125						f 8.39							
596	Harper	"	7079						f 8.45							
603	Rock River (Oil fields 18 miles south)	"	6910						f 8.53							
606	Willcox	"	6969						A							
620	Medicine Bow	"	6564						f 9.16							
624	Calvin	"	6613						A							
630	Como (Fossil Dinosaur beds)	"	6712						A							
640	Hanna (Coal Mines)	"	6775						f 9.45			10.42	10.42			
645	Percy (Blk Mt. 15 miles south)	"	6927						A							
649	Dana	"	6791						A							
659	Walcott 34 (St. Mary Pk. no.)	"	6624						f 10.10							
665	Ft. Steele (No Platte River)	"	6511						A							
673	Sinclair (Large oil refinery)	"	6586						f 10.27							
680	Bawllins (State Penitentiary)	"	Ar 6747	1229	1244	1206	9.50	6.10	10.40	11.00	2.10	11.35	11.35			
680	Bawllins	"	Lv 6747	1230	1245	1207	9.55	6.15	10.50	11.10	2.20	11.45	11.45			
698	Riner	"	6756						A							
703	Cherokee	"	6831						A							
709	Creston (Continental Divide)	"	7107						A							
721	Wamsutter	"	6709						f 11.42							
737	Tipton	"	7001						f 12.02							
744	Table Rock (Table Rock so.)	"	6843						A							
754	Bitter Creek	"	6699						f 12.22							
763	Black Buttes	"	6616						A							
768	Hallville	"	6561						A							
774	Point of Rocks	"	6506						f 12.45							
786	Salt Wells (Aspen Mts. to so.)	"	6374						A							
793	Baxter	"	6309						A							
799	Rock Springs (Coal Mines)	"	6263						A							
807	Kanda (Picturesque)	"	6209						A							
814	Green River (Buttes Water flows to Gulf of Califor.)	"	Ar 6083	2.40	2.55	2.20	12.40	9.00	1.50	2.05	5.00	2.30	2.30			
814	Green River (to south west)	"	Lv 6083	2.50	3.05	2.30	12.50	9.10	2.10	2.25	5.25	2.45	3.15			
822	Peru (Uintah Range to southwest)	"	6388						A							
827	Bryan	"	6181						A							
836	Westvaco	"	6210						A							
844	Granger 20	"	6271						f 2.45							
863	Hampton	"	6409						A							
873	Carter	"	6498						f 3.17							
883	Bridger (Named for famous scout)	"	6630						A							
888	Leroy	"	6710						A							
895	Spring Valley	"	7011						A							
899	Aspen (Aspen tunnel 5900 feet)	"	7183						f 3.51							
901	Altamont	"	7227						f 3.57							
906	Knight (Bear River)	"	7075						A							
910	Mills	"	6890						A							
914	Evanston	"	Ar 6745	4.30	4.45		2.46	11.10	4.15	4.25	7.18	4.45				
914	Evanston	"	Lv 6745	4.30	4.45		2.50	11.17	4.22	4.35	7.23	4.50				
921	Wyuta (Wyo-Utah State line)	Utah	6739						A							
925	Wahsatch (Wasatch Mts.)	"	6800						f 4.38							
934	Castle Rock	"	6224						A							
941	Emory (Echo Canyon)	"	5911						A							
950	Echo 32	"	Ar 5460						f 5.16							
950	Echo ("The Witches" to north)	"	Lv 5460						f 5.16							
954	Henefer	"	5337						A							
989	Devil's Slide (Devil's Slide so.)	"	8251						A							
986	Morgan	"	5071						f 5.35							
973	Peterson (Weber Canyon)	"	4889						A							
983	Uintah (Silver Fox Farm, so.)	"	4502						A							
990	Ogden 31, 38 (Junction with So. Pacific)	"	Ar 4298	6.05	6.20		4.40	1.03	6.15 (No. 37)	6.20 (No. 30)	9.15	6.35	4.10 (No. 34)			
0	Ogden	"	Lv 4298		6.30		5.00		7.00	6.45	9.45	7.00	9.25			
10	Clearfield	"	4473													
15	Layton	"	4348													
17	Kaysville	"	4295													
21	Farmington	"	4254													
28	Woods Cross	"	4292													
36	Salt Lake City 31	"	Ar 4251		7.10		5.50		8.00	7.45	10.35	8.00	10.25			
1811	Los Angeles (SOU. PAC. CO.)	Cal. Ar	293				10.40		10.40	7.00	3.20	7.00				
1775	San Francisco	Cal. Ar	6				6.55		7.35							

FOOTNOTES FOR TABLE 1

- ⊗ Carries only a coach for passengers; no dining car or sleeping cars.
- ▲ See page 38 for motor bus connections with U. P. trains at Fremont, Columbus and Grand Island.
- △ Beginning June 10 from Chicago, and June 11 from Denver, Nos. 85 and 86 will operate with through sleeping cars and coaches during summer season between Chicago and Denver.
- Extra fare—see page 20.
- † Daily except Sunday.
- (f) Stops only on signal.
- A Stops to let off paying passengers from east of Cheyenne; also to take for Ogden or beyond.
- B Stops to take on paying passengers for scheduled stops in Colorado.
- E Stops to let off paying passengers from Denver and east; also to take for north of Granger.
- G Stops to take on paying passengers for Oakland or beyond.
- H Stops to let off paying passengers from points east of Council Bluffs.
- K Stops to take on paying passengers for Los Angeles or beyond.
- L Stops to take paying passengers for Ogden and beyond.
- M Stops to take paying passengers for north of Granger, or for Ogden and beyond.
- N Stops to let off sleeping car passengers from Omaha and beyond; also to take for north of Granger or for Ogden and beyond.
- O Stops to take paying passengers for north of Granger.
- P Stops to let off paying passengers who boarded this train east of Council Bluffs; also to take for west of Ogden.
- R Stops to take on paying passengers for Salt Lake City or beyond.
- S Stops to let off paying passengers who boarded this train east of Council Bluffs; also to take on for Denver and beyond.
- T Stops to take on paying passengers for Pocatemo or beyond; also to let off from Cheyenne or beyond.
- V Stops to take paying passengers for Omaha or beyond; also to let off from Chicago.
- X Stops to let off paying passengers from Omaha and Denver or beyond; also to take for west of Ogden.
- Y Stops to take on paying passengers for Pendleton or beyond.
- Z Stops to let off paying passengers who boarded this train east of Council Bluffs; also to take on for Salt Lake City and beyond.
- ◆ Mileage shown on mile posts is from Council Bluffs. See General Information, page 2.
- ★ See table No. 53 for connecting train service to and from St. Joseph, Mo.



UNION PACIFIC RAILROAD
AND CONNECTIONS



California, Pacific Northwest, Utah and Colorado to Omaha and Chicago

Table No. 2 The Overland Route		EASTBOUND—Read Down										
		From Pacific Coast										
		Stream- liner City of San Fran. 102 Daily	Stream- liner City of Los Ang. 104 Daily	Stream- liner City of Portland 106 Daily	Los Angeles Limited 2 Daily	San Fran- cisco Overl'd 28 Daily	Gold Coast 24 Daily	✶ Mail and Express 6 Daily	Pony Express 38 Daily	Utah 4 Daily	Port- land Rose 18 Daily	Mixed Passen- ger 226 Ex.Sun.
Read Down												
SOU. PAC. CO.												
San Francisco (P.S.T.)		Oal.Lv	6	5.00								
UNION PACIFIC												
Los Angeles (P.S.T.)		Cal.Lv	293	5.00	12.01	11.00	6.00	9.00	7.30	11.15		
Mountain Standard Time												
Salt Lake City 31.		Utah.Lv	4251	8.50	6.20	6.00	7.30	5.35	5.45	5.30		
Woods Cross.		"	4292					5.49				
Farmington.		"	4254									
Kaysville.		"	4295									
Layton.		"	4348									
Clearfield.		"	4473									
Ogden.		Ar	4298	9.30		7.10	6.45	6.08	6.35	6.40	6.20	
Ogden 31		Utah.Lv	4298	9.55	9.40	7.30	6.45	7.15	8.30	7.10	6.50	
Junction with So.Pac.												
Uintah (Wasatch Mts.)		"	4554								7.35	
Peterson (Weber Canyon)		"	4889								7.50	
Morgan.		"	5071								8.10	
Devil's Slide (Devil's Slide so.)		"	6251								8.30	
Henefer.		"	5337								8.45	
Echo 32 ("The Witches", no.)		Ar	5460								8.55	
Echo.		Ar	5460								9.05	
Emory ("Echo Canyon")		"	5911									
Castle Rock.		"	6224									
Wasatch.		"	6800									
Wyuta (Utah-Wyo. State line)		Wyo.Ar	6739									
Evanston.		Wyo.Ar	6747	11.23	11.09	9.15	8.29	9.20	10.20	8.52	8.35	
Evanston.		Wyo.Ar	6747	11.23	11.09	9.19	8.32	9.30	10.30	8.57	8.40	
Mills.		"	6890									
Knight.		"	7075									
Altamont.		"	7227									
Aspen (Aspen tunnel 5,900 ft.)		"	7183									
Spring Valley.		"	7011									
Lefoy.		"	6710									
Bridger (Named for famous scout).		"	6630									
Carter.		"	6498									
Hampton.		"	6409									
Granger 20.		"	6271									
Westvaco.		"	6210									
Bryan (Uintah Range to Southwest)		"	6161									
Peru.		"	6388									
Green River (Picturesque)		Ar	6083	1.05	1.25	1.10	1.30	11.50	12.25	10.55	10.35	
Green River (Cliffs, Water flows to Gulf of Calif.)		Lv	6083	1.10	1.25	1.10	1.40	12.15	12.45	11.25	11.25	
Kanda.		"	6209									
Rock Springs (Coal Mines).		"	6263									
Baxter.		"	6309									
Salt Wells (Aspen Mts. south)		"	6374									
Point of Rocks.		"	6509									
Hallville.		"	6561									
Black Buttes.		"	6616									
Bitter Creek.		"	6699									
Table Rock (Table Rock so.)		"	6843									
Tipton.		"	7001									
Wamsutter.		"	6709									
Creston (Continental Divide)		"	7107									
Cherokee.		"	6831									
Riner.		"	6756									
Rawlins (State Penitentiary)		Ar	6747	3.24	3.14	3.39	1.55	1.10	3.25	1.55	1.55	
Rawlins.		Lv	6747	3.25	3.15	3.40	2.05	1.20	3.35	2.02	2.02	
Sinclair (Large oil refinery)		"	6586									
Ft. Steele (North Platte River)		"	6511									
Walcott 34 (St. Marys Peak no.)		"	6624									
Dana.		"	6791									
Percy (Elk Mt. 15 miles south)		"	6935									
Hanna (Coal Mines)		"	6775									
Como (Fossil Dinosaur beds)		"	6712									
Calvin.		"	6613									
Medicine Bow.		"	6564									
Wilcox.		"	6969									
Rock River (Oil fields)		"	6910									
Harper (18 miles south)		"	7079									
Lookout.		"	7125									
Cooper Lake (Laramie Peak)		"	7037									
Bosler (45 miles north)		"	7082									
Laramie (State University)		Ar	7151	5.19	5.09	5.29	4.15	3.30	5.55	4.15	4.15	
Laramie (Snowy Range west)		Lv	7151	5.20	5.10	5.30	4.25	3.40	6.35	4.25	4.25	
Colores (Bizarre eroded rocks)		"	7623									
Hermosa.		"	7899									
Dale Creek (Rocky Mts. to so.)		"	7921									
Sherman (Highest pt. en route)		"	8013									
Buford.		"	7862									
Granite Canon.		"	7315									
Borie (State Capital)		"	6661									
Cheyenne 42 of Wyo.,		Wyo.Ar	6060	6.30	6.20	6.40	5.45	5.00	8.15	7.35		

Footnotes for Table 2

- ☉ Carries only coaches for passengers; no dining car or sleeping car.
- ▲ See page 38 for motor bus connections with U. P. trains at Fremont, Columbus and Grand Island.
- Extra fare—see page 25.
- ⊙ C&NW 14, local from Omaha to Chicago, carries no thru cars from Union Pacific.
- * Daily.
- † Daily except Sunday.
- (f) Stops only on signal.
- A Stops to let off paying passengers from Salt Lake City or south; also to take for C&NW points east of Council Bluffs.
- D Stops to take paying passengers for points east of Council Bluffs where scheduled to stop.
- E Stops to let off paying passengers from Denver; also to take for points east of Council Bluffs.
- G Stops to let off paying passengers from Oakland or beyond.
- H Stops to let off paying passengers from West of Ogden; also to take for Omaha or beyond.
- K Stops to let off paying passengers from Salt Lake City or beyond.
- L Stops to let off paying passengers from Cheyenne or beyond; also to take for Omaha or beyond.
- M Stops to let off paying passengers from Los Angeles or beyond.
- N Stops to let off paying passengers from Pocatello and beyond; also to take for Cheyenne and beyond.
- O Stops to let off paying passengers from Ogden or beyond.
- P Stops to let off paying passengers from west of Ogden or from Pocatello; also to take for C&NW points east of Council Bluffs.
- R Stops to let off paying passengers from Cheyenne or beyond.
- S Stops to let off paying passengers from Colorado.
- T Stops to let off paying passengers from Pendleton or beyond.
- V Stops to let off paying passengers from Granger or beyond.
- X Stops to let off paying passengers from Denver; also to take for Chicago.
- Z Stops to let off paying passengers from Ogden or beyond; also to take for Green River or beyond.
- ◆ Mileage shown on mile posts is from Council Bluffs. See General Information, page 2.
- ★ See Table No. 53 for connecting train service to and from St. Joseph, Mo.

California, Pacific Northwest, Utah and Colorado to Omaha and Chicago

EASTBOUND—Read Down

MILES

Table No. 2
(Continued)

The Overland Route

		From Pacific Coast						From Colo.			Local			
		Stream- liner City of San Fran. 102 Daily	Stream- liner City of Los Ang. 104 Daily	Stream- liner City of Port- land 106 Daily	Los Angeles Limited 2 Daily	San Fran- cisco Over- land 28 Daily	Gold Coast 24 Daily	Mail and Express 6 Daily	Utahn 4 Daily	Stream- liner City of Denver 112 Daily	△ Nat'l Parks Special 86 Daily	● Colum- bine 16 Daily	North Platte Valley Express Mixed 354-94 Daily	
Read Down														
Mountain Standard Time														
484	Cheyenne 30 (Capitol of Wyo.)	Wyo. Lv. 6060	6.40	6.30	6.50	6.00	5.15	8.30	7.55	6.05			8.15	
498	Durham (Fort Warren)	Wyo. Lv. 5638											8.35	
503	Hillsdale	Wyo. Lv. 5638											8.50	
510	Burns (Rocky Mts. to south)	Wyo. Lv. 5455											9.00	
516	Egbert 30	Wyo. Lv. 5286											9.15	
526	Pine Bluffs	Wyo. Lv. 5047											Ar.	
536	Bushnell	Neb. Lv. 4866												
542	Oliver	Neb. Lv. 4788												
549	Kimball—See Note □	Neb. Lv. 4706												
558	Dlx.	Neb. Lv. 4551												
567	Potter	Neb. Lv. 4387												
586	Sidney	Neb. Lv. 4091	8.01	7.51	8.11	7.32	6.50	10.10	9.35	8.20				
586	Sidney (Lookout Sta., Old)	Neb. Lv. 4091	8.02	7.52	8.12	7.40	7.00	10.20	9.45	8.30				
597	Sunol (Fl. Sidney, north)	Neb. Lv. 3925												
603	Lodge Pole	Neb. Lv. 3831												
613	Chappell	Neb. Lv. 3695												
628	Julesburg 17	Colo. Ar. 3467												
628	Julesburg	Colo. Ar. 3467												
639	Big Springs (So. Platte River)	Neb. Lv. 3369												
649	Brule	Neb. Lv. 3288												
658	Ogallala	Neb. Lv. 3213												
665	Roscoe	Neb. Lv. 3166												
678	Paxton	Neb. Lv. 3056												
690	Sutherland	Neb. Lv. 2959												
692	O'Fallons 42	Neb. Lv. 2938												
696	Hershey	Neb. Lv. 2903												
709	North Platte 42 (Buffalo Bill Ranch, north)	Ar. 2802	9.43	9.33	9.53	9.28	8.50	12.30	11.45	11.00	8.32	10.10	11.35	
709	North Platte	Ar. 2802												
715	Gannett	Ar. 2768												
722	Maxwell (Old Ft. McPherson)	Ar. 2711												
732	Bradley Island	Ar. 2651												
744	Gothenburg	Ar. 2487												
755	Cozad	Ar. 2487												
761	Darr	Ar. 2451												
769	Lexington (Indian fights 1867)	Ar. 2389												
780	Overton	Ar. 2318												
788	Elm Creek	Ar. 2268												
795	Odessa	Ar. 2222												
804	Kearney 43 (State Normal School)	Ar. 2148												
817	Gibbon	Ar. 2061												
823	Shelton	Ar. 2019												
831	Wood River	Ar. 1966												
839	Alda	Ar. 1916												
846	Grand Island ★▲ 44, 47, 49	Ar. 1864	12.39	12.30	12.49	1.05	1.205	4.35	3.15	3.35	11.26	1.30	3.35	
846	Grand Island ★▲ 53	Ar. 1864	12.40	12.31	12.50	1.15	1.215	4.45	3.25	3.45	11.27	1.40	3.45	
858	Chapman 44	Ar. 1766												
888	Central City 44	Ar. 1701												
879	Clarks (Gr. Pawnee Vil. 1806)	Ar. 1622												
891	Silver Creek	Ar. 1548												
901	Duncan	Ar. 1494												
909	Columbus ▲ 45, 46, 48 (Loop River Hydroelectric Plant)	Ar. 1447	G	M	T									
916	Richland	Ar. 1401												
924	Schuyler	Ar. 1350												
932	Rogers	Ar. 1312												
938	North Bend	Ar. 1276												
947	Ames	Ar. 1231												
954	Fremont ▲ (Named for Valley (Gen. Fremont))	Ar. 1197	G	M	T	A	P	6.49	5.14	6.08	X	E	6.08	
968	Valley	Ar. 1140												
969	Waterloo (Elkhorn River)	Ar. 1126												
971	Elkhorn	Ar. 1168												
990	Omaha (C.S.T.)	Ar. 1033	2.50	2.40	3.05	3.50	3.10	7.50	6.05	7.00	1.35	4.15	7.00	
0	Omaha (C. & N. W.)	Neb. Lv. 1033	3.00	2.50	3.15	4.30	3.40	8.30		11.00	1.45	4.30	11.00	
3	Council Bluffs	Iowa Ar. 983			3.25	4.40	3.55	8.45		11.13	1.55	4.40	11.13	
148	Boone	Ar. 1138	5.12	5.02	6.35	7.05	6.20	11.40		1.32	3.57	7.05	1.32	
161	Ames	Ar. 917		K	5.58			12.15		1.46	4.17		1.46	
...	Des Moines	Ar. 805			6.50					6.50				
199	Marshalltown	Ar. 884			6.35			12.58		2.29	4.49		2.29	
269	Cedar Rapids	Ar. 731	7.05	6.55	7.45	9.25	8.38	12.35		3.45	5.55		3.45	
350	Clinton	Ar. 598	8.20	8.10	9.00	11.05	10.05	12.35		5.05	7.10		5.05	
488	Chicago (C.S.T.)	Ill. Ar. 590	10.45	10.45	11.30	2.00	1.00	8.15		8.00	9.35		2.00	8.00
0	Omaha (C. & N. W.)	Neb. Lv. 1033			9.00	9.00	10.25			9.00	9.00		9.00	
366	St. Paul	Minn. Ar. 703			7.40	7.40	7.45			7.40	7.40		7.40	
377	Minneapolis (C.S.T.)	Ar. 918			8.15	8.15	8.20			8.15	8.15		8.15	
0	Omaha (Wabash)	Neb. Lv. 1033						7.15						
414	St. Louis (C.S.T.)	Mo. Ar. 480						7.35						

● Extra Fare Trains.
 △ Beginning June 10 from Chicago, and June 11 from Denver. Nos. 85 and 86 will operate with through sleeping cars and coaches during summer season between Chicago and Denver.
 Limited handling of baggage.
 Extra fare tickets will not be sold on the "City of Los Angeles" and the "City of San Francisco" unless space has been reserved; and each person, including children of any age, who is to occupy space to the exclusion of other passengers, must hold such space assignment before he will be permitted to board train. Reduced fare tickets for Clergy, Charity, etc., are not honored on these trains.

NOTE □—There is bus line connection at Kimball, to and from Harrisburg, Gering and Scotts-bluff, Nebr.

For Complete schedules between Denver and Julesburg See Table 17.
 Operates via North Platte Cut-off from Cheyenne See Table No. 42.
 See page 38 for motor bus schedules connecting with U.P. trains at Fremont, Columbus and Grand Island.
 548 Motor Daily
 6.30 7.45
 8.15 9.25
 10.30 12.15
 Local Bus
 Ar. Lincoln

The RAILROAD HOUR

Hear It On
 NBC Network
 Every Monday Night
 Famous Musical Shows
 —Great Stars of
 Stage and Screen
 with Gordon MacRae

Presented by
 American Railroads

Between Chicago, Omaha, Denver, Ogden, Salt Lake City and Los Angeles

WESTBOUND—Read Down						EASTBOUND—Read Up						
Table No. 3 (Continued) The Overland Route <i>Pacific Standard Time</i>						Table No. 7 <i>Pacific Time</i>						
Pony Express 37 Daily	Utahn 3 Daily	Los Angeles Limited 1 Daily	Stream-liner, City of L. A. 103 Daily	M I L E S	Station	Eleva-tion	Stream-liner, City of L. A. 104 Daily	Los Angeles Limited 2 Daily	Utahn 4 Daily	Pony Express 38 Daily	Station	
				1613	Lv Basin (Lime Quarries).....	Calif. Lv 1217						
				1619	" Afton (Afton Canyon).....	" " 1403						
				1637	" Harvard.....	" " 1813						
	1.25	11.02		1647	" Yermo.....	" " 1929			3.32	12.30		
				1651	" Daggett.....	" " 2007						
	2.00	11.25	6.25	1660	" Barstow.....	" " 2105		3.52	3.08	12.01		
				1672	" Hodge.....	" " 2277						
				1692	" Oro Grande.....	" " 2642						
	2.44	11.05		1697	" Victorville.....	" " 2718			† 2.27	11.15		
				1705	" Hesperia (Joshua Trees).....	" " 3191						
				1716	" Summit.....	" " 3825						
				1723	" Cajon (San Bernardino Mts.).....	" " 2928						
				1727	" Keenbrook (Cajon Pass).....	" " 2530						
	4.20	1.25	8.30	1741	Ar San Bernardino.....	" Lv 1076	6.38	1.50	1.05	9.55		
	4.30	1.30	8.35	1741	Lv San Bernardino.....	" Ar 1076	6.33	1.45	1.00	9.45		
	4.40			1745	" Colton (Cement Works).....	" Lv 979				9.32		
				1749	" Highgrove.....	" " 947						
	5.00	1.55	9.00	1752	" Riverside (Mission Inn).....	" " 868	6.13	1.25	12.40	9.16		
	5.15			1763	" Mira Loma.....	" " 784						
				1767	" Collins.....	" " 856						
	5.28	T	T	1771	Lv Ontario.....	" " 979	P.	P.	P.	8.45		
	5.40	2.23	T	1777	" Pomona.....	" " 861	P.	P.	P.	8.35		
				1785	" Walnut.....	" " 532						
				1792	" Hillgrove.....	" " 310						
	6.06			1799	" Pico.....	" " 183						
	6.15			1801	" Montebello.....	" " 203						
	6.30	2.55	10.10	1804	" E. Los Angeles.....	" " 161	5.20	12.25	11.40	7.55		
	7.00	3.20	10.40	1811	Ar Los Angeles.....	" Lv 293	5.00	12.01	11.15	7.30		
	6.55	3.20	10.35	1814	Ar Alhambra.....	" Lv 400	4.25	11.40	10.55	7.10		
	7.10	3.35	10.50	1820	Ar Pasadena.....	" Lv 848	4.10	11.25	10.40	6.55		
	7.45	4.10	11.25	1823	Ar Glendale.....	" Lv 582	3.30	10.50	10.05	6.20		
	7.40	4.05	11.20	1827	Ar Anaheim.....	" Lv 162	3.45	10.55	10.10	6.25		
	7.25	3.50	11.05	1831	Ar Long Beach (Pine Ave).....	" Lv 31	3.50	11.00	10.15	6.30		
	7.50	4.15	11.30	1838	Ar San Pedro (Los Angeles Harbor).....	" Lv 13	3.20	10.30	9.45	6.00		

Footnotes for Tables 4 to 10, Inclusive

† Daily except Sunday.

• Meal stop.

† Daily except Sundays and holidays.

○ Motor bus connections with main line trains at East Los Angeles. For connections with eastbound trains, buses on call only, and advance notice to U. P. ticket agent necessary.

(B) Stops to take on or let off passengers.

■ Trains 301 and 302 operate only during summer season. Daily motor coach service of the Union Pacific Stage Co., shown in tables 7, 8 and 9, is operated over public highways. Rail tickets are honored on these motor coaches.

■ Union Pacific Stages Motor Buses operated over public highways. See also section of General Information, page 2, for optional rail-motor bus ticketing arrangement.

See tables 7, 8 and 9 on this page, for more complete motor bus schedules to and from East Los Angeles.

Salt Lake City — Provo — Lyndyl

Table No. 4 <i>Mountain Standard Time</i>					
Mixed 305	Mis.	Station	Eleva-tion	Mixed 306	Station
† 4.00	0	Lv Salt Lake City 3.....	Utah Ar 4251	† 12.15	
f 4.35	7	" Murray.....	" Lv 4350	† 11.40	
5.20	17	" Draper.....	" " 4510	11.10	
f 5.50	25	" Mount.....	" " 4806	† 10.50	
f 6.40	31	" Lehi.....	" " 4583	† 10.20	
f 7.00	34	" American Fork.....	" " 4618	† 10.00	
f 7.20	37	" Pleasant Grove.....	" " 4559	† 9.40	
f 7.30	43	" Geneva.....	" " 4553	† 9.20	
9.00	48	" Provo.....	" " 4524	9.00	
f 9.10	52	" Springville.....	" " 4515	† 7.25	
9.30	56	" Spanish Fork.....	" " 4549	† 7.15	
10.00	63	" Payson.....	" " 4614	† 6.50	
† 10.20	69	" Santaquin.....	" " 4887	† 6.32	
† 10.50	82	" Starr.....	" " 4910	† 6.10	
11.40	89	" Nephi.....	" " 5120	5.40	
† 12.00	96	" Sharp.....	" " 5236	† 5.10	
† 12.40	111	" Mills.....	" " 4931	† 4.25	
† 2.00	134	Ar Lyndyl 3.....	" Lv 4796	† 3.00	

East Los Angeles — Pasadena — Glendale

Motor Bus 103	Motor Bus 101	Motor Bus 1-103	Motor Bus 137	Table No. 7 <i>Pacific Time</i>				Motor Bus 104	Motor Bus 102	Motor Bus 1-104	Motor Bus 138
3.00	10.15	8.45	6.35	Lv East Los Angeles.....	Ar 11.15	12.00	4.50	7.30			
3.20	10.35	9.05	6.55	" Alhambra City.....	Lv 10.55	11.40	4.25	7.10			
3.35	10.50	9.20	7.10	" Pasadena Depot.....	" 10.40	11.25	4.10	6.55			
4.00	11.15	9.45	7.35	" Glendale City.....	" 10.15	11.00	3.40	6.30			
4.10	11.25	9.55	7.45	Ar Glendale Depot.....	Lv 10.05	10.50	3.30	6.20			

East Los Angeles — Long Beach — San Pedro

Motor Bus 203	Motor Bus 201	Motor Bus 2-103	Motor Bus 237	Table No. 8 <i>Pacific Time</i>				Motor Bus 204	Motor Bus 202	Motor Bus 2-104	Motor Bus 238
3.00	10.15	8.45	6.35	Lv East Los Angeles.....	Ar 11.15	12.00	4.50	7.30			
B.	B.	B.	B.	" Bell (Maywood).....	Lv 10.55	11.40	B.	B.			
B.	B.	B.	B.	" Paramount.....	" B.	B.	B.	B.			
B.	B.	B.	B.	" Lakewood.....	" B.	B.	B.	B.			
3.50	11.05	9.35	7.25	Ar Long Beach City.....	Lv 10.15	11.00	3.50	6.30			
4.15	11.30	10.05	7.50	Ar San Pedro.....	Lv 9.45	10.30	3.20	6.00			

Salt Lake City — Smelter

Motor Bus Daily	Motor Bus Daily	Motor Bus Daily	Table No. 5 <i>Mountain Time</i>				Motor Bus Daily	Motor Bus Daily	Motor Bus Daily	Motor Bus Daily
10.40	2.40	6.40	Lv Salt Lake UP Depot	Utah Ar 8.35	4.35	5.05	12.35			
10.42	2.42	6.42	" 4th So. & 2nd West	" Lv 8.33	4.33	5.03	12.33			
10.45	2.45	6.45	" 8th So. & 2nd West	" " 8.30	4.30	5.00	12.30			
10.50	2.50	6.50	" 8th So. & 2nd West	" " 8.25	4.25	4.55	12.25			
10.53	2.53	6.53	" Poplar Grove.....	" " 8.22	4.22	4.52	12.22			
11.20	3.20	7.20	Ar Smelter.....	" Lv 7.55	3.55	4.25	11.55			

East Los Angeles — Whittier — Anaheim

Motor Bus 303	Motor Bus 301	Motor Bus 3-103	Motor Bus 337	Table No. 9 <i>Pacific Time</i>				Motor Bus 304	Motor Bus 302	Motor Bus 3-104	Motor Bus 338
3.00	10.15	8.45	6.35	Lv East Los Angeles.....	Ar 11.15	12.00	4.50	7.30			
3.20	10.35	9.05	6.55	" Whittier.....	Lv 10.55	11.40	4.30	7.10			
3.40	10.55	9.25	7.15	" La Habra.....	" 10.35	11.20	4.10	6.50			
3.55	11.10	9.40	7.30	" Fullerton.....	" 10.20	11.05	3.55	6.35			
4.05	11.20	9.50	7.40	Ar Anaheim.....	Lv 10.10	10.55	3.45	6.25			

Las Vegas — Boulder City — Hoover Dam

Local Bus Daily	Local Bus Daily	Local Bus Daily	Motor Bus Daily	Table No. 10 <i>Pacific Time</i>				Motor Bus Daily	Local Bus Daily	Local Bus Daily	Local Bus Daily
8.00	1.30	8.45	10.00	Lv Las Vegas, Nev. Ar	4.00	6.55	12.15	5.50			
8.20	1.50	9.05		" Henderson (Royson).....	" 6.15	11.35					
8.45	2.15	9.30	10.45	Ar Boulder City.....	Lv 3.15						
			10.45	Ar Boulder City.....	" 1230						
			11.15	Lv Hoover Dam.....	Lv 12.15						

Milford — Lund — Cedar City

Train Daily	Motor Bus Daily	Motor Bus Daily	Motor Bus Daily	Mis.	Table No. 12 <i>Mount. Time</i>				Motor Bus Daily	Motor Bus Daily	Motor Bus Daily	Train Daily
4.15				0	Lv Milford 3.....	Utah Ar					12.45	
5.00	3.45	4.00	11.55	0	Lv Lund 3.....	" Ar	11.20	3.20	12.15	12.05		
6.30	4.45	5.00	12.55	33	Ar Cedar City.....	" Lv	10.20	2.20	11.15	10.45		

Between Chicago, Omaha, Denver, Ogden and San Francisco

WESTBOUND—Read Down					EASTBOUND—Read Up							
Gold Coast 23 Daily	San Francisco Overland 27 Daily	Stream-liner City of San Francisco 101 Daily	MILES	Table No. 14								
				The Overland Route								
C. & N. W.												
10.00 9.00	8.00 5.30	7.00 2.45	0 488	Lv Ar	Chicago (C.S.T.) Omaha	Ill. Neb.	Ar Lv	590 1033	10.45 3.00	1.00 8.15	8.30 8.15	
	9.15 9.55 7.45	9.30 10.10 8.35	11 377	Lv Ar	Minneapolis (C. & N. W.) St. Paul Omaha	(CST) " " " "	Minn. Ar Neb.	Ar Lv	918 703 1033	8.15 7.40 9.00	8.20 7.45 10.25	
UNION PACIFIC												
	9.30 2.50	5.45 10.40	2.55 281	Lv Ar	Omaha North Platte	(C.S.T.) (Mountain Standard Time)	Neb. Ar	Ar Lv	1033 2802	2.50 10.48	3.10 10.10	7.50 1.40
	2.00 6.25	9.50 2.20	5.45 507	Lv Ar	North Platte Cheyenne	(Mountain Standard Time)	" "	Ar Lv	2802 6060	9.43 6.40	8.50 8.30	12.30 8.30
	A1130 5.30 □	9.30 7.45 A1000	0 640 640	Lv Ar	St. Louis (Wabash) Kansas City (Uniol Pacific) Denver (M.S.T.) Cheyenne	(C.S.T.) " "	Mo. Mo. Colo. Wyo.	Ar Lv	480 748 5188 6060	A5.00 7.45 A5.40	A7.30 11.30 8.00	□
	6.35 6.15	2.30 1.03	9.20 990	Lv Ar	Cheyenne (M.S.T.) Ogden (M.S.T.)	" "	" "	Ar Lv	6060 4298	6.30 9.55	5.00 8.45	8.15 7.15
	5.30	11.30	0	Lv	Salt Lake City (M.S.T.)	" "	" "	Ar	4251	7.45	10.25	
SOUTHERN PACIFIC												
	8.00 f f 10.23 f 12.04 f 1.22 2.03	1.18 f f 2.51 f f B 5.41	6.22 1014 1038 1093 1111 1128 1166 1184 1217 1239	Lv	Ogden (M.S.T.) Promontory (P.S.T.) Lakeside (Great Salt Lake Cut-off) Lucin Montello (Pilot Peak, South) Cobre Wells (Humboldt River) Deeth (Ruby Range to South) Elko (Elk Range to south) Carlin	Utah " "	Ar	4298 4219 4218 4476 4880 5924 5633 5343 5063 4901	9.40 f f 2.51 f f D 4.23	6.25 f f 1.50 f f 10.40 10.05	6.30 f f 1.50 f f 10.40 10.05	
	4.58 6.00 6.55	E 8.18	1339 1356 1389 1428 1485 1497	Lv	Palisade (Palisade Canyon) Beowawe (Shos. one Range) Battle Mountain Golconda (Hot Spgs. Range north) Winnemucca (Sonoma Range, so) Imlay (Star Peak Mount to west) Lovelock (Humboldt River to Wells) Hazen (U. S. Irrig. proj. to south) Fernley	" "	" "	Ar	4846 4697 4514 4391 4336 4199 3982 4014 4159	4.23 f f M 9.32	12.09 f f 7.20 6.30 5.36	12.09 f f 7.20 6.30 5.36
	10.40 11.45	11.11 12.07	2.22 1530 1565 1583 1607	Lv	Reno Truckee (To Lake Tahoe) Soda Springs Blue Canon (American Riv. Canyon)	Cal. " "	Ar	4500 5819 6752 4693	11.52 5.40	6.40 5.40	2.55 1.35	6.40 1.35
	2.11 2.49	K f	1629 1647 1652 1655 1658	Lv	Colfax Auburn Newcastle Penryn Loomis	" "	" "	Ar	2418 1360 960 628 402	3.17 f f f f	11.03 10.27	
	3.40 4.15 4.35	3.35 4.05 4.10	1685 1683 1696	Lv	Roseville Sacramento (State Capital) Sacramento Davis	Cal. " "	Ar	162 35 36 52	7.20 7.15	2.17 1.40 1.35	9.54 9.15 8.55	9.54 9.15 8.55
	5.44 5.59 6.23	5.19 5.42	1743 1749 1762	Lv	Martinez (Carquinez Straits) Crockett (Benicia Valajo) Richmond	" "	" "	Ar	14 14 14	H 12.16 11.56	7.35 7.21 6.57	7.35 7.21 6.57
	6.36 6.47	5.55 6.07	1765 1769	Lv	Berkeley Oakland (16 St.) Oakland Pier	" "	" "	Ar	18 10 14	5.40 5.32 5.25	11.47 11.38 11.30	6.47 6.38 6.30
	6.55 7.35	6.15 6.55	8.45 1775	Lv Ar	San Francisco (P.S.T.)	San Francisco Bay Cal.	Ar Lv	14 6	5.40 5.00	11.25 11.00	6.38 6.00	6.30 6.00

Footnotes for Page 28

(f) Stops only on signal.
 Via Borie Cut-off; not via Cheyenne.
A See tables 24 and 30 for service between St. Louis, Kansas City, Denver and Cheyenne.
B Stops to let off paying passengers from Ogden and beyond; also to take for Reno and beyond.
D Stops to let off paying passengers from Reno and beyond; also to take for Ogden and beyond.
E Stops to let off paying passengers from Ogden or beyond; also to take for Sacramento or beyond.
H Stops to take paying passengers for Ogden and beyond.
K Stops to let off paying passengers from Ogden or beyond.
M Stops to take paying passengers for Ogden or beyond; also to let off from Sacramento or beyond.
 ⊕ See table 31 for service between Ogden and Salt Lake City.
 ⊞ Leaves and arrives from Market Street station.
 ■ Leaves and arrives from Third Street station.
 (C.S.T.) Central standard time.
 (M.S.T.) Mountain standard time.
 (P.S.T.) Pacific standard time.
 ♦ Mileage shown on mile posts is from Council Bluffs. See General Information, page 2.

Rail—Auto Travel Plan

Ask your Ticket Agent for information and about arrangements. You can . . .

RENT A NEW CAR

at your train destination.

This plan makes it easy for you to have a car ready for your convenience when you reach the end of your train journey.

DRIV-UR-SELF RENTAL STATIONS

are located in many cities in the United States and Canada.

Ask your Railroad Ticket Agent about the plan.

San Francisco, Sacramento and Los Angeles (Via Southern Pacific)

Via Valley Line					Via Coast Line															
60 Daily	58 Daily	56 Daily	52-54 Daily	Table No. 15					Table No. 16											
60 Daily	58 Daily	56 Daily	52-54 Daily	51-53 Daily	57 Daily	59 Daily	55 Daily	74-76 Daily	94 Daily	98 Daily	72 Daily	71 Daily	99 Daily	95 Daily	75-73 Daily					
8.05 8.45 10.00	9.00 9.38 10.50	6.45 7.16 8.05	Lv Ar	San Francisco (16th St.) Oakland Martinez	Cal. " "	Ar	6.55 6.10 5.16	8.15 7.35 6.20	5.50 5.12 3.50	8.00 9.03	7.00 8.00	7.15 8.08	11.25 12.25	Lv Ar	San Francisco San Jose	Cal. Ar	4.45 3.40	5.00 4.03	5.45 4.40	8.00 6.40
7.45 8.57		7.20 8.45	Lv Ar	Sacramento Stockton	" "	Ar	5.55 4.40	7.30 5.50		7.05 7.44		6.39 7.50		Lv Ar	San Francisco Oakland (First St.) San Jose	" "		5.50 5.07 4.05		8.50 8.05 6.47
11.15 9.43 11.57 2.15 7.50	12.42 1.55 5.05 4.46 10.40	9.01 9.48 11.57 1.38 6.30	Lv Ar	Tracy Modesto Fresno Bakersfield Los Angeles	" "	Ar	4.21 3.40 1.55 11.42 6.50	5.10 5.07 2.15 11.25 5.40	1.55 12.48 10.10 5.45 9.40	9.12 10.22 2.05 4.58 8.00	8.06 9.14 12.35 3.05 5.45	8.12 2.15 9.35 12.20 5.00	12.40 2.15 3.20 7.45 11.25	Lv Ar	San Jose Watsonville Jct. Salinas San Luis Obispo Santa Barbara Los Angeles	Ar	3.25 2.05 1.25 9.20 5.40 1.00	3.58 3.30 2.38 11.53 9.35 7.15	4.30 3.30 3.00 12.01 9.30 7.00	6.20 5.15 4.40 1.35 10.44 8.00

Between Chicago, Omaha and Spokane, Portland, Tacoma and Seattle

WESTBOUND—Read Down					MILES	EASTBOUND—Read Up				
Mail Express 25 Daily	Portland Rose 17 Daily	Idahoan 11 Daily	Stream-liner 105 Daily	Table No. 20 (Continued) The Overland Route (Pacific Standard Time)		Elevation	Stream-liner 106 Daily	Idahoan 12 Daily	Portland Rose 18 Daily	Mail Express 26 Daily
9.25	5.20	6.10	11.30	1394	Ar	2116	2.05	6.35	8.35	10.25
10.02	N.	N.	N.	1415	Lv	2657		O.	O.	9.35
10.55	6.50	7.30	12.36	1428	"	3746		O.	O.	9.11
11.08	N.	f 7.41		1442	"	3438	f 12.50	5.18	7.12	8.50
11.18	N.	f 7.50		1452	"	3236		f 5.05	V.O.	8.30
f 11.35	N.	N.		1462	"	3449		f 4.54	V.O.	8.18
	7.46	8.25		1471	"	2718		O.	f 7.50	
	N.	N.		1485	"	2708		O.	V.O.	7.30
12.20	8.10	8.50	1.45	1494	"	2788	11.45	4.10	6.00	7.05
f 1.06	N.	N.		1513	"	4205		O.	O.	
f 1.20	N.	N.		1519	"	3680		O.	O.	
f 1.57	N.	N.		1536	"	2306		O.	O.	
f 2.18	N.	N.		1547	"	1749		O.	O.	
3.05	10.55	11.10	4.00	1557	"	1414		O.	O.	
				1568	Ar	1069	9.38	1.35	3.25	4.25
No. 62 Daily	5.15	↓	↓	47	Ar	906		10.30		No. 61 Daily
	7.00	↓	↓	252	Lv	1895		9.30		
11.40	3.15	11.30	11.20	1568	Lv	1069	9.33	1.25	2.50	3.55
f 12.19	3.50	N.	N.	1572	"	974		O.	O.	3.11
f 12.25	3.56	N.	N.	1592	"	641		B.	O.	3.01
f 12.38	N.	N.	N.	1595	"	593		B.	O.	3.01
Spokane 19 Daily	7.00	Via	Via	1604	"	459				f 2.04
		Via	Via	1610	Ar	296		Via	Via	1.55
9.30	↓	9.30	↓	185	Ar	1895		↑	↑	9.30
2.20	Cut-off	Cut-off	Cut-off	1610	Lv	296		Cut-off	Cut-off	Cut-off
4.11	f 12.23	f 12.07	f 12.07	1613	"	577		12.22	B.	2.44
N.	N.	N.	N.	1620	"	232		O.	O.	
N.	N.	N.	N.	1635	"	259		O.	O.	
3.22	5.05	1.45	12.47	1646	"	225		11.34	1.09	1.45
N.	5.16	N.	N.	1654	"	217		O.	O.	
N.	5.40	N.	N.	1674	"	174		O.	O.	
N.	N.	N.	N.	1680	"	170		O.	O.	
N.	N.	N.	N.	1687	"	159		O.	O.	
4.30	6.15	3.30	1.45	1700	Ar	99	7.17	10.35	12.05	12.30
4.35	6.25	3.40	1.50	1700	Lv	99	f 7.17	10.30	11.59	12.20
N.	6.56	N.	N.	1715	"	99		O.	O.	
5.15	7.08	4.20	2.25	1721	"	103	f 6.48	9.57	11.28	11.47
N.	N.	N.	N.	1734	"	97		O.	O.	
N.	7.37	N.	N.	1741	"	101		O.	O.	
N.	7.43	N.	N.	1745	"	51		f 9.21	O.	11.06
N.	N.	N.	N.	1754	"	42		O.	O.	
N.	8.01	N.	N.	1757	"	43		O.	O.	
N.	N.	N.	N.	1761	"	43		O.	O.	
N.	8.18	N.	N.	1768	"	51		f 8.55	O.	10.38
7.00	9.00	6.15	4.07	1784	Ar	29	5.30	8.30	10.10	10.10

Footnotes for Pages 30 and 31
(Continued from page 30)

W Stops to let off paying passengers from Seattle; also to take for south of Tacoma.

X Stops to let off paying passengers from Tacoma or beyond; also to take for Portland or beyond.

Y For service between St. Louis, Denver and Cheyenne, see tables 24 and 30.

Z Stops to let off paying passengers from Ogden, Cheyenne, and beyond; also to take for Pendleton and beyond.

① Stops to let off paying passengers from Vancouver and beyond and to take on points beyond Seattle.

② Stops to take paying passengers for south of Tacoma.

③ Via North Puyallup.

④ Via Puyallup.

⑤ Stops to take on paying passengers for Portland and beyond.

⑥ Stops to let off paying passengers from Pendleton or beyond.

■ Trains 407, 408, 457 and 458 carry passengers to and from East Olympia and Portland and Seattle. Bus service is only between East Olympia and Olympia, and operates daily to and from U. P. station at Olympia. Bus will handle only hand baggage for passengers, except no baggage is handled on Sunday.

▲ Union Pacific rail tickets to or from certain stations (consult agent) are honored on Grays Harbor lines buses operating over public highway only through towns where time is shown.

◆ Mileage shown on mile posts is from Council Bluffs. See General Information, Page 2.

Between Portland, Tacoma and Seattle

All tickets over these lines are interchangeable and will be good on any train.

Table No. 20 Continued Pacific Standard Time					Elevation	Table No. 21 Continued Pacific Standard Time			
401 Daily	459 Daily	407 Daily	457 Daily	Miles		460 Daily	408 Daily	458 Daily	402 Daily
11.30	4.30	12.01	9.00	0.0	Lv	29	1.50	4.35	9.15
11.57	4.55	12.22	9.27	8.7	Ar	47	1.15	4.08	8.44
12.18			f 9.45	23.0	Lv	39	12.56		5.31
12.30			9.54	28.4	"	32	12.48		5.16
12.49			10.08	37.5	"	21	12.35		4.55
1.22	5.40	1.05	10.25	47.7	"	29	12.20	3.24	8.00
1.40			10.39	52.6	"	59	12.02		4.05
f 1.54			10.54	67.2	"	142	11.44		3.47
2.07	U		11.04	73.7	"	306	11.33		3.36
f 2.21			11.12	80.0	"	441	11.21		3.25
2.43	6.27	D	11.27	87.1	"	189	11.08	X	7.07
2.55	6.37	2.00	11.34	90.8	Lv	188	10.55	2.30	6.58
3.10	6.37	2.00	11.39	90.8	Ar	188	10.50	2.30	6.53
f 3.20			f 11.50	98.1	"	255	10.39		f 2.23
3.43			11.55	101.8	"	288			2.17
			J 12.09	109.8	Ar	219		2.03	6.27
			12.35	8.1	Ar	13		1.30	5.50
			11.40	8.1	Lv	13		2.30	6.55
			12.09	109.8	Lv	219		2.03	6.27
f 4.15	f 7.15		120.3		Lv	85	f 10.11		f 1.32
4.29			12.33	129.1	"	15	10.00		
5.00	7.50	3.11	12.57	144.7	Ar	13	9.35	1.19	5.40
5.20	8.00	3.15	1.07	144.7	Lv	13	9.25	1.15	5.30
5.40	f 8.13				Lv	50	W		12.20
			1.21	152.6	"	56	W		12.02
5.48			P 154.4		"	73	W		12.12
6.01	f 8.28		P 161.5		"	75	W		12.02
6.12			P 166.5		"	43	W		12.02
			2.15	183.4	Ar	15			4.30
6.45	9.00	4.10	183.4	Ar	15	8.20	12.25		11.30

Portland—Chehalis—Centralia—Hoquiam

Table No. 21 Continued Pacific Standard Time					Motor Bus 458 Daily	Motor Bus 408 Daily	Motor Bus 458 Daily
459 Motor Bus Daily	457 Motor Bus Daily	401 Motor Bus Daily	Mls.	Portland Ore. Ar			
4.30	9.00	11.30	0	Lv	1.50	4.35	9.15
6.30	1.30	9.45	0	Ar	9.30	1.00	6.00
6.45	1.45	10.00	4	Lv	9.15	12.45	5.45
			9	"			
			16	"			
			18	"			
			35	"			
			37	"			
			48	"	8.05	11.35	4.35
			49	"			
			56	"	7.45	11.15	4.15
			59	"	7.30	11.00	4.00
			63	Ar			

Portland—Seattle—Tacoma—Olympia

Table No. 22 Pacific Time					Bus-458	Bus-408
407-Bus	457-Bus	Miles	Portland	Ar		
*12.01	*9.00		Lv	*9.15	*4.35	
J	12.09		Ar	6.27	2.03	
*2.25	*12.10		Lv	*6.20	*1.55	
*2.50	*12.35		Ar	*5.50	*1.30	

Table No. 22 Pacific Time					Bus-457	423 NP
422 NP	408-Bus	458-Bus	Miles	Seattle		
422 NP	408-Bus	458-Bus		Lv	*2.15	†8.20
				Ar	1.07	6.42
				Lv	12.09	
				Ar	12.05	
				Lv	11.40	†5.13

Between Denver, Cheyenne and Salt Lake City

WESTBOUND—Read Down						Table No. 30 The Overland Route (Mountain Standard Time)	EASTBOUND—Read Up							
	16 Daily	57 Daily	Port'd Rose 17 Daily	Pony Express 37 Daily	City of St. Louis 9-3 Daily	MILES	City of St. Louis 4-10 Daily	Pony Express 38 Daily	Port'd Rose 18 Daily	52 Daily	Mixed 334 Daily	15 Daily		
	5.40	7.30	5.30	5.30	7.45	0	Lv Denver 17, 18, 24	Ar 5188	7.45	8.00	8.00	11.30	11.50	9.30
	M	f 7.53				14	" Henderson	" Lv 5036				11.05	Via Dent	f 8.51
	M	f 7.59				19	" Brighton 17	" " 4979				10.59	See Table 18	
		f 8.07				26	" Platteville	" " 4906				10.52	See Table 18	
		f 8.17				35	" Gilcrest	" " 4817				10.40	See Table 18	
		f 8.22				40	" La Salle 17, 18	" " 4752				10.33	See Table 18	
	6.30	8.30	6.19	6.19	8.34	46	" Evans	" " 4681				10.25	9.45	8.18
	Ar	f 8.34				48	" Greeley 17	" " 4649				10.20	v	
	See Table 17	f 8.46	6.28	6.28	8.45	52	" Lucerne	" " 4648	6.41	6.29	6.29	10.15	8.46	
		f 8.53				56	" Eaton	" " 4747				10.07	v	
		f 8.59				59	" Ault	" " 4831				10.02	8.32	
		f 9.04				63	" Pierce	" " 4935				9.57	8.25	
		f 9.09				67	" Nunn	" " 5032				f 9.53	v	
		f 9.15				72	" Carr	" " 5185				f 9.48	v	
		f 9.35				86	" Speer	" Wyo. Lv 5702				f 9.34	7.47	
		f 9.48				98	" Cheyenne 1, 2	" " 6351				f 9.18	7.19	
		10.05				106	" Cheyenne	" " 6060	5.40			9.00	7.00	
						106	" Borie	" Ar 8060	5.15					
						115	" Laramie	" Lv 5562						
		9.00	9.00		11.50	162	" Laramie (Snowy Range to west)	" Lv 7151	3.55	4.25	4.25			
		9.10	9.10		11.59	162	" Rock River (Oil fields 1 1/2 mt. sou)	" Ar 7151	3.45	4.15	4.15			
		w				202	" Medicine Bow	" Lv 6910				w		
		w				219	" Hanna (Coal Mines)	" " 8564				w		
						239	" Rawlins (State Penitentiary)	" " 6775						
			11.45	11.45	2.20	279	" Rock Springs (Coal Mines)	" " 6747	1.35	2.02	2.02			
			2.05	2.05	4.38	398	" Green River (Picturesque Cliffs)	" Lv 6263	11.18	11.45	11.45			
			2.30	2.30	5.00	413	" Green River	" Lv 6083	10.55	11.25	11.25			
						525	" Evanston	" Ar 6083	10.35	10.55				
						613	" Ogden	" Lv 6745	8.40	8.57				
						589	" Ogden	" Lv 4298	6.50	7.10				
							" Ogden	" Ar 4298	6.20	6.40				
						7.00	" Salt Lake City	" Lv 4251	5.30	5.45				
						8.00	" Salt Lake City	" Ar 4251	5.30	5.45				

Distance between Denver and Salt Lake City via Borie is 613 miles; via Cheyenne is 625 miles.

Between Ogden and Salt Lake City

Table No. 31 (Mountain Time)										Table No. 31 (Mountain Time)	Table No. 34 (Mountain Time)					
	3 Daily	34 Daily	103 Daily	1 Daily	32 Daily	37 Daily	30 Daily	Mis	4 Daily	2 Daily	104 Daily	31 Daily	38 Daily	29 Daily	33 Daily	
	9.45	9.25	6.30	5.00	8.10	7.00	6.45	0	Lv Ogden 1, 2, 36	Ar 6.20	7.10	9.30	6.35	6.40	9.00	12.30
		f 9.42			E	E	R	6	" Roy	" Lv		E	E	E	X	
		f 9.47			E	E	R	10	" Clearfield	" " "		f 6.08	E	E	X	
		f 9.51			E	E	R	15	" Layton	" " "		E	E	E	X	
					E	E	R	17	" Kaysville	" " "		E	E	E	X	
					E	E	R	21	" Farmington	" " "		E	E	E	X	
					E	E	R	26	" Centerville	" " "		E	E	E	X	
		10.04			E	E	R	28	" Woods Cross	" " "		f 5.49	E	E	X	
		10.09			E	E	R	31	" North Salt Lake	" " "		E	E	E	X	
		10.25			9.15	8.00	7.45	36	" Salt Lake 1, 2	" Lv 5.30	6.20	8.50	5.35	5.45	8.00	11.30

Ogden — Echo — Coalville — Park City

Mixed 226		Table No. 32 (Mountain Time)				Mixed 225	
Mis.		Lv	Ar	Utah	Ar	Utah	
† 7.35	0	Lv Ogden	Ar	Utah	Ar	† 5.10	
9.05	40	Ar Echo	Lv	Utah	Lv	3.45	
9.15	40	Lv Echo	Ar	Utah	Ar	3.10	
9.45	45	" Coalville	Lv	Utah	Lv	2.45	
10.20	53	" Wanship	"	"	"	2.10	
11.30	68	Ar Park City	Lv	Utah	Lv	1.00	

Laramie — Coalmont

Table No. 33 (Mountain Time)			
1		2	
8.00	Lv Laramie	Ar	3.01
9.00	" Milbrook	Lv	2.01
	" Centennial	"	1.15
10.32	" Albany	"	12.23
12.30	" Fox Park	"	10.56
f 3.03	" Northgate	"	f 7.51
3.40	" Walden	"	f 7.15
4.55	Ar Coalmont	Lv	6.00

Saratoga & Encampment Valley R. R. Co.

201 Mixed		Table No. 34 (Mountain Time)				202 Mixed	
Mis.		Lv	Ar	Wyo.	Ar	Mis.	
* 12.01	0	Lv Walcott 1, 2	Ar	Wyo.	Ar	* 11.16	
12.28	7	" Meads	"	"	Lv	10.49	
12.54	12	" Overland	"	"	"	10.26	
1.27	21	" Fish Hatchery	"	"	"	9.53	
1.68	24	" Saratoga	"	"	"	9.37	
2.15	28	" Dahlstrom	"	"	"	9.17	
2.23	30	" Davis	"	"	"	9.07	
2.36	33	" Cow Creek	"	"	"	8.54	
3.07	40	" Canyon	"	"	"	8.22	
3.32	44	Ar Encampment	"	"	Lv	8.00	

Footnotes for Pages 32 and 33

- NOTE □ — See table 20 for detail schedules to Pacific Northwest.
- Streamliner, extra fare; see pages 20 and 25.
- NOTE ◆ — See table 14 for detail schedules to San Francisco.
- NOTE ⊕ — See table 3 for detail schedules to Los Angeles.
- ◇ Via Borie cut-off; not via Cheyenne.
- * Daily. † Daily except Sunday.
- (f) Stops on signal. □ Mixed train.
- ▲ Monday, Wednesday and Friday only.
- Tuesday, Thursday and Saturday only.
- Local freight; limited space, hand baggage only; caboose for passengers.
- Local freight; carries combination coach-baggage car for passengers.
- Mountain Time on the main line but trains to or from Oakley on the Colby branch-line use Central Time.
- A Stops to take paying passengers for Denver and beyond.
- B Stops to let off paying passengers from Denver and beyond.
- D Stops to let off paying passengers from Kansas City and beyond, and from Topeka; also to take for Denver and beyond.
- E Stops to take on or let off paying passengers.
- K Stops to let off paying passengers from Denver and beyond; also to take for Topeka, and for Kansas City and beyond.
- L Stops to take paying passengers for Denver and beyond; also to let off from St. Louis and beyond.
- M Stops to take on paying passengers for east of La Salle.
- N Stops to let off paying passengers from Kansas City or beyond; also to take for Denver or beyond.
- O Stops to let off paying passengers from Denver or beyond; also to take for Kansas City or beyond.
- P Stops to let off paying passengers for points on the Solomon-Beloit branch; also to take for Denver and beyond.
- R Stops to let off paying passengers from beyond Pocatello.
- S Stops to let off paying passengers from Denver and beyond; also to take for St. Louis and beyond.
- T Stops to let off paying passengers from Denver and beyond; also to take for Salina and east thereof where train stops.
- V Stops to let off paying passengers from Cheyenne and beyond.
- W Conditional stop; see tables 1 and 2.
- X Stops to take on paying passengers for beyond Pocatello.

Between Salt Lake City, Ogden, Pocatello, West Yellowstone and Butte

WESTBOUND—Read Down

Yellowstone Special 29-35 Daily	Idaho 31 Daily	North-west Special 33 Daily	Butte Special 29 Daily	MILES
8.00	5.35	11.30	8.00	0
9.00	6.35	12.30	9.00	36
9.30	7.00	1.00	9.30	0
		f 1.16		9
		f 1.22		14
10.05	7.34	1.37	10.05	14
	f 7.46	f 1.50		30
	f 7.53	f 1.57		36
				40
				45
10.55	8.30	2.33	10.55	49
	f 8.42	f 2.44		57
	8.49	2.50		61
		f 2.52		62
	f 8.57	f 2.56		65
	f 9.07	f 3.06		71
		f 3.11		75
		f 3.20		81
		f 3.25		84
11.55	9.40	3.39	11.55	85
	f 9.54	f 3.45		100
	10.10	3.52		109
12.20	10.10	4.10	12.20	111
12.20	10.10	4.10	12.20	111
	10.23	4.23		121
12.55	10.45	4.45	12.55	134
	7.45	5.15	1.35	134
		f 5.29	f 1.55	140
		f 5.37	f 1.55	146
		f 5.43	f 1.55	148
		f 5.49	f 1.55	154
2.30		6.08	2.20	158
		6.24	2.34	169
f 2.52		6.34	2.42	176
3.15		7.00	3.10	185
3.30		7.20		0
4.32		8.25		37
5.10		8.55		51
7.30				107

Table No. 36 The Overland Route

For other trains between Salt Lake and Ogden see Table No. 31.
(Mountain Standard Time)

Utah	Idaho	Mont.	W. Yellowstone
Ar 4251			
Lv 4298			
Ar 4298			
Lv 4289			
Ar 4274			
Lv 4265			
Ar 4306			
Lv 4266			
Ar 4324			
Lv 4416			
Ar 4445			
Lv 4461			
Ar 4481			
Lv 4522			
Ar 4605			
Lv 4746			
Ar 4747			
Lv 4748			
Ar 4779			
Lv 4779			
Ar 4854			
Lv 4795			
Ar 4735			
Lv 4751			
Ar 4751			
Lv 4525			
Ar 4463			
Lv 4463			
Ar 4469			
Lv 4447			
Ar 4466			
Lv 4500			
Ar 4568			
Lv 4627			
Ar 4708			
Lv 4708			
Ar 4971			
Lv 5255			
Ar 6665			

EASTBOUND—Read Up

Butte Special 30 Daily	North-west Special 34 Daily	Idaho 32 Daily	Yellowstone Special 36-30 Daily
7.45	10.25	9.15	7.45
6.45	9.25	8.10	6.45
6.25	9.05	7.50	6.25
		f 7.33	
		f 7.27	
5.55	8.36	7.18	5.55
	f 8.21	f 7.00	
	f 8.15	f 6.53	
		f 6.41	
	f 7.50	6.27	5.13
	f 7.32	6.07	
	f 7.27	6.02	
		f 5.55	
		f 5.45	
		f 5.39	
		f 5.31	
		f 5.27	
	4.10	5.15	4.10
	f 6.31	f 5.06	
	f 6.25	5.00	
	3.35	6.15	3.35
	3.35	6.15	3.35
	f 5.58	4.36	
	3.05	5.40	3.05
	2.35	4.45	2.35
	f 4.24		1.35
	f 4.17		
	f 4.08		
	4.00		12.50
	3.39		
	3.30		12.05
	1.05		3.15
	2.50		11.45
	1.38		10.34
	1.15		10.10
			7.30

Cache Junction — Logan — Preston

33-Mixed *303	Mls.	Table No. (Mountain Time) 37	Mixed *304
*11.30	0	Lv Salt Lake, Utah	*10.25
1.00	36	Ar Ogden	*9.00
f 5.00	85	Ar Cache Jet	f 3.05
f 5.25	93	Ar Mendon	f 2.15
f 5.45	99	Ar Wellsville	f 1.55
f 5.59	103	Ar Hyrum	f 1.30
f 6.30	109	Ar Logan	f 1.10
f 6.57	117	Ar Smithfield	f 12.30
f 7.20	122	Ar Richmond	f 12.01
f 7.29	126	Ar Webster	f 11.30
f 8.00	129	Ar Franklin, Ida.	f 11.20
f 9.00	136	Ar Preston	f 11.00

Ogden - Brigham - Malad

-33 Mixed *311	Mls.	Table No. (Mountain Time) 38	Mixed *312
*11.30	0	Lv Salt Lake, Utah	*10.25
f 6.00	36	Ar Ogden 1, 2, 31, 36, 39, 40	f 6.00
f 6.28	41	Ar Harrisville	f 5.37
f 6.36	45	Ar Hot Springs	f 5.28
f 6.45	50	Ar Willard	f 5.17
f 7.00	57	Ar Brigham 36	f 5.00
f 8.00	57	Lv Brigham 36	f 4.00
f 8.22	63	Ar Corinne	f 3.35
f 8.45	71	Ar Cropley	f 3.10
9.15	75	Ar Tremonton	f 2.55
9.45	77	Ar Garland	f 2.20
f 10.01	82	Ar Fielding	f 1.56
f 10.40	94	Ar Portage	f 1.20
f 11.05	102	Ar Cherry Creek	f 12.55
f 11.30	109	Ar Malad, Ida.	f 12.30

Idaho Falls	Idaho	Mont.	W. Yellowstone
3.10	185	Lv Idaho Falls (Falls in Snake River)	Idaho
f 3.23	191	Ar Payne	Idaho
f 3.29	197	Ar Bassett	Idaho
3.38	202	Ar Roberts	Idaho
3.58	217	Ar Hamer	Idaho
4.06	223	Ar Camas	Idaho
4.32	235	Ar Dubols	Idaho
4.53	248	Ar Spencer (Beaver Canyon)	Idaho
5.12	258	Ar Humphrey	Idaho
5.25	265	Ar Monida (Idaho-Mont. boundary)	Mont.
f 5.37	273	Ar Snowline	Mont.
5.55	280	Ar Lima	Mont.
6.05	280	Lv Lima	Mont.
6.17	288	Ar Dell	Mont.
f 6.25	294	Ar Kidd	Mont.
6.47	307	Ar Armstead (To Salmon City)	Mont.
f 6.56	313	Ar Grayling	Mont.
f 7.06	320	Ar Barratts	Mont.
f 7.16	328	Ar Dillon (State Normal College)	Mont.
f 7.31	334	Ar Bond	Mont.
f 7.39	340	Ar Apex	Mont.
f 7.55	348	Ar Navy	Mont.
8.10	359	Ar Melrose	Mont.
f 8.20	365	Ar Quinn	Mont.
8.29	370	Ar Divide	Mont.
f 8.38	375	Ar Woodin	Mont.
f 8.50	381	Ar Feely	Mont.
f 8.58	385	Ar Buxton	Mont.
9.10	390	Ar Silver Bow	Mont.
9.30	397	Ar Butte (Largest mining camp on earth)	Mont.

Footnotes for Page 34

- * Daily. (f) Stops only on signal. † Daily except Sunday.
- Nos. 35 and 36 between Pocatello and West Yellowstone, and Nos. 47 and 48 between Ashton and Victor, operate only during Yellowstone and Grand Teton Park summer season June 19 through September 7.
- Local freight with combination coach-baggage car.

Salt Lake-Idaho Falls-W. Yellowstone (Summer Season)

29-35 Daily	Mls.	Table No. (Mountain Time) 39	36-30 Daily
8.00	0	Lv Salt Lake City	Ut. Ar 7.45
9.30	36	Ar Ogden	Ar 6.25
12.55	170	Ar Pocatello	Ida. Lv 3.05
1.45	0	Lv Pocatello	Ida. Ar 1.35
3.30	51	Lv Idaho Falls 36	Ida. Ar 11.45
5.10	102	Ar Ashton 36, 40	Lv 10.10
5.10	102	Lv Ashton	Lv 10.10
f 5.27	109	Ar Warm River	Lv f 9.35
6.30	137	Ar Trude	Ar 8.34
6.44	142	Ar Big Springs	Ar 8.20
7.30	158	Ar W. Yellowstone, Mont.	Lv 7.30

Salt Lake-Idaho Falls-Ashton-Victor

33 Daily	29-35-47 Daily	Mls.	Table No. (Mountain Time) 40	48-56-30 Daily	34 Daily
11.30	8.00	0	Lv Salt Lake City	Utah	Ar 7.45
1.00	9.30	36	Ar Ogden	Ar	6.25
5.15	1.45	170	Lv Pocatello	Ida	Ar 1.35
7.00	3.15	221	Ar Marysville	Ida	Lv 12.05
7.20	3.30	221	Ar Idaho Falls 36	Ida	Lv 11.45
7.34	f 3.43	229	Lv Ucon	Ida	Ar f 11.28
7.45	f 3.53	235	Ar Rigby	Ida	Ar f 11.18
f 7.51	f 4.09	239	Ar Lorenzo	Ida	Ar f 11.08
7.56	f 4.23	242	Ar Thornton	Ida	Ar f 11.04
8.06	4.13	247	Ar Rexburg	Ida	Ar f 10.56
8.13	f 4.20	251	Ar Sugar City	Ida	Ar f 10.45
8.25	4.32	258	Ar St. Anthony	Ida	Ar f 10.34
8.55	5.10	272	Ar Ashton	Ida	Lv 10.10
9.00	5.20	0	Lv Ashton 36, 39	Ar	9.55
f 9.04	f 5.24	2	Ar Marysville	Lv	f 9.45
f 9.12	f 5.32	6	Ar Grainville	Ar	f 9.37
9.18	5.38	9	Ar Drummond	Ar	f 9.32
f 9.26	f 5.46	13	Ar France	Ar	f 9.24
f 9.33	5.53	16	Ar Lamont	Ar	f 9.18
		22	Ar Judkins	Ar	f
	9.57	6.17	26	Ar Felt	Ar 8.55
	10.07	6.27	30	Ar Tetonla	Ar 8.47
	10.22	6.42	37	Ar Driggs	Ar 8.33
	10.40	7.00	46	Ar Victor	Ida. Lv 8.15

Union Pacific Branch Lines

Omaha—North Platte—So. Torrington

Mixed 97	Mixed 93	Mls.	Table No. 42	Mixed 94	Mixed 98
*10.00	*10.00	0	Lv Omaha Neb. Ar	*7.20	*7.20
		0	Lv North Platte	*7.10	*4.50
		0	Lv O'Fallons	6.25	4.20
		13	Lv Sarbon	5.58	3.30
		18	Lv Keystone	5.36	2.55
		21	Lv Martin	5.24	2.30
		24	Lv Lemoyne	5.14	2.15
		29	Lv Lowellen	4.44	1.40
		31	Lv Oshkosh	4.21	1.05
		36	Lv Lisco	3.53	12.25
		40	Lv Broadwater	3.30	11.40
		44	Lv Northport	3.05	11.12
		47	Lv So. Bayard	2.39	10.40
		52	Lv McGrew	2.29	10.28
		56	Lv Melbeta	2.19	10.18
		60	Lv Gering	2.00	10.01
		64	Lv Haig	1.50	10.30
		68	Lv So. Mitchell	1.21	10.10
		72	Lv So. Morrill	1.06	9.56
		76	Lv Lyman Neb.	12.56	9.45
		80	Lv Huntley Wyo.	12.41	9.13
		84	Lv Yoder	12.25	9.00
		88	Lv Yoder Wyo. Ar	12.15	8.50
		92	Lv Veteran	12.03	8.37
		96	Lv Cottier	11.50	8.19
		100	Lv So. Torrington	11.45	8.10
		104	Lv Yoder Wyo. Ar	*11.45	
		108	Lv Goodland	11.37	
		112	Lv Hawk Springs	11.20	
		116	Lv Duroc	11.07	
		120	Lv Lagrange	10.51	
		124	Lv Tremain	10.25	
		128	Lv Albin	10.00	
		132	Lv Lindbergh	9.45	
		136	Lv Egbert	9.20	
		140	Lv Cheyenne	*8.15	
		144	Ar Denver Colo.		

Omaha—Kearney—Stapleton

Mixed 95	Mixed 519	Mixed 517	Mls.	Table No. 43	Mixed 518	Mixed 96
10.00	9.30	*1000	0	Lv Omaha	*7.50	*1.35
E 9.19	3.40	5.00	0	Lv Kearney 1, 2	11.59	K 9.20
9.19	3.57	5.17	10	Lv Riverdale	11.35	8.22
10.20	4.08	5.28	17	Lv Amherst	11.23	8.00
10.06	4.25	5.45	26	Lv Miller	11.05	7.33
10.20	4.37	5.57	33	Lv Sumner	10.53	7.15
10.40	4.49	6.09	40	Lv Eddyville	10.40	6.59
11.13	5.09	6.30	52	Lv Oconto	10.19	6.28
11.27	5.22	6.46	59	Lv Lodi	10.03	6.14
12.30	5.35	6.57	66	Lv Callaway	9.52	5.35
12.55	5.52	7.12	76	Lv Finchville	9.31	5.00
1.30	6.07	7.24	83	Lv Arnold	9.20	4.45
1.55	6.20	7.35	91	Lv Logan	9.07	4.26
f 2.10	6.30	7.42	95	Lv Hoagland	9.00	4.18
f 2.30	6.39	7.49	99	Lv Gandy	8.50	4.08
E 2.55	6.50	8.00	102	Ar Stapleton	8.45	K 4.00

Grand Island—Stromsburg—Lincoln

Mixed 76	Mixed 548	Mixed 517	Mls.	Table No. 44	Mixed 547	Mixed 75
H 7.05	7.40	22	0	Lv Grand Island	6.25	E 9.20
f 7.10	7.45	24	0	Lv Central City	5.45	E 9.10
7.30	7.54	29	0	Lv Heber	5.32	8.55
8.25	8.05	35	0	Lv Hordville	5.23	8.40
8.55	8.25	45	0	Lv Polk	5.11	8.25
9.20	8.34	50	0	Lv Stromsburg	4.53	8.25
9.40	8.50	58	0	Lv Osceola	4.41	7.34
10.25	9.04	65	0	Lv Shelby	4.26	7.05
10.50	9.25	75	0	Lv Rising City	4.13	6.45
H 11.35	9.42	84	0	Lv David City	4.00	6.10
	10.15	98	0	Lv Brainard	3.40	5.40
	10.21	103	0	Lv Valparaiso	3.15	E 5.00
	10.30	108	0	Lv Valparaiso	3.10	
	10.35	112	0	Lv Agnew	3.04	
	10.40	116	0	Lv Raymond	2.59	
	10.45	120	0	Lv Lincoln	2.45	

Omaha—Columbus—Norfolk

Mixed Motor Bus	Mixed 321	Mls.	Table No. 45	Mixed 312	Mixed Motor Bus
*10.00		0	Lv Omaha	*1.35	
*8.25	1.40	0	Lv Columbus	11.30	*9.05
8.40	2.00	15	Lv Oconee	11.05	8.45
8.55	2.45	20	Lv Platte Center	10.50	8.35
9.05	3.17	26	Lv Tarnov	10.25	8.25
9.25	3.55	35	Lv Humphrey	9.32	8.05
9.35	4.10	41	Lv Madison	8.57	7.50
9.50	5.00	50	Lv Enola	8.30	*7.30
			Lv Norfolk		

Omaha—Columbus—Spalding

Mixed 79	Mls.	Table No. 46	Mixed 80
*9.30		Lv Omaha	*7.50
11.40	0	Lv Columbus	15.15
12.02	14	Lv Oconee	5.00
	14	Lv Monroe	4.50
12.32	21	Lv Genoa	4.35
1.08	34	Lv Fullerton	4.05
1.33	44	Lv Belgrade	3.45
1.52	51	Lv Cedar Rapids	3.30
2.13	57	Lv Primrose	3.15
2.40	65	Lv Spalding	3.00

Omaha—Grand Island—Loup City

Mixed 283	Mls.	Table No. 47	Mixed 284
*10.00		Lv Omaha	*1.35
H 10.00	0	Lv Grand Island	H 5.15
H 11.15	22	Lv St. Paul	H 4.05
11.40	30	Lv Dannebrog	3.50
12.05	41	Lv Boelus	3.20
12.25	48	Lv Rockville	2.55
H 1.00	61	Lv Loup City	H 2.30

Omaha—Columbus—Albion

Mixed 81	Mls.	Table No. 48	Mixed 82
*10.00		Lv Omaha	*7.50
6.20	0	Lv Columbus	3.00
6.45	9	Lv Oconee	2.40
7.00	14	Lv Monroe	2.30
7.30	21	Lv Genoa	2.15
8.15	32	Lv St. Edward	1.35
9.05	43	Lv Albion	1.10

Omaha—Grand Island—Ord

Mixed 83	Mls.	Table No. 49	Mixed 84
*10.00		Lv Omaha	*1.35
E 9.00	0	Lv Grand Island	E 5.15
9.28	11	Lv St. Libory	4.42
9.55	22	Lv St. Paul	4.20
10.20	31	Lv Elba	3.48
10.35	37	Lv Cotesfield	3.41
11.00	46	Lv Scotia	3.14
11.35	49	Lv North Loup	2.57
E 12.10	61	Lv Ord	E 2.30

Lawrence—Leavenworth

Mixed Fht. 172	Mls.	Table No. 50	Mixed Fht. 171
H 7.00	0	Lv Lawrence	H 12.30
7.40	13	Lv Tonganoxie	11.55
f 8.20	29	Lv Lansing	11.12
f 8.25	30	Lv Cochrane	11.08
H 8.45	34	Lv Leavenworth	H 11.00

Kansas City—Topeka—Marysville

Mixed Fht. 187	Mixed Motor 537	Mls.	Table No. 52	Mixed Motor 538	Mixed Fht. 188
	8.00	0	Lv Kansas City	6.00	
	8.06	2	Lv Kans. City	5.45	
	f 8.17	10	Lv Muncie	5.32	
	f 8.24	14	Lv Edwardsville	5.25	
	8.31	18	Lv Bonner Springs	5.18	
	8.47	28	Lv Linwood	5.00	
	9.05	40	Lv Lawrence	4.43	
H 4.00	10.00	68	Lv Topeka	4.00	E 9.25
4.20	10.10	73	Lv Menoken	3.30	9.10
4.45	10.21	81	Lv Grove	3.12	8.55
5.20	10.33	89	Lv Della	3.00	8.37
6.15	10.44	95	Lv Emmett	2.48	8.10
f 6.50	10.54	101	Lv Aikens	2.40	7.40
8.15	11.09	110	Lv Onaga	2.25	7.20
f 8.30	11.17	114	Lv Duluth	2.15	6.30
9.10	11.31	122	Lv Lillis	2.03	6.10
f 9.20	11.38	127	Lv Sullivan	1.55	5.55
9.42	11.47	132	Lv Frankfort	1.49	5.40
10.30	11.57	137	Lv Winifred	1.39	5.00
10.55	12.15	148	Lv Carden	1.30	4.30
H 11.15	12.15	148	Lv Marysville	1.20	E 4.15

St. Joseph—Marysville—Grand Island

Mixed Motor 543	Mixed Motor 544	Mls.	Table No. 53	Mixed Motor 544
8.30	0	Lv St. Joseph	4.45	
8.35	1	Lv Elwood	4.37	
8.45	5	Lv Wathena	4.30	
8.55	9	Lv Blair	4.23	
9.05	14	Lv Troy	4.15	
9.26	25	Lv Severence	3.44	
9.35	29	Lv Leona	3.36	
9.45	34	Lv Robinson	3.25	
10.15	43	Lv Hiawatha	3.13	
10.26	50	Lv Hamlin	2.53	
10.33	54	Lv Morrill	2.47	
10.44	61	Lv Sabeta	2.37	
10.55	69	Lv Oneda	2.13	
11.10	77	Lv Seneca	2.00	
11.22	84	Lv Baileyville	1.45	
11.32	89	Lv Axtel	1.36	
11.38	94	Lv Summit	1.26	
11.45	99	Lv Beattie	1.16	
11.54	105	Lv Home	1.05	
12.10	113	Lv Marysville	12.50	
12.35	118	Lv Horkimer	12.05	
12.50	118	Lv Bremen	11.53	
1.00	123	Lv Hanover	11.48	
1.15	128	Lv Hollenberg	11.35	
1.30	137	Lv Steele City	11.21	
1.40	142	Lv Endicot	11.14	
1.50	147	Lv Fairbury	11.05	
2.05	153	Lv Alexandria	10.55	
2.30	167	Lv Belvidere	10.34	
2.47	177	Lv Carleton	10.20	
3.00	184	Lv Davenport	10.08	
3.20	191	Lv Edgar	9.56	
3.39	201	Lv Fairfield	9.39	
3.54	209	Lv Glenvil	9.28	
4.10	218	Lv Hastings	9.13	
4.35	227	Lv Hansen	9.00	
4.50	235	Lv Doniphan	8.30	
5.00	240	Lv Grand Island	8.22	
5.30	252	Lv Grand Island	8.00	

Manhattan—Marysville

Mixed Fht. 173	Mls.	Table No. 54	Mixed Fht. 174
7.00	0	Lv Manhattan	3.15
7.25	11	Lv Stockdale	2.30
7.45	17	Lv Garrison	2.15
8.10	22	Lv Randolph	1.55
8.30	29	Lv Cleburne	1.35
9.05	38	Lv Irving	1.10
10.00	43	Lv Blue Rapids	12.50
10.30	55	Lv Marysville	12.15

● Nos. 93 and 94 carry a Coach-Tourist Sleeping Car, three round trips each week, between Omaha, Gering and South Torrington; in Nos. 3 and 4 between Omaha and North Platte. See equipment in Table A, pages 6 and 7.

* Daily. † Sunday only. ‡ Daily except Monday.
 † Daily except Sunday.

Union Pacific Branch Lines

Portland and Spokane Short Line

62-20 Daily	20 Daily	Mis.	Table No. (Pacific Time) 74	19 Daily	19-61 Daily
9.30	11.00	0	Lv Portland, Ore. Ar	7.00	
1.45	11.35	63	Ar Hood River. " Lv	5.15	
	12.45	84	" The Dalles. " " Lv	4.35	
	1.45	138	Ar Umatilla. " Lv	3.22	
		183	Ar Umatilla. " Lv	2.20	
11.40		0	Lv Pendleton. " Ar		3.00
12.50		42	Ar Umatilla. " Lv		1.55
12.55	2.05	183	Lv Umatilla. " Ar	2.05	1.50
2.05	2.45	210	Ar Wallula Wash. Lv	1.20	1.10
3.05	3.05	210	Ar Wallula. " Lv	12.55	12.55
		213	" Attalia. " Lv		
		233	" Page. " Lv		
		250	" Scott. " Lv		
		257	" Ruxby. " Lv		
4.23	4.23	264	Ar Ayer. " Ar	11.48	11.48
4.23	4.23	264	Ar Ayer. " Ar	11.48	11.48
c.	c.	286	Ar Hooper Jct. " N	N.	N.
5.37	5.37	307	" Marengo. " " Lv	10.46	10.46
6.32	6.32	351	" Cheney. " " Lv	9.56	9.56
c.	c.	358	" Marshall. " " Lv		
7.00	7.00	368	Ar Spokane Wash. Lv	9.30	9.30

Pendleton — Wallula — Walla Walla

62-65 Daily	Mis.	Table No. (Pacific Time) 75	66-61 Daily
11.40	0	Lv Pendleton. Ore. Ar	3.00
12.55	42	Ar Umatilla. " Ore. Ar	1.50
2.05	49	Ar Wallula. Wash. Lv	1.10
4.00	0	Lv Wallula. Wash. Ar	11.35
f 4.15	8	Ar Reese. " Lv	11.20
4.30	15	" Touchet. " " Lv	11.05
f 4.41	20	" Lowden. " " Lv	10.55
f 4.52	24	" Whitman. " " Lv	10.45
5.15	31	Ar Walla Walla. " Lv	10.30
8.25	"	" Lewiston. Ida. " " Lv	8.00
7.40	"	Ar Yakima. Wash. Lv	8.30

Portland — Lewiston — Pullman — Moscow

20-62 Daily	62 Daily	Mis.	Table No. (Pacific Time) 76	61 Daily	61-19 Daily
9.30		0	Lv Portland. Ore. Ar		7.00
1.45		183	Ar Umatilla. " Lv		2.20
2.05	11.40	0	Lv Pendleton. " Ar		3.00
2.45	12.55	0	Ar Umatilla 75 Ore. Ar		1.50
3.15	2.05	27	Ar Wallula. Wash. Lv		1.10
4.45	3.15	27	Ar Wallula 74, 75 " Lv		12.30
5.15	4.45	81	Ar Ayer 74. " Lv		11.20
f 5.21		81	Ar Ayer. " Ar		11.00
5.42		83	" Rifton. " Lv		10.52
5.52		93	" Tucannon. " Ar		10.31
6.00		98	Ar Riparia 77. " Lv		10.20
8.25		0	Lv Riparia. Wash. Ar		10.10
11.58		72	Ar Lewiston 77 Ida. Lv		8.00
12.30		149	Ar Grangeville 77. " Lv		12.08
5.52		148	Ar Stites 77. " Ida. Lv		11.42
f 6.01		98	Ar Riparia. Wash. Ar		10.20
f 6.15		103	" Canyon. " Lv		10.06
f 6.23		111	" Hay. " " Lv		9.51
6.37		116	" Jerita. " " Lv		9.40
6.52		122	" La Crosse. " " Lv		9.27
f 7.00		133	" Winona. " " Lv		9.10
f 7.10		138	" Endicott. " " Lv		8.59
f 7.16		145	" Thera. " " Lv		8.43
7.37		149	" Diamond. " " Lv		8.39
7.42		158	Ar Colfax. " Ar		8.20
f 7.54		158	Ar Colfax. " Ar		8.15
f 8.01		162	" Risbeck. " Lv		8.06
f 8.05		166	" Parvin. " " Lv		8.00
8.13		168	" Shawnee. " " Lv		7.55
f 8.19		171	" Albion. " " Lv		7.48
8.33		174	" Armstrong. " " Lv		7.41
8.50		177	" Pullman. Wash. Lv		7.35
		186	Ar Moscow. Ida. Lv		7.15

Portland — Lewiston — Stites — Grangeville

20-62-74 Daily	Mis.	Table No. (Pacific Time) 77	343-323-73-61-19 Daily
9.30	0	Lv Portland. Ore. Ar	7.00
2.05	27	Ar Umatilla. " Wash. Lv	2.05
2.45	27	Ar Wallula. Wash. Ar	1.20
3.15	27	Ar Wallula. Wash. Ar	12.30
4.45	81	Ar Ayer. " Lv	11.20
5.15	81	Ar Ayer. " Ar	11.00
5.52	98	Ar Riparia. " Lv	10.20
No. 74	0	Camas Prairie R. R. Riparia 76. Wash. Ar	No. 73
f 6.39	15	" Central Ferry. " Lv	f 9.33
f 6.55	24	" Penawawa. " " Lv	f 9.19
f 7.03	29	" Swift. " " Lv	f 9.11
f 7.15	36	" Alмота. " " Lv	f 8.58
7.31	43	" Wawawai. " " Lv	f 8.46
f 7.33	44	" Crum. " " Lv	f 8.44
f 7.40	48	" Truax. " " Lv	f 8.38
f 7.44	50	" Bishop. " " Lv	f 8.36
f 7.53	55	" Indian. " " Lv	f 8.27
f 8.05	62	" Moses. " " Lv	f 8.17
f 8.11	66	" Wilma. Wash. Lv	f 8.11
8.25	72	Ar Lewiston. Ida. Lv	8.00
No. 324	0	Camas Prairie R. R. Lewiston 76. Ida. Ar	No. 323
8.40	0	" North Lapwai. " Lv	2.50
f 9.00	9	" Spalding. " " Lv	f 2.27
9.03	10	" Arrow. " " Lv	2.24
9.12	14	" Lenore. " " Lv	2.16
9.39	27	" Peck. " " Lv	1.47
9.54	34	" Orofino. " " Lv	1.31
10.16	43	" Greer. " " Lv	1.11
10.36	51	" Pardee. " " Lv	12.49
f 10.57	58	" Kamiah. " " Lv	f 12.30
11.12	65	" Kooiskia. " " Lv	12.12
11.30	73	" Stites. " " Lv	11.55
11.38	76	" Stites. " " Lv	11.42
No. 344	72	Camas Prairie R. R. Lewiston 76. " Ar	No. 343
f 9.18	81	" North Lapwai. " Lv	f 3.00
9.20	82	" Spalding. " " Lv	f 2.37
9.26	86	" Lapwai. " " Lv	2.34
9.30	88	" Sweetwater. " " Lv	2.30
f 9.39	92	" Jacques. " " Lv	f 2.25
9.44	94	" Culdesac. " " Lv	f 2.18
10.34	108	" Ruebens. " " Lv	2.14
f 10.40	112	" Craig Jct. " " Lv	f 1.20
10.51	117	" Craigmont. " " Lv	1.13
11.06	125	" Ferdinand. " " Lv	12.57
11.21	133	" Cottonwood. " " Lv	12.40
11.39	142	" Penn. " " Lv	12.21
11.58	149	Ar Grangeville 76. Ida. Lv	12.08

Spokane — Tekoa — Wallace

67 Daily	Mis.	Table No. (Pacific Time) 79	68 Daily
8.15	0	Lv Spokane 74. Wash. Ar	6.50
8.30	7	" Dishman. " Lv	6.33
f 8.34	10	" Chester. " " Lv	f 6.28
8.45	16	" Mica. " " Lv	f 6.16
f 8.50	19	" Freeman. " " Lv	f 6.10
8.56	22	" Manito. " " Lv	f 6.04
9.03	27	" Rockford. " " Lv	5.53
9.16	34	" Fairfield. " " Lv	5.40
9.31	42	" Latah. " " Lv	5.24
9.52	49	Ar Tekoa. " Lv	5.11
10.02	49	Ar Tekoa. " Ar	5.05
f 10.14	56	" Lovell. Ida. Lv	f 4.50
f 9.51	65	" Plummer. " " Lv	f 4.32
f 9.40	70	" Chatcolet. " " Lv	f 4.14
f 9.27	75	" O'Gara. " " Lv	f 3.34
9.10	80	" Harrison. " " Lv	3.54
8.59	83	" Springston. " " Lv	3.45
8.43	88	" Black Lake. " " Lv	f 3.33
f 8.39	95	" Lane. " " Lv	3.24
8.20	99	" Rose Lake. " " Lv	3.16
8.15	101	" Dudley. " " Lv	f 3.53
f 8.06	107	" Cataldo. " " Lv	f 2.59
f 8.00	112	" Enaville. " " Lv	2.51
f 7.55	113	" Pine Creek. " " Lv	f 2.49
7.48	119	" Kellog-Wardner. " " Lv	2.40
f 7.41	122	" Shont. " " Lv	f
7.35	125	" Osburn. " " Lv	f 2.22
1.00	130	Ar Wallace. Ida. Lv	2.15

Portland — Wallula — Yakima

Motor Bus	20-66-64 Daily	Mis.	Table No. (Pacific Time) 78	63-65-19 Daily	Motor Bus	Motor Bus
	9.30	0	Lv Portland. Ore. Ar	7.00		
	1.45	183	Ar Umatilla. " Lv	2.20		
	2.05	0	Ar Umatilla. " Ar	2.05		
	2.45	27	Ar Wallula. Wash. Lv	1.20		
5.00		0	Lv Pendleton. Ore. Ar	8.00	2.10	9.00
8.25		47	Ar Walla Walla. Wa. Lv	6.30	12.40	7.30
8.45	10.30	0	Lv Walla Walla. " Ar	5.15	10.00	5.40
9.30	11.35	31	Ar Wallula 74 Wash. Lv	4.00	9.14	4.30
9.30	3.45	0	Lv Wallula. Wash. Ar	12.10	9.14	4.44
	3.55	3	" Attalia 74. " Lv	12.01		
	f 4.05	9	" Villard. " " Lv	f 11.45		
10.05	4.25	16	" Kennewick. " " Lv	11.30	8.40	4.05
	5.08	39	" Benton City. " " Lv	10.42		
K1125	f 5.32	53	" North Prosser. " " Lv	f 10.19	K7.15	K3.00
11.39	5.48	60	" Grandview. " " Lv	10.07	7.00	2.45
	5.55	66	Ar Midvale. " Lv	9.55		
11.51	6.05	69	Ar Sunnyside Wash. Lv	9.45	6.45	2.30
11.55	6.10	69	Ar Sunnyside Wash. Ar	9.40	6.45	2.30
	6.20	66	Ar Midvale. Wash. Ar	9.30		
	f 6.28	70	" Emerald. " Lv	f 9.23		
	f 6.41	76	" Granger. " " Lv	f 9.14		
12.22	6.53	81	" Zillah. " " Lv	9.06	6.18	1.53
B.	7.00	84	" Buena. " " Lv	8.59	B.	
B.	f 7.07	87	" Sawyer. " " Lv	f 8.54	B.	
T. f.	f 7.13	89	" Donald. " " Lv	f 8.49	5.50	1.21
1.20	f 7.23	93	" Parker. " " Lv	T5.43	T1.14	
	7.40	101	Ar Yakima. Wash. Lv	8.30	6.30	1.00

Pendleton — Walla Walla — Dayton

365 Freight	Mis.	Table No. (Pacific Time) 80	365 Freight
5.00	0	Lv Pendleton 20. Ore. Ar	9.00
6.25	47	Ar Walla Walla. Wash. Lv	7.30
7.30	0	Lv Walla Walla. Wash. Ar	11.55
8.28	21	" Prescott. " Lv	11.68
8.40	25	Ar Bolles. Wash. Lv	11.45
8.40	25	Ar Bolles. Wash. Ar	11.45
8.49	29	" Waltsburg. " Lv	11.31
8.55	31	" Huntsville. " " Lv	11.26
9.04	35	" Long. " " Lv	11.16
9.15	38	Ar Dayton. " Lv	11.01
	50	Ar Turner. Wash. Lv	

Footnotes for Page 37

- * Daily. † Daily except Sunday.
 (f) Stops only on signal.
 ■ Local freight; caboose for passengers.
 B Buses run via these stations only when there are passengers to or from Walla Walla or beyond.
 C Stops to let off paying passengers from points west of Ayer.
 K Bus station is at Prosser.
 T Bus station is at East Parker.
 N Stops to take on paying passengers for Umatilla and beyond
 ■ Motor Bus operating over public highway. See General Information, page 2, for optional rail-motor bus ticketing arrangement.

Time from 12:01 midnight to 12:00 noon shown in light face type.
 Time from 12:01 noon to 12:00 midnight shown in heavy face type.
 Figures opposite junction points refer to tables showing diverging trains.

FOR FAST, NATION-WIDE TRANSPORTATION

Ship it Via
RAILWAY EXPRESS!

Specify this convenient way for complete, dependable, all-in-one-charge shipping.

NATION-WIDE SERVICE

RAILWAY EXPRESS AGENCY

Connecting Bus Service

Portland — Pendleton — Spokane

Motor Bus Daily	Motor Bus Daily	Motor Bus Daily	Motor Bus Daily	Mls.	Table No. 84 (Pacific Time)	Motor Bus Daily	Motor Bus Daily	Motor Bus Daily	Motor Bus Daily
12.15				0	Lv Portland ... Ore. Ar	11.20			5.10
6.45				225	Ar Pendleton ... " Lv	4.30			10.45
8.30				0	Lv Pendleton ... " Ar	2.10			9.00
8.55				13	Lv Adams... " Ar	1.50			8.40
9.04				18	Lv Athena... " " "	1.40			8.30
9.11				22	Lv Weston... " " "	1.35			8.25
9.29				37	Lv Milton... " " "	1.15			8.05
9.39				39	Lv Freewater... " " "	1.05			7.55
10.02				47	Ar Walla Walla Wash. " "	12.40			7.30
10.31				57	Lv Dixie... " " "	12.11			6.55
11.29				92	Lv Dayton ... " " "	11.05			5.50
12.03				101	Ar Dodge Jet ... " Lv	10.30			5.15
	12.13	8.25		101	Lv Dodge Jet ... " Ar		10.20	5.05	
	12.35	8.47		114	Lv Pomeroy... " Lv		9.59	4.44	
	1.22	9.34		144	Ar Clarkston Wash. " "		9.10	3.55	
	1.32	9.45		146	Ar Lewiston ... Ida. Lv		9.05	3.50	
12.13				110	Lv Dodge Jet Wash. Ar	10.20			5.05
1.00				129	Lv Dusty ... " Lv	9.40			4.25
1.29				146	Ar Colfax ... " Lv	9.10			3.55
1.34				146	Lv Colfax ... Wash. Ar	9.00			3.45
2.21				174	Ar Rosalia... " Lv	8.15			3.00
2.43				189	Ar Spangle... " " "	7.55			2.40
3.15				207	Ar Spokane Wash. Lv	7.30			2.15

The Dalles — Bend

Motor Bus Daily	Motor Bus Daily	Mls.	Table No. 86 (Pacific Daylight Time)	Motor Bus Daily	Motor Bus Daily
5.20	8.35	0	Lv The Dalles ... Ore. Ar	3.55	7.00
	10.05		Lv Maupin... " " "	2.40	
		108	Lv Gateway... " " "		
		113	Lv Paxton... " " "		
8.25		119	Lv Madras... " " "	1.15	3.50
		124	Lv Metolius... " " "		
		128	Lv Culver... " " "		
8.52		143	Lv Terrebonne... " " "	12.38	
9.05		148	Lv Redmond... " " "	12.30	2.25
9.30		165	Ar Bend ... " Lv	12.01	1.55

Biggs — Shaniko

Motor Bus Daily	Mls.	Table No. 87 (Pacific Time)	Motor Bus Daily
5.20	0	Lv The Dalles ... Ore. Ar	7.00
5.55	5	Lv Biggs Junction " Ar	6.15
	9	Lv Thornberry... " Lv	
6.10	14	Lv Wasco... " " "	6.00
	16	Lv Klondike... " " "	
	20	Lv Sandon... " " "	
	23	Lv Nish... " " "	
6.30	27	Lv De Moss... " " "	5.40
	31	Lv Moro... " " "	
6.45	38	Lv Erskine... " " "	5.20
	52	Lv Grass Valley... " " "	
	69	Ar Kent ... " " "	
7.05	69	Ar Shaniko ... " Lv	5.00

Spokane — Moscow — Lewiston

Motor Bus Daily	Motor Bus Daily	Motor Bus Daily	Motor Bus Daily	Mls.	Table No. 85 (Pacific Time)	Motor Bus Daily	Motor Bus Daily	Motor Bus Daily	Motor Bus Daily
8.00	5.00	12.15	7.15	0	Lv Spokane ... Wash. Ar	11.55	3.00	6.35	9.15
8.25	5.27	12.43	7.43	18	Lv Spangle... " Lv	11.27	2.33	6.05	8.48
8.35	5.37	12.54	7.54	26	Ar Plaza... " " "	11.16	2.22	5.54	8.37
8.45	5.47	1.05	8.05	33	Ar Rosalia... " " "	11.06	2.12	5.44	8.27
8.45		1.05		33	Lv Rosalia... " Ar		2.12		8.27
9.30		1.50		61	Ar Colfax ... " Lv		1.25		7.40
9.40		2.00		61	Lv Colfax ... " Ar		1.17		7.32
10.15		2.35		78	Ar Pullman ... " " "		12.30		7.02
	5.47		8.05	33	Lv Rosalia... " Ar	11.06		5.44	
	6.06		8.25	45	Lv Oakesdale... " Lv	10.47		5.27	
	6.27		8.47	57	Lv Garfield... " Lv	10.25		5.00	
	6.48		9.04	66	Ar Palouse... " " "	10.08		4.43	
	7.15		9.32	81	Ar Pullman ... " Lv	9.40		4.15	
10.15				81	Lv Pullman Wash. Ar		12.30	4.15	7.35
10.32				91	Ar Moscow ... Ida. Lv		12.15	3.58	7.20
	7.15	2.35		81	Lv Pullman Wash. Ar	9.37	12.47		7.02
	7.32	2.55		95	Ar Colton... " Lv	9.10	12.20		6.37
	7.37	3.00		98	Ar Uniontown... " " "	9.05	12.05		6.33
11.45	8.15	3.40	11.07	113	Ar Lewiston ... Ida. Lv	8.30	11.40	2.45	6.00

Spokane — Grand Coulee Dam

Via Okanogan Valley Bus Lines

	9.00	5.15	Lv Spokane ... Ar	7.30	1.00	
	11.30	7.45	Ar Grand Coulee Dam ... Lv	5.00	10.30	

Fremont — Lincoln

Motor Bus Daily	Motor Bus Daily	Motor Bus Daily	Motor Bus Daily	Motor Bus Daily	Motor Bus Daily	Motor Bus Daily	Motor Bus Daily	Motor Bus Daily	Motor Bus Daily
7.45	7.30	6.30	10.30	Lv Fremont ... Neb. Ar	9.15	5.45	7.25	12.40	
8.25	8.00	7.15	11.15	Lv Wahonee ... " Lv	8.30	5.00	6.40	12.00	
8.55	8.20	7.35	11.40	Lv Ceresco ... " " "	8.10	4.40	6.20	11.42	
9.25	8.55	8.15	12.15	Ar Lincoln ... " Lv	7.30	4.00	5.45	11.10	

Columbus — Lincoln

Motor Bus Daily	Motor Bus Daily	Motor Bus Daily	Motor Bus Daily	Motor Bus Daily	Motor Bus Daily
	9.20	7.15	Lv Columbus ... Neb. Ar	8.05	3.05
	9.50	7.45	Lv Schuyler... " Lv	7.35	2.40
	10.20	8.15	Lv David City... " " "	7.05	2.05
	11.05	9.00	Lv Seward... " " "	6.20	1.20
	11.50	9.45	Ar Lincoln ... " Lv	5.35	12.35

Grand Island — Hastings

Via Yellow Diamond Lines

9.30	6.40	4.40	1.00	8.00	Lv Grand Island ... Ar	7.50	11.55	3.55	6.20	8.25
9.45	7.00	5.00	1.20	8.25	Lv Doniphan... " Lv	7.30	11.25	3.25	5.55	7.55
10.05	7.10	5.10	1.30	8.35	Lv Hanson Corner... " " "	7.15	11.15	3.15	5.45	7.40
10.20	7.25	5.30	1.45	8.50	Ar Hastings ... Lv	7.00	11.00	3.00	5.30	7.30

Las Vegas — Tonopah

Via Las Vegas-Tonopah-Reno Stage Line

	7.00	9.00	Lv Las Vegas ... Nev. Ar	8.10	6.30	
	12.08	1.41	Ar Tonopah ... Nev. Lv	2.47	1.47	

Footnotes for Page 38

(M) Via Capitol Stages. (*) Via Interstate Transit Lines. (O) Via Elkhorn Valley Stages.
 (*) Via Pacific Trailways (Mt. Hood Stages). (M. T.) Mountain Time. (P. T.) Pacific Time.

Motor Bus operating over public highway. See General Information, page 2, for optional rail-motor bus ticketing arrangement.

UNION PACIFIC TRAINS USE THESE STATIONS

Boise, Idaho: Union Pacific Station.
 Butte, Montana: Union Station, 820 East Front Street.

Cheyenne, Wyoming: Union Pacific Station, 15th Street at Capitol Avenue.

Chicago, Illinois: C. & N. W. Terminal, Canal and Madison Streets.

Denver, Colorado: Union Station, Foot of Seventeenth Street.

Kansas City, Mo: Union Station, Main Street and Union Station Plaza.

Los Angeles, Calif: Los Angeles Union Passenger Terminal, Alameda and Aliso Streets.

Oakland, Calif: Southern Pacific 16th Street Station, Foot of 16th Street.
 Oakland Pier, Calif: Southern Pacific Terminal.

Ogden, Utah: Union Station, 25th and Wall Streets.

Olympia, Wash: Union Pacific Station, Corner 4th Avenue and Adams Street.

Omaha, Nebraska: Union Station, 10th and Marcy Streets.

Pendleton, Oregon: Union Pacific Station, Corner Main and Frazer Sts.

Pocatello, Idaho: Union Pacific Station, Foot of West Bonneville Street.

Portland, Oregon: Union Station, Sixth and Johnson Streets.

Riverside, Calif: Union Pacific Station, 7th and Vine Streets.

San Bernardino, Calif: Union Station, West Third Street.

San Francisco, Calif: Ferry Depot, Foot of Market Street.

Salina, Kansas: Union Station, 400 North 13th Street.

Salt Lake City, Utah: Union Pacific Station, South Temple and Third West Streets.

Seattle, Wash: Union Station, 4th Avenue, South, and Jackson Street.

Spokane, Wash: Union Station, Corner Trent Avenue between Stevens and Washington Streets.

St. Louis, Mo: Union Station, 18th and Market Streets.

Tacoma, Wash: Union Station, 1713 Pacific Avenue.

Topeka, Kansas: Union Pacific Station, Railroad and North Jackson Streets.

Yakima, Wash: Union Pacific Station, West Yakima and South Second Ave.

Connections at Omaha

										C. & N. W.									
16	24	28	2	102	104	106	112	14		13	27	111	105	103	101	23	1	15	
8.15	8.30	3.40	4.30	3.00	2.50	3.15	1.45	11.00	Lv Omaha	Ar 9.30	5.30	12.30	2.25	3.00	2.45	9.00	9.00	4.50	
8.35	8.45	3.55	4.40			3.25	1.55	11.13	" Council Bluffs	Ar 9.10	5.10	12.17	2.15			8.30		4.20	
10.38	10.40					4.46		12.35	" Carroll	Ar 6.45			12.30			6.29		1.33	
11.55	11.50	6.30	7.15	5.17	5.07	5.40	4.02	1.32	" Boone	Ar 5.40	2.05	10.10	11.46	12.35	12.20	5.20	6.25	11.55	
12.20	12.15			R	R	5.58	4.17	1.46	Lv Ames	Ar 5.00		9.51	11.20	R	R	4.47	R	11.05	
	3.00						6.50		Ar Des Moines	Lv		7.30				1.40			
1.10	12.58					6.35	4.49	2.29	Lv Marshalltown	" 4.10		9.18				4.00		9.45	
1.30	2.35	8.38	9.25	7.05	6.55	7.45	5.55	3.45	Lv Cedar Rapids	" 2.35	11.46	8.15	9.40	10.40	10.25	2.38	3.57	7.30	
5.35	4.35	10.05	11.05	8.20	8.10	9.00	7.10	5.05	Ar Clinton	" 12.45	10.25	7.04	8.25	9.29	9.14	1.05	2.32	3.55	
19.30	8.15	1.00	2.00	10.45	10.45	11.30	9.35	8.00	Ar Chicago	Lv 9.15	8.00	5.00	6.15	7.15	7.00	10.10	12.01	*11.01	

										C. & N. W.										
10-210	202-1-202	204-9-204						203-10-203	201-2-201	209-9	102	108	The Milw. Road	103	107					
**6.20	*10.25	*9.00	Lv Omaha	Ar	7.45			8.35	*7.45	**1.45	12.40	8.10	Lv Omaha	Ar	9.20	7.50				
10.35	1.20	12.35	" Sioux City	Lv	6.05			6.05	5.00	9.30	↓	7.30	Ar Sioux City	Lv	8.30	11.25				
1.25	3.35	3.05	" Worthington	Lv	3.10			3.10	2.20	5.20	1.50	10.45	" Mitchell	Lv	8.00	8.00				
	7.30	†5.25	" Sioux Falls	"	11.50			10.50			3.16	12.12	" Madrid	"	6.33	3.21				
3.10	4.55	4.35	" St. James	"	1.25			12.55	3.00		4.10	4.45	" Des Moines	"	5.25	10.50				
4.40	5.45	5.30	" Mankato	"	12.30			12.05	1.50		5.08	3.01	" Marion	"	4.45	12.25				
9.10	9.10	8.10	" Rochester	"	8.15			10.00	10.00		6.32	5.25	" Savanna	"	3.18	10.20				
7.00	7.45	7.40	" St. Paul	"	10.10			9.55	11.00		10.45	10.15	" Milwaukee	"	10.10	5.00				
*7.35	8.20	*8.15	Ar Minneapolis	Lv	9.30			9.15	*10.15		9.10	9.10	Ar Chicago	Lv	12.50	6.25				

										C. & N. W.									
204-9-23										8	14	10							
*9.00	Lv Omaha	Ar	*7.45							11.59	6.15	11.30	Lv Omaha	Ar	7.25	10.51	1.30		
*12.01	Ar Sioux City	Lv	*5.00							2.41	10.55	2.10	Ar Des Moines	Ar	3.50	7.55	9.00		
†7.10	" Salem	"	11.05							5.34	2.53	5.06	" Davenport	"	11.57	4.59	3.57		
†9.40	" Huron	"	8.40							5.41	3.10	5.15	" Rock Island	"	11.45	4.53	3.40		
	" Redfield	"	5.50							8.50	7.50	8.30	Ar Chicago	Lv	8.05	1.55	11.30		
	Ar Aberdeen	Lv	3.45																
	Ar Oakes	Lv	†12.45																

										C. B. & Q.									
14	18	30	10	12	6					20	26	22-14							
6.30	5.00	10.30	1.15	12.15	9.25	Lv Omaha	Ar	3.40	11.45	9.00	4.15	11.45	Lv Omaha	Ar	7.00	2.45	8.20		
8.08			1.18	10.37	Ar Red Oak	Lv	1.25	7.48	5.55	11.45	7.35	4.30	Ar St. Joseph	Lv	2.00	10.50	5.29		
12.38	8.53	2.47	4.51	3.53	2.00	" Ottumwa	"	8.45	7.48	1.20	9.25	6.55	" Kansas City	"	11.58	9.00	4.00		
2.10	10.07	4.10	6.03	5.10	4.00	" Burlington	"	6.25	6.35										
3.35	10.53	5.00	6.46	5.55	5.30	" Galesburg	"	4.45	5.50										
7.00	1.30	8.00	9.05	8.45	9.30	Ar Chicago	Lv	12.15	3.30										

										C. G. W.									
34-21										28-35									
8.15	Lv Omaha	Ar	7.30							7.30									
12.25	Ar Ft. Dodge	Lv	2.45							2.45									
6.55	" St. Paul	"	8.45							8.45									
7.35	Ar Minneapolis	Lv	8.10							8.10									

Connections at Kansas City

										C. G. W.										
12-23										16	4	24	10	12	20	A. T. & S. F.	11	9	3	
1.45	Lv Kansas City	Ar	7.30							1.10	11.00	7.00	10.00	2.15	2.55	Lv Kansas City	Ar	4.55	9.00	9.50
9.15	Ar Des Moines	Lv	12.05							4.50	3.40	11.10	2.40	5.55	6.55	" Ft. Madison	Lv	1.10	4.35	5.30
7.00	" Dodge Center	Lv	4.45							5.40	4.40	12.05	3.40	6.40		" Galesburg	"	12.20	3.30	
9.40	Ar St. Paul	Lv	2.35							6.25	5.35	1.00	4.35	7.20	Ar	" Chillicothe	"	11.35	2.35	
10.15	Ar Minneapolis	Lv	2.00							9.00	8.30	3.45	7.45	9.45	1130	Ar Chicago	Lv	9.30	12.01	1.30

										K. C. S.									
9	1	15								16	2	10							
10.10	4.00	9.35	Lv Kansas City	Ar	7.45					7.45	10.00	7.45							
10.50	3.00	12.10	Ar Shreveport	Lv	5.00					5.00	11.00	7.00							
7.15	10.00	9.45	" New Orleans	"	7.45					7.45	4.00	10.30							
	8.35	7.25	" Lake Charles	"	11.00					11.00	4.45								
	8.25	7.20	" Beaumont	"	11.15					11.15	5.00								
	9.00	8.00	Ar Port Arthur	Lv	10.30					10.30	4.20								

										Frisco Lines									
105	111-3	117								118	10-112	106							
11.30	11.35	8.30	Lv Kansas City	Ar	7.30					7.30	7.00	7.30							
9.45			Ar Memphis	Lv	7.15							11.59							
4.30			" Birmingham	"															
	7.35	2.15	" Tulsa	"	1.45					1.45	11.15								
	1.30		Ar Oklahoma City	Lv	7.00					7.00									

										C. B. & Q.									
4	56									55	3								
11.00	8.00	Lv Kansas City	Ar	7.30						7.30	7.30								
10.05	2.45	Lv Quincy	Lv	1.00						1.00	10.15								
8.00	8.25	Ar Chicago	Lv	6.30						6.30	10.00								

										Mo. Pac.									
14	20	10	6	12						9	5	11	15	19					
4.00	1.20	11.30	12.20	7.01	Lv Kansas City	Ar	7.30	2.10	9.07	7.45	12.15								
5.55	3.35	1.50	2.10	8.38	Ar Sedalia	"	4.30	12.15	18.5	28	9.45								
7.10	4.50	3.30	3.15	9.41	" Jefferson City	Ar	2.28	10.58	6.02	4.05	8.05								
10.05	7.47	7.28	5.40	12.01	Ar St. Louis	Lv	11.50	8.50	4.00	1.50	5.00								

										Alton									
20-6										7-21									
6.30	Lv Kansas City	Ar	8.00							8.00									
9.30	Ar Chicago	Lv	11.25							11.25									

										Alton									
20-35										12-34									
6.30	Lv Kansas City	Ar	8.00							8.00									
7.05	Ar St. Louis	Lv	7.45							7.45									

										The Milwaukee Road									
8	26									25	3								
9.00	*7.45	Lv Kansas City	Ar	7.25						*7.25	6.40								
10.05	8.25	" Excelsior Springs	Ar	6.15						6.15	5.25								
3.50	12.34	" Ottumwa (Sherman St.)	Ar	2.29						2.29	11.21								
7.10	3.20	Ar Davenport	Lv	12.05						12.05	7.35								
	9.10	Ar Chicago	Lv	6.25						6.25									
	6.40	" Freeport	Ar	8.37						8.37									
	7.38	Ar Beloit	Ar	7.12						7.12									
*10.15	Ar Milwaukee	Lv	*5.00							*5.00									

										C. R. I. & P.									
40	44	4								3	19-43	39							
7.00	10.20	1.10	Lv Kansas City	Ar	8.25				</										

Connections at Denver

19	15	17	1	D & R G W			2	18	16	20	27-7	101-10	141-14	21-1	C & S - A T & S F			2-22	13-130	16-28-1-102	8-28
8.05	7.30	8.40	8.50	Lv Denver	Ar Colo.	Ar	3.30	7.00	7.15	7.20	7.00	2.10	11.40	12.30	Lv Denver	Ar	7.30	7.50	1.00	9.40	
Via	9.30	Via	10.45	Ar Colorado Springs	"	"	1.32	Via	5.05	Via	9.00	4.00	1.25	2.10	Ar Colorado Springs	Lv	5.45	6.00	11.00	7.45	
Moffat		Moffat	12.10	Lv Pueblo	"	"	12.25	Moffat	3.50	Moffat	9.55	5.00	2.20	2.57	Ar Pueblo	Lv	4.45	4.55	9.45	6.35	
Tunnel		Tunnel	1.18	Ar Canon City	"	"	10.58	Tunnel		Tunnel					Ar Oklahoma City	Lv				8.20	
Route		Route	3.15	Ar Salida	"	"	9.00	Route		Route	6.50	12.55		6.20	Ar Ft. Worth	Lv	3.05		2.00	10.20	
			5.45	Ar Leadville	"	"	6.45				8.00	2.05		7.30	Ar Dallas	Lv	2.00		12.45	8.15	
3.10		1.55	8.27	Ar Glenwood Sprgs.	"	"	4.10	1.35		12.10											
6.40		3.40	10.50	Ar Grand Junction	"	"	2.00	11.53		8.50											
			2.43	Ar Thompson	Utah	"	10.39														
			f 3.11	Ar Green River	"	"	10.06														
			4.37	Ar Price	"	"	8.54														
			7.15	Ar Colton	"	"	6.27	R 6.32													
		R 9.10	8.15	Ar Provo	"	"	5.30	5.40													
		10.05	9.50	Ar Salt Lake City	"	"	3.50														
				Ar Ogden	"	"															

Connections at Spokane and Butte

The Milwaukee Road					Great Northern					
16	18	17	15	101-10	141-14	21-1	2-22	13-130	16-28-1-102	8-28
10.15	8.00	Lv Spokane	Ar	9.15	1.45					
5.49	4.01	Ar Missoula	Lv	2.50	8.18					
8.35	7.10	Ar Butte	Lv	11.55	5.51					

N. P.					S. I. C. P. E.				
4-288	2	287-3	1	Bus-4	2	3-Bus			
9.45	8.50	Lv Spokane	Ar	6.20	8.25				
7.00	3.35	Ar Missoula	Lv	11.35	3.15				
11.10	6.20	Ar Butte	Lv	7.45	12.25				

The Milwaukee Road					B. A. & P.				
16	18	15	17	3	1	2	4		
8.38	7.23	Lv Butte	Ar	5.48	11.44				
10.28	9.15	Ar Three Forks	Lv	3.59	9.18				
1.25	9.50	Ar Lombard	"		8.40				
	12.36	Ar Harlowton	"	1.05	6.00				
	3.00	Ar Melstone	"		3.10				
	4.23	Ar Forsyth	"		1.25				
	5.18	Ar Miles City	"	9.45	12.31				
	f 6.14	Ar Terry	"		f 11.07				
7.15	8.08	Ar Marmarth	N. D. Lv	7.23	8.50				

Connections at Los Angeles

78	76	74	72	70	A. T. & S. F.			71	73	75	77	79
7.30	3.30	11.45	8.00	12.30	Lv Los Angeles	Cal.	Ar	10.45	2.30	6.00	6.15	10.00
				1.07	Ar Fullerton	"	Lv			5.08		
				1.19	Ar Anaheim	"	Lv			4.56		
				1.30	Ar Orange	"	Lv			4.50		
8.12	4.12	12.32	8.46	1.43	Ar Santa Ana	"	Lv	9.45	1.32	4.40	5.18	8.57
9.10	5.06	1.28	9.43	3.22	Ar Oceanside	"	Lv	8.50	12.38	3.05	4.19	8.10
f 9.28	f 5.25	f 1.47	f 10.02	f 4.05	Ar Del Mar	"	Lv	f 8.30	f 12.12	f 2.28	f 4.00	f 7.48
10.15	6.15	2.30	10.45	5.15	Ar San Diego	"	Lv	8.00	11.45	1.45	3.30	7.15

Connections at Portland

See Page 19 for service north and south of Portland.

S. P. & S.				
21	22			
8.10	Lv Portland	Ar	6.50	
11.55	Lv Astoria	Lv	3.30	
12.45	Ar Seaside	Lv	2.30	

Connections at Seattle

Great Northern					
356	358	360	359	355	357
† 8.00	5.10	8.15	Lv Seattle	Ar	11.55
9.10	6.10	9.17	Ar Everett	Lv	10.50
11.40	7.55	10.58	Ar Bellingham	Lv	9.12
1.30	9.18	12.22	Ar New Westminster	B. C. Lv	7.52
† 2.00	9.40	12.45	Ar Vancouver	Lv	7.30

Connections at Salt Lake City

Western Pacific				
17	1	2	18	
10.25	8.30	Lv Salt Lake City (M. T.)	Ar	7.45
12.28	3.30	Ar Sacramento (P. T.)	Lv	10.40
1.34	4.45	Ar Stockton	"	9.15
4.50	8.20	Ar San Francisco (P. T.)	Lv	6.00

Daily	C. P. S. S.			Daily	P. S. N. Co. ☉				
8.00	Lv Seattle	Ar	Wash.	8.30	11.45	Lv Seattle	Ar	Wash.	9.00
11.50	Ar Victoria	B. C.	Lv	4.30	8.00	Ar Victoria	B. C.	Lv	4.00
1.10	Lv Victoria	"	Lv	2.45					
5.25	Ar Vancouver	"	Lv	10.30					

Footnotes for Pages 39 and 40

- ☉—22 trips daily offering frequent trips between Seattle and Bremerton (Puget Sound Navy Yard).
- All trains daily except when otherwise indicated.
- ☉ Mondays, Wednesdays and Fridays only.
- ☉ Tuesdays, Thursdays, and Saturdays only.
- f Stops on signal.
- * Daily
- † Daily except Sunday.
- ‡ Sunday only.
- R Conditional stop; consult agent.
- ☐ Connecting service between Rio Grande Trailways.
- ▲ Arrives and departs from C. St. P. M. & O. Webster St. Station, Omaha.
- Bus to and from Rochester.
- Time from 12.01 midnight to 12.00 noon shown in light face type.
- Time from 12.01 noon to 12.00 midnight shown in heavy face type.

Do You Know About Our Prepaid Ticket Order Plan?

- We have a plan whereby you may purchase, at your railroad station, an order for railroad service, to be used by a member of your family, or any other person you may designate, at some distant station.
- This service offers a particularly safe and convenient way of providing tickets and other railroad service to students returning home at holiday and vacation time.
- These prepaid orders may include railroad tickets, sleeping and parlor car tickets, and cash for meals and other incidentals. Your railroad agent will handle them for you — by telegraph if necessary — and they will be delivered without service charge to any person you may specify, in the United States or Canada.

UNION PACIFIC RAILROAD

ROUND TRIP RAIL FARES

Quoted by the Union Pacific Railroad April 19, 1950

Charges shown do not include federal tax.

For information only and subject to change without notice.

TO FROM	Los Angeles, San Diego, San Francisco, California		Portland, Oregon; Tacoma, Seattle, Washington		Spokane, Walla Walla, Washington; Lewiston, Idaho		Ogden, Salt Lake City, Utah		Cedar City, Utah		W. Yellowstone, Mont; Victor, Ida.		Sun Valley, Ketchum, Idaho		Denver, Colorado	
	6 Months Limit		6 Months Limit		6 Months Limit		6 Months Limit		6 Months Limit		6 Months Limit		6 Months Limit		6 Months Limit	
	Std'd	Coach	Std'd	Coach	Std'd	Coach	Std'd	Coach	Std'd	Coach	Std'd	Coach	Std'd	Coach	Std'd	Coach
Aberdeen, S. D.	\$106.30	\$77.35	\$92.70	\$67.38	\$81.00	\$60.85	\$81.85	\$63.20	\$93.95	\$72.50	\$77.80	\$60.05	\$91.70	\$68.30	\$51.70	\$39.95
Akron, Ohio	144.85	101.15	144.85	101.15	126.90	92.55	117.70	87.10					126.90	92.55	91.00	66.50
Albany, N. Y.	180.85	123.45	180.85	123.45	162.90	114.85	153.70	109.40					162.90	114.85	127.00	89.00
Ann Arbor, Mich.	136.61	97.90	136.61	97.90	118.66	89.30	109.46	83.85					118.66	89.30	61.80	61.80
Atlanta, Ga.	136.75	96.90	147.65	105.40	135.50	96.70	149.20	106.90	134.70	96.85	124.70	94.60	135.25	96.70	90.35	69.00
Baltimore, Md.	173.05	120.65	173.05	120.65	158.40	112.05	143.70	102.60					158.40	112.05	122.50	86.00
Birmingham, N. Y.	117.05	85.65	170.25	116.65	152.90	108.05	143.70	102.60					152.90	108.05	119.70	84.25
Birmingham, Ala.	126.25	89.35	137.15	89.15	125.00	90.45	108.05	83.45	124.20	89.45	114.25	88.30	124.85	90.45	79.85	61.70
Boston, Mass.	199.01	137.13	199.01	137.13	181.06	128.53	171.86	123.08					181.06	128.53		
Buffalo, N. Y. Standard	158.35	108.40	158.35	108.40	140.40	99.80	131.20	94.35					140.40	99.80	104.50	73.75
Buffalo, N. Y. Differential	155.60	106.15	155.60	106.15	137.65	97.55	128.45	92.10					137.65	97.55	101.75	71.50
Canton, Ohio	146.05	101.70	146.05	101.70	128.10	93.10	118.90	87.65					128.10	93.10	47.20	36.45
Cedar Rapids, Ia.	108.05	77.45	104.60	75.80	92.35	66.30	92.35	66.30	88.60	68.40	72.45	55.95	88.15	67.20		
Charleston, W. Va.	147.88	104.06	150.31	105.60	136.06	96.90	121.81	91.70					136.06	96.90	94.30	66.75
Charlotte, N. C.	151.95	106.40	160.15	111.40	147.90	102.70	132.90	97.55	149.05	106.95	136.80	98.10	147.15	102.70	104.15	75.40
Chattanooga, Tenn.	131.25	91.60	139.45	99.25	127.20	90.55	112.20	85.40	128.35	92.15	116.10	88.40	126.45	90.55	83.45	63.20
Chicago, Ill.	114.25	81.25	114.25	81.25	96.30	72.65	87.10	67.20	99.15	76.50	83.00	64.05	96.30	72.65	60.40	46.60
Cincinnati, Ohio	143.15	96.05	134.15	96.05	121.90	87.35	107.65	82.20					121.90	87.35	83.30	67.75
Cleveland, Ohio Standard	94.30	100.60	143.90	100.60	125.95	92.50	116.75	86.55					125.95	92.50	88.00	65.95
Cleveland, Ohio Differential	112.80	80.05	106.95	79.95	94.00	70.25	78.60	60.70	92.75	71.55	76.60	59.10	92.85	70.25	51.90	40.10
Clinton, Ia.	144.70	99.35	141.70	99.35	123.75	90.75	114.55	85.30					123.75	90.75	87.85	64.25
Columbus, Ohio	151.80	107.30	161.40	114.95	149.15	106.25	134.20	101.10	150.35	107.85	138.10	103.00	148.45	106.25	105.45	78.90
Dallas, Texas	100.35	71.45	114.05	81.10	107.90	80.40	97.15	76.15	58.75	92.25	71.15	93.20	72.05	72.80	48.60	37.55
Davenport, Ia.	110.30	79.35	108.95	78.95	95.75	70.25	77.00	59.40	93.00	71.75	76.85	59.30	91.25	70.85	38.80	28.80
Dayton, Ohio	137.65	96.95	137.65	96.95	119.70	88.35	110.50	82.90					119.70	88.35	83.80	61.25
Decatur, Ill.	114.25	81.25	114.25	81.25	96.30	72.65	87.10	67.20	99.15	76.50	83.00	64.05	96.30	72.65	60.40	46.60
Denver, Colo.	54.75	76.45	54.75	76.45	48.85	59.40	34.45	26.55	50.50	39.00	47.70	36.45	48.80	37.70		
Des Moines, Ia.	103.25	73.50	101.55	73.15	89.40	64.55	66.80	51.55	82.95	63.95	69.35	53.60	81.05	62.60	40.10	30.95
Detroit, Mich.	139.25	97.90	139.25	97.90	121.30	89.30	112.10	83.85					121.30	89.30	85.40	63.25
Duluth, Minn.	114.25	81.25	102.90	74.36	93.60	68.30	87.35	67.45	102.75	79.30	74.05	57.18	97.90	72.05	60.50	46.75
Erle, Pa.	151.60	104.75	151.60	104.75	133.65	96.15	124.45	90.70					133.65	96.15	97.75	70.10
Evansville, Ind.	119.30	84.85	119.30	84.85	107.05	76.15	92.40	71.20	108.15	83.60	95.90	74.30	106.25	79.45	49.05	40.05
Flint, Mich.	137.15	97.25	137.15	97.25	119.65	88.65	103.96	81.15					119.65	88.65	83.30	62.60
Ft. Wayne, Ind.	121.81	91.87	127.61	91.87	109.66	82.77	100.46	77.32					109.66	82.77	73.76	56.72
Grand Rapids, Mich.	130.93	93.71	130.93	93.71	112.98	85.11	103.78	79.66					112.98	85.11	77.28	59.06
Greensboro, N. C.	153.65	107.60	160.95	109.35	148.45	100.65	134.45	95.50	150.60	107.60	135.15	96.05	148.45	100.65	105.75	73.35
Harrisburg, Pa.	172.25	118.00	172.25	118.00	154.30	109.40	145.10	103.95					154.30	109.40	118.40	83.35
Hartford, Conn.	190.17	130.39	190.17	130.39	172.22	121.79	163.02	116.34					172.22	121.79		
Houston, Texas	100.35	71.45	119.55	85.00	119.55	85.00	88.50	69.30	100.35	71.45	105.55	81.55	106.85	80.65	60.95	47.10
Indianapolis, Ind.	92.25	130.30	92.25	130.30	112.98	85.11	103.78	79.66					112.98	85.11	75.10	56.25
Jackson, Miss.	130.30	93.71	130.30	93.71	112.98	85.11	103.78	79.66					112.98	85.11	75.10	56.25
Jacksonville, Fla.	148.15	105.20	164.90	118.60	152.90	108.05	143.70	102.60					152.90	108.05	105.85	81.15
Kansas City, Mo.	95.70	68.05	95.70	68.05	83.45	59.40	67.25	51.95	83.40	64.35	71.20	54.95	81.50	59.40	36.90	28.50
Knoxville, Tenn.	134.55	93.95	142.70	101.60	130.45	92.90	115.90	87.75	131.65	94.50	119.40	89.65	129.75	92.90	86.75	65.85
Lansing, Mich.	133.21	95.39	133.21	95.39	115.26	86.79	106.06	81.34					115.26	86.79	79.36	60.74
Lima, Ohio	133.01	95.27	133.01	95.27	115.06	86.67	105.86	81.22					115.06	86.67	79.36	60.74
Lincoln, Neb.	95.70	68.05	95.70	68.05	83.45	59.40	67.25	51.95	74.80	57.65	62.30	48.10	74.80	57.65	30.45	23.55
Little Rock, Ark.	*105.15	*76.30	*120.65	*87.65	*108.45	*78.95	*86.65	*67.00	102.80	76.70	96.75	74.70	104.70	78.95	58.45	45.10
Louisville, Ky.	126.50	90.40	126.50	90.40	114.25	81.70	100.00	76.55					114.25	81.70	71.30	54.40
Madison, Wis.	114.25	81.25	113.75	81.25	96.30	72.65	*89.95	*69.40	99.15	76.50	83.00	64.05	96.30	72.65	*61.10	*47.15
Marshalltown, Ia.	105.35	75.25	101.55	73.15	89.40	64.55	70.00	54.00	85.50	66.05	69.35	53.60	84.25	64.55	43.30	33.40
Memphis, Tenn.	112.95	80.55	123.15	87.65	110.95	78.95	93.25	71.95	109.40	80.55	99.45	76.80	110.05	78.95	65.08	50.20
Miami, Fla.	170.15	120.75	186.65	134.15	174.45	125.45	156.75	118.45	171.65	122.25	162.95	123.30	173.25	125.45	96.20	96.20
Milwaukee, Wis.	114.25	81.25	114.25	81.25	96.30	72.65	*89.95	*69.40	99.15	76.50	83.00	64.05	96.30	72.65	61.55	47.50
Minneapolis, St. Paul, Minn.	114.25	81.25	114.25	81.25	96.30	72.65	87.10	67.20					96.30	72.65		
Montgomery, Ala.	126.65	89.35	142.75	102.75	130.55	94.45	112.85	87.05	127.75	90.85	119.05	91.90	129.65	94.05	84.65	65.30
Montreal, Que.	179.18	131.45	171.28	125.25	161.23	119.40	152.03	117.40					161.23	119.40	123.33	96.80
Nashville, Tenn.	126.25	89.35	129.82	92.35	117.55	83.65	102.50	78.50	119.45	88.75	106.40	81.55	116.75	83.65	73.75	56.35
New Haven, Conn.	190.17	130.39	190.17	130.39	172.22	121.79	163.02	116.34					172.22	121.79		
New Orleans, La.	112.95	80.55	138.90	99.75	126.70	90.15	105.35	80.55	112.95	80.55	118.95	90.15	123.50	90.15	77.80	60.55
New York, N. Y. Standard	187.85	128.00	187.85	128.00	169.90	119.40	153.70	113.00					169.90	119.40	133.00	93.35
New York, N. Y. Differential	187.85	128.00	187.85	128.00	169.90	119.40	153.70	113.00					169.90	119.40	133.00	93.35
Newark, N. J.	187.25	127.45	187.25	127.45	169.30	118.85	160.10	113.40					169.30	118.85	133.40	92.80
Norfolk, Va.	166.95	113.65	166.95	113.65	149.00	105.05	139.80	99.60	151.85	108.90	135.70	96.45	149.00	105.05	113.10	78.75
Oklahoma City, Okla.	100.35	71.45	107.10	77.15	94.85	68.55	*76.15	*58.75	92.20	71.20	82.25	63.50	94.30	68.55	47.30	36.55
Omaha, Neb.	95.70	68.05	95.70	68.05	83.45	59.40	*60.20	*46.45	76.35	58.85	62.30	43.10	72.35	58.85	31.25	24.20
Oshkosh, Wis.	114.25	81.25	114.25	81.25	96.30	72.65	*89.95	*69.40	99.15	76.50	83.00	64.05	96.30	72.65	65.08	50.20
Peoria, Ill.	112.95	80.40	112.95	80.40	96.30	71.65	80.00	62.45	97.05	74.80	82.30	63.50	95.15	71.85	54.40	41.85
Philadelphia, Pa.	189.60	125.40	189.60	125.40	162.65	114.80	153.45	109.35					162.65	114.80	126.75	88.75
Pittsburgh, Pa.	154.10	105.85	154.10	105.85	136.15	97.25	126.95	91.80					136.15	97.25	100.25	71.20
Portland, Me.	20															

PULLMAN SLEEPING CAR RATES

These rates are compiled from current Pullman Co. tariffs and published as a convenience for patrons. Effective April 19, 1950, and subject to change without notice.

Rates between Points of Service Shown below. Charges Shown Do Not Include Federal Tax.

See Page 43 for Rates for Upper Berths, Drawing Rooms, Compartments, Bedrooms, Roomettes, etc., Based on Applicable Lower Berth

Chicago	St. Paul Minneapolis	Co. Bluffs Omaha	St. Louis	Kansas City	Denver	BETWEEN		Salt Lake City	Butte	Portland	Seattle Tacoma	Los Angeles	San Francisco
Double Lower Standard Berth	Double Lower Standard Berth	Double Lower Standard Berth	Double Lower Standard Berth	Double Lower Standard Berth	Double Lower Standard Berth	AND		Double Lower Standard Berth	Double Lower Standard Berth	Double Lower Standard Berth	Double Lower Standard Berth	Double Lower Standard Berth	Double Lower Standard Berth
\$15.25	\$*15.50	\$12.00	\$15.25	\$12.60	\$ 9.25	Boise	Ida.	\$ 4.10	\$ 5.35	\$ 5.35	\$06.95	\$ A10.95	\$*11.85
8.65	10.65	12.00	10.05	12.00	16.50	Boston	Mass.	19.65	25.15	25.15	25.15	25.75	25.75
12.85	*13.55	10.05	12.60	10.65	8.90	Butte	Mont.	4.80	7.50	P 7.50	P 7.50	11.15	11.15
15.50	\$14.45	12.25	15.25	13.10	8.90	Cedar City	Utah	3.50	* 8.30	*12.15	*13.55	6.00	G*10.10
9.25	8.65	5.70	9.25	7.20		Cheyenne	Wyo.	5.70	7.50	12.60	12.60	12.60	12.60
	3.50	4.10	3.50	4.10	9.25	Chicago	Ill.	12.60	12.85	18.25	18.25	18.25	18.25
9.25	8.65	5.70	8.65	5.70		Denver	Colo.	6.60	8.90	12.85	12.85	13.40	13.40
D12.60	D*13.55	D10.05	D12.60	D10.65	D 7.20	Idaho Falls	Ida.	3.50	3.50	R 7.50	R 8.90	9.50	10.40
4.10	5.05	3.50	3.50	5.70	5.70	Kansas City	Mo.	10.65	10.65	15.75	15.75	15.75	15.75
14.45	13.95	11.15	14.45	11.75	8.35	Ketchum (Sun Valley)	Ida.	3.80	4.45	6.60	M 8.35	10.65	10.65
16.05	15.75	13.40	16.05	14.20	10.40	Las Vegas	Nev.	4.80	8.65	*13.45	*14.85	3.80	G* 7.90
16.05	*16.90	13.40	*17.45	13.95	12.00	Lewiston	Ida.	7.75	3.80	3.80	*15.50	*15.50	H*11.00
18.25	18.25	15.75	17.50	15.75	13.40	Los Angeles	Cal.	7.75	11.15	L10.40	E11.75	5.70	L 4.10
15.25	15.00	12.25	15.25	12.85	8.90	Minneapolis	Utah	3.50	6.95	*12.15	*13.55	5.70	G* 9.80
3.50		3.50	5.05	5.05	8.65	Minneapolis	Minn.	12.60	*13.55	*19.25	*19.25	18.25	18.25
7.75	10.65	11.15	9.25	11.15	15.75	New York	N. Y.	18.85	19.10	25.15	25.15	25.15	25.15
12.60	12.60	10.05	12.60	10.65	6.60	Ogden	Utah	4.10	8.35	4.10	K10.05	7.75	7.75
4.10	3.50		4.10	3.50	5.70	Omaha-Council Bluffs	Cal.	10.05	10.05	15.75	15.75	15.75	15.75
15.75	*16.90	13.40	15.25	13.95	10.65	Pendleton	Ore.	6.60	6.00	3.50	N 4.80	A13.10	H*10.70
7.20	10.05	10.65	8.65	10.65	15.25	Philadelphia	Pa.	18.25	18.50	24.30	24.30	24.30	24.30
12.60	*13.55	10.05	12.60	10.65	6.95	Pocatello	Ida.	3.50	3.50	7.20	8.65	8.90	10.40
18.25	*19.25	15.75	17.50	15.75	12.85	Portland	Ore.	8.65	7.50	3.50	3.50	L10.40	L 7.20
16.80	16.50	13.95	16.80	15.00	11.15	Reno	Nev.	5.70	9.25				L 3.50
18.25	18.25	15.75	17.50	15.75	12.60	Sacramento	Cal.	7.20	10.65	L 6.95	F 8.35	L 4.10	
12.60	12.60	10.05	12.60	10.65	6.60	Salt Lake City	Utah		4.80	8.65	10.05	7.75	7.75
18.25	18.25	15.75	17.50	15.75	13.40	San Francisco	Cal.	7.75	11.15	L 7.20	C 8.65	L 4.10	
18.25	*19.25	15.75	17.50	15.75	12.85	Seattle	Wash.	10.05	P 7.50	3.50	3.50	H11.75	H 8.65
13.95	13.95	10.65	13.95	11.15	7.75	Shoshone	Ida.	3.50	3.80	6.60	B 7.75	10.05	10.65
					5.70	Sioux City	Ia.	10.05	*13.55	15.75	15.75	15.75	15.75
15.75	*16.90	13.40	15.25	13.95	12.00	Spokane	Wash.	8.65	P 4.10	4.10	P 4.10	A13.65	H10.65
3.50	5.05	4.10		3.50	8.65	St. Louis	Mo.	*12.60	*12.60	*17.50	*17.50	*17.50	*17.50
3.50		3.50	5.05	5.05	8.65	St. Paul	Minn.	12.60	*13.55	19.25	*19.25	18.25	18.25
14.45	13.95	11.15	14.45	11.75	8.35	Sun Valley (Ketchum)	Ida.	3.80	4.45	6.60	M 8.35	10.65	10.65
18.25	*19.25	15.75	17.50	15.75	12.85	Tacoma	Wash.	10.05	P 7.50	3.50		H11.15	H 8.35
12.60	*13.55	10.05	12.60	10.65	8.65	Victor	Ida.	3.50	3.50	8.90	8.90	10.40	*11.25
15.75	*16.90	13.40	15.25	13.95	11.50	Walla Walla	Wash.	7.20	* 9.20	3.50	* 7.00	13.65	H*10.70
7.20	10.05	10.65	7.75	10.05	14.45	Washington	D. C.	18.25	18.50	24.30	24.30	23.75	23.75
D12.60	*13.55	D10.05	D12.60	D10.65	D 8.65	West Yellowstone	Mont.	3.50	3.50	8.90	8.90	10.40	10.40

Lower Standard Berth Rate Between Las Vegas, Nevada and Cedar City, Utah, \$3.50

- (A) Via Salt Lake City and Pocatello. * Made combination of fares.
 (B) From Tacoma, lower standard berth, \$7.50.
 (C) Via Southern Pacific Company and Portland. From Tacoma lower standard berth, \$8.35.
 (D) Also applies via Ogden. Where through car is operated via Salt Lake City charge for side trip Ogden to Salt Lake City and return with privilege of occupying car at Salt Lake City during one-half day's stop-over is \$1.15. When change of cars is necessary and passengers transfer at Salt Lake City instead of Ogden there is no charge for the side trip.
 (E) Via Southern Pacific Company and Portland. From Tacoma, lower standard berth, \$11.15.
 (F) Via Southern Pacific Company and Portland. From Tacoma, lower standard berth, \$7.75.
 (G) Via Los Angeles. (H) Via Southern Pacific Company and Portland.
 (K) From Tacoma, lower standard berth, \$9.50.
 (L) Via Southern Pacific Company.
 (M) From Tacoma, lower standard berth, \$7.75.
 (N) From Tacoma, lower standard berth, \$4.10.
 (P) Via Direct Lines. (Q) From Tacoma, lower standard berth \$6.60.
 (R) From Tacoma, lower standard berth \$8.65.
 (S) From Minneapolis, lower standard berth \$15.00.
 • Berth rates to and from Cheyenne, Denver and west apply via Omaha or via Kansas City.

⊗ Rates effective and service available only during Park Summer Season.

Bedroom Rates: Bedrooms are available on most Union Pacific trains, including the Streamliner trains. See equipment pages 6 to 19 inclusive. Double bedrooms have upper and lower berths. Duplex-Single Bedrooms have only one berth. (See table on opposite page). When occupied by one person, only one rail ticket required.

Exclusive Space Occupancy by One Person: One and one-fourth railroad tickets must be purchased for exclusive use of drawing-room; one and one-tenth tickets for compartment. If Streamliner "City of Los Angeles" or "City of San Francisco" is used, one and one-tenth first class special service charge tickets are required for exclusive occupancy of a compartment, and one and one-fourth first class special service charge tickets for exclusive occupancy of a drawing-room. These tickets are in addition to the regular rail and Pullman tickets. Exception: Only one rail ticket is required for use of a compartment between Chicago, Ill., and Butte, Mont., or Pendleton, Ore., and points north and west thereof (also West Yellowstone, Mont., and Victor, Idaho).

Double Lower Standard Berth Rate to Los Angeles and Las Vegas from points shown, quoted via Pocatello, Idaho and Salt Lake City, Utah.

BETWEEN	
Ayer, Wash. and Los Angeles	\$13.65
Cheney, Wash. and Los Angeles	13.65
La Grande, Ore. and Los Angeles	12.60
Marengo, Wash. and Los Angeles	13.65
Umatilla, Ore. and Los Angeles	13.40
Walla Walla, Wash. and Los Angeles	13.65

BETWEEN	
Ayer, Wash. and Las Vegas, Nev.	\$11.50
La Grande, Ore. and Las Vegas, Nev.	9.80
Pendleton, Ore. and Las Vegas, Nev.	10.40
Shoshone, Ida. and Las Vegas, Nev.	7.20
Spokane, Wash. and Las Vegas, Nev.	12.25
Umatilla, Ore. and Las Vegas, Nev.	10.65
Walla Walla, Wash. and Las Vegas, Nev.	10.95

Table of Rates for Various Accommodations in Standard Pullman Sleeping Cars Effective December 6, 1949

(Charges shown do not include federal tax)

Where Lower Berth Rate is	Upper Berth Rate is	Roomette for one Person is	Duplex Single Room for one Person is	Bed Room for one Person is	Bed Room for two Persons is	Bed R'm Suite for two or more Persons is	Com-partm't for one Person is	Com-partm't for two Persons is	Drawing Room for one Person is	Drawing Room for two Persons is
3.50	2.60	4.85	5.50	6.65	7.70	13.30	7.90	9.60	10.50	13.30
3.80	2.90	5.30	6.10	7.20	8.35	14.40	8.55	10.90	11.40	14.40
4.10	3.10	5.75	6.60	7.80	9.00	15.60	9.25	11.55	12.30	15.60
4.45	3.40	6.20	7.10	8.45	9.80	16.90	10.00	12.85	13.35	16.90
4.80	3.60	6.65	7.55	9.10	10.55	18.20	10.80	13.45	14.40	18.20
5.05	3.85	7.15	8.05	9.60	11.10	19.20	11.35	14.15	15.15	19.20
5.35	4.10	7.50	8.60	10.15	11.75	20.30	12.05	15.40	16.05	20.30
5.70	4.30	7.95	9.10	10.85	12.55	21.70	12.85	16.00	17.10	21.70
6.00	4.60	8.40	9.60	11.40	13.20	22.80	13.50	17.25	18.00	22.80
6.25	4.80	8.80	10.05	11.90	13.75	23.80	14.05	17.85	18.75	23.80
6.60	5.00	9.20	10.50	12.55	14.50	25.10	14.85	18.40	19.80	25.10
6.95	5.25	9.65	11.00	13.20	15.30	26.40	15.65	19.60	20.85	26.40
7.20	5.45	10.05	11.50	13.70	15.85	27.40	16.20	20.20	21.60	27.40
7.50	5.70	10.45	12.00	14.25	16.50	28.50	16.90	21.40	22.50	28.50
7.75	5.90	10.85	12.45	14.75	17.05	29.50	17.45	21.90	23.25	29.50
8.10	6.10	11.25	12.80	15.40	17.80	30.80	18.25	22.50	24.30	30.80
8.35	6.35	11.75	13.35	15.85	18.35	31.70	18.80	23.70	25.05	31.70
8.65	6.55	12.10	13.80	16.45	19.05	32.90	19.45	24.20	25.95	32.90
8.90	6.80	12.50	14.30	16.90	19.60	33.80	20.05	25.40	26.70	33.80
9.25	7.00	12.95	14.75	17.60	20.35	35.20	20.80	26.05	27.75	35.20
9.50	7.20	13.35	15.20	18.05	20.90	36.10	21.40	26.55	28.50	36.10
9.80	7.45	13.70	15.70	18.60	21.55	37.20	22.05	27.75	29.40	37.20
10.05	7.65	14.15	16.10	19.10	22.10	38.20	22.60	28.30	30.15	38.20
10.40	7.90	14.50	16.60	19.75	22.90	39.50	23.40	29.45	31.20	39.50
10.65	8.10	14.85	17.00	20.25	23.45	40.50	23.95	29.95	31.95	40.50
10.95	8.30	15.30	17.45	20.80	24.10	41.60	24.65	30.50	32.85	41.60
11.15	8.55	15.65	17.90	21.20	24.55	42.40	25.10	31.65	33.45	42.40
11.50	8.70	16.05	18.35	21.85	25.30	43.70	25.90	32.15	34.50	43.70
11.75	8.95	16.45	18.75	22.35	25.85	44.70	26.45	33.30	35.25	44.70
12.00	9.15	16.80	19.20	22.80	26.40	45.60	27.00	33.80	36.00	45.60
12.25	9.35	17.15	19.60	23.30	26.95	46.60	27.55	34.30	36.75	46.60
12.60	9.55	17.60	20.10	23.95	27.70	47.90	28.35	35.45	37.80	47.90
12.85	9.75	17.95	20.50	24.40	28.25	48.80	28.90	36.00	38.55	48.80
13.10	10.00	18.35	21.00	24.90	28.80	49.80	29.50	37.15	39.30	49.80
13.40	10.20	18.75	21.35	25.45	29.50	50.90	30.15	37.65	40.20	50.90
13.65	10.35	19.10	21.80	25.95	30.05	51.90	30.70	38.20	40.95	51.90
13.95	10.60	19.50	22.25	26.50	30.70	53.00	31.40	39.30	41.85	53.00
14.20	10.80	19.85	22.65	27.00	31.25	54.00	31.95	39.75	42.60	54.00
14.45	11.00	20.25	23.15	27.45	31.80	54.90	32.50	40.85	43.35	54.90
14.75	11.20	20.65	23.55	28.05	32.45	56.10	33.20	41.40	44.25	56.10
15.00	11.40	20.95	23.90	28.50	33.00	57.00	33.75	41.85	45.00	57.00
15.25	11.60	21.30	24.35	29.00	33.55	58.00	34.30	42.95	45.75	58.00
15.50	11.80	21.75	24.75	29.45	34.10	58.90	34.90	43.45	46.50	58.90
15.75	12.00	22.05	25.25	29.95	34.65	59.90	35.45	44.55	47.25	59.90
16.05	12.20	22.40	25.65	30.50	35.30	61.00	36.10	45.00	48.15	61.00
16.25	12.35	22.80	26.00	30.90	35.75	61.80	36.55	45.50	48.75	61.80
16.50	12.60	23.15	26.45	31.35	36.30	62.70	37.15	46.05	49.50	62.70
16.80	12.75	23.45	26.80	31.90	36.95	63.80	37.80	46.50	50.40	63.80
17.05	13.00	23.85	27.25	32.40	37.50	64.80	38.35	48.10	51.15	64.80
17.25	13.15	24.20	27.65	32.80	37.95	65.60	38.80	48.60	51.75	65.60
17.50	13.35	24.55	28.05	33.25	38.50	66.50	39.40	49.05	52.50	66.50
17.70	13.45	24.70	28.25	33.65	38.95	67.30	39.85	49.70	53.10	67.30
17.95	13.65	25.10	28.70	34.10	39.50	68.20	40.40	50.30	53.85	68.20
18.25	13.90	25.55	29.15	34.70	40.15	69.40	41.05	51.45	54.75	69.40
18.50	14.10	25.95	29.60	35.15	40.70	70.30	41.65	52.00	55.50	70.30
18.85	14.30	26.30	30.05	35.80	41.45	71.60	42.40	52.60	56.55	71.60
19.10	14.55	26.75	30.55	36.30	42.00	72.60	43.00	53.75	57.30	72.60
19.40	14.75	27.15	31.00	36.85	42.70	73.70	43.65	54.30	58.20	73.70
19.65	15.00	27.50	31.50	37.35	43.25	74.70	44.20	55.45	58.95	74.70
20.00	15.20	27.95	31.90	38.00	44.00	76.00	45.00	56.05	60.00	76.00
23.75	18.05	33.20	37.90	45.15	52.25	90.30	53.45	66.45	71.25	90.30
24.30	18.50	34.00	38.85	46.15	53.45	92.30	54.70	68.15	72.90	92.30
25.15	19.15	35.20	40.25	47.80	55.35	95.60	56.60	70.50	75.45	95.60
25.75	19.60	36.05	41.15	48.95	56.65	97.90	57.95	72.25	77.25	97.90

PULLMAN SEAT FARES

Between Various Cities and to Western Park Gateways

(Charges Shown Do Not Include Federal Tax)

Salt Lake City — Lund	\$1.80
Lund — Las Vegas	1.60
Las Vegas — Los Angeles	2.35
Boise — Pocatello	1.70
Shoshone — Pocatello	.80
Shoshone — Salt Lake City	2.00
Portland — Tacoma	1.10
Portland — Seattle	1.45
Portland — Pendleton	1.70
Ogden — Salt Lake City	.80
Salt Lake City — Pocatello	1.30
Omaha — Grand Island	1.10
Omaha — North Platte	2.10
Omaha — Cheyenne	3.55
Denver — Cheyenne	.80
Denver — Laramie	1.15
Denver — North Platte	1.95
Denver — Sterling	1.00
Kansas City — Topeka	.80
Kansas City — Manhattan	.80
Kansas City — Salina	1.10

Special Service Charges on Streamliners "City of Los Angeles" and "City of San Francisco"

in effect December 6, 1949. Subject to change without notice.

BETWEEN AND	Charges shown do not include federal tax	
	Sleeper	Coach
Ogden, Utah	3.75	1.25
Salt Lake City, Utah	3.75	1.25
Evansville, Wyo.	3.75	1.25
Gr. River, Wyo.	3.75	1.25
Rawlins, Wyo.	3.75	1.25
Laramie, Wyo.	3.75	1.25
Cheyenne, Wyo.	3.75	1.25
Sidney, Neb.	3.75	1.25
N. Platte, Neb.	3.75	1.25
G. Island, Neb.	3.75	1.25
Omaha, Neb.	3.75	1.25
Chicago, Ill.	3.75	1.25
Ogden, Utah	5.00	1.75
Salt Lake City, Utah	5.00	1.75
Las Vegas, Nev.	5.00	1.75
San Bernardino, Cal.	5.00	1.75
Los Angeles, Cal.	5.00	1.75
Reno, Nev.	5.00	1.75
Sacramento, Cal.	5.00	1.75
San Francisco, Cal.	5.00	1.75

Don't Worry . . . Telegraph

If something comes up that requires your attention . . . Reservations — Appointments — Any Urgent Business Matters . . . telegrams will attend to all of them quickly, surely. The cost is low.

Western Union Telegraph Offices are maintained at all stations, enabling passengers to communicate conveniently at any time with home or business anywhere. Telegram blanks in Pullman cars.

The Union Pacific connects with Western Union — the telegraph system that serves everyone, everywhere.

WESTERN UNION TELEGRAPH CO.

TRAFFIC REPRESENTATIVES . . . UNION PACIFIC RAILROAD

<p>ABERDEEN, WASH.—3 Union Passenger Station, K and River Sts.— Phone 1045 C. H. JACKA..... General Agent</p> <p>ALHAMBRA, CALIF.—City Tkt. Office, 51 S. Garfield Av. — Phone Atlantic 18763 A. L. GETMAN..... (or Phone Cumberland 32624) Ticket Agent</p> <p>ASTORIA, ORE.—438 Commercial St.— Phone 304 FLOYD C. FOSTER..... Traveling Freight and Passenger Agent</p> <p>ATLANTA 3, GA.—1432 Healey Building— Phone L.Amer 6261 P. S. SMITH..... General Agent</p> <p>BEND, ORE.—1054 Bond St.— Phone 63 H. D. ATTHON..... General Agent</p> <p>BIRMINGHAM 3, ALA.—701 Brown-Marx Building— Phone 7-1837 J. E. PILON..... District Freight and Passenger Agent</p> <p>BOISE, IDAHO—City Ticket Office, Idaho Bldg., 212 No. 8th St.— Phone 414 KAY L. JOHNSON..... General Agent</p> <p>BOSTON 8, MASS.—208 Old South Bldg., 294 Washington St.— M. W. COONERTY..... (Phone Hubbard 2-6380) General Agent</p> <p>BREMERTON, WASH.—Consolidated Ticket Office, 228 First St.— Phone 722 S. S. HARVEY..... Ticket Agent</p> <p>BUTTE, MONT.—609 Metals Bank Bldg., 8 West Park Street— Phone 22389 J. D. FORD..... General Agent</p> <p>Consolidated Ticket Office—2 North Main Street— Phone 5275 D. E. WILDER..... Ticket Agent</p> <p>CHEYENNE, WYO.—City Ticket Office, 120 W. 16th St.— Phone 4421 C. E. ASTLER..... General Agent</p> <p>CHICAGO 3, ILL.—11 South LaSalle Street at Madison— Phone RAndolph 6-0141 D. H. VOLTZ..... Traffic Manager C. A. POLLOCK..... General Freight Agent M. R. BRYAN..... General Agent, Freight Department</p> <p>City Ticket Office, 1 South LaSalle Street JOHN C. POLLOCK..... (Phone RAndolph 6-0141) General Passenger Agent</p> <p>CINCINNATI 2, OHIO—303 Dixie Term. Bldg., 4th & Walnut Sts.—Phone Main 0144 F. B. SWOPE..... General Agent</p> <p>CLEVELAND 13, OHIO—1407 Terminal Tower, 50 Public Square— G. A. BROWN..... (Phone Main 1-3070) General Agent</p> <p>COUNCIL BLUFFS, IA.—Union Pacific Transfer Depot— Phone 6134 W. M. CALHOUN..... Freight and Passenger Agent</p> <p>DALLAS 1, TEXAS—2108 Mercantile Bank Bldg.— Phone RiverSide 1778 CARROLL M. BROWN..... General Agent</p> <p>DENVER 2, COLO.—City Ticket Office, 535 17th Street— Phone Keystone 4141 P. F. ECHELE..... Traffic Manager M. A. LIGHT..... General Freight Agent K. N. MIDDLEKAUFF..... General Agent, Passenger Department</p> <p>DES MOINES 9, IOWA—407 Equitable Bldg., 6th & Locust Sts.— Phone 3-0583 EUGENE R. FIELD..... General Agent</p> <p>DETROIT 26, MICH.—612 Book Building, 1249 Washington Boulevard— C. J. STEGEMAN (Phone Woodward 1-7794)..... Traffic Manager</p> <p>EAST LOS ANGELES, CALIF.—5454 Ferguson Drive— Phone Angelus 6509 J. J. WALKER..... Ticket Agent</p> <p>EUGENE, ORE.—201 Ardel Offices, 33 East 10th Ave.— Phone 4440 ALAN B. TAYLOR..... General Agent</p> <p>FRESNO 1, CALIF.—207 Rowell Bldg., Tulare St. and Van Ness Ave.— Phone 4-6571 H. G. PELLETIER..... General Agent</p> <p>GERING, NEBR.—Union Pacific Station— Phone 35 F. M. PURNELL..... General Agent</p> <p>GLENDALE 3, CALIF.—City Ticket Office, 404½ North Brand Boulevard— W. A. SHOOK (Phone Citrus 1-2174 or Chapman 5-1370)..... General Agent</p> <p>HOLLYWOOD 28, CALIF.—City Ticket Office, 6702 Hollywood Blvd.— V. J. SCHMITTROTTH (Ph. Hillside 0221) Gen'l Agt., Passenger Department</p> <p>HUNTINGTON PARK, CALIF.—City Ticket Office, 7002 Pacific Blvd.— R. H. LUND..... (Phone Kimball 9281) Passenger Agent</p> <p>KANSAS CITY 6, MO.—200 Waldheim Bldg., 6 East Eleventh St.— Ph. Victor 6530 D. R. ALEXANDER..... General Freight and Passenger Agent L. G. STAHL..... General Agent, Freight Department</p> <p>City Ticket Office—2 East Eleventh Street— E. E. SWANSON (Phone Victor 6530)..... General Agent, Passenger Department</p> <p>LAS VEGAS, NEV.—Union Pacific Station— Phone 1120 R. A. BLONDE..... Special Representative</p> <p>LEWISTON, IDAHO—Room 7, Union Depot— Phone 1163 H. J. BERGER..... General Agent</p> <p>LINCOLN 8, NEBR.—City Ticket Office, 130 So. 13th St.— Phone 2-6517 A. H. GENGE..... General Agent</p> <p>LONG BEACH 2, CALIF.—City Ticket Office, 144 Pine Avenue— Phone 7-2931 H. J. DeLACY..... General Agent</p> <p>LONGVIEW, WASH.— GUY L. ANDERSON, Freight Station, Phone 818—..... General Agent C. F. HEATH, Ticket Office, 1225 Broadway, Phone 815—..... Ticket Agent</p> <p>LOS ANGELES 14, CALIF.—Union Pacific Bldg., 422 W. 6th Street— W. T. PRICE (Phone Trinity 9211)..... Traffic Manager GAYLORD P. ALLEN..... Assistant Traffic Manager C. H. SALTMARSH..... General Passenger Agent E. C. RASMUSSEN..... General Freight Agent</p> <p>Union Pacific Building—608 So. Olive Street— Phone Trinity 9211 C. F. HALLSMAN..... General Agent, Passenger Department W. F. NASH—610 So. Olive Street..... General Agent, Freight Department</p> <p>MEMPHIS 3, TENN.—1137 Sterick Bldg.—8 North Third St.— Phone 6-6220 G. E. ROTHROCK..... General Agent</p> <p>MILWAUKEE 3, WIS.—814 Warner Bldg., 212 W. Wisconsin Ave.— K. T. MINDEMANN..... (Phone Marquette 8-7833) General Agent</p> <p>MINNEAPOLIS 2, MINN.—890 Northwestern Bank Bldg., 620 Marquette Ave.— EMIL W. MAU (Phone Math 2451)..... General Agent</p> <p>NEW ORLEANS 12, LA.—504 Canal Bldg., 210 Baronne Street— D. V. RICKSON..... (Phone Canal 2274) General Agent</p>	<p>NEW YORK 20, N.Y.—626 Fifth Ave., Suite 350, Rockefeller Center— H. L. LAUBY..... (Phone Circle 6-4900) Eastern Traffic Manager RHEES FIFE..... (Phone Circle 6-4900) General Agent, Passenger Department H. C. YERGER..... (Phone Circle 6-4908) General Agent, Freight Department</p> <p>OAKLAND 12, CALIF.—215 Central Bank Bldg., 436 14th St. Phone Glencourt 1-8576 L. M. LAYNE..... General Agent</p> <p>OGDEN, UTAH—City Ticket Office, Ben Lomond Hotel Bldg.— Phone 5533 J. F. BAKER..... General Agent</p> <p>OMAHA 2, NEBR.—City Ticket Office—Corner 15th & Dodge Streets— WALTER CONREY (Phone Jackson 5322) Gen'l Agent, Passenger Department R. A. FORAL..... General Agent, Freight Department</p> <p>City Ticket Office—1614 Farnam Street— Phone Jackson 5322 W. W. NEILL..... Ticket Agent</p> <p>PASADENA 1, CALIF.—Un.Pac.Station, 205 W. Colorado St.—Ph. Sycamore 2-4107 L. A. WIRGLER..... General Agent</p> <p>PHILADELPHIA 2, PA.—904 Girard Trust Bldg., Broad St. & So. Penn Sq.— MORTON MANN (Phone Rittenhouse 6-2170)..... General Agent</p> <p>PITTSBURGH 22, PA.—1419 Oliver Bldg., Smithfield Street and Sixth Avenue— SAM REINHARDT (Phone Atlantic 1-0260)..... General Agent</p> <p>POCATELLO, IDAHO—Union Pacific Passenger Station— Phone 268 R. A. ANDERSON..... General Agent</p> <p>POMONA, CALIF.—Union Pacific Passenger Station— Phone Lycoming 2-3561 E. C. MALLON..... Passenger and Freight Traffic Agent</p> <p>PORTLAND 5, ORE.—751 Pittock Block— Phone Broadway 7771 C. W. EVERETT..... Traffic Manager J. C. CUMMING..... General Passenger Agent T. J. DOWD..... General Freight Agent DON SUTHERLAND..... General Agent, Freight Department</p> <p>City Ticket Office—701 S. W. Washington Street— Phone Broadway 7771 N. B. FALLAS..... General Agent, Passenger Department</p> <p>RENO, NEV.—209 American Building, 131 West 2nd St. Phone 4881 J. D. MALEFYT..... General Agent</p> <p>RIVERSIDE, CALIF.—Union Pacific Pass. Station, 7th & Vine Sts.— Phone 626 J. L. BRECHIN..... General Agent</p> <p>ST. JOSEPH 2, MO.—City Ticket Office, 516 Francis Street— Phone 5-5485 F. F. ROBINSON..... General Freight and Passenger Agent</p> <p>ST. LOUIS 1, MO.—1223 Ambassador Bldg., 411 North 7th St.—Phone Chestnut 7752 T. W. GURSKY..... General Agent</p> <p>SACRAMENTO 14, CALIF.—217 Forum Bldg., 1107 Ninth St.— Phone 2-1025 F. A. FOX..... General Agent</p> <p>SALINA, KANS.—Third and Ash Streets— Phone 297 J. M. BROWN..... General Agent</p> <p>SALT LAKE CITY 1, UTAH—Union Pacific Bldg., 10 So. Main St.— Phone 3-1544 J. W. PADEN..... Traffic Manager A. G. BLOOM..... General Passenger Agent</p> <p>City Ticket Office—Hotel Utah, Main and So. Temple Streets— Phone 3-1544 W. J. THOMAS..... General Agent, Passenger Department F. L. MORGAN..... General Agent, Freight Department</p> <p>SAN DIEGO 1, CALIF.—City Ticket Office, 320 Broadway—Phone Franklin 7841 H. G. LARIMER..... General Agent</p> <p>SAN FRANCISCO 2, CALIF.—291 Geary Street— Phone Garfield 1-8030 H. A. LAWRENCE..... Traffic Manager B. P. COSTELLO..... General Agent, Freight Department</p> <p>City Ticket Office—Geary at Powell Street— Phone Garfield 1-8030 H. W. HICKS..... General Passenger Agent</p> <p>SAN JOSE 7, CALIF.—206 1st Nat. Bk Bldg., Santa Clara & 1st St.—Ph. Cypress 2-3878 E. A. COONS..... General Agent</p> <p>SAN PEDRO, CALIF.—City Ticket Office, 805 So. Pacific Avenue— J. V. CONNETT..... (Phone Terminal 2-7531)..... General Agent</p> <p>SANTA ANA, CALIF.—City Ticket Office, 305 North Main Street— WALTER DITTMER..... (Phone Kimberly 23979)..... General Agent</p> <p>SANTA MONICA, CALIF.—City Ticket Off., 307 Santa Monica Blvd.—Phone 51213 W. A. CHENEY..... General Agent</p> <p>SEATTLE 4, WASH.—204 Union Sta., 4th Ave. & Jackson St.— Phone Elliott 6933 H. M. WEST..... Traffic Manager P. A. AULENBACHER..... General Agent, Freight Department</p> <p>City Ticket Office—1300 Fourth Avenue at University, Seattle 1— A. L. IVES (Phone Elliott 6933)..... General Agent, Passenger Department</p> <p>SIoux CITY 9, IOWA—405 Commerce Bldg., 520 Neb. St.— Phone 5-5328 J. F. TURRENTINE..... General Agent, Freight Department</p> <p>SPOKANE 8, WASH.—City Ticket Office—727 Sprague Ave., Corner Post St.— J. R. LIVSEY..... (Phone Main 4121)..... General Agent</p> <p>STOCKTON 6, CALIF.—207 California Bldg., 11 So. San Joaquin St. —Phone 2-3981 V. J. CHRISTENSEN..... District Freight and Passenger Agent</p> <p>SUN VALLEY, IDAHO— Phone Sun Valley 3311 R. E. BERNER..... Transportation Agent</p> <p>TACOMA 2, WASH.—City Ticket Office, 114 So. Ninth St.— Phone Broadway 2275 F. G. ROTHWELL..... General Agent</p> <p>TORONTO, ONT.—201-2 Canadian Pacific Bldg., 69 Yonge St.— Phone Elgin 7839 W. W. CREIGHTON..... General Agent</p> <p>TULSA 3, OKLA.—323 Kennedy Bldg., 321 South Boston St.— Phone 2-3859 L. B. BRADLEY..... General Agent</p> <p>WALLA WALLA, WASH.—1st Natl. Bank Bldg., 2nd & Alder Sts.— Phone 30 J. H. CUNNINGHAM..... General Agent</p> <p>WASHINGTON 5, D. C.—600 Shoreham Bldg., 15th and H Sts., N. W.— R. T. PAYNE (Phone Republic 0600)..... General Agent</p> <p>WINSTON-SALEM 3, N. C.—632 Reynolds Bldg., 4th and Main Sts.—Phone 2-4381 D. R. WALKER..... Traveling Freight and Passenger Agent</p> <p>YAKIMA, WASH.—Union Pacific Building, 104 W. Yakima Ave.— Phone 4181 V. E. BUCHANAN..... General Agent</p>
--	--

C. J. COLLINS
General Passenger Traffic Manager
OMAHA 2, NEBR.

W. T. BURNS, Vice-President—Traffic
OMAHA 2, NEBRASKA

J. R. MacANALLY
General Freight Traffic Manager
OMAHA 2, NEBR.