

July 1, 1942

UNION PACIFIC RAILROAD

Time Tables



The Railroad Lincoln Planned to
Connect the East with the West
for National Unity and Defense
... was then - is now

July 1, 1942

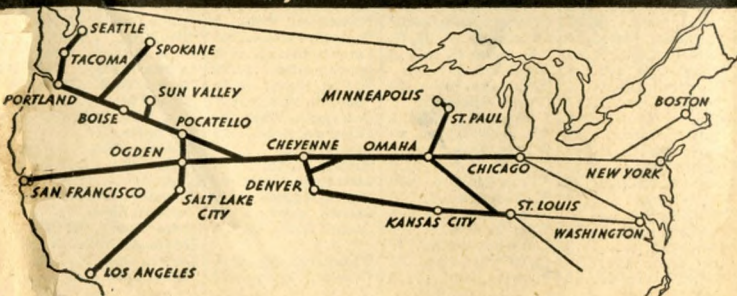
UNION PACIFIC RAILROAD

Time Tables

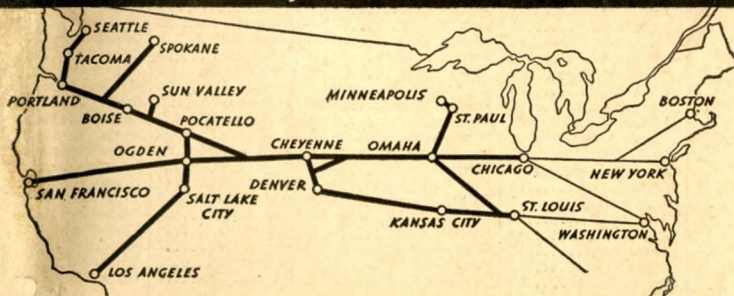


The Railroad Lincoln Planned to
Connect the East with the West
for National Unity and Defense
... was then - is now

THE *Strategic* MIDDLE ROUTE



THE *Strategic* MIDDLE ROUTE



General Index

Section	Page
Index to Union Pacific Stations	2 to 5
Streamliner Time Tables	6 and 7
Freight Service Information	16
Dining Car Meal Service Information	19
Condensed Time Tables	8 to 27
Equipment of Through Trains	8 to 27
Main Line Train Schedules	28 to 44
Map of Union Pacific Railroad and Connections	32 and 33
Union Pacific Historical Museum	37
Branch Lines in Nebraska	45 and 46
Branch Lines in Kansas	46 and 47
Branch Lines in Colorado	47
Branch Lines in Montana	48
Branch Lines in Wyoming	45 and 47

Section	Page
Branch Lines in Utah	48 and 53
Branch Lines in Idaho	48 to 52
Branch Lines in Oregon	49 to 52
Branch Lines in Washington	50 to 52
Branch Lines in Nevada	49 and 53
Branch Lines in California	53
Connecting Line Train Service	54 to 56
Train-Auto Service Information	56
General Information	57
Round Trip Railroad Fares	58 and 59
Pullman Sleeping Car Rates	60 and 61
Union Pacific Traffic Representatives	62 and 63
Addresses of Principal Union Pacific Stations	63
Sun Valley, Idaho—Year 'Round Recreation Center	Cover

INDEX TO UNION PACIFIC STATIONS

Each Time Table is numbered. The numbers opposite the Stations are the numbers of the time tables in which the stations are shown. Stations marked ■ are located on Divisions indicated by table numbers, but are not shown in folders tables.

Table No.	Table No.	Table No.	Table No.	Table No.	Table No.	Table No.	Table No.
Aberdeen, Idaho... 56	Arling, Idaho... 67	Barton, Nebr... 5	Blalock, Ore... 6, 11	■ Bruun, Ore... 6	Carter, Wyo... 1, 2	■ Clayton, Nebr... 35	Cozad, Nebr... 1, 2, 5
Aberdeen, Wash... 93	Arlington, Ore, C, W, 6, 11, 12, 89, 90	■ Baskin, Utah... 1, 2	Blaser, Idaho... 6	Bryan, Wyo... 1, 2	Cascade, Idaho... 67	Claytonia, Idaho... 69	Craig Jct., Idaho... 85
Aberdeen Jct., Ida... 56	Armstead, Mont... R, 9, 20	Bassett, Idaho... 20	Bliss, Idaho... 6, 12, 61	Bryce Canyon Park, Ut. (See Cedar City, Ut)	Cascade Locks, Ore... 6, 11	Clearfield, Utah... 19	Craigmont, Idaho... 85
Abilene, Kans... H, 17	Arroyo, Cal... 17	Battle Mtn., Nev... 4	Bloom, Utah... 3	Bryman, Calif... 3	Clear Lake, Utah... 3	Crane, Ore... 70	Crane, Ore... 70
Acequia, Ida... 60, 61	■ Arroyo, Cal... 17	Baxter, Calif... 3	Blue Canyon, Calif... 4	Buck Creek, Kans... 17	Cleburne, Kans... 34	■ Crook, Ore... 6	Creighton, Wyo... 30
Acoma, Nev... 3	Ascalon, Colo... 17	Bayard, Nebr... (See So. Bayard)	Blue Rapids, Kans... 34	Buckingham, Ida... 71	Clem, Ore... 90	■ Crest, Wash... 76	■ Crestline, Nev... 3
■ Acton, Nev... 3	Ash, Wash... 11	Beatrice, Nebr... 33, 34	Blue Springs, Nebr... 34	Coocda, Wash... 6	Clifford, Colo... 17	■ Creston, Wyo... 1, 2	■ Crockett, Calif... 4
Acton, Wash... 81	■ Ashby, Wash... 74	Beattie, Kans... 35	■ Bly, Calif... 3	Cataldo, Idaho... 88	Clifton, Idaho... 20	■ Crook, Colo... 5	■ Crook, Colo... 5
Adams, Ore... 77	Ashton, Idaho... 6	■ Beatty, Idaho... 6	Boardman, Ore... 6, 11	Cavanaugh, Idaho... 6	Cline, Utah... 3	■ Crooks, Ore... 6	■ Crooks, Ore... 6
■ Adams, Utah... 3	Ashton, Idaho... O, P, R, 20, 48, 54	■ Beaudines, Idaho... 20	Boelus, Nebr... 29	Cayuse, Ore... 6	■ Clover, Nev... 3	■ Crystal, Utah... 50	■ Crystal, Utah... 50
■ Adelaide, Idaho... 69	Aspen, Wyo... 1, 2	Beckwith, Wyo... 6	Boeue, Kans... 29	■ Cedar, Idaho... 60	Coalville, Utah... 49	■ Crosby, Wash... 74	■ Crosby, Wash... 74
Adrian, Ore... 3	Assaria, Kans... 40	Beetville, Idaho... 63	Boise, Ida, C, F, T, U, 6, 8, 12, 67	■ Cedar Breaks, Utah (See Cedar City, Utah)	■ Cobb, Idaho... 6	■ Crucero, Calif... 3	■ Crucero, Calif... 3
Afton, Calif... 17	■ Athena, Ore... 77	Belgrade, Nebr... 25	■ Bonner Springs, Kans... 17, 33	Cedar City, Utah A, D, 3, 98, 106	■ Coburn, Nev... 4	■ Crum, Wash... 85	■ Crum, Wash... 85
Agate, Colo... 17	■ Atkinson, Utah... 49	Bell, Calif... 100	Bonneville, Ore... 6, 11, 12	■ Cedar Rapids, Nebr... 25	■ Codell, Kans... 41	■ Cruz, Utah... 3	■ Cruz, Utah... 3
Agnew, Nebr... 56	■ Attalia, Wash... 11, 74, 81	Belmar, Nebr... 30	Boone, Nebr... 24	■ Celilo, Ore... 6, 11	■ Cokeville, Wyo... 6	■ Crystal, Nev... 3	■ Crystal, Nev... 3
■ Aiken, Idaho... 53	■ Atwood, Colo... 5	Belmont, Utah... 50	Boone, Wash... 81	■ Centralia, Wash... 2, 6, 93	■ Colby, Kans... 41	■ Culescud, Idaho... 85	■ Culescud, Idaho... 85
■ Aikens, Kans... 6	Auburn, Calif... 4	Beloit, Kans... 39	■ Borah, Idaho... 6	■ Centerville, Utah... 19	■ Cole, Idaho... 6	■ Culver, Kans... 41	■ Culver, Kans... 41
■ Ajax, Utah... 3	■ Auburn, Cal... 4	■ Belmont, Utah... 50	■ Borax, Nev... 3	■ Cedar City, Nebr... 1, 2, 5, 23	■ Colfax, Calif... 4	■ Curry, Idaho... 60	■ Curry, Idaho... 60
■ Albion, Wyo... 30	■ Auburn, Wash... 6	■ Boulder, Colo... 42	Borden, Utah... 3	Central Ferry, Wash... 85	■ Collins, Calif... 3	■ Curvy, Utah... 1, 2	■ Curvy, Utah... 1, 2
Albion, Nebr... 24	■ Ault, Colo... 18	■ Boulder City, Nev... 105	■ Border, Wyo... 6	Centralia, Ida... 56	■ Collins, Idaho... 56	■ Cutler, Utah... 98	■ Cutler, Utah... 98
Albion, Wash... 76	■ Austin, Idaho... 58	■ Boulder, Colo... 42	■ Borie, Wyo... 1, 2, 18	■ Cerro Grande, Ida... 56	■ Collin, Utah... 20	■ Dagggett, Calif... 3	■ Dagggett, Calif... 3
Albrington, Ore... 70	■ Austin, Nebr... 29	■ Boulder City, Nev... 105	■ Bosler, Wyo... 1, 2	■ Chafee, Wash... 81	■ Colliery, Kans... 17	■ Dahlstrom, Wyo... 46	■ Dahlstrom, Wyo... 46
Alda, Nebr... 1, 2, 5	■ Avon, Utah... 106	■ Boulder, Colo... 42	■ Boshell, Nebr... 1, 2	■ Chapman, Kans... 17	■ Colter, Wash... 83	■ Dale Creek, Wyo... 1, 2	■ Dale Creek, Wyo... 1, 2
■ Alden, Colo... 44	■ Axelt, Kans... 35	■ Boulder, Colo... 42	■ Butte, Mont... R, S, 8, 9, 20	■ Chapman, Nebr... 1, 2, 5, 23	■ Colton, Nebr... 1, 2	■ Daley's Ranch, Wyo... 1, 2	■ Daley's Ranch, Wyo... 1, 2
■ Alexander, Ida... 6	■ Ayer, Wash... K, L, T, W, X, 8, 11, 74, 76, 85	■ Boulder City, Nev... 105	■ Buxton, Mont... 9, 20	■ Chappell, Nebr... 1, 2	■ Colton, Wash... 83	■ Dalles, Ore, C, F, U, 2, 6, 11, 12, 92	■ Dalles, Ore, C, F, U, 2, 6, 11, 12, 92
■ Alexandria, Nebr... 35	■ B, X, 8, 11, 74, 76, 85	■ Boulton, Ore... 91	■ Byers, Colo... 17	■ Chase, Calif... 3	■ Colton, Nebr... 1, 2	■ Damar, Kans... 41	■ Damar, Kans... 41
■ Alfalfa Center, Nebr... 1, 2, 5	■ Bache, Idaho... 20	■ Bowmont, Idaho... 66	■ Byrre, Idaho... 57	■ Chatcolet, Idaho... 88	■ Colton, Wash... 83	■ Dana, Wyo... 1, 2	■ Dana, Wyo... 1, 2
■ Alhambra... 2, 9, 95	■ Bad, Ore... 77	■ Bowmont, Idaho... 66	■ Byron, Nev... 3	■ Chatcolet, Idaho... 88	■ Colton, Wash... 83	■ Danneberg, Nebr... 29	■ Danneberg, Nebr... 29
■ Alicel, Ore... 78	■ Badger, Nebr... 34	■ Boyd, Nev... 3	■ Cabarton, Idaho... 67	■ Chemo, Colo... 17	■ Colton, Wash... 83	■ Darknell, Wash... 88	■ Darknell, Wash... 88
■ Alida, Kans... 38	■ Bagdad, Idaho... 17	■ Boyd Lake, Colo... 43	Cache Jct., Utah... 12, 20, 51	■ Cheney, Wash... K, L, W, 8, 11, 74	■ Colton, Nebr... 1, 2	■ Darlow, Colo... 42, 43	■ Darlow, Colo... 42, 43
■ Allendale, Idaho... 68	■ Bailey, Ore... 6	■ Boyero, Colo... 17	■ Cairo, Ore... 70	■ Cherokee, Wyo... 1, 2	■ Colton, Nebr... 1, 2	■ Darr, Nebr... 1, 2	■ Darr, Nebr... 1, 2
■ Almot, Wash... 85	■ Baileyville, Kans... 35	■ Bracken, Nev... 3	■ Cajon, Calif... 3	■ Cherry Creek, Utah... 50	■ Colton, Nebr... 1, 2	■ Davenport, Nebr... 35	■ Davenport, Nebr... 35
■ Alpowa, Wash... 85	■ Baileyville, Nebr... 30	■ Bradley, Idaho... 88	■ Calada, Calif... 3	■ Chester, Idaho... 48	■ Colton, Nebr... 1, 2	■ David City, Nebr... 23	■ David City, Nebr... 23
■ Altair, Kans... 41	■ Baker, Ore... C, F, U, 6, 12	■ Brady Island, Nebr... 1, 2, 5	■ Caldwell, Idaho... 6, 12, 68	■ Chester, Wash... 88	■ Colton, Nebr... 1, 2	■ Davis, Calif... 4	■ Davis, Calif... 4
■ Altamont, Wyo... 1, 2	■ Bakers, Utah... 20	■ Brainard, Nebr... 23	■ Caliente, Nev... A, D, 3, 98, 107	■ Chew, Wash... 11, 74	■ Colton, Nebr... 1, 2	■ Dawes, Calif... 3	■ Dawes, Calif... 3
■ Amalga, Idaho... 60	■ Balaam, Idaho... 64	■ Brant, Calif... 3	■ Callaway, Nebr... 32	■ Cheyenne, Wyo... A, B, C, D, E, F, J, M, O, 1, 2, 3, 4, 6, 8, 9, 18, 30	■ Colton, Nebr... 1, 2	■ Day, Ore... 6	■ Day, Ore... 6
■ American Falls, Ida... 6, 12	■ Balch, Calif... 3	■ Bremen, Kans... 35	■ Calls Fort, Utah... 20	■ Cheyenne Wells, Colo... 17	■ Colton, Nebr... 1, 2	■ Days, Wyo... 46	■ Days, Wyo... 46
■ American Fork, Utah... 98	■ Balta, Kans... 17	■ Bridal Veil, Ore... 6, 11	■ Calvin, Wyo... 1, 2	■ Chicago, Ill... A, B, C, G, K, M, O, 1, 2, 3, 4, 5, 6, 8, 9	■ Colton, Nebr... 1, 2	■ Dayton, Idaho... 20	■ Dayton, Idaho... 20
■ Ames, Nebr... 1, 2, 5	■ Balzac, Colo... 5	■ Bridgeport, Kans... 40	■ Camas, Idaho... 9, 20	■ Chubbuck, Idaho... 20	■ Colton, Nebr... 1, 2	■ Dayton, Wash... 77, 82	■ Dayton, Wash... 77, 82
■ Amherst, Nebr... 32	■ Bancroft, Idaho... 6	■ Bridger, Wyo... 1, 2	■ Camfield, Colo... 45	■ Church Buttes, Wyo... 1, 2	■ Colton, Nebr... 1, 2	■ DeClo, Idaho... 62	■ DeClo, Idaho... 62
■ Amsterdam, Ida... 60	■ Bannock, Idaho... 6	■ Briggsdale, Colo... 44	■ Camp, Ore... 6	■ Church Hill, Kans... 17	■ Colton, Nebr... 1, 2	■ Deer Trail, Colo... 17	■ Deer Trail, Colo... 17
■ Anan, Nebr... 35	■ Barclay, Nev... 3	■ Brigham, Utah... 12, 20, 50	■ Campbell, Ore... 6	■ Chubbuck, Idaho... 20	■ Colton, Nebr... 1, 2	■ Deeth, Nev... 4	■ Deeth, Nev... 4
■ Anderson, Idaho... 20	■ Bard, Nev... 3	■ Brighton, Colo... 5, 18	■ Campus, Kans... 17	■ Church Buttes, Wyo... 1, 2	■ Colton, Nebr... 1, 2	■ Delaplain, Nev... 60	■ Delaplain, Nev... 60
■ Ankeny, Wash... 11, 74	■ Barlow, Idaho... 58	■ Broadwater, Nebr... 30	■ Canyon, Wash... 76	■ Church Hill, Kans... 17	■ Colton, Nebr... 1, 2	■ Delia, Kans... 33	■ Delia, Kans... 33
■ Antelope, Wyo... 1, 2	■ Barneston, Nebr... 34	■ Brogan, Ore... 70	■ Canyon, Wyo... 46	■ Church Hill, Kans... 17	■ Colton, Nebr... 1, 2	■ Dell, Mont... 9, 20	■ Dell, Mont... 9, 20
■ Apex, Mont... 20	■ Barnett, Ore... 90	■ Brookville, Kans... 17	■ Carden, Kans... 35	■ Church Hill, Kans... 17	■ Colton, Nebr... 1, 2	■ Delmus, Nev... 107	■ Delmus, Nev... 107
■ Appletton, Idaho... 61	■ Barnett, Ore... 90	■ Broughton, Kans... 38	■ Carleton, Nebr... 35	■ Church Hill, Kans... 17	■ Colton, Nebr... 1, 2	■ Delta, Utah... 3, 98, 104	■ Delta, Utah... 3, 98, 104
■ Apple Valley, Ida... 6	■ Barnhart, Ore... 6	■ Brown, Nev... 3	■ Carlin, Nev... 4	■ Church Hill, Kans... 17	■ Colton, Nebr... 1, 2	■ De Moss, Ore... 91	■ De Moss, Ore... 91
■ Ara, Colo... 42	■ Barnesville, Colo... 44	■ Browning, Utah... 20	■ Carleton, Nebr... 35	■ Church Hill, Kans... 17	■ Colton, Nebr... 1, 2	■ Dennis, Ore... 71	■ Dennis, Ore... 71
■ Arapahoe, Colo... 17	■ Barratts, Mont... 20	■ Browns, Mont... 20	■ Carleton, Nebr... 35	■ Church Hill, Kans... 17	■ Colton, Nebr... 1, 2	■ Dent, Colo... 3	■ Dent, Colo... 3
■ Arcadia, Ore... 6	■ Barrett, Ore... 77	■ Brownson, Nebr... 1, 2	■ Carleton, Nebr... 35	■ Church Hill, Kans... 17	■ Colton, Nebr... 1, 2		
■ Archer, Wyo... 1, 2	■ Barrymore, Idaho... 61	■ Broxon, Idaho... 6	■ Carleton, Nebr... 35	■ Church Hill, Kans... 17	■ Colton, Nebr... 1, 2		
■ Arco, Idaho... 56	■ Barstow, Calif... 3	■ Brule, Nebr... 1, 2, 5	■ Carleton, Nebr... 35	■ Church Hill, Kans... 17	■ Colton, Nebr... 1, 2		
■ Arcola, Kans... 17	■ Bartello, Calif... 3		■ Carleton, Nebr... 35	■ Church Hill, Kans... 17	■ Colton, Nebr... 1, 2		
■ Arden, Nev... 3			■ Carleton, Nebr... 35	■ Church Hill, Kans... 17	■ Colton, Nebr... 1, 2		
■ Arena, Colo... 17			■ Carleton, Nebr... 35	■ Church Hill, Kans... 17	■ Colton, Nebr... 1, 2		
■ Arimo, Idaho... 20			■ Carleton, Nebr... 35	■ Church Hill, Kans... 17	■ Colton, Nebr... 1, 2		

Table No.	Table No.	Table No.	Table No.	Table No.	Table No.	Table No.	Table No.	Table No.
Denver, Colo., A, B, C, D, E, F, G, H, J, L, M, P, 1, 2, 3, 4, 5, 6, 8, 9, 17, 18, 30, 42, 43, 44, 45	Elwood, Utah 50	Fruitland, Idaho 71	Greer, Idaho 85	Hollenberg, Kans. 35	Junction City, Kans. 70	Lane, Idaho 88	Lund, Utah, A, D, 3, 98, 106	McCCall, Idaho 67
Desert, Calif. 3	Ely, Idaho 6	Fruitland, Kans. 17, 33	Grinnell, Kans. 87	Hollister, Idaho 60	E, H, 17, 38	Lane, Nebr. 1, 2	McCallam, Idaho 6, 12, 20	McCormick, Idaho 69
Detroit (Enterprise), Kans. 17	Emden, Wash. 74	Fruitvale, Idaho 79	Grinnell, Wash. 81	Holmesville, Nebr. 34	Juniper, Wash. 74	Lansing, Kans. 36	McCord, Idaho 69	McGraw, Nebr. 30
Devil's Slide, Utah, 1, 2	Emerald, Wash. 81	Fuller, Idaho 50	Groves, Kans. 33	Holmgren, Utah 50	Juntura, Ore. 70	Laramie, Wyo., A, B, C, D, E, F, J, 1, 2, 3, 4, 6, 8, 18	McCoy, Idaho 60	McIntyre, Wash. 3
Dewey, Utah 20	Emmett, Kans. 33	Fullerton, Calif. 101	Gunn Jct., Wyo., 1, 2	Holt, Utah 51		La Salle, Colo., D, E, F, G, J, 5, 18, 43	McGowan, Idaho 60	McKnight, Mont. 20
De Woff, Idaho 6	Emory, Utah 1, 2	Fullerton, Nebr. 25	Gwendolen, Ore. 90	Home, Kans. 35	Kaibab Nat. Forest (See Cedar City, Ut.)	Las Vegas, Nev., A, D, 3, 98, 105	McGowan, Idaho 60	McNabb, Ore. 89
Dexter, Nebr. 26	Enaville, Idaho 88	Funston, Kans. 17	Gypsum, Ore. 72	Home, Ore. 72	Kalama, Wash. 6	Latah, Wash. 88	McPherson, Kans. 40	Mack, Wash. 74
Dillon, Mont. 9, 20	Encampment, Wyo. 46	Furey, Idaho 56		Homedale, Idaho 69	Kameia, Ore. 6	Latham, Wyo. 1, 2	Mackay, Idaho 56	Macon, Idaho 65
Dingle, Idaho 6	Encinita, Ore. 6			Honolulu, Hawaii 20	Kamiah, Idaho 85	Latimer, Utah 3	Madison, Nebr. 27	Maddens, Idaho 67
Dishman, Wash. 8	Encinita, Ore. 6			Hood River, Ore. 12	Kanda, Wyo. 1, 2	Lava Hot Springs, Idaho 6	Madras, Ore. 92	Madsen, Utah 20
Divide, Mont. 9, 20	Encinita, Ore. 6			C, F, W, 6, 11, 12	Kanapolis, Kans. 17	Ida. 6	Magnolia, Ave., Calif. 3	Magie, Idaho 65
Divide, Wash. 75	Endicott, Nebr. 35			Hook, Ore. 6	Kansas City, Kans. 8, 17, 33	Ida. 6	Maiden Fk, Mont. 20	Mains, Idaho 67
Dix, Nebr. 1, 2	Endicott, Wash. 26			Hooper Jct., Wash. 8, 11, 74	Kansas City, Mo, A, B, C, D, E, F, H, L, M, P, 3, 4, 6, 9, 17, 33, 38, 39, 40, 41	Ida. 6	Mald, Idaho 50	Malheur, Jct., Ore. 6, 70
Dixie, Wash. 77	Enola, Nebr. 27			Hope, Ore. 70	Kansas Falls, Kans. 17	Ida. 6	Malheur, Jct., Ore. 6, 70	Mallet, Ore. 70
Dodd, Colo. 5	Enterprise, Kans (See Detroit)			Hoquiam, Wash. 93	Kaysville, Utah 19	Ida. 6	Malheur, Jct., Ore. 6, 70	Mallet, Ore. 70
Dodge Jct., Wash. 77	Enterprise, Ore. 78			Hordville, Nebr. 23	Kearney, Nebr., A, B, C, G, 1, 2, 3, 4, 5, 6, 32	Ida. 6	Malheur, Jct., Ore. 6, 70	Mallet, Ore. 70
Dodson, Ore. 6	Enterprise, Utah 3			Horseshoe Bend, Ida. 67	Keenbrook, Calif. 3	Ida. 6	Malheur, Jct., Ore. 6, 70	Mallet, Ore. 70
Donald, Wash. 81	Erbe, Colo. 42			Hot Lake, Ore. 6	Keenbrook, Calif. 3	Ida. 6	Malheur, Jct., Ore. 6, 70	Mallet, Ore. 70
Doniphon, Nebr. 35	Erie, Nev. 3			Hot Springs, Utah 20, 50	Keenbrook, Calif. 3	Ida. 6	Malheur, Jct., Ore. 6, 70	Mallet, Ore. 70
Donnelly, Idaho 67	Ersine, Ore. 91			Houston, Colo. 5, 18	Keenbrook, Calif. 3	Ida. 6	Malheur, Jct., Ore. 6, 70	Mallet, Ore. 70
Donovan, Wyo. 6	Estes Park, Colo., 5, 43			Howell, Wyo. 1, 2	Keenbrook, Calif. 3	Ida. 6	Malheur, Jct., Ore. 6, 70	Mallet, Ore. 70
Doran, Idaho 6	Etna, Nev. 3			Hoxie, Kans. 41	Keenbrook, Calif. 3	Ida. 6	Malheur, Jct., Ore. 6, 70	Mallet, Ore. 70
Dorrance, Kans. 17	Eugene, Ore. X, Y			Hoya, Nev. 3	Keenbrook, Calif. 3	Ida. 6	Malheur, Jct., Ore. 6, 70	Mallet, Ore. 70
Double, Kans. 35	Eureka, Utah 103			Hoytsville, Utah 49	Keenbrook, Calif. 3	Ida. 6	Malheur, Jct., Ore. 6, 70	Mallet, Ore. 70
Dover, Colo. 18	Eureka Lake, Kans. 17			Hugo, Colo. H, 17	Keenbrook, Calif. 3	Ida. 6	Malheur, Jct., Ore. 6, 70	Mallet, Ore. 70
Downey, Idaho 20	Evaline, Wash. 6			Hull, Kans. 34	Keenbrook, Calif. 3	Ida. 6	Malheur, Jct., Ore. 6, 70	Mallet, Ore. 70
Downing, Ore. 77	Evans, Colo. 18			Humorist, Wash. 11, 74	Keenbrook, Calif. 3	Ida. 6	Malheur, Jct., Ore. 6, 70	Mallet, Ore. 70
Draper, Utah 98	Evans, Utah 50			Humphrey, Ida. 9, 20	Keenbrook, Calif. 3	Ida. 6	Malheur, Jct., Ore. 6, 70	Mallet, Ore. 70
Driggs, Idaho 54	Evansville, Wyo., A, B, D, E, J, 1, 2, 3, 4, 18			Humphrey, Nebr. 27	Keenbrook, Calif. 3	Ida. 6	Malheur, Jct., Ore. 6, 70	Mallet, Ore. 70
Dryden, Idaho 54	Ewing, Ore. 89			Huntington, Ore., C, F, T, U, 6, 8, 12, 72	Keenbrook, Calif. 3	Ida. 6	Malheur, Jct., Ore. 6, 70	Mallet, Ore. 70
Drum Lake, Nev. 3	Fairbury, Nebr. 33, 35			Huntley, Wyo. 30	Keenbrook, Calif. 3	Ida. 6	Malheur, Jct., Ore. 6, 70	Mallet, Ore. 70
Dubois, Idaho 9, 20	Fairfield, Idaho 65			Huntsville, Wash. 82	Keenbrook, Calif. 3	Ida. 6	Malheur, Jct., Ore. 6, 70	Mallet, Ore. 70
Dudley, Idaho 88	Fairfield, Nebr. 35			Hurley, Colo. 5	Keenbrook, Calif. 3	Ida. 6	Malheur, Jct., Ore. 6, 70	Mallet, Ore. 70
Duluth, Kans. 33	Fairfield, Wash. 88			Huron, Ore. 6	Keenbrook, Calif. 3	Ida. 6	Malheur, Jct., Ore. 6, 70	Mallet, Ore. 70
Dunbar, Utah 3	Fairmount, Kans. 36			Hutchinson, Ore. 6	Keenbrook, Calif. 3	Ida. 6	Malheur, Jct., Ore. 6, 70	Mallet, Ore. 70
Duncan, Nebr., 1, 2, 5	Fairview, Ore. 6			Hutchinson, Ore. 6	Keenbrook, Calif. 3	Ida. 6	Malheur, Jct., Ore. 6, 70	Mallet, Ore. 70
Duncan, Ore. 6	Falks, Idaho 71			Hud Park, Utah 51	Keenbrook, Calif. 3	Ida. 6	Malheur, Jct., Ore. 6, 70	Mallet, Ore. 70
Dune, Ore. 6	Fall Leaf, Kans. 17			Hynes, Calif. 100	Keenbrook, Calif. 3	Ida. 6	Malheur, Jct., Ore. 6, 70	Mallet, Ore. 70
Dunn, Calif. 3	Falls City, Idaho 61			Hyrum, Utah 51	Keenbrook, Calif. 3	Ida. 6	Malheur, Jct., Ore. 6, 70	Mallet, Ore. 70
Dunnean, Ore. 70	Falls City, Ore. 6				Keenbrook, Calif. 3	Ida. 6	Malheur, Jct., Ore. 6, 70	Mallet, Ore. 70
Dupont, Colo. 5	Farmington, Utah 19				Keenbrook, Calif. 3	Ida. 6	Malheur, Jct., Ore. 6, 70	Mallet, Ore. 70
Durant, Nebr. 23	Farrall, Idaho 67				Keenbrook, Calif. 3	Ida. 6	Malheur, Jct., Ore. 6, 70	Mallet, Ore. 70
Durham, Utah 20	Farrar, Nev. 3				Keenbrook, Calif. 3	Ida. 6	Malheur, Jct., Ore. 6, 70	Mallet, Ore. 70
Durkee, Ore. 1, 2	Faust, Utah 3				Keenbrook, Calif. 3	Ida. 6	Malheur, Jct., Ore. 6, 70	Mallet, Ore. 70
Duroc, Wyo. 30	Feeley, Mont. 20				Keenbrook, Calif. 3	Ida. 6	Malheur, Jct., Ore. 6, 70	Mallet, Ore. 70
Dusty, Wash. 77	Felida, Wash. 6				Keenbrook, Calif. 3	Ida. 6	Malheur, Jct., Ore. 6, 70	Mallet, Ore. 70
Dutch Flat, Calif. 4	Felt, Idaho 54				Keenbrook, Calif. 3	Ida. 6	Malheur, Jct., Ore. 6, 70	Mallet, Ore. 70
Dwight, Idaho 54	Feltham, Idaho 6				Keenbrook, Calif. 3	Ida. 6	Malheur, Jct., Ore. 6, 70	Mallet, Ore. 70
Dyer, Utah 3	Fenn, Idaho 85				Keenbrook, Calif. 3	Ida. 6	Malheur, Jct., Ore. 6, 70	Mallet, Ore. 70
	Ferdinand, Idaho 85				Keenbrook, Calif. 3	Ida. 6	Malheur, Jct., Ore. 6, 70	Mallet, Ore. 70
	Fernley, Nev. 4				Keenbrook, Calif. 3	Ida. 6	Malheur, Jct., Ore. 6, 70	Mallet, Ore. 70
	Ferris, Wyo. 1, 2				Keenbrook, Calif. 3	Ida. 6	Malheur, Jct., Ore. 6, 70	Mallet, Ore. 70
	Field, Calif. 3				Keenbrook, Calif. 3	Ida. 6	Malheur, Jct., Ore. 6, 70	Mallet, Ore. 70
	Fielding, Utah 50				Keenbrook, Calif. 3	Ida. 6	Malheur, Jct., Ore. 6, 70	Mallet, Ore. 70
	Filer, Idaho 60				Keenbrook, Calif. 3	Ida. 6	Malheur, Jct., Ore. 6, 70	Mallet, Ore. 70
	Fillmore, Utah 104				Keenbrook, Calif. 3	Ida. 6	Malheur, Jct., Ore. 6, 70	Mallet, Ore. 70
	Finchville, Nebr. 32				Keenbrook, Calif. 3	Ida. 6	Malheur, Jct., Ore. 6, 70	Mallet, Ore. 70
	Fingal, Idaho 56				Keenbrook, Calif. 3	Ida. 6	Malheur, Jct., Ore. 6, 70	Mallet, Ore. 70
	Finley, Nebr. 30				Keenbrook, Calif. 3	Ida. 6	Malheur, Jct., Ore. 6, 70	Mallet, Ore. 70
	Fir, Ore. 6				Keenbrook, Calif. 3	Ida. 6	Malheur, Jct., Ore. 6, 70	Mallet, Ore. 70
	Firestone, Colo. 43				Keenbrook, Calif. 3	Ida. 6	Malheur, Jct., Ore. 6, 70	Mallet, Ore. 70
	First View, Colo. 17				Keenbrook, Calif. 3	Ida. 6	Malheur, Jct., Ore. 6, 70	Mallet, Ore. 70
	Firth, Idaho 9, 20				Keenbrook, Calif. 3	Ida. 6	Malheur, Jct., Ore. 6, 70	Mallet, Ore. 70
	Fish Hatchery, Wyo. 46				Keenbrook, Calif. 3	Ida. 6	Malheur, Jct., Ore. 6, 70	Mallet, Ore. 70
	Florence, Kans. 34				Keenbrook, Calif. 3	Ida. 6	Malheur, Jct., Ore. 6, 70	Mallet, Ore. 70
	Fletcher, Wash. 76				Keenbrook, Calif. 3	Ida. 6	Malheur, Jct., Ore. 6, 70	Mallet, Ore. 70
	Flynn, Calif. 3				Keenbrook, Calif. 3	Ida. 6	Malheur, Jct., Ore. 6, 70	Mallet, Ore. 70
	Foley, Nebr. 23				Keenbrook, Calif. 3	Ida. 6	Malheur, Jct., Ore. 6, 70	Mallet, Ore. 70
	Folger, Wyo. 6				Keenbrook, Calif. 3	Ida. 6	Malheur, Jct., Ore. 6, 70	Mallet, Ore. 70
	For, Colo. 5				Keenbrook, Calif. 3	Ida. 6	Malheur, Jct., Ore. 6, 70	Mallet, Ore. 70
	Forell, Wyo. 1, 2				Keenbrook, Calif. 3	Ida. 6	Malheur, Jct., Ore. 6, 70	Mallet, Ore. 70
	Forest Lake, Kans. 17, 33				Keenbrook, Calif. 3	Ida. 6	Malheur, Jct., Ore. 6, 70	Mallet, Ore. 70
	Fort, Ore. 70				Keenbrook, Calif. 3	Ida. 6	Malheur, Jct., Ore. 6, 70	Mallet, Ore. 70
	Fort Collins, Colo. 43				Keenbrook, Calif. 3	Ida. 6	Malheur, Jct., Ore. 6, 70	Mallet, Ore. 70
	Fort Hall, Idaho 9, 20				Keenbrook, Calif. 3	Ida. 6	Malheur, Jct., Ore. 6, 70	Mallet, Ore. 70
	Fort Lapwai, Idaho 85				Keenbrook, Calif. 3	Ida. 6	Malheur, Jct., Ore. 6, 70	Mallet, Ore. 70
	Fort Morgan, Colo., G, 5				Keenbrook, Calif. 3	Ida. 6	Malheur, Jct., Ore. 6, 70	Mallet, Ore. 70
	Fort Riley, Kans., H, 17				Keenbrook, Calif. 3	Ida. 6	Malheur, Jct., Ore. 6, 70	Mallet, Ore. 70
	Fort Steele, Wyo. 1, 2				Keenbrook, Calif. 3	Ida. 6	Malheur, Jct., Ore. 6, 70	Mallet, Ore. 70
	Fossil, Wyo. 6				Keenbrook, Calif. 3	Ida. 6	Malheur, Jct., Ore. 6, 70	Mallet, Ore. 70
	Foston, Colo. 44				Keenbrook, Calif. 3	Ida. 6	Malheur, Jct., Ore. 6, 70	Mallet, Ore. 70
	France, Idaho 54				Keenbrook, Calif. 3	Ida. 6	Malheur, Jct., Ore. 6, 70	Mallet, Ore. 70
	Frankfort, Kans. 33				Keenbrook, Calif. 3	Ida. 6	Malheur, Jct., Ore. 6, 70	Mallet, Ore. 70
	Franklin, Idaho 51				Keenbrook, Calif. 3	Ida. 6	Malheur, Jct., Ore. 6, 70	Mallet, Ore. 70
	Frederick, Colo., 42, 43				Keenbrook, Calif. 3	Ida. 6	Malheur, Jct., Ore. 6, 70	Mallet, Ore. 70
	Freeman, Wash. 88				Keenbrook, Calif. 3	Ida. 6	Malheur, Jct., Ore. 6, 70	Mallet, Ore. 70
	Freewater, Ore. 77				Keenbrook, Calif. 3	Ida. 6	Malheur, Jct., Ore. 6, 70	Mallet, Ore. 70
	Fremont, Nebr., A, B, C, G, 1, 2, 3, 4, 5				Keenbrook, Calif. 3	Ida. 6	Malheur, Jct., Ore. 6, 70	Mallet, Ore. 70
	Frewen, Wyo. 1, 2				Keenbrook, Calif. 3	Ida. 6	Malheur, Jct., Ore. 6, 70	Mallet, Ore. 70
	Elora, Calif. 3				Keenbrook, Calif. 3	Ida. 6		

Table No.	Table No.	Table No.	Table No.	Table No.	Table No.	Table No.	Table No.	Table No.	Table No.
Merchiston, Nebr. 25	Nampa, Ida. C, 6, 12, 66, 67	Optic, Nebr. 1, 2	Pierce, Colo. 18	Red Lion, Colo. 5	St. Mary, Kans. H, 17	Smithfield, Utah 51	Taber, Idaho 56		
Meridian, Idaho 6	Nantasket, Nebr. 29	Orchard, Colo. 5	Pierce, Nev. 3	Red Point, Nev. 60	St. Paul, Minn. A, B, G, 1, 2, 3, 4, 8	Smiths Ferry, Idaho 67	Table Rock, Wyo. 1, 2		
Merino, Colo. 5	Napavine, Wash. 6	Orchard, Idaho 5	Pine Bluffs, Wyo. 1, 2	Red Rock, Mont. 9, 20	St. Paul, Nebr. 28, 29	Snowlone, Mont. 20	Tabor, Colo. 42		
Merrills, Utah 51	Napton, Ore. 69	Ord, Nebr. 28	Pine Creek, Ida. 88	Reese, Wash. 75	St. Thomas, Nev. 108	Snyder, Colo. 5	Tacoma, Wash. C, U, Z, 6, 12, 94		
Messa, Colo. 17	Narrow, Colo. 5	Ordinance, Ore. 6	Pingree, Idaho 56	Reno, Kans. 36	St. Vrain, Colo. 42, 43	Soda Springs, Idaho 36	Talmage, Idaho 6		
Messou, Colo. 5	Natoma, Kans. 41	Oregon Trunk Jct. 92	Pioche, Nev. 107	Reno, Nev. B, E, N, 4	Salem, Ore. X, Y	Solomon, Kans. 17, 39	Tamarack, Idaho 79		
Messner, Ore. 6	Navy, Mont. 20	Orofino, Idaho 85	Pioneer, Idaho 56	Reubens, Idaho 85	Salina, Kans. D, E, F, H, 17, 39, 40, 41	Somona, Kans. 17	Tarnov, Nebr. 27		
Metolius, Ore. 92	Nebecke, Utah 51	Or Grande, Calif. 3	Pixley, Wyo. 107	Reverse, Idaho 6	Salit, Colo. 17	Sonna, Idaho 6	Tasco, Kans. 41		
Meyer, Colo. 45	Neels, Utah 3	Orr, Wyo. 6	Plainville, Kans. 41	Rexburg, Idaho 48	Salt Lake City, Utah	Sorrenito, Colo. 17	Taylor, Ore. 6		
Mica, Wash. 88	Nelson, Ore. 6	Orvin, Idaho 48, 57	Plano, Idaho 58	Rhea, Ore. 89	A, B, D, E, J, N, R, S, T, U, 1, 2, 3, 4, 5, 6, 12, 18, 19, 20, 48, 50, 51, 54, 60, 98, 102	So. Bayard, Nebr. 30	Tecoma, Nev. 4		
Mica, Wash. 77	Neph, Utah 98	Osburn, Idaho 88	Plants, Utah 51	Richfield, Idaho 69	Salt Wells, Wyo. 1, 2	So. Elma, Wash. 93	Tecoma, Wash. 88		
Michaud, Idaho 6	Nevens, Nebr. 30	Oschoco, Nebr. 23	Platte Center, Nebr. 27	Richland, Nebr. 1, 2	San Bernardino, Calif. A, D, S, 3, 98	So. Gate, Calif. 100	Telocaset, Ore. 6		
Middleton, Idaho 67	New Cambria, Kans. 17, 39	Oskosh, Nebr. 30	Platteville, Colo. 5, 18	Richmond, Utah 51	San Bernardino, Calif. A, D, S, 3, 98	South Junction, Ore. 92	Tenino, Wash. 6		
Midland, Kans. 17, 33	Newcastle, Calif. 4	Ostrander, Wash. 6	Plaza, Idaho 77, 83	Ridge, Wyo. 1, 2	Sand, Idaho 67	So. Mitchell, Nebr. 30	Tenno, Idaho 20		
Midvale, Idaho 79	Newdale, Idaho 57	Ottman, Nebr. 1, 2	Pleasant, Nebr. 29	Ridgefield, Wash. 6	Sandbank, Idaho 6	So. Montesano, Wash. 93	Terra Cotta, Kans. 17		
Midvale, Wash. 81	Newman, Kans. 17	Otto, Wyo. 1, 2	Pleasant Valley, Ore. 6	Rieth, Ore. 6	Sandon, Ore. 91	So. Morrill, Nebr. 30	Terrebonne, Ore. 92		
Midway, Idaho 58	New Meadows, Idaho 79	Overland (Carbon Co.), Wyo. 46	Plumb, Wash. 5	Rifton, Wash. 76	Sand Spring, Kans. 17	So. Omaha, Nebr. 1, 2	Tescott, Kans. 41		
Mikkalo, Ore. 90	New Plymouth, Ida. 71	Overstreet, Ore. 69	Plummer, Idaho 88	Riga, Kans. 18	Sandwich, Colo. 17	So. Ravenna, Nebr. 29	Tetonia, Idaho 54		
Milford, Kans. 38	Niles, Kans. 39	Overton, Nebr. 1, 2, 5	Plymouth, Utah 50	Rigby, Idaho 30	Sandwich, Colo. 17	So. Torrington, Wyo. 30	Thavis, Wash. 74		
Milford, Utah. A, D, 3, 98	Nipton, Calif. 3	Overton, Nev. 108	Pocatello, Ida. C, F, K, L, M, N, O, P, R, S, T, U, 6, 8, 9, 12, 20, 48, 54, 60	Riner, Wyo. 1, 2	Sandy, Utah 98	Spalding, Idaho 85	Thayer Jct., Wyo. 1, 2		
Millard, Nebr. 1, 2	Nish, Ore. 91	Ovid, Colo. 5	Point of Rocks, Wyo. 1, 2	Riparia, Wash. 57	Sand Spring, Kans. 17	Spalding, Nebr. 25	The Dalles, Ore. C, F, U, W, 6, 11, 12, 92		
Mildale, Nebr. 32	Nisqually, Wash. 6	Ovid, Idaho 52	Polk, Nebr. 23	Ririe, Idaho 57	Sandwich, Colo. 17	Spangle, Wash. 77, 83	Thera, Wash. 76		
Miller, Nebr. 32	Noble, Idaho 6	Owasco, Nebr. 1, 2	Pomeroy, Wash. 77	Rising City, Wash. 76	Sands, Calif. 3	Spanish Fork, Utah 98	Thermo, Utah 3		
Miller, Ore. 6, 92	Nolan, Kans. 33	Owinza, Idaho 6	Pomona, Calif. 3	Rising City, Nebr. 23	Sandy, Utah 98	Sparks, Nev. 4	Thornesen, Idaho 20		
Millis, Wyo. 1, 2	Nolin, Ore. 6	Owyhee, Idaho 6	Porter, Ore. 6	Rivada, Idaho 66	San Francisco, Calif. B, E, N, X, Y, 1, 2, 4	Speece, Ore. 90	Thornberry, Ore. 91		
Milliken, Colo. 43	Norfolk, Nebr. 27	Oxford, Idaho 20	Portage, Utah 50	River Bend, Colo. 17	San Pedro, Calif. A, D, 3, 98, 100	Spencer, Wyo. 18	Thorn Hollow, Ore. 6		
Millroad, Ore. 6	North Bend, Nebr. 1, 2, 5	Ozma, Ore. 6	Portland, Ore. C, F, U, W, X, Y, Z, 6, 11, 12, 74, 75, 76, 77, 81, 85, 89, 90, 93, 94	Riverdale, Calif. A, D, S, 3, 98	Santaquin, Utah 98	Spence, Kans. 35	Thornton, Idaho 48		
Mills, Utah 98	North Fork, Ore. 6	Ozone, Wyo. 1, 2	Portland, Ore. C, F, U, W, X, Y, Z, 6, 11, 12, 74, 75, 76, 77, 81, 85, 89, 90, 93, 94	Riverside, Calif. A, D, S, 3, 98	Saratoga, Wyo. 46	Spencer, Idaho 9, 20	Thornton, Wash. 76		
Milner, Idaho 60	North Jct., Ore. 92	Paddock, Nebr. 1, 2, 5	Pomona, Calif. 3	Riverside, Ore. 70	Saroben, Nebr. 30	Spica, Kans. 41	Thummel, Nebr. 1, 2, 5		
Milo, Idaho 57	North Lapwai, Ida. 85	Pagari, Idaho 64	Porter, Ore. 6	Riverview, Wyo. 1, 2	Saroben, Nebr. 30	Spofoff, Ore. 77	Ticaska, Idaho 6		
Milton, Ore. 77	North Loup, Nebr. 28	Page, Wash. 11, 74	Portage, Utah 50	Roach, Nev. 3	Sax, Ore. 77	Spokane, Wash. K, L, T, W, X, 6, 8, 11, 12, 74, 77, 83, 88	Tikura, Idaho 64		
Miltonvale, Kans. 38	North Platte, Nebr. A, B, C, G, 1, 2, 3, 4, 5, 6, 30	Page City, Kans. 17	Portal, Nebr. 1, 2	Roberts, Idaho 9, 20	Sax, Ore. 77	Spokane, Wash. K, L, T, W, X, 6, 8, 11, 12, 74, 77, 83, 88	Tintio, Utah 3, 103		
Minam, Ore. 78	Northport, Nebr. 30	Palco, Kans. 41	Porter, Ore. 6	Robinette, Ore. 72	Sawyer, Wash. 81	Spokane, Wash. K, L, T, W, X, 6, 8, 11, 12, 74, 77, 83, 88	Tipton, Wyo. 1, 2		
Mineral, Ore. 72	North Powder, Ore. 6, 12	Palisade, Nev. 4	Porter, Ore. 6	Robinson, Kans. 35	Sax, Ore. 77	Spokane, Wash. K, L, T, W, X, 6, 8, 11, 12, 74, 77, 83, 88	Tomas, Utah 3		
Mingo, Kans. 41	No. Prosser, Wash. 81	Palm Lake, Wash. 74	Porter, Ore. 6	Robinson, Wyo. 1, 2	Sax, Ore. 77	Spokane, Wash. K, L, T, W, X, 6, 8, 11, 12, 74, 77, 83, 88	Tonganoxy, Kans. 36		
Minidoka, Idaho. C, F, U, 6, 12, 60, 61	No. Puyallup, Wash. 6	Palouse, Wash. 83	Porter, Ore. 6	Rock Creek, Ore. 90	Sax, Ore. 77	Spokane, Wash. K, L, T, W, X, 6, 8, 11, 12, 74, 77, 83, 88	Topeka, Kans. D, E, F, H, 17, 33		
Minneapolis, Kans. 39	North Salt Lake, Ut. 9	Panaca, Nev. 107	Porter, Ore. 6	Rockford, Idaho 56	Sax, Ore. 77	Spokane, Wash. K, L, T, W, X, 6, 8, 11, 12, 74, 77, 83, 88	Torrington, Wyo. (See So. Torrington) 30		
Minneapolis, Minn. 3	North Topeka, Kans. (See Topeka, Kans.)	Papillion, Nebr. 1, 2	Porter, Ore. 6	Rockford, Wash. 88	Sax, Ore. 77	Spokane, Wash. K, L, T, W, X, 6, 8, 11, 12, 74, 77, 83, 88	Touchet, Wash. 75		
Minto, Nev. 3	Northway, Colo. 5, 18	Paradise, Kans. 41	Porter, Ore. 6	Rock Island, Idaho 6	Sax, Ore. 77	Spokane, Wash. K, L, T, W, X, 6, 8, 11, 12, 74, 77, 83, 88	Touhy, Nebr. 22		
Mira Loma, Calif. 3	Norwood, Idaho 67	Paradise, Nebr. 1, 2	Porter, Ore. 6	Rock River, Wyo. 1, 2	Sax, Ore. 77	Spokane, Wash. K, L, T, W, X, 6, 8, 11, 12, 74, 77, 83, 88	Toulon, Kans. 17		
Mission, Ore. 6	Notus, Idaho 6	Pardee, Idaho 85	Porter, Ore. 6	Rock Springs, Wyo. A, B, C, E, 1, 2, 3, 4, 6, 18	Sax, Ore. 77	Spokane, Wash. K, L, T, W, X, 6, 8, 11, 12, 74, 77, 83, 88	Tracy, Wyo. 1, 2		
Mitchell, Nebr. (See So. Mitchell) 30	Novena, Idaho 6	Pardeale Jct., Colo. 42	Porter, Ore. 6	Rockville, Nebr. 29	Sax, Ore. 77	Spokane, Wash. K, L, T, W, X, 6, 8, 11, 12, 74, 77, 83, 88	Travers, Idaho 61		
Mitchell, Idaho 20	Nuggett, Wyo. 6	Park City, Utah 49	Porter, Ore. 6	Rocky Ford, Kans. 34	Sax, Ore. 77	Spokane, Wash. K, L, T, W, X, 6, 8, 11, 12, 74, 77, 83, 88	Tremain, Wyo. 30		
Moapa, Nev. 3, 108	Nunn, Colo. 18	Parkdale Jct., Colo. 42	Porter, Ore. 6	Rocky Mountain National Park 43	Sax, Ore. 77	Spokane, Wash. K, L, T, W, X, 6, 8, 11, 12, 74, 77, 83, 88	Tremont, Utah 50		
Moclock, Wash. 76	Nutria, Wyo. 6	Parker, Idaho 58	Porter, Ore. 6	Rodeo, Ore. 70	Sax, Ore. 77	Spokane, Wash. K, L, T, W, X, 6, 8, 11, 12, 74, 77, 83, 88	Trenton, Kans. 41		
Modena, Utah 3	Nyssa, Ore. 6, 12, 69	Parker, Wash. 81	Porter, Ore. 6	Rogers, Nebr. 1, 2	Sax, Ore. 77	Spokane, Wash. K, L, T, W, X, 6, 8, 11, 12, 74, 77, 83, 88	Trenton, Utah 20		
Mona, Utah 98	Oakdale Wash. 83	Park, Ore. 74	Porter, Ore. 6	Rogerson, Idaho 60	Sax, Ore. 77	Spokane, Wash. K, L, T, W, X, 6, 8, 11, 12, 74, 77, 83, 88	Trout, Idaho 63		
Monida, Mont. 9, 20	Oakland Pier, Calif. B, E, 4	Park City, Utah 49	Porter, Ore. 6	Roose, Nebr. 1, 2, 5	Sax, Ore. 77	Spokane, Wash. K, L, T, W, X, 6, 8, 11, 12, 74, 77, 83, 88	Troutdale, Ore. 6, 11		
Monell, Wyo. 1, 2	Oakley, Idaho 60, 63	Parkdale Jct., Colo. 42	Porter, Ore. 6	Roscoe, Nebr. 1, 2, 5	Sax, Ore. 77	Spokane, Wash. K, L, T, W, X, 6, 8, 11, 12, 74, 77, 83, 88	Troy, Kans. 35		
Monroe, Nebr. 24, 25	Oakley, Kans. D, E, F, H, 41	Parkdale Jct., Colo. 42	Porter, Ore. 6	Rose, Idaho 6	Sax, Ore. 77	Spokane, Wash. K, L, T, W, X, 6, 8, 11, 12, 74, 77, 83, 88	Truckee, Calif. B, E, 4		
Montebello, Calif. 3	Oasis, Utah 3	Parkdale Jct., Colo. 42	Porter, Ore. 6	Rose Lake, Idaho 88	Sax, Ore. 77	Spokane, Wash. K, L, T, W, X, 6, 8, 11, 12, 74, 77, 83, 88	Trudeau, Idaho 48		
Montello, Nev. 4	Oceonee, Nebr. 24, 25, 27	Parkdale Jct., Colo. 42	Porter, Ore. 6	Roseville, Calif. 4	Sax, Ore. 77	Spokane, Wash. K, L, T, W, X, 6, 8, 11, 12, 74, 77, 83, 88	Tucannon, Wash. 76, 77		
Montesano, Wash. 93	Odessa, Nebr. 32	Parkdale Jct., Colo. 42	Porter, Ore. 6	Rosvill, Kans. 17	Sax, Ore. 77	Spokane, Wash. K, L, T, W, X, 6, 8, 11, 12, 74, 77, 83, 88	Tunega, Idaho 6		
Montour, Idaho 67	O'Fallons, Nebr. 1, 2, 30	Parkdale Jct., Colo. 42	Porter, Ore. 6	Rothas, Idaho 56	Sax, Ore. 77	Spokane, Wash. K, L, T, W, X, 6, 8, 11, 12, 74, 77, 83, 88	Turkey Creek, Kans. 17		
Montpelier, Ida. C, 6, 52	Ogallah, Kans. 17	Parkdale Jct., Colo. 42	Porter, Ore. 6	Rowna, Ore. 6	Sax, Ore. 77	Spokane, Wash. K, L, T, W, X, 6, 8, 11, 12, 74, 77, 83, 88	Turner, Wash. 82		
Monument, Kans. 17	Ogallah, Nebr. 1, 2, 5	Parkdale Jct., Colo. 42	Porter, Ore. 6	Rowland, Calif. 3	Sax, Ore. 77	Spokane, Wash. K, L, T, W, X, 6, 8, 11, 12, 74, 77, 83, 88	Tuttle, Idaho 61		
Moody, Idaho 57	O'Gara, Ida. 88	Parkdale Jct., Colo. 42	Porter, Ore. 6	Rox, Nev. 3	Sax, Ore. 77	Spokane, Wash. K, L, T, W, X, 6, 8, 11, 12, 74, 77, 83, 88	Twain Falls, Ida. 60		
Moore, Idaho 56	Ogden, Utah. A, B, D, E, J, N, R, S, T, U, 1, 2, 3, 4, 12, 18, 19, 20	Parkdale Jct., Colo. 42	Porter, Ore. 6	Roy, Utah 19	Sax, Ore. 77	Spokane, Wash. K, L, T, W, X, 6, 8, 11, 12, 74, 77, 83, 88	Twinn Groves, Ida. 48		
Moore, Kans. 36	Ogden, Utah. A, B, D, E, J, N, R, S, T, U, 1, 2, 3, 4, 12, 18, 19, 20	Parkdale Jct., Colo. 42	Porter, Ore. 6	Ryderwood, Wash. (See Olequa) 6	Sax, Ore. 77	Spokane, Wash. K, L, T, W, X, 6, 8, 11, 12, 74, 77, 83, 88	Tyhee, Idaho 20		
Moore, Nev. 3	Ogden, Utah. A, B, D, E, J, N, R, S, T, U, 1, 2, 3, 4, 12, 18, 19, 20	Parkdale Jct., Colo. 42	Porter, Ore. 6	Sabatha, Kans. 35	Sax, Ore. 77	Spokane, Wash. K, L, T, W, X, 6, 8, 11, 12, 74, 77, 83, 88			
Mora, Idaho 6	Ogden, Utah. A, B, D, E, J, N, R, S, T, U, 1, 2, 3, 4, 12, 18, 19, 20	Parkdale Jct., Colo. 42	Porter, Ore. 6	Sable, Colo. 17	Sax, Ore. 77	Spokane, Wash. K, L, T, W, X, 6, 8, 11, 12, 74, 77, 83, 88			
Moray, Kans. 35	Ogden, Utah. A, B, D, E, J, N, R, S, T, U, 1, 2, 3, 4, 12, 18, 19, 20	Parkdale Jct., Colo. 42	Porter, Ore. 6	Sacramento, Calif. B, E, X, Y, 4	Sax, Ore. 77	Spokane, Wash. K, L, T, W, X, 6, 8, 11, 12, 74, 77, 83, 88			
Moreland, Idaho 56	Ogden, Utah. A, B, D, E, J, N, R, S, T, U, 1, 2, 3, 4, 12, 18, 19, 20	Parkdale Jct., Colo. 42	Porter, Ore. 6	Sage, Wyo. 6	Sax, Ore. 77	Spokane, Wash. K, L, T, W, X, 6, 8, 11, 12, 74, 77, 83, 88			
Morgan, Ore. 89	Ogden, Utah. A, B, D, E, J, N, R, S, T, U, 1, 2, 3, 4, 12, 18, 19, 20	Parkdale Jct., Colo. 42	Porter, Ore. 6	Sago, Ore. 6	Sax, Ore. 77	Spokane, Wash. K, L, T, W, X, 6, 8, 11, 12, 74, 77, 83, 88			
Morgan, Utah 1	Ogden, Utah. A, B, D, E, J, N, R, S, T, U, 1, 2, 3, 4, 12, 18, 19, 20	Parkdale Jct., Colo. 42	Porter, Ore. 6	Saginaw, Wash. 93	Sax, Ore. 77	Spokane, Wash. K, L, T, W, X, 6, 8, 11, 12, 74, 77, 83, 88			
Moriand, Kans. 41	Ogden, Utah. A, B, D, E, J, N, R, S, T, U, 1, 2, 3, 4, 12, 18, 19, 20	Parkdale Jct., Colo. 42	Porter, Ore. 6	St. Anthony, Idaho 103	Sax, Ore. 77	Spokane, Wash. K, L, T, W, X, 6, 8, 11, 12, 74, 77, 83, 88			
Moro, Ore. (See So. Morrill) 30	Ogden, Utah. A, B, D, E, J, N, R, S, T, U, 1, 2, 3, 4, 12, 18, 19, 20	Parkdale Jct., Colo. 42	Porter, Ore. 6	Silver Lake, Kans. 17	Sax, Ore. 77	Spokane, Wash. K, L, T, W, X, 6, 8, 11, 12, 74, 77, 83, 88			
Morrill, Kans. 35	Ogden, Utah. A, B, D, E, J, N, R, S, T, U, 1, 2, 3, 4, 12, 18, 19, 20	Parkdale Jct., Colo. 42	Porter, Ore. 6	Silver Creek, Nebr. 1, 2, 5	Sax, Ore. 77	Spokane, Wash. K, L, T, W, X, 6, 8, 11, 12, 74, 77, 83, 88			
Morris, Utah 3	Ogden, Utah. A, B, D, E, J, N, R, S, T, U, 1, 2, 3, 4, 12, 18, 19, 20	Parkdale Jct., Colo. 42	Porter, Ore. 6	Silver Lake, Kans. 17	Sax, Ore. 77	Spokane, Wash. K, L, T, W, X, 6, 8, 11, 12, 74, 77, 83, 88			
Morton, Utah 30	Ogden, Utah. A, B, D, E, J, N, R, S, T, U, 1, 2, 3, 4, 12, 18, 19, 20	Parkdale Jct., Colo. 42	Porter, Ore. 6	Silver Lake, Kans. 17	Sax, Ore. 77	Spokane, Wash. K, L, T, W, X, 6, 8, 11, 12, 74, 77, 83, 88			
Moscow, Ida. K, L, 76, 77, 83	Ogden, Utah. A, B, D, E, J, N, R, S, T, U, 1, 2, 3, 4, 12, 18, 19, 20	Parkdale Jct., Colo. 42	Porter, Ore. 6	Silver Lake, Kans. 17	Sax, Ore. 77	Spokane, Wash. K, L, T, W, X, 6, 8, 11, 12, 74, 77, 83, 88			
Moses, Wash. 85	Ogden, Utah. A, B, D, E, J, N, R, S, T, U, 1, 2, 3, 4, 12, 18, 19, 20	Parkdale Jct., Colo. 42	Porter, Ore. 6	Silver Lake, Kans. 17	Sax, Ore. 77	Spokane, Wash. K, L, T, W, X, 6, 8, 11, 12, 74, 77, 83, 88			
Moser, Ore. 11	Ogden, Utah. A, B, D, E, J, N, R, S, T, U, 1, 2, 3, 4, 12, 18, 19, 20	Parkdale Jct., Colo. 42	Porter, Ore. 6	Silver Lake, Kans. 17	Sax, Ore. 77	Spokane, Wash. K, L, T, W, X, 6, 8, 11, 12, 74, 77, 83, 88			
Moss, Idaho 6	Ogden, Utah. A, B, D, E, J, N, R, S, T, U, 1, 2,								

Table No.	Table No.	Table No.	Table No.	Table No.	Table No.	Table No.	Table No.
Verdi, Kans.....39	Wahsatch, Utah...1, 2	Wamego, Kans.....17	Watt, Idaho.....88	Weston, Ore.....77	Williamstown, Kans.....17	Wood River, Nebr.....1, 2, 5	(Yellowstone Nat. P'k) C, F, O, P, R, 6, 20, 48
Verne, Wyo.....1, 2	Waitsburg, Wash 77,82	Wamsutter, Wyo. 1, 2	Wawawai, Wash...85	West Tenino, Wash.6	Willows, Ore.....6	Woodruff, Idaho...50	Yermo, Calif.....3
Vesper, Kans.....41	Wakeeney, Kans...17	Wann, Nev.....3	Weatherby, Ore...6	West Yellowstone, Mont...C, F, O, P, R, 6, 20, 48	Willow Island, Nebr.....1, 2, 5	Woods Cross, Utah 19	Yocemento, Kans...17
Veteran, Wyo.....30	Wakefield, Kans...38	Wanship, Utah....49	Webster, Utah....51	Wheelon, Utah....20	Willow Spgs., Ida.50	Woodville, Nebr...24	York, Utah.....98
Victor, Ida...O, P, 54	Walcott, Wyo,1, 2, 46	Wapello, Idaho....20	Weir, Colo.....1, 2	Whitman, Wash...75	Wilma, Wash.....85	Wooleys Idaho...6	Young, Idaho....20
Victoria, Kans...17	Waldo, Kans.....41	Wapi, Idaho.....6	Weiser, Ida.6, 12, 79	Whitney, Idaho...51	Wilson, Kans.....17	Workman, Calif...100	Yoxall, Colo....42
Victorville, Calif...3	Walker, Idaho....57	Warm River, Idaho.48	Welch's, Wash...77	Whittier, Calif...101	Winlock, Wash...6	Worthington, Ida...61	Yutan, Nebr....22
Vigo, Nev.....3	Walker, Kans....88	Warner, Utah.....3	Weldona, Colo....5	Whittier Jct., Calif .3	Winfred, Kans...33	Wycross, Wyo....30	
Villard, Wash...81	Wallace, Idaho....17	Warnerville, Nebr. 27	Wells, Nev.....4, 60	Wilcox, Ore.....91	Winlock, Wash...6	Wyeth, Ore.....6, 11	
Vincent, Ore.....78	Walla Walla, Wash., K, L, W, 6, 8, 12, 75, 77, 81, 82	Warrens, Idaho....66	Wells, Wash....74	Wilcox, Wyo.....1, 2	Winnemucca, Nev. 4	Wyoming, Wyo...1, 2	
Virdan, Idaho....56	Wallowa, Ore.....78	Wasco, Ore.....91	Wellsville, Utah...51	Wild Cat, Colo....43	Winona, Kans....17	Wyuta, Utah.....1, 2	
Virginia, Idaho...20	Wallula, Wash. K, L, T, W, X, 8, 11, 74, 75, 76, 81, 85	Washakie, Utah...50	Wendell, Idaho...61	Wild Horse, Colo...17	Wisner, Ore.....70		
Voda, Kans.....17	Walnut, Cali.....3	Washoe, Idaho...6	Weskan, Kans....17	Willard, Idaho...48	Wood, Idaho.....6	Yakima, Wash .K, L, W, 81	Zane, Utah.....3
Vroman, Nebr.1, 2, 5	Walters, Wash....76	Waterfall, Wyo....6	West, Utah.....51	Willada, Wash...76	Woodin, Mont...20	Yanka, Nebr.....23	Zenda, Idaho....20
Wade, Ore.....78		Watertown, Nebr. 1, 2, 5	Westland, Ore....6	Willard, Utah...20, 50	Woodland, Ida....79	Yellowstone, W., Mont.	Zillah, Wash....81
Wahoo, Nebr.....22		Wathena, Kans...35	Weston, Idaho....20		Woodland, Wash....6		Zion National Park, Ut. (See Cedar City, Ut.)
		Watkins, Colo....17	Weston, Nebr....22				Zurich, Kan....41



These formidable fighting machines can not take part in offensive action until they reach the theatre of war. No matter to what extent production is stepped up, transportation still remains a vital factor. That's where Union Pacific is doing a job of which we are mighty proud.

Over the Strategic Middle Route, connecting the East with the West, gigantic freight locomotives are hauling tanks, guns, plane parts and other war materials. Trainloads of troops roll over the steel rails. A great army — in workmen's uniform — are "keeping" em rolling." That's their job — and they're doing it!

**UNION PACIFIC
RAILROAD**

**TANKS DON'T FIGHT
IN FACTORIES!**

"KEEP 'EM ROLLING"

THE RAILROADS ARE THE FIRST LINE OF DEFENSE

Union Pacific *Streamliner* Schedules

Extra Fare Trains between Chicago and Los Angeles

Westbound—Read Down

Eastbound—Read Up

Streamliner City of Los Angeles Same Sailing Dates Each Month See Calendar Page 7										Stream- liner No. 103 ● ◆	(See Note A)	Stream- liner No. 104 ● ◆	Streamliner City of Los Angeles Same Sailing Dates Each Month See Calendar Page 7									
3	6	9	12	15	18	21	24	27	Last Day				5	8	11	14	17	20	23	26	29	Last Day
3	6	9	12	15	18	21	24	27	1	6.00	Lv Chicago (C.T.).....Ill. Ar	12.15	5	8	11	14	17	20	23	26	29	2
3	6	9	12	15	18	21	24	27	1	8.15	Lv Clinton.....Ia. Ar	9.50	5	8	11	14	17	20	23	26	29	2
3	6	9	12	15	18	21	24	27	1	9.30	Lv Cedar Rapids.....Ia. Ar	8.30	5	8	11	14	17	20	23	26	29	2
3	6	9	12	15	18	21	24	27	1	⊕11.13	Lv Ames.....Ia. Ar	⊕ 6.47	5	8	11	14	17	20	23	26	29	2
3	6	9	12	15	18	21	24	27	1	11.35	Lv Boone.....Ia. Lv	6.33	5	8	11	14	17	20	23	26	29	2
4	7	10	13	16	19	22	25	28	1	2.00	Ar Omaha.....Neb. Lv	4.15	5	8	11	14	17	20	23	26	29	2
											Union Pacific											
4	7	10	13	16	19	22	25	28	1	2.10	Lv Omaha.....Neb. Ar	4.05	5	8	11	14	17	20	23	26	29	2
4	7	10	13	16	19	22	25	28	1	4.21	Lv Grand Island.....Neb. Lv	1.50	5	8	11	14	17	20	23	26	29	2
4	7	10	13	16	19	22	25	28	1	6.20	Ar North Platte (C.T.).....Neb. Lv	11.54	4	7	10	13	16	19	22	25	28	1
4	7	10	13	16	19	22	25	28	1	5.24	Lv North Platte (M.T.).....Neb. Ar	10.49	4	7	10	13	16	19	22	25	28	1
4	7	10	13	16	19	22	25	28	1	7.13	Lv Sidney.....Neb. Lv	9.01	4	7	10	13	16	19	22	25	28	1
4	7	10	13	16	19	22	25	28	1	9.00	Ar Cheyenne.....Wyo. Lv	7.30	4	7	10	13	16	19	22	25	28	1
4	7	10	13	16	19	22	25	28	1	9.10	Ar Cheyenne.....Wyo. Ar	7.20	4	7	10	13	16	19	22	25	28	1
4	7	10	13	16	19	22	25	28	1	10.35	Lv Laramie.....Wyo. Lv	6.01	4	7	10	13	16	19	22	25	28	1
4	7	10	13	16	19	22	25	28	1	12.31	Lv Rawlins.....Wyo. Lv	4.01	4	7	10	13	16	19	22	25	28	1
4	7	10	13	16	19	22	25	28	1	2.55	Lv Green River.....Wyo. Lv	1.43	4	7	10	13	16	19	22	25	28	1
4	7	10	13	16	19	22	25	28	1	4.45	Lv Evanston.....Wyo. Lv	11.50	4	7	10	13	16	19	22	25	28	1
4	7	10	13	16	19	22	25	28	1	6.26	Ar Ogden.....Utah Lv	10.10	4	7	10	13	16	19	22	25	28	1
4	7	10	13	16	19	22	25	28	1	6.36	Ar Ogden.....Utah Ar	10.00	4	7	10	13	16	19	22	25	28	1
4	7	10	13	16	19	22	25	28	1	7.16	Ar Salt Lake City.....Utah Ar	9.20	4	7	10	13	16	19	22	25	28	1
4	7	10	13	16	19	22	25	28	1	7.21	Ar Salt Lake City.....Utah Ar	9.15	4	7	10	13	16	19	22	25	28	1
4	7	10	13	16	19	22	25	28	2	11.50	Lv Caliente (P.T.).....Nev. Ar	2.30	4	7	10	12	15	18	21	24	27	1
5	8	11	14	17	20	23	26	29	2	2.40	Lv Las Vegas.....Nev. Lv	11.41	3	6	9	12	15	18	21	24	27	1
5	8	11	14	17	20	23	26	29	2	△ 7.58	Ar San Bernardino.....Cal. Lv	6.10	3	6	9	12	15	18	21	24	27	1
5	8	11	14	17	20	23	26	29	2	9.21	Ar East Los Angeles.....Cal. Lv	4.50	3	6	9	12	15	18	21	24	27	1
5	8	11	14	17	20	23	26	29	2	9.45	Ar Los Angeles.....Cal. Lv	4.30	3	6	9	12	15	18	21	24	27	1
											Southern Pacific											
5	8	11	14	17	20	23	26	29	2	△ 10.00	Ar Pasadena.....Cal. Lv	△ 3.50	3	6	9	12	15	18	21	24	27	1
5	8	11	14	17	20	23	26	29	2	△ 10.25	Ar Glendale.....Cal. Lv	△ 3.20	3	6	9	12	15	18	21	24	27	1
5	8	11	14	17	20	23	26	29	2	△ 10.30	Ar Anaheim.....Cal. Lv	△ 3.25	3	6	9	12	15	18	21	24	27	1
5	8	11	14	17	20	23	26	29	2	△ 10.15	Ar Long Beach.....Cal. Lv	△ 3.40	3	6	9	12	15	18	21	24	27	1
5	8	11	14	17	20	23	26	29	2	△ 10.65	Ar San Pedro.....Cal. Lv	△ 2.55	3	6	9	12	15	18	21	24	27	1

Extra Fare Trains between Chicago and San Francisco

Westbound—Read Down

Eastbound—Read Up

Streamliner City of San Francisco Same Sailing Dates Each Month See Calendar Page 7										Stream- liner No. 101 ● ◆	(See Note A)	Stream- liner No. 102 ● ◆	Streamliner City of San Francisco Same Sailing Dates Each Month See Calendar Page 7									
2	5	8	11	14	17	20	23	26	29				4	7	10	13	16	19	22	25	28	*
2	5	8	11	14	17	20	23	26	29	6.00	Lv Chicago (C.T.).....Ill. Ar	12.15	4	7	10	13	16	19	22	25	28	*
2	5	8	11	14	17	20	23	26	29	9.15	Lv Clinton.....Iowa Ar	9.50	4	7	10	13	16	19	22	25	28	*
2	5	8	11	14	17	20	23	26	29	9.30	Lv Cedar Rapids.....Iowa Ar	8.30	4	7	10	13	16	19	22	25	28	*
3	6	9	12	15	18	21	24	27	30	⊕11.13	Lv Ames.....Iowa Ar	⊕ 6.47	4	7	10	13	16	19	22	25	28	*
3	6	9	12	15	18	21	24	27	30	11.35	Lv Boone.....Iowa Lv	6.33	4	7	10	13	16	19	22	25	28	*
3	6	9	12	15	18	21	24	27	30	2.00	Ar Omaha.....Neb. Lv	4.15	4	7	10	13	16	19	22	25	28	*
											Union Pacific											
3	6	9	12	15	18	21	24	27	30	2.10	Lv Omaha.....Neb. Ar	4.05	4	7	10	13	16	19	22	25	28	*
3	6	9	12	15	18	21	24	27	30	4.21	Lv Grand Island.....Neb. Lv	1.50	4	7	10	13	16	19	22	25	28	*
3	6	9	12	15	18	21	24	27	30	6.20	Ar North Platte (C.T.).....Neb. Lv	11.54	3	6	9	12	15	18	21	24	27	30
3	6	9	12	15	18	21	24	27	30	5.24	Lv North Platte (M.T.).....Neb. Ar	10.49	3	6	9	12	15	18	21	24	27	30
3	6	9	12	15	18	21	24	27	30	7.13	Lv Sidney.....Neb. Lv	9.01	3	6	9	12	15	18	21	24	27	30
3	6	9	12	15	18	21	24	27	30	9.00	Ar Cheyenne.....Wyo. Lv	7.30	3	6	9	12	15	18	21	24	27	30
3	6	9	12	15	18	21	24	27	30	9.10	Ar Cheyenne.....Wyo. Ar	7.20	3	6	9	12	15	18	21	24	27	30
3	6	9	12	15	18	21	24	27	30	10.35	Lv Laramie.....Wyo. Lv	6.01	3	6	9	12	15	18	21	24	27	30
3	6	9	12	15	18	21	24	27	30	12.31	Lv Rawlins.....Wyo. Lv	4.01	3	6	9	12	15	18	21	24	27	30
3	6	9	12	15	18	21	24	27	30	2.55	Lv Green River.....Wyo. Lv	1.43	3	6	9	12	15	18	21	24	27	30
3	6	9	12	15	18	21	24	27	30	4.45	Lv Evanston.....Wyo. Lv	11.50	3	6	9	12	15	18	21	24	27	30
3	6	9	12	15	18	21	24	27	30	6.26	Ar Ogden (M.T.).....Utah Lv	10.10	3	6	9	12	15	18	21	24	27	30
											Southern Pacific											
3	6	9	12	15	18	21	24	27	30	5.36	Lv Ogden (P.T.).....Utah Ar	9.00	3	6	9	12	15	18	21	24	27	30
4	7	10	13	16	19	22	25	28	*	2.46	Ar Reno.....Nev. Lv	11.30	2	5	8	11	14	17	20	23	26	29
4	7	10	13	16	19	22	25	28	*	7.20	Ar Sacramento.....Cal. Lv	6.48	2	5	8	11	14	17	20	23	26	29
4	7	10	13	16	19	22	25	28	*	8.57	Ar Berkeley.....Cal. Lv	5.20	2	5	8	11	14	17	20	23	26	29
4	7	10	13	16	19	22	25	28	*	9.08	Ar Oakland (16th St.).....Cal. Lv	5.02	2	5	8	11	14	17	20	23	26	29
4	7	10	13	16	19	22	25	28	*	9.50	Ar San Francisco.....Cal. Lv	4.30	2	5	8	11	14	17	20	23	26	29

Footnotes

◆ Reservations for space, Pullman or coach, on the "City of Los Angeles" and the "City of San Francisco" must be obtained before the train is boarded and should be applied for as much in advance as possible. Extra fare tickets will not be sold unless space has been reserved, and each person, including children of any age, who is to occupy space to the exclusion of other passengers, must hold such space assignment before he will be permitted to board train. These trains are operated primarily for through passengers. However, if unsold space is available 48 hours prior to departure from terminal, and extra fare ticket is bought and reservation made before train is boarded, they will carry local passengers between any two scheduled stops. Lounge cars are for convenience of sleeping car passengers and seats in them will not be reserved or sold. Reduced fare tickets for Clergy, charity, etc., are not honored on these trains.

● Persons using "City of Los Angeles," "City of San Francisco," and the "City of Portland," should ask Baggage Agents or any U. P. Representative listed on pages 62-63 of this folder to attach to each piece of checked baggage a distinctive tag indicating train on which it is to be handled.
 Note A—See pages 8 to 13, and 20, for Streamliner equipment; 58 to 61 for railroad fares and Pullman rates.
 ⊕ Stops only to take or let off paying passengers to or from Ogden and west.
 △ Stops only to let off paying passengers.
 * Arrives at these points on the 31st of a 31-day month, or on the 1st following a 30-day month.
 ▲ Motor Bus connection at East Los Angeles. Also see tables 99, 100 and 101.
 (C.T.) Central time. (M.T.) Mountain time. (P.T.) Pacific time.

Union Pacific Streamliner Schedules

The Streamliner City of Portland

Westbound—Read Down				(See Note A)				Eastbound—Read Up				
Same Sailing Dates Each Mo See Calendar This Page	Stream-liner No. 1	Between CHICAGO and PORTLAND No Extra Fare		Stream-liner No. 2	Same Sailing Dates Each Mo See Calendar This Page	Between CHICAGO and PORTLAND No Extra Fare		Stream-liner No. 111 Daily	Same Sailing Dates Each Mo See Calendar This Page	Between CHICAGO and DENVER No Extra Fare		Stream-liner No. 112 Daily
		C. & N. W.	Union Pacific			C. & N. W.	Union Pacific			C. & N. W.	Union Pacific	
4 10 16 22 28	6.00	Lv Chicago (C.T.)	Ill. Ar	12.15	3 9 15 21 27	Lv Chicago (C.T.)	Ill. Ar	5.45	3 9 15 21 27	Lv Chicago (C.T.)	Ill. Ar	9.35
4 10 16 22 28	8.15	Lv Clinton	Ia. Ar	9.50	3 9 15 21 27	Lv Oak Park	Ill. Ar	7.16	3 9 15 21 27	Lv Oak Park	Ill. Ar	9.13
4 10 16 22 28	9.30	Lv Cedar Rapids	Ia. Ar	8.30	3 9 15 21 27	Lv Dixon	Ill. Ar	7.28	3 9 15 21 27	Lv Sterling	Ill. Ar	7.48
4 10 16 22 28	11.35	Lv Boone	Ia. Lv	6.33	3 9 15 21 27	Lv Clinton	Ill. Ar	8.00	3 9 15 21 27	Lv Cedar Rapids	Iowa Ar	7.10
5 11 17 23 29	2.00	Ar Omaha	Neb. Lv	4.15	3 9 15 21 27	Lv Marshalltown	Iowa Ar	9.15	3 9 15 21 27	Lv Ames	Iowa Ar	5.50
5 11 17 23 29	2.10	Union Pacific				Lv Boone	Iowa Ar	10.22	3 9 15 21 27	Lv Carroll	Iowa Lv	4.42
5 11 17 23 29	2.10	Lv Omaha	Neb. Ar	4.05	3 9 15 21 27	Lv Council Bluffs	Iowa Lv	10.58	3 9 15 21 27	Lv Omaha	Neb. Lv	4.08
5 11 17 23 29	4.21	Lv Grand Island	Neb. Lv	1.50	3 9 15 21 27	Ar Omaha	Neb. Lv	11.20	3 9 15 21 27	Lv Omaha	Neb. Lv	3.53
5 11 17 23 29	6.20	Lv North Platte (C.T.)	Neb. Lv	11.54	2 8 14 20 26	Lv Omaha	Neb. Lv	1.45	3 9 15 21 27	Lv Omaha	Neb. Lv	3.07
5 11 17 23 29	5.24	Lv North Platte (M.T.)	Neb. Ar	10.49	2 8 14 20 26	Lv Omaha	Neb. Lv	1.55	3 9 15 21 27	Lv Omaha	Neb. Lv	1.25
5 11 17 23 29	7.13	Lv Sidney	Neb. Lv	9.01	2 8 14 20 26	Lv Omaha	Neb. Lv	2.31	3 9 15 21 27	Lv Omaha	Neb. Lv	12.41
5 11 17 23 29	9.00	Ar Cheyenne	Wyo. Lv	7.30	2 8 14 20 26	Lv Omaha	Neb. Lv	3.11	3 9 15 21 27	Lv Omaha	Neb. Lv	12.01
5 11 17 23 29	9.10	Ar Cheyenne	Wyo. Ar	7.20	2 8 14 20 26	Lv Omaha	Neb. Lv	4.05	3 9 15 21 27	Lv Omaha	Neb. Lv	11.06
5 11 17 23 29	10.35	Lv Laramie	Wyo. Lv	6.01	2 8 14 20 26	Lv Omaha	Neb. Lv	4.43	3 9 15 21 27	Lv Omaha	Neb. Lv	10.28
5 11 17 23 29	12.31	Lv Rawlins	Wyo. Lv	4.01	2 8 14 20 26	Lv Omaha	Neb. Lv	6.03	3 9 15 21 27	Lv Omaha	Neb. Lv	9.07
5 11 17 23 29	2.55	Lv Green River	Wyo. Lv	1.43	2 8 14 20 26	Lv Omaha	Neb. Lv	5.15	3 9 15 21 27	Lv Omaha	Neb. Lv	8.02
5 11 17 23 29	7.40	Lv Poccatello	Ida. Lv	8.52	2 8 14 20 26	Lv Omaha	Neb. Lv	6.30	3 9 15 21 27	Lv Omaha	Neb. Lv	6.51
6 12 18 24 30	12.01	Lv Boise	Ida. Lv	4.30	2 8 14 20 26	Lv Omaha	Neb. Lv	7.21	3 9 15 21 27	Lv Omaha	Neb. Lv	6.00
6 12 18 24 30	1.55	Ar Huntington (M.T.)	Ore. Lv	2.42	2 8 14 20 26	Lv Omaha	Neb. Lv	8.45	3 9 15 21 27	Lv Omaha	Neb. Lv	4.41
6 12 18 24 30	12.57	Lv Huntington (P.T.)	Ore. Ar	1.40	2 8 14 20 26	Lv Omaha	Neb. Lv	9.45	3 9 15 21 27	Lv Omaha	Neb. Lv	3.55
6 12 18 24 30	5.35	Lv Pendleton	Ore. Lv	8.56	1 7 13 19 25	Lv Omaha	Neb. Lv			Lv Omaha	Neb. Lv	
6 12 18 24 30	9.45	Ar Portland	Ore. Lv	4.30	1 7 13 19 25	Lv Omaha	Neb. Lv			Lv Omaha	Neb. Lv	
6 12 18 24 30	⊕10.05	Lv Portland	Ore. Ar	⊕4.10	1 7 13 19 25	Lv Omaha	Neb. Lv			Lv Omaha	Neb. Lv	
6 12 18 24 30	1.08	Ar Tacoma	Wash. Lv	1.05	1 7 13 19 25	Lv Omaha	Neb. Lv			Lv Omaha	Neb. Lv	
6 12 18 24 30	⊕2.05	Ar Seattle	Wash. Lv	⊕12.10	1 7 13 19 25	Lv Omaha	Neb. Lv			Lv Omaha	Neb. Lv	

Footnotes

- Reservations for space, Pullman or coach, should be applied for as much in advance as possible. Tickets for or between intermediate stations will not be sold for the "City of Denver" until day of departure from terminal, if and when space is available. If space is available on the "City of Portland" 48 hours prior to departure from terminal it may be sold for or between intermediate stations. This applies to both coach and Pullmans. Reduced fare tickets for clergy, charity, etc., are honored on the "City of Denver", but not on the "City of Portland."
 - ⊕ Connecting streamliner Nos. 405 and 406 between Portland and Seattle; for additional train service between Portland and Seattle see page 27.
 - Note A—See pages 8 to 13, and 20, for Streamliner equipment; 58 to 61 for railroad fares and Pullman rates.
 - Persons using "City of Los Angeles," "City of San Francisco," and the "City of Portland" should ask Baggage Agents or any U. P. Representative listed on pages 62-63 of this folder to attach to each piece of checked baggage a distinctive tag indicating train on which it is to be handled.
- (C.T.) Central time. (M.T.) Mountain time. (P.T.) Pacific time.

Special Service Charges on Streamliners "City of Los Angeles" and "City of San Francisco"
 In effect June 28, 1942. Subject to change without notice.
 (Charges shown do not include federal tax)

BETWEEN AND— See Note ⬥ on page 6	Chicago, Ill.	Omaha, Neb.	G. Island, Neb.	N. Platte, Neb.	Sidney, Neb.	Cheyenne, Wyo.	Laramie, Wyo.	Rawlins, Wyo.	Gr. River, Wyo.	Evanston, Wyo.	Ogden, Utah	Salt Lake City, Utah
	Ogden, Utah..... Sleeper	11.25	7.50	7.50	7.50	7.50	3.75	3.75	3.75	3.75	3.75
Coach	3.75	2.50	2.50	2.50	2.50	1.25	1.25	1.25	1.25	1.25	1.25
Salt Lake City, Ut. Sleeper	11.25	7.50	7.50	7.50	7.50	3.75	3.75	3.75	3.75	3.75	3.75
Coach	3.75	2.50	2.50	2.50	2.50	1.25	1.25	1.25	1.25	1.25	1.25
Las Vegas, Nev. Sleeper	15.00	11.25	11.25	11.25	11.25	7.50	7.50	7.50	7.50	7.50	7.50
Coach	5.00	3.75	3.75	3.75	3.75	2.50	2.50	2.50	2.50	2.50	2.50
San Ber'dino, Cal. Sleeper	15.00	11.25	11.25	11.25	11.25	7.50	7.50	7.50	7.50	7.50	7.50
Coach	5.00	3.75	3.75	3.75	3.75	2.50	2.50	2.50	2.50	2.50	2.50
Los Angeles, Cal. Sleeper	15.00	11.25	11.25	11.25	11.25	7.50	7.50	7.50	7.50	7.50	7.50
Coach	5.00	3.75	3.75	3.75	3.75	2.50	2.50	2.50	2.50	2.50	2.50
Reno, Nev. Sleeper	15.00	11.25	11.25	11.25	11.25	7.50	7.50	7.50	7.50	7.50	7.50
Coach	5.00	3.75	3.75	3.75	3.75	2.50	2.50	2.50	2.50	2.50	2.50
Sacramento, Cal. Sleeper	15.00	11.25	11.25	11.25	11.25	7.50	7.50	7.50	7.50	7.50	7.50
Coach	5.00	3.75	3.75	3.75	3.75	2.50	2.50	2.50	2.50	2.50	2.50
San Francisco, Cal. Sleeper	15.00	11.25	11.25	11.25	11.25	7.50	7.50	7.50	7.50	7.50	7.50
Coach	5.00	3.75	3.75	3.75	3.75	2.50	2.50	2.50	2.50	2.50	2.50



SPEED — COMFORT — ECONOMY IN STREAMLINER COACH TRAVEL

Between Chicago and Denver—Daily.
 Between Chicago and Los Angeles—Every third day.
 Between Chicago and San Francisco—Every third day.
 Between Chicago and Portland-Seattle—Every sixth day.
 (The California Streamliners are "extra fare" trains)

The Streamliner City of Denver

Westbound—Read Down				(See Note A)				Eastbound—Read Up					
Same Sailing Dates Each Mo See Calendar This Page	Stream-liner No. 111 Daily	Between CHICAGO and DENVER No Extra Fare		Stream-liner No. 112 Daily	Same Sailing Dates Each Mo See Calendar This Page	Between CHICAGO and DENVER No Extra Fare		Stream-liner No. 111 Daily	Same Sailing Dates Each Mo See Calendar This Page	Between CHICAGO and DENVER No Extra Fare		Stream-liner No. 112 Daily	
		C. & N. W.	Union Pacific			C. & N. W.	Union Pacific			C. & N. W.	Union Pacific		
4 10 16 22 28	5.45	Lv Chicago (C.T.)	Ill. Ar	9.35	3 9 15 21 27	Lv Chicago (C.T.)	Ill. Ar	5.45	3 9 15 21 27	Lv Chicago (C.T.)	Ill. Ar	9.35	
4 10 16 22 28	7.16	Lv Oak Park	Ill. Ar	9.13	3 9 15 21 27	Lv Oak Park	Ill. Ar	7.16	3 9 15 21 27	Lv Oak Park	Ill. Ar	9.13	
4 10 16 22 28	7.28	Lv Dixon	Ill. Ar	7.48	3 9 15 21 27	Lv Dixon	Ill. Ar	7.28	3 9 15 21 27	Lv Dixon	Ill. Ar	7.48	
4 10 16 22 28	8.00	Lv Sterling	Ill. Ar	7.36	3 9 15 21 27	Lv Sterling	Ill. Ar	8.00	3 9 15 21 27	Lv Sterling	Ill. Ar	7.36	
5 11 17 23 29	9.15	Lv Clinton	Ill. Ar	7.10	3 9 15 21 27	Lv Clinton	Ill. Ar	9.15	3 9 15 21 27	Lv Clinton	Ill. Ar	7.10	
5 11 17 23 29	10.22	Lv Cedar Rapids	Iowa Ar	5.50	3 9 15 21 27	Lv Cedar Rapids	Iowa Ar	10.22	3 9 15 21 27	Lv Cedar Rapids	Iowa Ar	5.50	
5 11 17 23 29	10.58	Lv Marshalltown	Iowa Ar	4.42	3 9 15 21 27	Lv Marshalltown	Iowa Ar	10.58	3 9 15 21 27	Lv Marshalltown	Iowa Ar	4.42	
5 11 17 23 29	11.20	Lv Ames	Iowa Ar	4.08	3 9 15 21 27	Lv Ames	Iowa Ar	11.20	3 9 15 21 27	Lv Ames	Iowa Ar	4.08	
5 11 17 23 29	1.45	Lv Boone	Iowa Lv	3.53	3 9 15 21 27	Lv Boone	Iowa Lv	1.45	3 9 15 21 27	Lv Boone	Iowa Lv	3.53	
5 11 17 23 29	1.30	Lv Carroll	Iowa Lv	3.07	3 9 15 21 27	Lv Carroll	Iowa Lv	1.30	3 9 15 21 27	Lv Carroll	Iowa Lv	3.07	
5 11 17 23 29	1.45	Ar Council Bluffs	Iowa Lv	1.45	3 9 15 21 27	Ar Council Bluffs	Iowa Lv	1.45	3 9 15 21 27	Ar Council Bluffs	Iowa Lv	1.45	
5 11 17 23 29	1.35	Ar Omaha	Neb. Lv	1.35	3 9 15 21 27	Ar Omaha	Neb. Lv	1.35	3 9 15 21 27	Ar Omaha	Neb. Lv	1.35	
5 11 17 23 29	1.25	Union Pacific											
5 11 17 23 29	1.55	Lv Omaha	Neb. Ar	1.25	3 9 15 21 27	Lv Omaha	Neb. Ar	1.55	3 9 15 21 27	Lv Omaha	Neb. Ar	1.25	
5 11 17 23 29	2.31	Lv Fremont	Neb. Lv	12.41	3 9 15 21 27	Lv Fremont	Neb. Lv	2.31	3 9 15 21 27	Lv Fremont	Neb. Lv	12.41	
5 11 17 23 29	3.11	Lv Columbus	Neb. Lv	12.01	3 9 15 21 27	Lv Columbus	Neb. Lv	3.11	3 9 15 21 27	Lv Columbus	Neb. Lv	12.01	
5 11 17 23 29	4.05	Lv Grand Island	Neb. Lv	11.06	3 9 15 21 27	Lv Grand Island	Neb. Lv	4.05	3 9 15 21 27	Lv Grand Island	Neb. Lv	11.06	
5 11 17 23 29	4.43	Lv Kearney	Neb. Lv	10.28	3 9 15 21 27	Lv Kearney	Neb. Lv	4.43	3 9 15 21 27	Lv Kearney	Neb. Lv	10.28	
5 11 17 23 29	6.03	Ar North Platte (C.T.)	Neb. Lv	9.07	3 9 15 21 27	Ar North Platte (C.T.)	Neb. Lv	6.03	3 9 15 21 27	Ar North Platte (C.T.)	Neb. Lv	9.07	
5 11 17 23 29	5.15	Lv North Platte (M.T.)	Neb. Ar	8.02	3 9 15 21 27	Lv North Platte (M.T.)	Neb. Ar	5.15	3 9 15 21 27	Lv North Platte (M.T.)	Neb. Ar	8.02	
5 11 17 23 29	6.30	Lv Julesburg	Colo. Lv	6.51	3 9 15 21 27	Lv Julesburg	Colo. Lv	6.30	3 9 15 21 27	Lv Julesburg	Colo. Lv	6.51	
5 11 17 23 29	7.21	Ar Sterling	Colo. Lv	6.00	3 9 15 21 27	Ar Sterling	Colo. Lv	7.21	3 9 15 21 27	Ar Sterling	Colo. Lv	6.00	
5 11 17 23 29	8.45	Ar La Salle	Colo. Lv	4.41	3 9 15 21 27	Ar La Salle	Colo. Lv	8.45	3 9 15 21 27	Ar La Salle	Colo. Lv	4.41	
5 11 17 23 29	9.45	Ar Denver	Colo. Lv	3.55	3 9 15 21 27	Ar Denver	Colo. Lv	9.45	3 9 15 21 27	Ar Denver	Colo. Lv	3.55	

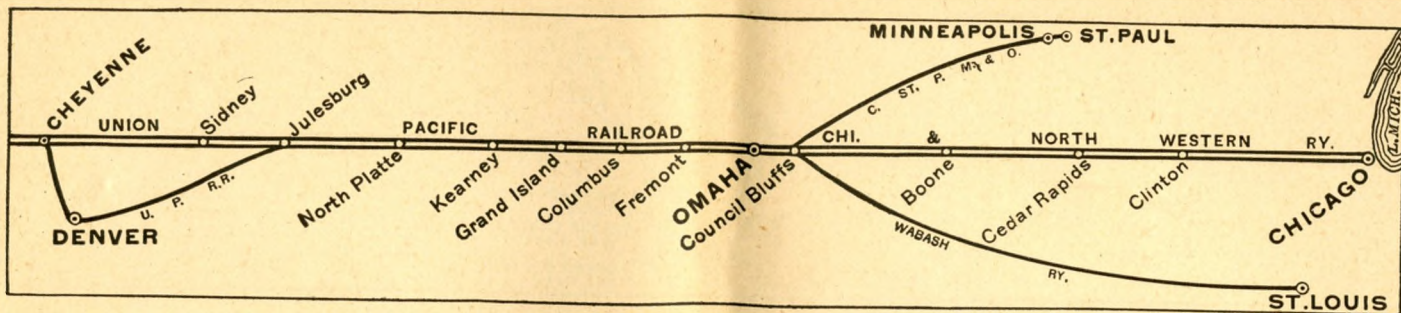
CONSULT THIS CALENDAR

in connection with

Union Pacific Streamliner Sailing Dates

1942		JULY							1942	
SUN	MON	TUE	WED	THU	FRI	SAT				
			1	2	3	4				
5	6	7	8	9	10	11				
12	13	14	15	16	17	18				
19	20	21	22	23	24	25				
26	27	28	29	30	31					

1942		AUGUST							1942	
SUN	MON	TUE	WED	THU	FRI	SAT				
						1				
2	3	4	5	6	7					



LOS ANGELES to CHICAGO via Omaha

Table A For complete schedules, see tables 1, 2, and 3	Streamliner City of Los Angeles 104 Example	Los Angeles Limited 38-28 Daily Example	The Challenger 8 Daily Example	Pacific Limited 24-22 Daily Example
Lv San Pedro	▲ 2.55 SUN	▲ 6.25 SUN	▲ 6.25 SUN	▲ 9.05 SUN
Lv Long Beach	▲ 3.40 "	▲ 7.10 "	▲ 7.10 "	▲ 9.45 "
Lv Anaheim	▲ 3.25 "	▲ 7.00 "	▲ 7.00 "	▲ 9.30 "
Lv Glendale	▲ 3.20 "	▲ 6.40 "	▲ 6.40 "	▲ 9.25 "
Lv Pasadena	▲ 3.50 "	▲ 7.20 "	▲ 7.20 "	▲ 9.55 "
Lv Los Angeles	4.30 "	8.00 "	8.05 "	10.30 "
" East Los Angeles	4.50 "	8.27 "	8.32 "	10.55 "
" Riverside	11.41 SUN	18.00 "	10.10 "	12.20 "
" San Bernardino	6.10 "	10.30 SUN	10.40 SUN	12.45 "
" Las Vegas	2.30 MON	5.50 MON	6.25 MON	8.15 "
Ar Caliente (P.T.)	3.34 "	9.00 "	9.45 "	11.50 SUN
Ar Caliente (M.T.)	10.15 "	10.15 "	11.00 "	1.05 MON
Ar Lund	f12.20 "	f12.20 "	f 1.00 "	3.21 MON
" Cedar City	○2.00 "	○2.00 "	○2.00 "	○9.00 "
Lv Cedar City	○11.00 "	○11.00 "	○11.00 "	○1.45 MON
Lv Lund	f12.20 "	f12.20 "	f 1.00 "	3.21 MON
" Milford	1.10 "	1.10 "	1.49 "	4.13 "
" Lynndyl	9.15 MON	3.05 "	3.37 "	6.20 "
Ar Salt Lake City	9.20 "	5.55 "	6.15 "	9.35 "
Lv Salt Lake City	10.00 "	6.25 "	6.45 "	10.30 "
Ar Ogden	10.10 "	7.20 "	7.45 "	11.40 "
Lv Ogden	10.10 "	7.40 "	8.20 "	1.05 "
Ar Evanston	9.11.50 "	9.24 "	10.15 MON	3.15 "
" Green River	1.38 MON	11.30 MON	12.35 TUE	5.50 "
" Rock Springs	4.00 MON	12.06 TUE	1.15 "	6.40 "
" Rawlins	6.01 "	2.25 "	3.40 "	9.45 MON
" Laramie	7.20 "	4.55 "	6.15 "	1.00 TUE
Ar Cheyenne (M.T.)	7.20 "	6.40 "	7.50 "	2.45 "
Ar Denver	7.30 MON	7.35 TUE	8.45 TUE	3.15 TUE
Ar Kansas City (C.T.)	9.00 "	9.30 "	10.30 "	5.35 "
Ar St. Louis (Wab.)	7.30 MON	7.45 WED	1.00 "	8.50 "
Lv Cheyenne (M.T.)	10.49 "	2.15 WED	2.10 "	10.00 "
Lv Sidney	11.54 MON	1.15 "	4.00 "	12.15 "
Lv North Platte (M.T.)	1.49 TUE	3.30 "	4.35 "	1.25 "
Lv North Platte (C.T.)	1.49 TUE	4.35 "	5.05 "	3.20 "
Ar Kearney	4.05 TUE	6.05 "	6.35 "	4.25 "
" Grand Island	4.05 TUE	f 7.10 "	7.30 "	5.35 TUE
" Columbus	4.05 TUE	8.15 TUE	8.30 TUE	5.35 TUE
" Fremont	4.05 TUE	8.15 TUE	8.30 TUE	5.35 TUE
Ar Omaha	4.05 TUE	8.15 TUE	8.30 TUE	5.35 TUE
C. & N. W.				
Lv Omaha	4.15 TUE	9.30 TUE	9.00 TUE	7.25 TUE
Ar Chicago	12.15 TUE	8.30 WED	8.35 WED	7.25 WED
C. & N. W. Line				
Lv Omaha	202-1-202	202-1-202	202-1-202	202-1-202
Ar Sioux City	9.15 TUE	9.15 TUE	9.15 TUE	9.15 TUE
Ar St. Paul	12.15 WED	12.15 WED	12.15 WED	12.15 WED
Ar Minneapolis	7.35 "	7.35 "	7.35 "	7.35 "
	8.10 WED	8.10 WED	8.10 WED	8.10 WED

Footnotes for Page 9

- ★ Regularly assigned through cars air-conditioned. ○ Motor Bus between Lund and Cedar City.
 - Makes ten round trips each month; see page 6 for sailing dates. (f) Stops only on signal.
 - ◆ The Challenger carries only coaches and Challenger (Pullman tourist) sleeping cars.
 - ▲ Motor Bus connections with main line trains at East Los Angeles, (C.T.) Central time (M.T.) Mountain time, (P.T.) Pacific time.
- Time between 12.01 midnight and 12.00 noon shown in light face type.
Time from 12.01 noon to 12.00 midnight shown in heavy face type.

Equipment for Page 9

- ★ **NO. 104—The Streamliner CITY OF LOS ANGELES** Extra Fare
 This train leaves Los Angeles 6th, 12th, 18th, 24th and last day of each month.
 Arrive Chicago via C. & N. W.
- Observation Bedroom Car... Los Angeles to Chicago—4 Double Bedrooms.
 Standard Sleeping Cars... Los Angeles to Chicago—11 Double Bedrooms.
 Los Angeles to Chicago—12 Open Sections.
 Los Angeles to Chicago—18 Roomettes.
 Los Angeles to Chicago—2 Drawing-rooms, 4 Compartments, 4 Double Bedrooms (4 cars).
 Coaches... Los Angeles to Chicago (2 cars—48 reclining seats each—all reserved).
 Cafe Lounge Car... Low cost meals and lounge for coach passengers.
 Main Dining Car... Regular meal service.
- This train leaves Los Angeles 3rd, 9th, 15th, 21st and 27th of each month.
 Arrive Chicago via C. & N. W.
- Standard Sleeping Cars... Los Angeles to Chicago—4 Compts., 3 D. R.
 Los Angeles to Chicago—11 Double Bedrooms.
 Los Angeles to Chicago—11 Double Bedrooms.
 Los Angeles to Chicago—2 Drawing-rooms, 4 Compartments, 4 Double Bedrooms (3 cars).
 Los Angeles to Chicago—13 Roomettes, 1 Section.
 "Little Nugget" Club Car... Los Angeles to Chicago (radio).
 Coaches... Los Angeles to Chicago (2 cars—52 reclining seats each—all reserved).
 Cafe Lounge Car... Low cost meals and lounge for coach passengers.
 Main Dining Car... Regular meal service.

★ NO. 38-28—LOS ANGELES LIMITED—DAILY

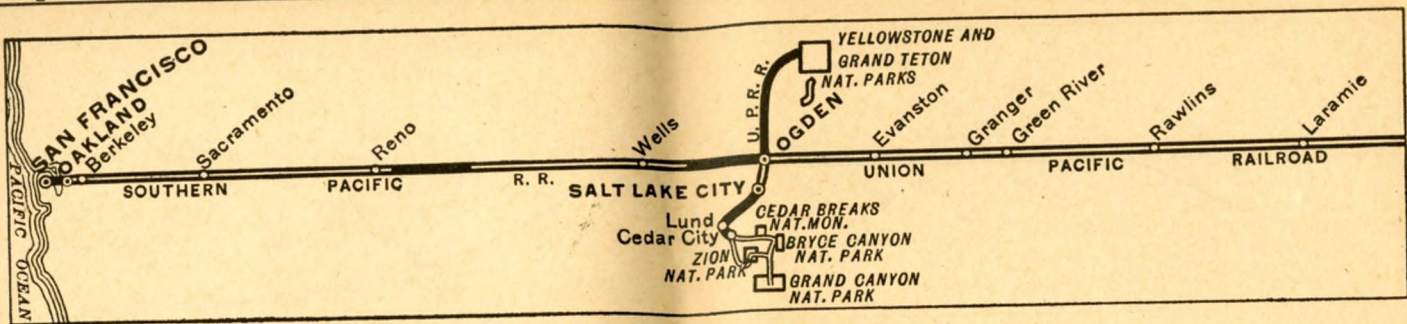
- No. 38 to Cheyenne; No. 28 to Chicago.
 Cars to Chicago and St. Paul—Minneapolis run via C. & N. W. east of Omaha
 All Pullman, no extra fare, Los Angeles to Chicago.
- Diner Lounge Car... Los Angeles to Denver (No. 38 east of Cheyenne).
 Standard Sleeping Cars... Los Angeles to Chicago—2 Drawing-rooms, 4 Compartments, 4 Double Bedrooms.
 Los Angeles to Chicago—6 Sections, 6 Roomettes, 4 Double Bedrooms.
 Los Angeles to St. Paul—Minneapolis—6 Sections, 6 Roomettes, 4 Double Bedrooms. (C. & N. W. 202-1-202 east of Omaha).
 Los Angeles to Denver and Kansas City—6 Sections, 6 Roomettes, 4 Double Bedrooms. (No. 38 east of Cheyenne).
 Los Angeles to Butte—6 Sections, 6 Roomettes, 4 Double Bedrooms. (No. 29 north of Salt Lake City).
 Salt Lake City to Chicago—10 Sections, 3 Double Bedrooms. (Only during Yellowstone season).
 Dining Car... Meal service.

★ NO. 8—The Challenger—DAILY

- All Coach and Challenger (tourist) Sleeping Car Train. Free Porter Service.
 Cars to Chicago and St. Paul—Minneapolis run via C. & N. W. east of Omaha.
- Challenger Sleeping Cars... Los Angeles to Chicago—14 Sections.
 (Pullman Tourist)
 Los Angeles to St. Paul—Minneapolis—14 Sections, Los Angeles to Denver and Kansas City—14 Sections (No. 4-38 east of Cheyenne).
 Reclining Seat Coaches... Los Angeles to Chicago, Los Angeles to Omaha.
 Los Angeles to Denver (No. 4-38 east of Cheyenne).
 Women-Childrens Coach... Los Angeles to Chicago (Reclining seats).
 (With Lounge Room) Los Angeles to Omaha (Reclining seats).
 Dining Car... Serving moderately priced meals.

★ NO. 24-22—PACIFIC LIMITED—DAILY

- No. 24 to Ogden; No. 22 to Chicago.
 Cars to Chicago run via C. & N. W. east of Omaha.
- Standard Sleeping Cars... Los Angeles to Chicago—10 Sec., 3 Double Bedrooms.
 Las Vegas to Denver—12 Sections, Drawing-rooms. (Occupancy at Denver until 8.00 a.m.).
 Tourist Sleeping Car... Los Angeles to Chicago—16 Sections.
 Reclining Seat Coaches... Los Angeles to Omaha and Chicago.
 Dining Car... Meal Service.



CHICAGO to SAN FRANCISCO via Omaha

Table B		Streamliner City of San Francisco 101 Example	San Francisco Overland Ltd. 27 Daily Example	The Challenger 87 Daily Example	Pacific Limited 21 Daily Example
For complete schedules, see tables 1, 2, and 4.					
C. & N. W.					
Lv Chicago	6.00 SUN	9.00 SUN	9.20 SUN	10.00 SUN	10.00 SUN
Ar Omaha	2.00 MON	7.55 MON	8.29 MON	10.00 SUN	10.00 SUN
C. & N. W.					
Lv Minneapolis		(201-2-201)	(201-2-201)	(203-10-203)	
Lv St. Paul		8.05 SUN	8.05 SUN	8.40 SUN	
Lv Sioux City		8.45 "	8.45 "	9.15 "	
Ar Omaha		4.20 MON	4.20 MON	5.35 "	
		7.15 MON	7.15 MON	8.00 SUN	
Union Pacific					
Lv Omaha	2.10 MON	8.45 MON	9.15 MON	10.35 SUN	
" Fremont		9.33 "	10.03 "	11.23 "	
" Columbus		f 10.25 "	10.55 "	12.15 MON	
" Grand Island	4.21 MON	11.55 "	12.25 "	1.45 "	
" Kearney		f 12.48 "	1.18 "	2.40 "	
Ar North Platte (C.T.)	6.20 MON	1.50 "	3.10 "	4.35 "	
Lv North Platte (M.T.)	5.24 "	1.50 "	2.20 "	3.55 "	
" Sidney	7.13 "	4.35 "	5.10 "	7.45 "	
Ar Cheyenne	9.00 "	7.00 "	7.40 "	10.30 "	
Lv St. Louis (Wab) (CT)		1.50 SUN	1.50 SUN	1.50 SUN	
Lv Kansas City (UP)		11.55 SUN	11.55 SUN	8.00 SUN	
Lv Denver (M.T.)		4.55 MON	4.55 MON	8.30 MON	
Lv Cheyenne	9.10 "	7.50 "	8.45 "	11.45 "	
" Laramie	10.35 "	9.25 MON	10.30 MON	1.25 "	
" Rawlins	12.31 "	11.58 TUE	1.10 TUE	4.00 "	
" Rock Springs		2.20 "	3.25 "	6.15 "	
" Green River		3.05 "	4.15 "	7.00 "	
" Evanston	2.55 "	3.05 "	6.40 "	9.30 "	
Ar Ogden	4.45 "	5.35 "	8.30 TUE	11.30 MON	
	6.26 MON	7.30 TUE			
Lv Salt Lake City		8.00 TUE	8.00 TUE	11.00 MON	
Southern Pacific					
Lv Ogden (P.T.)	5.36 MON	8.20 TUE	8.45 TUE	11.45 MON	
Ar Reno	2.46 TUE	8.43 "	9.53 "	1.10 TUE	
" Truckee		10.30 TUE	11.20 TUE	2.15 "	
" Sacramento	7.20 TUE	3.55 WED	4.15 WED	7.20 "	
" Berkeley	8.57 "	7.20 "	6.54 "	9.32 "	
" Oakland (16th St.)	9.08 "	7.30 "	7.03 "	9.46 "	
" Oakland Pier	9.15 "	7.45 "	7.15 "	9.55 "	
Ar San Francisco (PT)	9.50 TUE	8.20 WED	7.50 WED	10.30 TUE	

Footnotes for Page 10

- ★ Regularly assigned through cars air-conditioned. (f) Stops only on signal.
 - Makes 10 round trips each month; see page 6 for sailing dates.
 - ◆ The Challenger carries only coaches and Challenger (Pullman tourist) sleeping cars.
 - (C.T.) Central time. (M.T.) Mountain time. (P.T.) Pacific time.
- Time from 12.01 midnight to 12.00 noon shown in light face type.
Time from 12.01 noon to 12.00 midnight shown in heavy face type.

Cheyenne Frontier Days

Cheyenne, Wyoming, July 21, 22, 23, 24, 25, 1942

STEER ROPING • BULLDOGGING • BRONCHO RIDING
 INDIANS • COWBOYS

World's Greatest Outdoor Show—Visit it Via Union Pacific

Equipment for Page 10

★ NO. 101—The Streamliner CITY OF SAN FRANCISCO Extra Fare
 This train leaves Chicago via C. & N. W. 2nd, 8th, 14th, 20th and 26th of each month.
 Arrives San Francisco via Southern Pacific.

Observation Bedroom Car... Chicago to San Francisco—4 Double Bedrooms.
 Standard Sleeping Cars... Chicago to San Francisco—5 Double Bedrooms, 10 Roomettes.
 Chicago to San Francisco—4 Compts., 3 D. R.
 Chicago to San Francisco—12 Open Sections.
 Chicago to San Francisco—5 Double Bedrooms, 12 Single Bedrooms.
 Chicago to San Francisco—2 Drawing-rooms, 4 Compartments, 4 Double Bedrooms (4 cars).
 Coach... Chicago to San Francisco (48 reclining seats—all reserved).
 Coffee Shop Dining Car... Low cost meals for coach passengers.
 Main Dining Car... Regular meal service.

This train leaves Chicago via C. & N. W. 5th, 11th, 17th, 23rd and 29th of each month.
 Arrives San Francisco via Southern Pacific.

Standard Sleeping Cars... Chicago to San Francisco—5 Double Bedrooms, 10 Roomettes.
 Chicago to San Francisco—4 Compts., 3 D. R.
 Chicago to San Francisco—12 Open Sections.
 Chicago to San Francisco—5 Double Bedrooms, 12 Single Bedrooms.
 Chicago to San Francisco—2 Drawing-rooms, 4 Compartments, 4 Double Bedrooms (4 cars).
 Club Lounge Car... Chicago to San Francisco (radio).
 Coach... Chicago to San Francisco (54 reclining seats—all reserved).
 Coffee Shop Dining Car... Low cost meals for coach passengers.
 Main Dining Car... Regular meal service.

★ NO. 27—SAN FRANCISCO OVERLAND LIMITED—DAILY

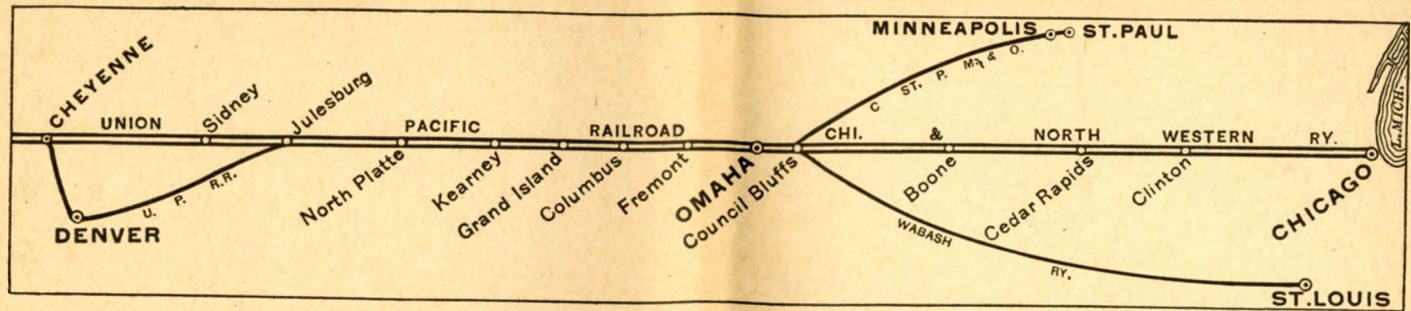
All Pullman, no extra fare, Chicago to San Francisco.
 Cars from Chicago run via C. & N. W. to Omaha; U. P. to Ogden; S. P. to San Francisco.
 Buffet Club Car... Chicago to San Francisco (barber, valet, bath; radio).
 Observation Sleeping Car... Chicago to San Francisco—2 Drawing-rooms, 3 Compts.
 Standard Sleeping Cars... Chicago to San Francisco—2 Drawing-rooms, 4 Compartments, 4 Double Bedrooms.
 Chicago to San Francisco—6 Sections, 6 Roomettes, 4 Double Bedrooms (2 Cars).
 Salt Lake City to San Francisco—6 Sections, 6 Roomettes, 4 Double Bedrooms (No. 31 to Ogden).
 Dining Car... Meal service.

★ NO. 87—The Challenger—DAILY

All Coach and Challenger (tourist) Sleeping Car Train. Free Porter Service.
 Cars from Chicago run via C. & N. W. to Omaha; U. P. to Ogden; S. P. to San Francisco.
 Challenger Sleeping Cars... Chicago to San Francisco—16 Sections.
 (Pullman Tourist)
 Reclining Seat Coaches... Chicago to San Francisco.
 Women-Childrens Coach... Chicago to San Francisco (reclining seats).
 (With Lounge Room)
 Dining Car... Serving moderately priced meals.

★ NO. 21—PACIFIC LIMITED—DAILY

Cars from Chicago run via C. & N. W. to Omaha; U. P. to Ogden; S. P. to San Francisco.
 Standard Sleeping Cars... Chicago to San Francisco—12 Sections, D. R.
 Cheyenne to San Francisco—6 Sections, 6 Roomettes, 4 Double Bedrooms (from St. Louis).
 Salt Lake City to San Francisco—10 Sections, D. R., Compts. (No. 41 to Ogden).
 Tourist Sleeping Car... Chicago to San Francisco—16 Sections.
 Reclining Seat Coaches... Chicago to San Francisco.
 Dining Car... Meal Service.



SAN FRANCISCO to CHICAGO via Omaha

Table B For complete schedules see tables 1, 2 and 4	Streamliner City of San Fran- cisco 102 Example	San Fran- cisco Over- land Ltd. 28 Daily Example	The Challenger 88 Daily Example	Pacific Limited 22 Daily Example
Southern Pacific Lv San Francisco (P.T.) " Oakland Pier " Oakland (16th St.) " Berkeley " Sacramento " Truckee " Reno Ar Ogden (P.T.)	4.30 SUN 4.50 " 5.02 " 5.20 " 6.48 " 11.30 SUN 9.00 MON	8.40 SUN 9.24 " 9.32 " 9.50 SUN 12.10 MON 5.00 " 6.10 " 6.10 MON	7.40 SUN 8.15 " 8.24 " 8.41 " 11.10 SUN 3.40 MON 4.50 " 6.05 MON	11.40 SUN 12.17 " 12.25 " 12.38 " 3.10 " 8.00 " 9.15 SUN 10.40 MON
Union Pacific Ar Salt Lake City Lv Ogden (M.T.) Ar Evanston " Green River " Rock Springs " Rawlins " Laramie Ar Cheyenne Ar Denver Ar Kansas City (C.T.) Ar St. Louis (Wab.)	10.10 MON 11.50 " 1.38 " 4.00 MON 6.01 " 7.20 " 7.30 MON 9.00 " 10.49 " 11.54 " 1.49 MON 4.05 TUE	11.30 MON 7.50 MON 9.40 " 11.55 MON 12.20 TUE 2.48 " 5.18 " 6.55 " 10.30 TUE 7.45 WED 2.15 WED	11.30 MON 8.10 MON 10.03 " 12.20 TUE 1.05 " 3.30 " 6.00 " 7.45 " 11.55 TUE 7.45 WED 2.15 WED	2.45 MON 1.05 MON 3.15 " 5.50 " 6.40 " 9.45 MON 1.00 TUE 2.45 " 6.30 " 10.55 TUE 7.30 WED
Leaves San Francisco on 2, 5, 8, 11, 14, 17, 20, 23, 26 and 29 of each month Lv Cheyenne Ar Sidney " North Platte (M.T.) Lv North Platte (C.T.) Ar Kearney " Grand Island " Columbus " Fremont Ar Omaha	7.30 MON 9.00 " 10.49 " 11.54 " 1.49 MON 4.05 TUE	7.35 TUE 9.30 " 12.05 " 1.15 " 3.30 " 4.35 " 6.05 " 7.10 " 8.15 TUE	8.15 TUE 10.05 " 12.40 " 1.50 " 3.45 " 4.50 " 6.20 " 7.20 " 8.25 TUE	3.15 TUE 5.35 " 8.50 " 10.00 " 12.15 " 1.25 " 3.20 " 4.25 " 5.35 TUE
C. & N. W. Lv Omaha Ar Chicago C. & N. W. Lv Omaha Ar St. Paul Ar Minneapolis	4.15 TUE 12.15 TUE 9.15 TUE 12.15 WED 7.35 " 8.10 WED	9.30 TUE 8.30 WED (202-1-202) 9.15 TUE 12.15 WED 7.35 " 8.10 WED	8.45 TUE 8.20 WED (202-1-202) 9.15 TUE 12.15 WED 7.35 " 8.10 WED	7.25 TUE 7.25 WED (202-1-202) 9.15 TUE 12.15 WED 7.35 " 8.10 WED

Footnotes for Page 11

- ★ Regularly assigned through cars air-conditioned. (f) Stops only on signal.
- Makes 10 round trips each month; see page 6 for sailing dates.
- ◆ The Challenger carries only coaches and Challenger (Pullman tourist) sleeping cars.
- (C.T.) Central time. (M.T.) Mountain time. (P.T.) Pacific time.
- Time from 12.01 midnight to 12.00 noon shown in light face type.
- Time from 12.01 noon to 12.00 midnight shown in heavy face type.

SUN VALLEY, IDAHO

Year 'Round Recreation Center

CHALLENGER INN **SUN VALLEY LODGE**
 (Open all year) (Open during summer and winter seasons)

See further information about Sun Valley on last page of this folder.

Equipment for Page 11

★ **NO. 102—The Streamliner CITY OF SAN FRANCISCO—Extra Fare**
 This train leaves San Francisco via S. P. 5th, 11th, 17th, 23rd and 29th of each month.
 Arrive Chicago via C. & N. W. Ry.

Observation Bedroom Car...San Francisco to Chicago—4 Double Bedrooms.
 Standard Sleeping Cars...San Francisco to Chicago—5 Double Bedrooms, 10 Roomettes.
 San Francisco to Chicago—4 Compts., 3 D. R.
 San Francisco to Chicago—12 Open Sections.
 San Francisco to Chicago—5 Double Bedrooms, 12 Single Bedrooms.
 San Francisco to Chicago—2 Drawing-rooms, 4 Compartments, 4 Double Bedrooms (4 cars).
 Coach.....San Francisco to Chicago (48 reclining seats—all reserved).
 Coffee Shop Dining Car...Low cost meals for coach passengers.
 Main Dining Car.....Regular meal service.

This train leaves San Francisco via S. P. 2nd, 8th, 14th, 20th and 26th of each month.
 Arrive Chicago via C. & N. W. Ry.

Standard Sleeping Cars...San Francisco to Chicago—5 Double Bedrooms, 10 Roomettes.
 San Francisco to Chicago—4 Compts., 3 D. R.
 San Francisco to Chicago—12 Open Sections.
 San Francisco to Chicago—5 Double Bedrooms, 12 Single Bedrooms.
 San Francisco to Chicago—2 Drawing-rooms, 4 Compartments, 4 Double Bedrooms (4 cars).
 Club Lounge Car.....San Francisco to Chicago (radio).
 Coach.....San Francisco to Chicago (54 reclining seats—all reserved).
 Coffee Shop Dining Car...Low cost meals for coach passengers.
 Main Dining Car.....Regular meal service.

★ **NO. 28—SAN FRANCISCO OVERLAND LIMITED—DAILY**
All Pullman, no extra fare, San Francisco to Chicago.
 Runs via S. P. to Ogden, and via C. & N. W. east of Omaha.

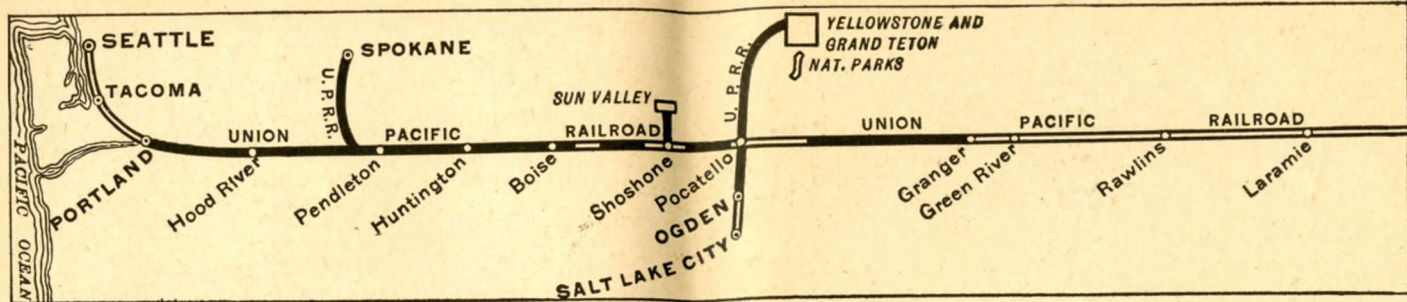
Bufet Club Car.....San Francisco to Chicago (barber, valet, bath; radio.)
 Observation Sleeping Car...San Francisco to Chicago—2 Drawing-rooms, 3 Compts.
 Standard Sleeping Cars...San Francisco to Chicago—2 Drawing-rooms, 4 Compartments, 4 Double Bedrooms.
 San Francisco to Chicago—6 Sections, 6 Roomettes, 4 Double Bedrooms (2 Cars).
 San Francisco to Denver and St. Louis—6 Sections, 6 Roomettes, 4 Double Bedrooms. (No. 38 east of Cheyenne).
 San Francisco to Salt Lake City—6 Sections, 6 Roomettes, 4 Double Bedrooms (U. P. 30 south of Ogden).
 Dining Car.....Meal service.

★ **NO. 88—The Challenger—DAILY**
All Coach and Challenger (tourist) Sleeping Car Train. Free Porter Service
 Runs via S. P. to Ogden, and via C. & N. W. east of Omaha.

Challenger Sleeping Cars...San Francisco to Chicago—16 Sections.
 (Pullman Tourist) San Francisco to Denver and St. Louis—16 Sections.
 (No. 4-38 east of Cheyenne).
 Reclining Seat Coaches...San Francisco to Chicago.
 Women-Childrens Coach...San Francisco to Chicago (Reclining Seats).
 (With Lounge Room)
 Dining Car.....Serving moderately priced meals.

★ **NO. 22—PACIFIC LIMITED—DAILY**
 Runs via S. P. to Ogden, and via C. & N. W. east of Omaha.

Standard Sleeping Cars...San Francisco to Chicago—12 Sections, D. R.
 San Francisco to Salt Lake City—10 Sections, D. R., Compts. (U. P. 32 south of Ogden).
 Tourist Sleeping Car...San Francisco to Chicago—16 Sections.
 Reclining Seat Coaches...San Francisco to Chicago.
 Dining Car.....Meal Service.



CHICAGO to PORTLAND and SEATTLE via Omaha

Table C For complete schedules, see tables 1, 2 and 6	Steamliner City of Portland 1 Example	Portland Rose 27-17 Daily Example	Challenger- Portland Rose 7-17 Daily Example	Pacific Limited 21-23-25 Daily Example
C. & N. W.				
Lv Chicago.....	6.00 SUN	9.00 SUN	9.10 SUN	10.00 SUN
Ar Omaha.....	2.00 MON	7.55 MON	8.15 MON	10.00 SUN
Union Pacific				
Lv Omaha.....	2.10 MON	8.45 MON	9.00 MON	10.35 SUN
" Fremont.....		9.33 "	9.48 "	11.23 "
" Grand Island.....	4.21 MON	11.55 "	12.10 "	1.45 MON
" Kearney.....		12.48 "	1.03 "	2.40 "
Ar North Platte (C.T.).....	6.20 MON	2.40 "	2.55 "	4.35 "
Lv North Platte (M.T.).....	5.24 "	1.50 "	2.05 "	3.55 "
" Sidney.....	7.13 "	4.35 "	4.55 "	7.45 "
Ar Cheyenne.....	9.00 "	7.00 "	7.30 "	10.30 "
Lv St. Louis (Wab.) (C.T.).....		1.50 SUN	1.50 SUN	1.50 SUN
Lv Kansas City (Un. Pac.).....		11.55 SUN	11.55 SUN	8.00 SUN
Lv Denver (M.T.).....		4.45 MON	4.45 MON	8.30 MON
Leaves Chicago on 4, 10, 16, 22, and 28 of each month.				
Lv Cheyenne.....	9.10 MON	8.20 MON	8.20 MON	11.59 MON
" Laramie.....	10.35 "	9.58 MON	9.58 MON	1.40 "
" Rawlins.....	12.31 "	12.35 TUE	12.35 TUE	4.15 "
" Rock Springs.....		2.50 "	2.50 "	6.28 "
" Green River.....	2.55 MON	4.10 "	4.10 "	7.30 "
" Kemmerer.....		5.50 "	5.50 "	9.15 "
" Montpelier.....		7.40 "	7.40 "	11.15 MON
Ar Pocatello.....	7.30 MON	10.00 "	10.00 "	1.35 TUE
Ar West Yellowstone.....		3.00 TUE	3.00 TUE	
Lv West Yellowstone.....		8.00 MON	8.00 MON	8.00 MON
Lv Pocatello.....	7.40 MON	10.30 TUE	10.30 TUE	2.20 TUE
" Minidoka.....		11.50 "	11.50 "	3.50 "
Ar Shoshone.....		12.50 "	12.50 "	5.00 "
Lv Shoshone.....		1.10 "	1.10 "	7.00 "
Ar Sun Valley (Sun Valley is 1 1/2 miles from Ketchum station)		3.00 "	3.00 "	9.00 "
Lv Sun Valley.....		10.30 "	10.30 "	2.45 TUE
Ar Shoshone.....		12.30 "	12.30 "	4.45 TUE
Lv Shoshone.....		12.50 "	12.50 "	5.00 TUE
" Glenns Ferry.....		2.10 "	2.10 "	6.25 "
" Boise.....	12.01 TUE	4.05 "	4.05 "	8.30 "
" Nampa.....		4.40 "	4.40 "	9.10 "
Ar Huntington (M.T.).....	1.55 TUE	7.00 "	7.00 "	11.35 "
Lv Huntington (P.T.).....	12.57 TUE	6.10 "	6.10 "	10.45 "
" Baker.....		7.35 "	7.35 "	12.12 "
" La Grande.....		9.15 TUE	9.15 TUE	1.45 "
" Pendleton.....	5.35 TUE	12.10 WED	12.10 WED	4.25 "
" Arlington.....		2.38 "	2.38 "	6.15 "
" The Dalles.....		4.30 "	4.30 "	7.38 "
" Hood River.....		5.04 "	5.04 "	8.12 "
Ar Portland.....	9.45 TUE	7.00 "	7.00 "	10.30 "
Lv Portland.....	10.05 TUE	8.30 "	8.30 "	11.00 TUE
Ar Tacoma.....	1.08 "	1.00 "	1.00 "	4.50 WED
Ar Seattle (P.T.).....	2.05 TUE	2.20 WED	2.20 WED	6.45 WED

Equipment for Page 12

★ NO. 1—The Streamliner CITY OF PORTLAND

Leave Chicago via C. & N. W. Ry. 4th, 10th, 16th, 22nd and 28th of each month.

Club Lounge (Copper King) Chicago to Portland (radio).
 Standard Sleeping Cars... Chicago to Portland—1 Compartment, 8 Double Bedrooms (2 cars).
 Chicago to Portland—11 Enclosed Sections.
 Chicago to Portland—11 Open Sections (3 cars).
 Chicago to Seattle—11 Open Sections.
 Chicago to Seattle—11 Enclosed Sections.
 Coaches..... Chicago to Portland (48 reclining seats—all reserved).
 Chicago to Portland (40 reclining seats—all reserved).
 Chicago to Seattle (43 reclining seats—all reserved).
 Coach-Buffer..... Chicago to Portland. Low cost meals for coach passengers.
 Coffee Shop Dining Car... Chicago to Portland.
 Main Dining Car..... Chicago to Portland; Portland to Seattle. Regular meal service.

★ NO. 27-17—PORTLAND ROSE—DAILY

No. 27 to Cheyenne; No. 17 to Portland.

Cars from Chicago run via C. & N. W. to Omaha; thence U. P.

Observation Sleeping Cars. Chicago to Cheyenne—2 Drawing-rooms, 3 Compartments (from Chicago).
 Denver to Portland—10 Sections (No. 37 to Cheyenne).
 Standard Sleeping Cars... Chicago to Portland—2 Drawing-rooms, 4 Compartments, 4 Double Bedrooms.
 Chicago to Portland—6 Sections, 6 Roomettes, 4 Double Bedrooms.
 Denver to Portland—6 Sections, 6 Roomettes, 1 Double Bedrooms (No. 37 to Cheyenne).
 Pocatello to Spokane—12 Sections, D. R. (from Salt Lake City; No. 62-12 north of Pendleton).
 Chicago to West Yellowstone—10 Sections, 3 Double Bedrooms. (Only during Yellowstone season. In train 35 north of Pocatello).
 Dining Car..... Meal service.

★ NO. 7-17—The Challenger—PORTLAND ROSE—DAILY

No. 7 to Cheyenne; No. 17 to Portland.

Cars from Chicago run via C. & N. W. to Omaha; thence U. P.

Porter Service without Charge. Free Drinking Cups.

Challenger Sleeping Car... Chicago to Portland—16 Sections.
 Reclining Seat Coach... Chicago to Portland.
 Dining Car..... Serving moderately priced meals.

★ NO. 21-23-25—PACIFIC LIMITED—DAILY

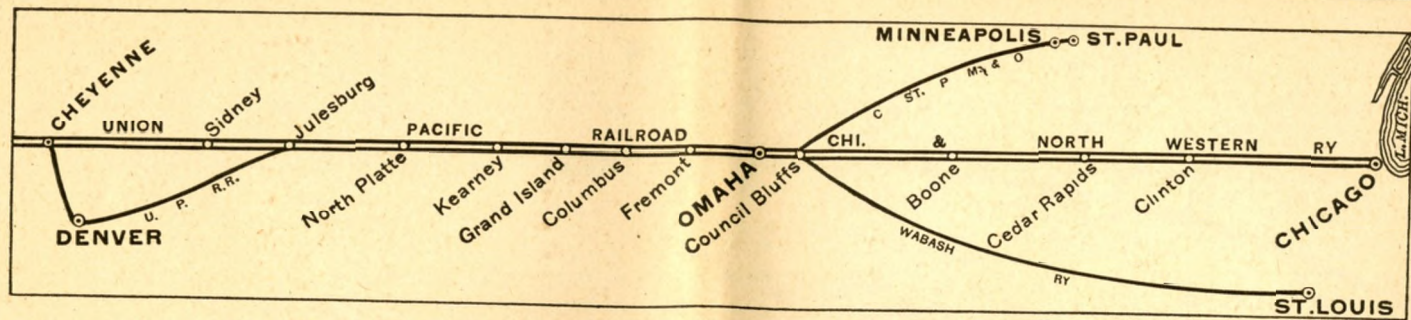
No. 21 to Cheyenne; No. 23 to Green River; No. 25 to Portland.

Cars from Chicago run via C. & N. W. to Omaha; thence U. P.

Standard Sleeping Cars... Chicago to Cheyenne—10 Sections, 3 Double Bedrooms (for Los Angeles).
 Cheyenne to Portland—10 Sections, D. R., Compt. (from Kansas City).
 Tourist Sleeping Cars... Chicago to Portland—16 Sections.
 (Car to car change after leaving Cheyenne).
 Cheyenne to Portland—16 Sections.
 Reclining Seat Coaches... Chicago and Omaha to Portland.
 Dining Car..... Meal service.

Footnotes for Page 12

- ★ Regularly assigned through cars air-conditioned. ♦ Motor Bus; see Note B on page 23.
- ⊕ Makes 5 round trips each month. See page 7 for sailing dates and schedule.
- ⊙ Connecting streamliner No. 405 between Portland and Seattle.
- Through sleeping car daily during Yellowstone season, June 20 to Sept. 12.
- Connecting sleeping car service daily during Yellowstone season, June 20 to Sept. 12.
- (f) Stops only on signal.
- (C.T.) Central time. (M.T.) Mountain time. (P.T.) Pacific time.
- Time from 12.01 midnight to 12.00 noon shown in light face type.
- Time from 12.01 noon to 12.00 midnight shown in heavy face type.



SEATTLE and PORTLAND to CHICAGO via Omaha

Table C
For complete schedules, see tables 1, 2 and 6

	Streamliner City of Portland 2 Example	Portland Rose 18-28 Daily Example	Portland Rose-Challenger 18-8 Daily Example	Pacific Limited 26-22 Example
Lv Seattle	⊕ 12.10 SUN	4.10 SUN	4.10 SUN	11.00 SAT
" Tacoma	1.05 "	5.20 "	5.20 "	12.33 SUN
Ar Portland	⊕ 4.10 SUN	9.10 "	9.10 "	6.45 SUN
Lv Portland	4.30 SUN	9.40 SUN	9.40 SUN	10.30 SUN
" Hood River		11.19 "	11.19 "	12.15 "
" The Dalles		12.01 MON	12.01 MON	1.00 "
" Arlington		1.12 "	1.12 "	2.17 "
" Pendleton	8.56 SUN	3.20 "	3.20 "	4.35 "
" La Grande		5.50 "	5.50 "	7.10 "
" Baker		7.15 "	7.15 "	9.03 "
Ar Huntington (P.T.)	1.40 MON	8.40 "	8.40 "	10.55 SUN
Lv Huntington (M.T.)	2.42 "	9.50 "	9.50 "	12.10 MON
" Nampa	4.30 MON	12.05 "	12.05 "	2.35 "
" Boise		12.40 "	12.40 "	3.20 "
" Glens Ferry		2.35 "	2.35 "	5.20 "
Ar Shoshone		3.50 "	3.50 "	6.43 "
Lv Shoshone		4.15 "	4.15 "	7.00 "
Ar Sun Valley		6.15 "	6.15 "	9.00 "
Lv Sun Valley		1.30 "	1.30 "	2.45 "
Ar Shoshone		3.20 "	3.20 "	4.45 "
Lv Shoshone		3.50 "	3.50 "	6.43 "
" Minidoka		4.58 "	4.58 "	8.05 "
Ar Pocatello	8.42 MON	6.15 MON	6.15 MON	9.25 "
Ar West Yellowstone				3.00 "
Lv West Yellowstone				8.00 SUN
Lv Pocatello	8.52 MON	6.40 MON	6.40 MON	9.55 MON
" Montpelier		9.05 "	9.05 "	12.55 "
" Kemmerer		10.50 MON	10.50 MON	3.10 "
Ar Green River	1.38 MON	12.15 TUE	12.15 TUE	5.00 "
" Rock Springs		1.00 "	1.00 "	6.40 "
" Rawlins	4.01 "	3.30 "	3.30 "	9.55 MON
" Laramie	6.01 "	6.00 "	6.00 "	1.10 TUE
Ar Cheyenne	7.20 "	7.25 "	7.25 "	2.45 "
Ar Denver		11.55 TUE	11.55 TUE	6.30 TUE
Ar Kansas City (C.T.)		7.45 WED	7.45 WED	10.55 TUE
Ar St. Louis (Wab.) (C.T.)		2.15 WED	2.15 WED	7.30 WED
Lv Cheyenne	7.30 MON	7.35 TUE	8.45 TUE	3.15 TUE
Ar Sidney	9.00 "	9.30 "	10.30 "	5.35 TUE
Ar North Platte (M.T.)	10.49 "	12.05 "	1.00 "	8.50 "
Lv North Platte (C.T.)	11.54 TUE	1.15 "	2.10 "	10.00 "
" Kearney		3.30 "	4.00 "	12.15 "
" Grand Island	1.49 TUE	4.35 "	5.05 "	1.25 "
" Fremont		7.10 "	7.30 "	4.25 "
Ar Omaha	4.05 TUE	8.15 TUE	8.30 TUE	5.35 TUE
C. & N. W.				
Lv Omaha	4.15 TUE	9.30 TUE	9.00 TUE	7.25 TUE
Ar Chicago	12.15 TUE	8.30 WED	8.35 WED	7.25 WED

Equipment for Page 13

★ NO. 2—The Streamliner CITY OF PORTLAND
Leave Seattle and Portland 1st, 7th, 13th, 19th and 25th of each month. Arrive Chicago via C. & N. W. Ry.

Club Lounge (Copper King) Portland to Chicago (radio).
Standard Sleeping Cars... Portland to Chicago—1 Compartment, 8 Double Bedrooms (2 cars).
Portland to Chicago—11 Enclosed Sections.
Portland to Chicago—11 Open Sections (3 cars).
Seattle to Portland—11 Open Sections.
Seattle to Portland—11 Enclosed Sections.

Coaches... Portland to Chicago (48 reclining seats—all reserved).
Portland to Chicago (40 reclining seats—all reserved).
Seattle to Portland (48 reclining seats—all reserved).
Coach-Buffer... Seattle to Portland (38 reclining seats—all reserved).
Coffee Shop Dining Car... Portland to Chicago. Low cost meals for coach passengers.

Main Dining Car... Seattle to Portland; Portland to Chicago. Regular meal service.

★ NO. 18-28—PORTLAND ROSE—DAILY
No. 18 to Cheyenne; No. 28 to Chicago.
Cars to Chicago run via C. & N. W. east of Omaha

Observation Sleeping Cars... Portland to Denver—10 Sections (No. 4-38 east of Cheyenne).
Cheyenne to Chicago—2 Drawing-rooms, 3 Compartments (from San Francisco).
Portland to Chicago—2 Drawing-rooms, 4 Compartments, 4 Double Bedrooms.
Portland to Chicago—6 Sections, 6 Roomettes, 4 Double Bedrooms.
Portland to Denver—6 Sections, 6 Roomettes, 4 Double Bedrooms (No. 4-38 east of Cheyenne).
Pendleton to Salt Lake City—12 Sections, D. R. (from Spokane); No. 34 south of Pocatello).
Meal service.

★ NO. 18-8—PORTLAND ROSE—The Challenger—DAILY
No. 18 to Cheyenne; No. 8 to Chicago. Cars to Chicago run via C. N. W. east of Omaha.
Porter Service without Charge. Free Drinking Cups.

Challenger Sleeping Cars... Portland to Chicago—16 Sections.
(Pullman Tourist) Portland to Cheyenne—16 Sections.
Reclining Seat Coach... Portland to Chicago.
Dining Car... Serving moderately priced meals.

★ NO. 26-22—PACIFIC LIMITED—DAILY
No. 26 to Green River; No. 22 to Chicago. Cars to Chicago run via C. & N. W. east of Omaha.

Standard Sleeping Cars... Portland to Green River—10 Sections, Drawing-room, Compartment (for Kansas City).
Green River to Chicago—10 Sections, 3 Double Bedrooms (from Los Angeles).
Green River to Chicago—12 Sections, Drawing-room (from San Francisco).

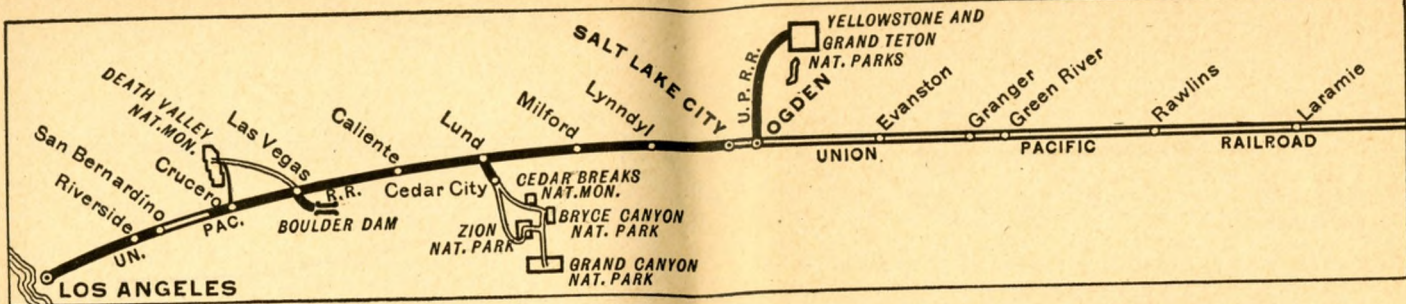
Tourist Sleeping Cars... Portland to Chicago—16 Sections (for Denver).
(Requires a change of trains at Green River).
Green River to Chicago—16 Sections (from Los Angeles)

Reclining Seat Coaches... Portland to Omaha; Omaha to Chicago.
Dining Car... Meal service.

Footnotes for Page 13

- Makes 5 round trips each month. See page 7 for sailing dates and schedule.
- ⊕ Connecting streamliner No. 406 between Seattle and Portland.
- Connecting sleeping car service daily during Yellowstone Season June 20 to Sept. 12.
- ★ Regularly assigned through cars air-conditioned.
- ♦ Motor bus; see Note B on page 23.
- (f) Stops only on signal.
- (C.T.) Central time (M. T.) Mountain time. (P. T.) Pacific time.
- Time between 12.01 midnight and 12.00 noon shown in light face type.
- Time from 12.01 noon to 12.00 midnight shown in heavy face type.

Keep Fit, Americal Travel by Train, the Clean, Restful Way



ST. LOUIS and KANSAS CITY to LOS ANGELES via Denver

Table D All Trains Daily. For complete schedules see tables 17, 18 and 3		Pacific Limited 23 Example	Pony Express-Los Angeles Ltd. 37 Example	Pony Express-Los Angeles Challenger 37-7 Example
Lv St. Louis (Wabash) (C. T.)	1.50	SUN	1.50	SUN
Ar Kansas City	7.15	"	7.15	"
Lv Kansas City (Union Pacific)	8.00	SUN	11.55	SUN
" Lawrence	8.48	"	12.50	MON
" Topeka	9.25	"	1.30	"
" Manhattan	10.19	"	2.44	"
" Junction City	10.55	"	3.32	"
" Salina (C.T.)	11.50	"	5.20	"
" Ellis (M.T.)	1.15	MON	7.20	"
" Oakley	2.35	"	9.05	"
Ar Denver	7.50	"	3.20	"
Lv Denver	8.30	"	4.45	"
" La Salle	9.32	"	5.38	"
Ar Cheyenne	11.00	"	7.15	"
Lv Cheyenne	11.59	"	7.50	"
" Laramie	1.40	"	9.25	"
" Rawlins	4.15	"	11.58	MON
" Green River	7.10	"	3.05	TUE
" Evanston	9.42	"	5.35	"
Ar Ogden	11.45	MON	7.30	"
Lv Ogden	12.15	TUE	8.00	"
Ar Salt Lake City	1.05	"	8.55	"
Lv Salt Lake City	1.35	"	9.35	"
Ar Milford	6.45	"	2.50	"
Ar Lund	7.44	"	f 3.50	"
Ar Cedar City	9.00	"	5.30	"
Lv Cedar City	1.45	"	2.30	"
Lv Lund	7.44	"	f 3.50	"
Ar Caliente (M.T.)	10.00	"	6.05	"
" Las Vegas (P.T.)	12.25	"	8.40	TUE
" San Bernardino	7.55	"	5.05	WED
" Riverside	8.35	"	5.45	"
" East Los Angeles	10.04	"	7.15	"
Ar Los Angeles	10.30	"	7.45	"
Ar Pasadena	▲ 10.50	"	▲ 8.05	"
Ar Glendale	▲ 11.10	"	▲ 8.30	"
Ar Anaheim	▲ 11.20	"	▲ 8.30	"
Ar Long Beach	▲ 11.00	"	▲ 8.15	"
Ar San Pedro	▲ 11.30	TUE	▲ 8.45	WED

Equipment for Page 14

★ NO. 23—PACIFIC LIMITED—DAILY

Wabash No. 9 to Kansas City; No. 23 to Los Angeles.
 Standard Sleeping Cars... Kansas City to Salt Lake City—12 Sections, D. R. (Occupancy at Salt Lake City until 8:00 a.m.)
 Salt Lake City to Las Vegas—12 Sections, D. R. (Open 9:30 p.m.)
 St. Louis to Cheyenne—6 Sections, 6 Roomettes, 4 Double Bedrooms (for San Francisco).
 Cheyenne to Los Angeles—10 Sections, 3 Double Bedrooms (from Chicago).
 Tourist Sleeping Cars... St. Louis to Los Angeles—16 Sec. (for San Francisco). (Requires change of trains at Cheyenne).
 Reclining Seat Coaches... St. Louis to Kansas City.
 Kansas City to Los Angeles.
 Dining Car... Meal Service.

★ NO. 37—PONY EXPRESS—LOS ANGELES LIMITED—DAILY

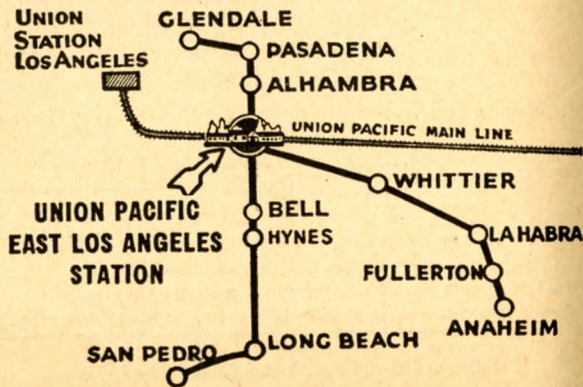
Diner Lounge Car... Denver to Los Angeles.
 Standard Sleeping Cars... Kansas City to Los Angeles—6 Sections, 6 Roomettes, 4 Double Bedrooms.—(Open 10:00 p.m.)
 Denver to Salt Lake City—6 Sections, 6 Roomettes, 4 Double Bedrooms.
 Dining Car... Kansas City to Denver.

★ NO. 37-7—PONY EXPRESS—LOS ANGELES CHALLENGER—DAILY

No. 37 to Cheyenne; No. 7 to Los Angeles.
 Tourist Sleeping Car... Kansas City to Los Angeles—14 Sections.
 Reclining Seat Coaches... Kansas City to Los Angeles.
 Dining Car... Meal service.

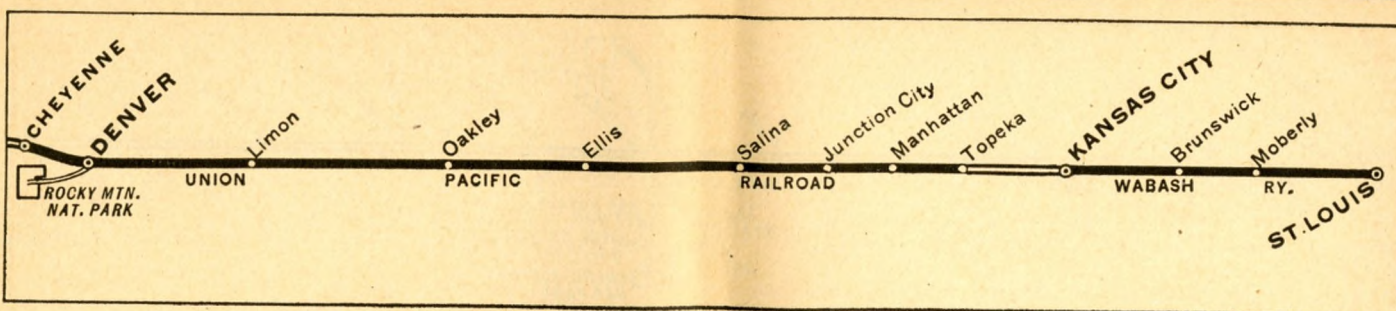
Footnotes for Page 14

- ★ Regularly assigned through cars air-conditioned. (f) Stops only on signal.
 - Motor Bus service between Lund and Cedar City.
 - ▲ Motor Bus connections with main line trains at East Los Angeles.
- (C.T.) Central time. (M.T.) Mountain time. (P.T.) Pacific time.
 Time between 12.01 midnight and 12.00 noon shown in light face type.
 Time from 12.01 noon to 12.00 midnight shown in heavy face type.



Union Pacific Motor Coach Service TO AND FROM EAST LOS ANGELES, CALIF.

- The Union Pacific maintains a passenger station at East Los Angeles, from which it operates motor coaches direct to Glendale, Pasadena, Alhambra, San Pedro, Long Beach, Anaheim, Fullerton, La Habra, Whittier and intermediate points.
- Passengers ticketed for those places may leave train at East Los Angeles where waiting motor coaches will take them direct to destination without extra charge. Baggage too, can be checked through to any of those places. These motor coaches also deliver east-bound passengers to the East Los Angeles station. See Tables 99, 100, and 101 for local schedules of all motor coaches.



LOS ANGELES to KANSAS CITY and ST. LOUIS via Denver

	Los. Ang. Limited Pony Express 38 Example		Los. Ang. Challenger Pony Express 8-4-38 Example		Pacific Limited 24 Example	
	Time	Day	Time	Day	Time	Day
Lv San Pedro (P. T.)	6.25	SUN	6.25	SUN	9.05	SUN
Lv Long Beach	7.10	"	7.10	"	9.45	"
Lv Anaheim	7.00	"	7.00	"	9.30	"
Lv Glendale	6.40	"	6.40	"	9.25	"
Lv Pasadena	7.20	"	7.20	"	9.55	"
Lv Los Angeles	8.00	"	8.05	"	10.30	"
" East Los Angeles	8.27	"	8.32	"	10.55	"
" Riverside	10.00	"	10.10	"	12.20	"
" San Bernardino	10.30	SUN	10.40	SUN	12.45	"
" Las Vegas (P.T.)	5.50	MON	6.25	MON	8.15	SUN
" La Caliente (M.T.)	10.15	"	11.00	"	1.05	MON
Ar Lund	12.20	"	1.00	"	3.21	"
Ar Cedar City	2.00	"	2.00	"	9.00	MON
Lv Cedar City	11.00	"	11.00	"	1.45	MON
Lv Lund	12.20	"	1.00	"	3.21	MON
" Milford	1.10	"	1.49	"	4.13	"
Ar Salt Lake City	5.55	"	6.15	"	9.35	"
Lv Salt Lake City	6.25	"	6.45	"	10.30	"
Ar Ogden	7.20	"	7.45	"	11.40	"
Lv Ogden	7.40	"	8.20	"	1.00	"
Ar Evanston	9.24	"	10.15	MON	3.04	"
Ar Green River	11.30	MON	12.35	TUE	5.30	"
" Rawlins	2.25	TUE	3.40	"	9.20	MON
" Laramie	4.55	"	6.15	"	12.45	TUE
Lv Cheyenne	6.40	"	7.50	"	2.25	"
Ar Cheyenne	7.35	"	8.40	"	3.15	"
" La Salle	9.10	"	10.30	"	5.05	"
Ar Denver	10.30	"	11.55	"	6.30	"
Lv Denver	4.15	"	4.15	"	8.45	"
Ar Oakley	3.15	"	3.15	"	1.23	"
" Ellis (M.T.)	11.05	TUE	11.05	TUE	2.45	"
" Salina (C.T.)	2.50	WED	2.50	WED	6.15	"
" Junction City	4.22	"	4.22	"	7.30	"
" Manhattan	5.05	"	5.05	"	8.10	"
" Topeka	6.10	"	6.10	"	9.20	"
" Lawrence	6.48	"	6.48	"	9.55	"
Ar Kansas City	7.45	WED	7.45	WED	10.55	TUE
Lv Kansas City (Wabash)	8.30	WED	8.30	WED	11.55	TUE
Ar St. Louis (C.T.)	2.15	WED	2.15	WED	7.30	WED

Equipment for Page 15

- ★ **NO. 38—LOS ANGELES LIMITED—PONY EXPRESS—DAILY**
No. 38 to Kansas City; Wabash No. 2 to St. Louis.
Diner Lounge Car..... Los Angeles to Denver.
Standard Sleeping Cars.... Los Angeles to Kansas City—6 Sections, 6 Roomettes, 4 Double Bedrooms.
Denver to Kansas City—12 Sections, Drawing-room, Cheyenne to St. Louis—6 Sections, 6 Roomettes, 4 Double Bedrooms (from San Francisco).
Salt Lake City to Denver—6 Sections, 6 Roomettes, 4 Double Bedrooms.
Dining Car..... Los Angeles to Salina, Kansas.

- ★ **NO. 8-4-38—LOS ANGELES CHALLENGER—PONY EXPRESS—DAILY**
No. 8 to Cheyenne; No. 4 to Denver; No. 38 to Kansas City; Wabash No. 2 to St. Louis.
Tourist Sleeping Cars.... Los Angeles to Kansas City—14 Sections.
Cheyenne to St. Louis—16 Sec. (from San Francisco).
Reclining Seat Coaches.... Los Angeles to Denver; Denver to Kansas City.
Kansas City to St. Louis.
Dining Car..... Los Angeles to Salina, Kansas.

- ★ **NO. 24—PACIFIC LIMITED—DAILY**
No. 24 to Kansas City; Wabash No. 18 to St. Louis.
Standard Sleeping Cars.... Los Angeles to Green River—10 Sections, 3 Double Bedrooms (for Chicago).
Green River to Kansas City—10 Sections, D. R., Compartment (from Portland).
Las Vegas to Denver—12 Sections, Drawing-room. (Occupancy at Denver until 8:00 a.m.)
Reclining Seat Coaches.... Los Angeles to Kansas City; Kansas City to St. Louis.
Dining Car..... Meal service.

Footnotes for Page 15


- ★ Regularly assigned through cars air-conditioned.
- ▲ Motor Bus connections with main line trains at East Los Angeles.
- (f) Stops only on signal. ○ Motor Bus between Lund and Cedar City.
- (C.T.) Central time. (M.T.) Mountain time. (P.T.) Pacific time.

Three-in-one Vacation Trip Supreme . . .

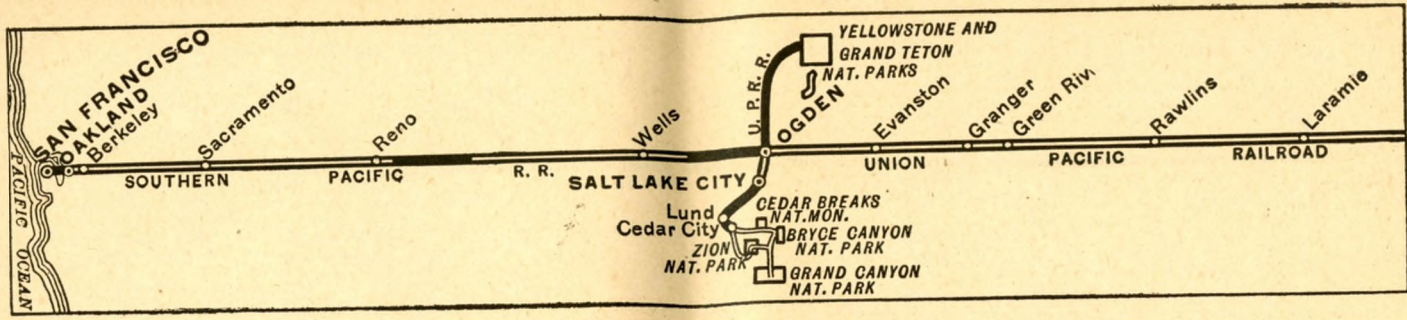
- BRYCE CANYON NATIONAL PARK
- ZION NATIONAL PARK
- CEDAR BREAKS NATIONAL MONUMENT

• Cedar City, Utah is an overnight rail trip South from Salt Lake City. From this point you can take any of several specially planned, inspiring motor bus tours to America's scenic wonderlands—Bryce Canyon and Zion National Parks, and Cedar Breaks National Monument. All three can be visited in a regular two-day tour, but at a moderate daily cost additional time can be spent to advantage in these regions.

Ask any Union Pacific agent or representative for information and literature about the Southern Utah Parks.



The Great Cathedral, Bryce Canyon National Park, Utah



ST. LOUIS and KANSAS CITY to SAN FRANCISCO via Denver

Table E		Pacific Limited 23-21 Example		Pony Express-San Fran. Overland 37-27 Example		Pony Express-San Fran. Challenger 37-87 Example	
Wabash							
Lv St. Louis (C.T.)	1.50	SUN	1.50	SUN	1.50	SUN	
Ar Kansas City	7.15	"	7.15	"	7.15	"	
Union Pacific							
Lv Kansas City	8.00	SUN	11.55	SUN	11.55	SUN	
" Lawrence	8.48	"	12.50	MON	12.50	MON	
" Topeka	9.25	"	1.30	"	1.30	"	
" Manhattan	10.19	"	2.44	"	2.44	"	
" Junction City	10.55	"	3.32	"	3.32	"	
" Salina (C.T.)	11.50	SUN	5.20	"	5.20	"	
" Ellis (M.T.)	1.15	MON	7.20	"	7.20	"	
" Oakley	2.35	"	9.05	"	9.05	"	
Ar Denver	7.50	"	3.20	"	3.20	"	
" La Salle	8.30	"	4.45	"	4.45	"	
" Greeley	9.32	"	5.38	"	5.38	"	
Ar Cheyenne	9.45	"	5.52	"	5.52	"	
Lv Cheyenne	11.00	"	7.15	"	7.15	"	
" Laramie	11.45	"	7.50	"	8.45	"	
" Rawlins	1.25	"	9.25	"	10.30	MON	
" Rock Springs	4.00	"	11.58	MON	1.10	TUE	
" Green River	6.15	"	2.20	TUE	3.25	"	
" Evanston	7.00	"	3.05	"	4.15	"	
Ar Ogden (M.T.)	9.30	"	5.35	"	6.40	"	
Lv Salt Lake City	11.30	MON	7.30	TUE	8.30	TUE	
Southern Pacific							
Lv Ogden (P.T.)	11.45	MON	8.20	TUE	8.45	TUE	
Ar Reno	1.10	TUE	8.43	"	9.53	"	
" Truckee	2.15	"	10.30	TUE	11.20	TUE	
" Sacramento	7.20	"	3.55	WED	4.15	WED	
" Berkeley	9.32	"	7.20	"	6.54	"	
" Oakland (16th St.)	9.46	"	7.30	"	7.03	"	
" Oakland Pier	9.55	"	7.45	"	7.15	"	
Ar San Francisco (P.T.)	10.30	TUE	8.20	WED	7.50	WED	

Equipment for Page 16

★ **NO. 23-21—PACIFIC LIMITED—DAILY**—Wabash No. 9 to Kansas City; No. 23 to Cheyenne; No. 21 to Ogden; S. P. No. 21 to San Francisco.

Standard Sleeping Cars... St. Louis to San Francisco—6 Sections, 6 Roomettes, 4 Double Bedrooms.
Salt Lake City to San Francisco—10 Sections, D. R., Compartments (No. 41 to Ogden).

Tourist Sleeping Car... St. Louis to San Francisco—16 Sections.
Reclining Seat Coaches... St. Louis to Kansas City.
Kansas City to San Francisco.

Dining Car... Meal service.

★ **NO. 37-27—PONY EXPRESS—SAN FRAN. OVERLAND LTD.—DAILY**
No. 37 to Cheyenne; No. 27 to Ogden; S. P. No. 27 to San Francisco.

Observation Sleeping Car... Cheyenne to San Francisco—2 Drawing-rooms, 3 Compartments (from Chicago).
Standard Sleeping Cars... Kansas City to San Francisco—6 Sections, 6 Roomettes, 4 Double Bedrooms (for Los Angs). (Open 10:00 p.m.)
(Requires car to car change after leaving Cheyenne).
Cheyenne to San Francisco—6 Sections, 6 Roomettes, 4 Double Bedrooms (from Chicago).
Cheyenne to San Francisco—2 Drawing-rooms 4 Compartments, 4 Double Bedrooms (from Chicago).
Salt Lake City to San Francisco—6 Sections, 6 Roomettes, 4 Double Bedrooms (No. 31 to Ogden).

Dining Car... Meal service.


★ **NO. 37-87—PONY EXPRESS—SAN FRAN. CHALLENGER—DAILY**
No. 37 to Cheyenne; No. 87 to Ogden; S. P. No. 87 to San Francisco.

Tourist Sleeping Car... Kansas City to San Francisco—14 Sections (for Los Angeles). (Open 10:00 p.m.)
(Requires change of trains at Cheyenne).
Cheyenne to San Francisco—16 Sec. (from Chicago).
Reclining Seat Coaches... Kansas City to Cheyenne; Cheyenne to San Francisco.
Dining Car... Meal service.

Footnotes for Page 16

★ Regularly assigned through cars air-conditioned.
(C.T.) Central Time. (M.T.) Mountain time. (P.T.) Pacific time.
Time between 12.01 midnight and 12.00 noon shown in light face type.
Time from 12.01 noon to 12.00 midnight shown in heavy face type.

To All Shippers—



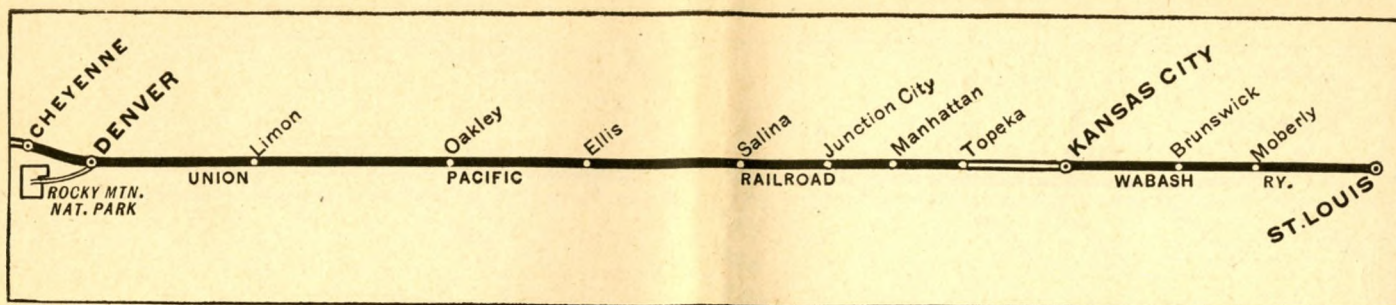
"Big Boy", World's Largest, Most Powerful Locomotive. Union Pacific
Has Just Placed 20 of These Giants into Active Service.

Whether your shipments are large or small—Union Pacific offers: its vast and varied experience in the handling and transportation of freight shipments throughout a period of seventy-five years . . . its complete up-to-the-minute facilities and equipment including powerful Challenger-type locomotives . . . specially designed cars for the shipment of manufactured products . . . modern refrigerator cars for the transportation of perishable commodities.

And—to all shippers—Union Pacific offers the wholehearted cooperation of its entire personnel.

Union Pacific is the Strategic Middle Route—a steel highway uniting East with West—conceived by Abraham Lincoln for purposes of National Defense and to serve industry's normal needs.

L. T. WILCOX
General Freight Traffic Manager
Union Pacific Railroad • Omaha, Nebraska



SAN FRANCISCO to KANSAS CITY and ST. LOUIS via Denver

Table E All Trains Daily. For complete schedules see tables 4, 17 and 18		San Fran. Overland-Pony Express 28-38 Example	San Fran. Challenger-Pony Express 38-4-38 Example	Pacific Limited 22-24 Example
Southern Pacific				
Lv San Francisco (P.T.)	8.40 SUN	7.40 SUN	11.40 SUN	
" Oakland Pier	9.24 "	8.15 "	12.17 "	
" Oakland (16th St.)	9.32 "	8.24 "	12.25 "	
" Berkeley	9.50 SUN	8.41 "	12.38 "	
" Sacramento	12.10 MON	11.10 SUN	3.10 "	
" Truckee	5.00 "	3.40 MON	8.00 "	
" Reno	6.10 "	4.50 "	9.15 SUN	
Ar Ogden (P.T.)	6.10 "	6.05 "	10.40 MON	
Union Pacific				
Ar Salt Lake City	11.30 MON	11.30 MON	2.45 MON	
Wabash				
Lv Kansas City	8.30 WED	8.30 WED	11.55 TUE	
Ar St. Louis (C.T.)	2.15 WED	2.15 WED	7.30 WED	

Equipment for Page 17

★ **NO. 28-38—SAN FRAN. OVERLAND—PONY EXPRESS—DAILY**
S. P. No. 28 to Ogden; No. 28 to Cheyenne; No. 38 to Kansas City; Wabash No. 2 to St. Louis. Observation Sleeping Car. San Francisco to Cheyenne—2 Drawing-rooms, 3 Compartments (for Chicago). Standard Sleeping Cars. San Francisco to St. Louis—6 Sections, 6 Roomettes, 4 Double Bedrooms. San Francisco to Salt Lake City—6 Sections, 6 Roomettes, 4 Double Bedrooms (U. P. 30 south of Ogden). Denver to Kansas City—12 Sections, Drawing-room. Dining Car. San Francisco to Salina, Kansas.

★ **NO. 88-4-38—SAN FRAN. CHALLENGER—PONY EXPRESS—DAILY**
S. P. No. 88 to Ogden; No. 38 to Cheyenne; No. 4 to Denver; No. 38 to Kansas City; Wabash No. 2 to St. Louis. Tourist Sleeping Car. San Francisco to St. Louis—16 Sections. Reclining Seat Coaches. San Francisco to Cheyenne; Cheyenne to Kansas City. Kansas City to St. Louis. Dining Car. San Francisco to Salina, Kansas.

★ **NO. 23-24—PACIFIC LIMITED—DAILY**
S. P. No. 22 to Ogden; No. 24 to Kansas City. Standard Sleeping Cars. San Francisco to Ogden—12 Sec., D. R. (for Chicago). Ogden to Denver—12 Sections, D. R. (from Las Vegas). (Occupancy at Denver until 8:00 a.m.). Green River to Kansas City—10 Sections, Drawing-room, Compartment (from Portland). San Francisco to Salt Lake City—10 Sections, D. R., Compartments (No. 32 south of Ogden). Tourist Sleeping Cars. San Francisco to Green River—16 Sections (for Chicago). Green River to Denver—16 Sections (from Portland). (Occupancy at Denver until 8:00 a.m.). Reclining Seat Coaches. San Francisco to Kansas City. Dining Car. Meal service.

Footnotes for Page 17

★ Regularly assigned through cars air-conditioned.
(C.T.) Central time. (M.T.) Mountain time (P.T.) Pacific time.
Time between 12.01 midnight and 12.00 noon shown in light face type.
Time from 12.01 noon to 12.00 midnight shown in heavy face type.

The Pony Express

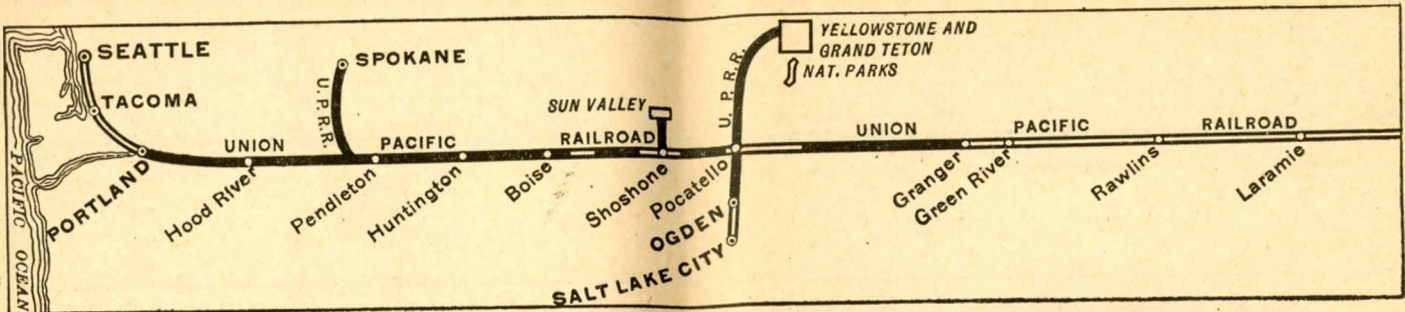
KANSAS CITY—DENVER—SALT LAKE CITY

- This fast well-equipped Union Pacific train between Kansas City, Denver and Salt Lake City, was so named to preserve the memory of the first Pony Express. That romantic business venture of frontier-day history provided the swiftest means at that time of transmitting the mail and news. Today, Union Pacific's Pony Express speeds travelers between Kansas City, Denver and Salt Lake City.



- This splendid train also provides regular service in coaches and standard and tourist sleeping cars to and from the Pacific Coast. See schedules and equipment on pages 14 to 19 inclusive.





ST. LOUIS and KANSAS CITY to PORTLAND and SEATTLE via Denver

Table F		Pacific Limited 23-25 Example	Pony Express Portland Rose 37-17 Example
All Trains Daily—For complete schedules see tables 17, 18 and 6			
Lv St. Louis (Wabash) (C.T.)		1.50 SUN	1.50 SUN
Ar Kansas City		7.15 SUN	7.15 SUN
Lv Kansas City (Union Pacific)		8.00 SUN	11.55 SUN
" Lawrence		8.48 "	12.50 MON
" Topeka		9.25 "	1.30 "
" Manhattan		10.19 "	2.44 "
" Junction City		10.55 "	3.32 "
" Salina (C.T.)		11.50 SUN	5.20 "
" Ellis (M.T.)		1.15 MON	7.20 "
" Oakley		2.35 "	9.05 "
Ar Denver		7.50 "	3.20 "
Lv Denver		8.30 "	4.45 "
" La Salle		9.32 "	5.38 "
Ar Cheyenne		11.00 "	7.15 "
Lv Cheyenne		11.59 "	8.20 "
" Laramie		1.40 "	9.58 MON
" Rawlins		4.15 "	12.35 TUE
" Green River		7.30 "	4.10 "
" Kemmerer		9.15 MON	5.50 "
Ar Pocatello		1.35 TUE	10.00 "
Ar W. Yellowstone		"	3.00 TUE
Lv W. Yellowstone		8.00 MON	8.00 MON
Lv Pocatello		2.20 TUE	10.30 TUE
Ar Minidoka		3.50 "	11.50 "
Ar Shoshone		5.00 "	12.50 "
Lv Shoshone	Sun Valley is 1½ miles from Ketchum station	7.00 "	1.10 "
Ar Sun Valley		9.00 "	3.00 "
Lv Sun Valley		2.45 "	10.30 "
Ar Shoshone		4.45 "	12.30 "
Lv Shoshone		5.00 TUE	12.50 "
" Boise		8.30 "	4.05 "
Ar Huntington (M.T.)		11.35 "	7.00 "
Lv Huntington (P.T.)		10.45 "	6.10 "
" Baker		12.12 "	7.35 "
" Pendleton		4.15 "	11.40 TUE
" The Dalles		7.33 "	4.15 WED
" Hood River		8.12 "	5.04 "
Ar Portland		10.30 TUE	7.00 "
Lv Portland		11.00 TUE	8.30 WED
Ar Tacoma		4.50 WED	1.00 "
Ar Seattle (P.T.)		6.45 WED	2.20 WED

Equipment for Page 18

★ NO. 23-25—PACIFIC LIMITED—DAILY

Wabash No. 9 to Kansas City; No. 23 to Green River; No. 25 to Portland.
 Standard Sleeping Cars... St. Louis to Cheyenne—6 Sections, 6 Roomettes, 4 Double Bedrooms (for San Francisco).
 Kansas City to Portland—10 Sections, Drawing-room, Compartment.
 Tourist Sleeping Cars... St. Louis to Cheyenne—16 Sections (for San Francisco).
 Cheyenne to Portland—16 Sections.
 Reclining Seat Coaches... St. Louis to Kansas City.
 Kansas City to Green River.
 Cheyenne to Portland.
 Dining Car... Meal service.

★ NO. 37-17—PONY EXPRESS—PORTLAND ROSE—DAILY

No. 37 to Cheyenne; No. 17 to Portland.
 Observation Sleeping Car... Denver to Portland—10 Sections.
 Standard Sleeping Cars... Kansas City to Portland—6 Sections, 6 Roomettes, 4 Double Bedrooms. (Open 10:00 p.m.); (Car to car change after leaving Denver).
 Denver to Portland—6 Sections, 6 Roomettes, 4 Double Bedrooms.
 Tourist Sleeping Cars... Kansas City to Portland—14 Sections (Open 10:00 p.m.)
 (Requires car to car change after leaving Denver).
 Denver to Portland—16 Sections.
 Reclining Seat Coaches... Kansas City to Denver; Denver to Portland.
 Dining Car... Meal service.

Footnotes for Page 18

★ Regularly assigned through cars air-conditioned.


♦ Motor bus connections between Shoshone and Sun Valley are provided passengers arriving or departing Shoshone on principal trains and holding through rail tickets to and from Ketchum and reservations at Sun Valley Lodge or Challenger Inn.
 Sun Valley is one and one-half miles distant from railroad station at Ketchum, Idaho and there is convenient free bus service.

• Connecting sleeping car service daily during Yellowstone season, June 20 to Sept. 12.

(C.T.) Central time. (M.T.) Mountain time. (P.T.) Pacific time.

Time between 12.01 midnight and 12.00 noon shown in light face type.

Time from 12.01 noon to 12.00 midnight shown in heavy face type.

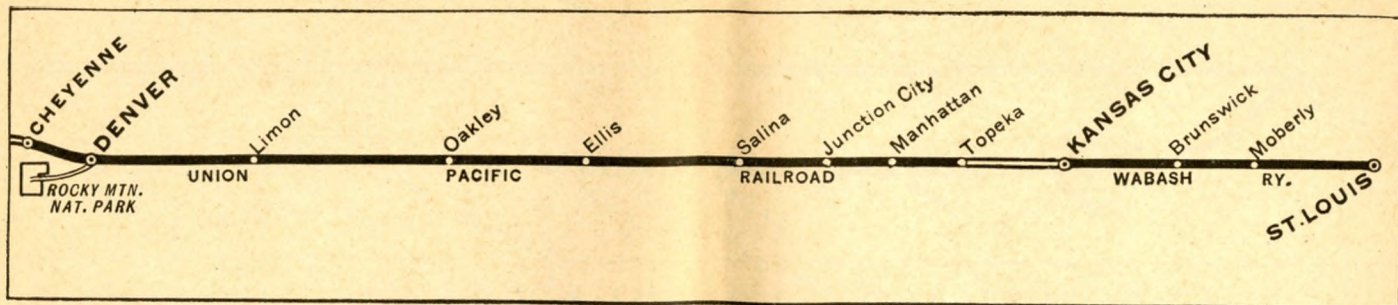


Timberline Lodge, Oregon IN MOUNT HOOD NATIONAL FOREST

Riding, golfing, fishing, mountain climbing, hiking, badminton, archery, paddle tennis and other activities are offered vacationists at Timberline Lodge, 6000 feet high on Mount Hood, 90 minutes by highway from Portland and reached by regular bus service. Ride the mile-long chair ski lift for an unexcelled view.

Accommodations are the finest in million dollar Timberline Lodge, yet rates are most attractive. Daily motor bus service between Portland and the Lodge.

Ask any Union Pacific Representative for Information or Folder on Oregon's Famous Timberline Lodge.



SEATTLE and PORTLAND to KANSAS CITY and ST. LOUIS via Denver

Table F		Portland Rose— Pony Express 18-4-38 Example	Pacific Limited 26-24 Example
All Trains Daily—For complete schedules see tables 6, 17 and 18			
Union Pacific			
Lv Seattle (P.T.)	4.10	SUN	11.00
" Tacoma	5.20	"	12.33
Ar Portland	9.10	SUN	6.45
Lv Portland	9.40	SUN	10.30
" Hood River	11.19	"	12.15
" The Dalles	12.01	SUN	1.00
" Pendleton	3.20	MON	4.35
" Baker	7.15	"	9.03
Ar Huntington (P.T.)	8.40	"	10.55
Lv Huntington (M.T.)	9.50	"	12.10
" Boise	12.40	"	3.20
Ar Shoshone	3.50	"	6.43
Lv Shoshone	4.15	"	7.00
Ar Sun Valley	6.15	"	9.00
Lv Sun Valley	1.30	"	2.45
Ar Shoshone	3.20	"	4.45
Lv Shoshone	3.50	"	6.43
" Mindoka	4.58	"	8.05
Ar Pocatello	6.15	MON	9.25
Ar W. Yellowstone			*3.00
Lv W. Yellowstone			*8.00
Lv Pocatello	6.40	MON	9.55
" Kemmerer	10.50	MON	3.10
Ar Green River	12.15	TUE	5.00
" Rawlins	3.20	"	9.20
" Laramie	5.50	"	12.45
Ar Cheyenne	7.25	"	2.25
Lv Cheyenne	8.40	"	3.15
" La Salle	10.30	"	5.05
Ar Denver	11.55	"	6.30
Lv Denver	4.15	"	8.45
Ar Oakley	9.15	"	1.23
" Ellis (M.T.)	11.05	"	2.45
" Salina (C.T.)	2.50	WED	6.15
" Junction City	4.22	"	7.30
" Manhattan	5.05	"	8.10
" Topeka	6.10	"	9.20
" Lawrence	6.48	"	9.55
Ar Kansas City	7.45	WED	10.55
Lv Kansas City (Wabash)	8.30	WED	11.55
Ar St. Louis (C.T.)	2.15	WED	7.30

★ NO. 18-4-38—PORTLAND ROSE—PONY EXPRESS—DAILY

No. 18 to Cheyenne; No. 4 to Denver; No. 38 to Kansas City; Wabash No. 2 to St. Louis.

- Observation Sleeping Car... Portland to Denver—10 Sections.
Standard Sleeping Cars... Portland to Kansas City and St. Louis—6 Sections, 6 Roomettes, 4 Double Bedrooms (Car to car change before arrival Denver).
Cheyenne to Kansas City—6 Sections, 6 Roomettes, 4 Double Bedrooms (from Los Angeles).
Cheyenne to St. Louis—6 Sections, 6 Roomettes, 4 Double Bedrooms (from San Francisco).
Denver to Kansas City—12 Sections, Drawing-room.
Tourist Sleeping Cars... Portland to St. Louis—16 Sections. (Requires change of trains at Cheyenne).
Cheyenne to St. Louis—16 Sec. (from San Francisco).
Reclining Seat Coaches... Portland to Denver; Denver to Kansas City. Kansas City to St. Louis.
Dining Car... Portland to Salina, Kansas.

★ NO. 26-24—PACIFIC LIMITED—DAILY

No. 26 to Green River; No. 24 to Kansas City; Wabash No. 18 to St. Louis.

- Standard Sleeping Car... Portland to Kansas City—10 Sections, D. R., Compt.
Tourist Sleeping Car... Portland to Denver—16 Sections. (Occupancy at Denver until 8:00 a.m.).
Reclining Seat Coaches... Portland to Green River; Green River to Kansas City. Kansas City to St. Louis.
Dining Car... Meal service.

Footnotes for Page 19

- ★ Regularly assigned through cars air-conditioned.

♦ Motor bus connections between Shoshone and Sun Valley are provided passengers arriving or departing Shoshone on principal trains and holding through rail tickets to and from Ketchum and reservations at Sun Valley Lodge or Challenger Inn.

Sun Valley is one and one-half miles distant from railroad station at Ketchum, Idaho and there is convenient free bus service.

- Connecting sleeping car service daily during Yellowstone season, June 20 to Sept. 12. (C.T.) Central time. (M.T.) Mountain time. (P.T.) Pacific time.

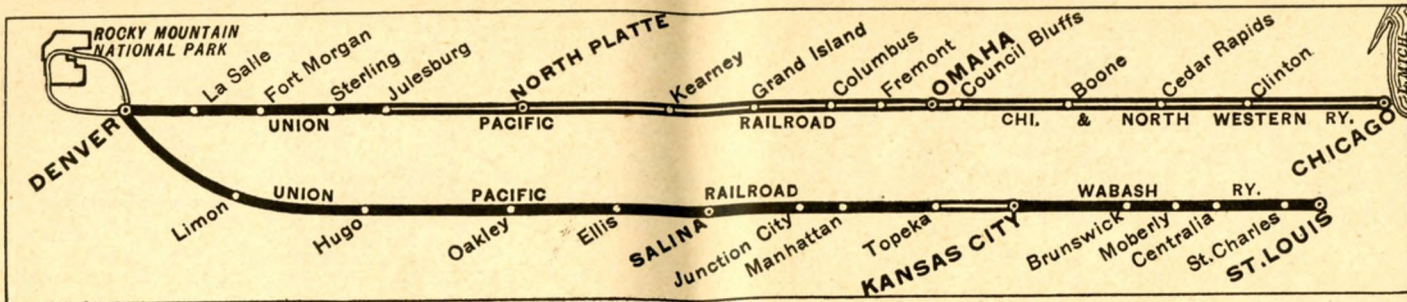
Union Pacific "Meals That Appeal"

Meal Service as explained below is available on Union Pacific Trains.

Regular dining car service on the "Los Angeles Limited", the "Overland Limited", the "Portland Rose", the "Pony Express", the "Columbine", the "Pacific Limited", the Streamliners "City of Portland", "City of Los Angeles", "City of San Francisco" and "City of Denver", on trains 405, 406, 561 and 458 between Portland and Seattle, on train 4 between Cheyenne and Denver, on trains 99 and 100 between Kansas City and Salina, on train 35 between Pocatello and West Yellowstone, and on trains 29, 30 and 32 between Salt Lake City, Pocatello and Butte.

Challenger Dining Car Service featuring special low cost meals is available to coach and tourist sleeping car passengers on the Los Angeles and San Francisco Challengers, and on the "Portland Rose" (only between Cheyenne and Portland).

Coffee Shop Service is available to coach passengers on the Streamliners "City of San Francisco", "City of Portland", "City of Los Angeles" and "City of Denver".



CHICAGO and OMAHA to DENVER

Table G All Trains Daily—For complete schedules see table 5		Streamliner City of Denver 111 Example	The Columbine 15 Example	Overland Limited 27-64 Example
C. & N. W.				
Lv Chicago (C. T.)	5.45 SUN	11.45 SAT	9.00 SUN	
Ar Omaha	1.45 MON	3.50 SUN	7.55 MON	
C. & N. W.		(203-10-203)		(201-2-201)
Lv Minneapolis (C. T.)	8.40 SUN		8.05 SUN	
" St. Paul	9.15 "		8.45 "	
" Sioux City	5.35 "		4.20 MON	
Ar Omaha	8.00 SUN		7.15 MON	
Union Pacific				
Lv Omaha	1.55 MON	6.00 SUN	8.45 MON	
" Fremont	2.31 "	7.05 "	9.33 "	
" Columbus	3.11 "	8.14 "	10.25 "	
" Grand Island	4.05 MON	10.00 "	11.55 "	
" Kearney	4.43 "	11.13 SUN	12.48 "	
Ar North Platte (C. T.)	6.03 "	1.40 MON	2.40 "	
Lv North Platte (M. T.)	5.15 "	12.55 "	1.50 "	
" Julesburg	6.30 "	3.00 MON	3.25 "	
" Sterling	7.24 "	4.27 "		
" Fort Morgan		5.29 "		
" La Salle	8.48 "	6.47 "		
Ar Denver	9.45 MON	8.00 MON	11.55 MON	

Equipment for Table G

★ NO. 111—The Streamliner CITY OF DENVER—DAILY

Train runs via C. & N. W. to Omaha; thence U. P.
All-wave Radio Sets in Diner-lounge, Observation Lounge and Coaches.
 Observation Sleeping Car... Chicago to Denver—6 Double Bedrooms.
 Standard Sleeping Cars... Chicago to Denver—12 Sections (2 cars).
 Chicago to Denver—8 Sections, 3 Double Bedrooms.
 Chicago to Denver—4 Roomettes, 3 Compartments,
 1 Drawing-room, 4 Double Bedrooms.
 Coaches... Chicago to Denver—2 Cars, 50 reclining seats each—
 all reserved.
 Dining Car... Meal service.

★ NO. 15—THE COLUMBINE—DAILY

Train runs via C. & N. W. to Omaha; thence U. P.
(Meals in station lunch rooms, Chicago to Omaha).
 Standard Sleeping Car... Omaha to Denver—12 Sections, 2 Double Bedrooms.
 (Occupancy at Denver until 8:00 a.m.)
 Coaches... Chicago and Omaha to Denver.
 Dining Car... North Platte to Denver.

★ No. 27-64—OVERLAND LIMITED—DAILY

No. 27 to Cheyenne; No. 64 to Denver—Train runs via C. & N. W. to Omaha; thence U. P.
 See Tables A, B and C, pages 8, 10 and 12 for detail of sleeping car equipment.
 Tourist Pullmans and coaches are on Challenger trains Nos. 7 and 87 leaving Chicago at 9:10 p.m. and 9:20 p.m. No. 64 carries coaches only.

DENVER to OMAHA and CHICAGO

Table G All Trains Daily. For complete schedules see table 5		Streamliner City of Denver 112 Example	The Columbine 16 Example
Union Pacific			
Lv Denver (M. T.)	3.55 SUN	4.00 SUN	
" La Salle	4.41 "	5.00 "	
" Fort Morgan	2.31 "	6.17 "	
" Sterling	6.00 "	7.20 "	
" Julesburg	6.51 "	8.55 "	
Ar North Platte (M. T.)	8.02 "	11.00 "	
Lv North Platte (C. T.)	9.07 "	12.15 MON	
" Kearney	10.28 "	2.15 "	
" Grand Island	11.06 "	3.30 "	
" Columbus	12.01 "	4.50 "	
" Fremont	12.41 "	5.47 "	
Ar Omaha	1.25 MON	6.45 MON	
C. & N. W.			
Lv Omaha	1.35 MON	7.00 MON	
Ar Chicago	9.35 MON	6.30 MON	
C. & N. W.		(204-9-204)	
Lv Omaha		8.40 MON	
Ar Sioux City		11.40 "	
Ar St. Paul		7.15 "	
Ar Minneapolis		7.50 MON	

Equipment for Table G

★ NO. 112—The Streamliner CITY OF DENVER—DAILY

Train runs via C. & N. W. east of Omaha
 Observation Sleeping Car... Denver to Chicago—6 Double Bedrooms.
 Standard Sleeping Cars... Denver to Chicago—12 Sections (2 cars).
 Denver to Chicago—8 Sections, 3 Double Bedrooms.
 Denver to Chicago—4 Roomettes, 3 Compartments,
 1 Drawing-room, 4 Double Bedrooms.
 Coaches... Denver to Chicago—2 Cars, 50 reclining seats each—
 all reserved.
 Dining Car... Meal service.

★ NO. 16—THE COLUMBINE—PACIFIC LIMITED—DAILY

Train runs via C. & N. W. east of Omaha.
 Standard Sleeping Car... Denver to Omaha—12 Sections, 2 Double Bedrooms.
 (Occupancy at Omaha until 8:00 a.m.)
 Coaches... Denver and Omaha to Chicago.
 Dining Car... Denver to North Platte; Omaha to Chicago.

Footnotes for Page 20

● No. 27 to Cheyenne; No. 64 to Denver. No. 27 carries only standard Pullmans. Tourist Pullmans and coaches are on Challenger trains Nos. 7 and 87 leaving Chicago at 9:10 p.m. and 9:20 p.m. No. 64 carries coaches only.

★ Regularly assigned through cars air-conditioned.

(C. T.) Central time. (M. T.) Mountain time.

Time from 12.01 midnight to 12.00 noon shown in light face type.

Time from 12.01 noon to 12.00 midnight shown in heavy face type.

A Reminder about Sun Valley, Idaho

AMERICA'S ALL-YEAR VACATION CENTER

Thrilling Sports Events in Every Season of the Year

For Detail Information

ask any Union Pacific Agent or Representative

ST. LOUIS - KANSAS CITY - DENVER

Pony Express 37	Pacific Limited 23	Table H All trains daily—For complete schedules, see table 17		Pony Express 38	Pacific Limited 24
Example	Example			Example	Example
1.50 SUN 7.15 " " " "	1.50 SUN 7.15 " " " "	Lv	Wabash St. Louis (C.T.)	2.15 MON 8.30 MON	7.30 MON 11.55 SUN
11.55 SUN 12.02 MON	8.00 SUN 8.48 " " " "	Ar	Kansas City Union Pacific	7.45 MON 7.33 " " " "	10.55 SUN " " " "
12.50 " " " "	9.25 " " " "	Lv	Kansas City	6.48 " " " "	9.55 " " " "
1.30 " " " "	" " " "	Lv	Lawrence	6.10 " " " "	9.20 " " " "
1.58 " " " "	" " " "	"	Topeka	" " " "	" " " "
2.44 " " " "	10.19 " " " "	"	St. Mary	" " " "	" " " "
3.07 " " " "	" " " "	"	Manhattan	5.05 " " " "	8.10 " " " "
3.32 " " " "	10.55 " " " "	"	Fort Riley	4.38 " " " "	" " " "
4.17 " " " "	" " " "	"	Junction City	4.32 " " " "	7.40 " " " "
5.20 " " " "	11.50 SUN 2.05 MON	"	Abilene	3.36 " " " "	7.03 " " " "
8.00 " " " "	" " " "	Ar	Ellis (C.T.)	3.00 " " " "	6.25 " " " "
7.20 " " " "	1.15 MON 2.35 " " " "	Lv	Ellis (M.T.)	11.05 SUN 9.15 " " " "	2.45 " " " "
9.05 " " " "	5.22 " " " "	Lv	Oakley	6.15 " " " "	10.40 " " " "
12.52 " " " "	5.50 " " " "	"	Hugo	5.50 " " " "	10.18 " " " "
1.17 " " " "	7.50 MON	Ar	Limon	4.15 SUN 8.45 SUN	" " " "
3.20 MON	" " " "	Lv	Denver	" " " "	" " " "

Footnotes for Page 21

★ Regularly assigned through cars air-conditioned.

☐ Conditional stop; see table 17, page 42.

(C.T.) Central time. (M.T.) Mountain time. (P.T.) Pacific time.

Time between 12.01 midnight and 12.00 noon shown in light face type.

Time from 12.01 noon to 12.00 midnight shown in heavy face type.

Equipment for Table H

★ **NO. 23—PACIFIC LIMITED—DAILY**—Wabash No. 9 to Kansas City.
Standard Sleeping Cars... St. Louis to Denver—6 Sections, 6 Roomettes, 4 Double Bedrooms (for San Francisco).
Kansas City to Denver—12 Sections, Drawing-room. (for Salt Lake City).

Tourist Sleeping Car... St. Louis to Denver—16 Sections (for San Francisco).
Coaches... St. Louis to Kansas City.
Kansas City to Denver.

Dining Car... Meal service.

★ NO. 37—PONY EXPRESS—DAILY

Standard Sleeping Car... Kansas City to Denver—6 Sections, 6 Roomettes, 4 Double Bedrooms (for Los Angeles). (Open 10:00 p.m.).
Tourist Sleeping Car... Kansas City to Denver—14 Sections (for Los Angeles). (Open 10:00 p.m.).

Coach... Kansas City to Denver.
Dining Car... Meal service.

★ NO. 38—PONY EXPRESS—DAILY

Standard Sleeping Cars... Denver to St. Louis—6 Sections, 6 Roomettes, 4 Double Bedrooms (from San Francisco).
Denver to Kansas City—6 Sections, 6 Roomettes, 4 Double Bedrooms (from Los Angeles).
Denver to Kansas City—12 Sections, Drawing-room.

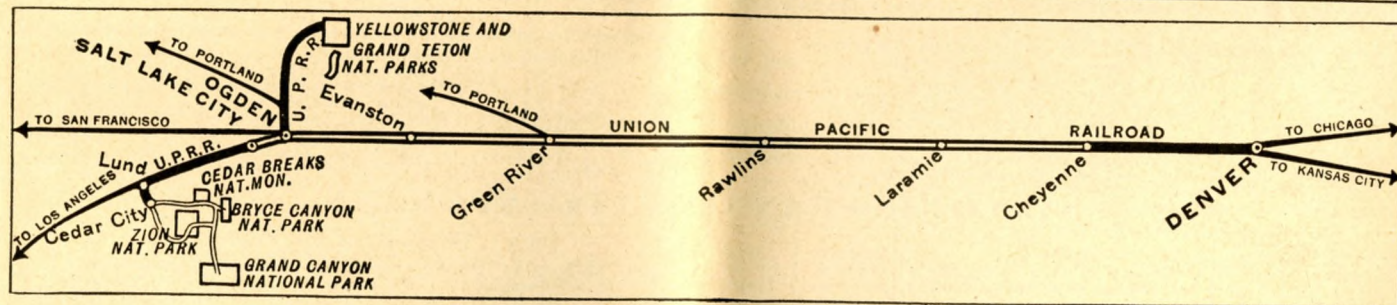
Tourist Sleeping Car... Denver to St. Louis—16 Sections (from San Francisco).
Coaches... Denver to Kansas City.
Kansas City to St. Louis.

Dining Car... Meal service.

★ NO. 24—PACIFIC LIMITED—DAILY

Standard Sleeping Car... Denver to Kansas City—10 Sections, Drawing-room, Compartment (from Portland).

Coach... Denver to Kansas City.
Dining Car... Meal service.



DENVER - SALT LAKE CITY

Pacific Limited 23	Pony Express Challenger 37-7	Pony Express 37	Table J All trains daily. For complete schedules see tables 18 and 19.		Pony Express 38	Challenger 8-4	Pacific Limited 24	
8.30	4.45	4.45	Lv	Denver (M.T.)	Ar	10.30	11.55	6.30
9.32	5.38	5.38	"	LaSalle	Ar	9.10	10.30	5.05
11.59	8.30	7.50	Lv	Cheyenne	Ar	6.40	7.50	2.25
1.40	10.10	9.25	"	Laramie	Lv	5.05	6.25	12.55
4.15	12.48	11.58	"	Rawlins	"	2.35	3.50	9.30
7.10	3.40	3.05	"	Green River	"	11.45	12.50	5.50
9.42	6.02	5.35	"	Evanston	"	9.32	10.25	3.12
11.45	7.50	7.30	Ar	Ogden	"	7.40	8.20	1.00
1.05	9.10	8.55	Ar	Salt Lake City	Lv	6.25	6.45	10.30

★ NO. 37—PONY EXPRESS—DAILY

Diner Lounge Car... Denver to Salt Lake City.
Standard Sleeping Car... Denver to Salt Lake City—6 Sections, 6 Roomettes, 4 Double Bedrooms.

★ NO. 37-7—PONY EXPRESS—CHALLENGER

No. 37 to Cheyenne; No. 7 to Salt Lake City

Challenger Sleeping Car... Denver to Salt Lake City—14 Sec. (for Los Angeles).
Coaches... Denver to Salt Lake City and Los Angeles.
Dining Car... Serving moderately-priced meals.

★ NO. 38—PONY EXPRESS—DAILY

Diner Lounge Car... Salt Lake City to Denver.
Standard Sleeping Car... Salt Lake City to Denver—6 Sections, 6 Roomettes, (Pullman Tourist) 4 Double Bedrooms.

★ NO. 8-4—CHALLENGER

No. 8 to Cheyenne; No. 4 to Denver.

Challenger Sleeping Car... Salt Lake City to Denver—14 Sections (from Los Angeles).
Coaches... Salt Lake City to Denver.
Dining Car... Serving moderately-priced meals.

Equipment for Table J

★ NO. 23—PACIFIC LIMITED—DAILY

Standard Sleeping Car... Denver to Salt Lake City—12 Sections, D. R. (from Kansas City). (Occupancy until 8:00 a.m.).
Tourist Sleeping Car... Denver to Ogden—16 Sections (from St. Louis).
Coaches... Denver to Salt Lake City and Los Angeles.
Dining Car... Meal service.

★ NO. 24—PACIFIC LIMITED—DAILY

Standard Sleeping Car... Salt Lake City to Denver—12 Sections, D. R. (from Las Vegas). (Occupancy until 8:00 a.m.).
Tourist Sleeping Car... Green River to Denver—16 Sections (from Portland), (Occupancy until 8:00 a.m.).
Coaches... Salt Lake City to Denver and Kansas City.
Dining Car... Meal service.



CHICAGO-OMAHA-SPOKANE

No. 21-25 Bus 68 Example	No. 27-17-13-12 Example	Table K All trains daily—For complete schedules, see tables 1, 2, 6 and 8		No. 11-14-18-28 Example	Bus 61 No. 26-22 Example
10.00 SUN	9.00 SUN	Lv Chicago (C.T.) C. & N. W.	Ar	8.30 WED	7.25 WED
10.00 "	7.55 MON	Ar Omaha	Lv	9.30 TUE	7.25 TUE
10.35 SUN	8.45 MON	Lv Omaha Union Pacific	Ar	8.15 TUE	5.35 TUE
7.30 MON	4.10 TUE	" Green River (MT.)	Lv	12.40 TUE	6.15 MON
2.20 TUE	10.30 "	" Pocatello	Lv	6.40 MON	9.55 MON
4.15 "	11.40 TUE	Ar Pendleton (P.T.)	Lv	3.20 "	4.35 SUN
5.00 "	12.05 WED	Lv Pendleton	Ar	2.35 "	4.15 SUN
↓	1.45 "	Ar Umatilla	Lv	1.25 "	↑
↓	2.50 "	Ar Wallula	Lv	12.37 MON	↑
12.40 WED	7.30 "	Ar Yakima	Lv	7.40 SUN	7.30 SUN
6.35 TUE	5.00 "	Ar Walla Walla	Lv	10.00 SUN	2.35 SUN
↓	3.10 "	Lv Wallula	Ar	12.19 MON	↑
↓	4.25 "	Ar Ayer	Lv	11.11 SUN	↑
10.10 TUE	7.55 "	Ar Lewiston	Lv	7.10 SUN	10.40 SUN
8.45 "	8.45 "	Ar Moscow	Lv	6.40 "	↑
4.25 "	4.25 "	Lv Ayer	Ar	11.11 SUN	↑
6.32 "	6.32 "	Ar Cheney	Lv	9.26 "	↑
12.15 TUE	7.00 WED	Ar Spokane (P.T.)	Lv	9.00 SUN	8.45 SUN

Equipment for Table K

★NO. 27-17-13-12—PORTLAND ROSE—THE SPOKANE—DAILY
No. 27 to Cheyenne; No. 17 to Pendleton; No. 13 to Umatilla; No. 12 to Spokane.
Observation Sleeping Cars. Chicago to Cheyenne—2 Drawing Rooms, 3 Compts. (for San Francisco).
Cheyenne to Pendleton—10 Sections (from Denver).
Standard Sleeping Cars... Chicago to Pendleton—6 Sec., 6 Roomettes, 4 Double Bedrooms. (Car to car change after leaving Pocatello).
Pocatello to Spokane—12 Sec., D.R. (from Salt Lake).
Challenger Sleeping Car... Chicago to Pendleton—16 Sections (for Portland).
Coaches... Chicago to Pendleton; Pendleton to Spokane.
Dining Car... Meal Service.

★NO. 11-14-18-28—THE SPOKANE—PORTLAND ROSE—DAILY
No. 11 to Umatilla; No. 14 to Pendleton; No. 18 to Cheyenne; No. 28 to Chicago.
Observation Sleeping Cars. Pendleton to Cheyenne—10 Sections (from Portland).
Cheyenne to Chicago—2 Drawing-rooms, 3 Compts. (from San Francisco).
Standard Sleeping Cars... Spokane to Chicago—12 Sec., D.R. (Passengers make car to car change prior to arrival at Pocatello).
Pendleton to Chicago—6 Sections, 6 Roomettes, 4 Double Bedrooms (from Portland).
Challenger Sleeping Car... Pendleton to Chicago—16 Sections (from Portland).
Coaches... Spokane to Pendleton; Pendleton to Chicago.
Dining Car... Meal service.

★Bus 61—NO. 26-22—DAILY—Bus 61 to Pendleton; 26 to Green River; 22 to Chicago.
Standard Sleeping Cars... Pendleton to Gr. River—10 Sections, Drawing-room, Compartment (from Portland).
Green River to Chicago—10 Sections, 3 Double Bedrooms (from Los Angeles).
Tourist Sleeping Cars... Pendleton to Green River—16 Sec. (from Portland).
Green River to Chicago—16 Sec. (from Los Angeles).
Coach... Pendleton to Chicago.
Dining Car... Meal service.

★NO. 21-25-BUS 68—DAILY—No. 21 to Green River; No. 25 to Pendleton.
Standard Sleeping Cars... Chicago to Cheyenne—10 Sections, 3 Double Bedrooms (for Los Angeles).
Cheyenne to Pendleton—10 Sections, Drawing-room, Compartment (from Kansas City).
Tourist Sleeping Cars... Chicago to Pendleton, 16 Sec. (Change trains at Cheyenne).
Cheyenne to Pendleton—16 Sections (for Portland).
Coaches... Chicago to Pendleton; U.P. Stages Pendleton to Spokane.
Dining Car... Meal service. Chicago to Pendleton.

ST. LOUIS-KANSAS CITY-SPOKANE

No. 23-25 Bus 68 Example	No. 37-17-13-12 Example	Table L All trains daily—For complete schedules, see tables 6, 8 and 17		No. 11-14-18-4-38 Example	Bus 61 No. 26-24 Example
1.50 SUN	1.50 SUN	Lv St. Louis (C.T.) Wabash	Ar	2.15 WED	7.30 WED
7.15 SUN	7.15 SUN	Ar Kansas City	Lv	8.30 "	11.55 TUE
8.00 SUN	11.55 SUN	Lv Kansas City Union Pacific	Ar	7.45 WED	10.55 TUE
8.30 MON	4.45 MON	" Denver (M.T.)	Ar	4.15 TUE	8.45 MON
2.20 TUE	10.30 TUE	" Pocatello	Lv	6.40 MON	9.55 MON
4.15 "	11.40 TUE	Ar Pendleton (P.T.)	Lv	3.20 "	4.35 SUN
5.00 "	12.05 WED	Lv Pendleton	Ar	2.35 "	4.15 SUN
↓	1.45 "	Ar Umatilla	Lv	1.25 "	↑
↓	2.50 "	Ar Wallula	Lv	12.37 MON	↑
12.40 WED	7.30 "	Ar Yakima	Lv	7.40 SUN	7.30 SUN
6.35 TUE	5.00 "	Ar Walla Walla	Lv	10.00 SUN	2.35 SUN
↓	3.10 "	Lv Wallula	Ar	12.19 MON	↑
↓	4.25 "	Ar Ayer	Lv	11.11 SUN	↑
10.10 TUE	7.55 "	Ar Lewiston	Lv	7.10 "	10.40 SUN
8.45 "	8.45 "	" Moscow	Lv	6.40 "	↑
4.25 "	4.25 "	Lv Ayer	Ar	11.11 "	↑
6.32 "	6.32 "	Ar Cheney	Lv	9.26 "	↑
12.15 TUE	7.00 WED	Ar Spokane (P.T.)	Lv	9.00 SUN	8.45 SUN

Equipment for Table L

★NO. 37-17-13-12—PORTLAND ROSE—THE SPOKANE—DAILY
No. 37 to Cheyenne; No. 17 to Pendleton; No. 13 to Umatilla; No. 12 to Spokane.
Observation Sleeping Car. Denver to Pendleton—10 Sections (for Portland).
Standard Sleeping Cars... Kansas City to Denver—6 Sections, 6 Roomettes, 4 Double Bedrooms (for Los Angeles).
Denver to Pendleton—6 Sections, 6 Roomettes, 4 Double Bedrooms (for Portland).
Pocatello to Spokane—12 Sec., D.R. (from Salt Lake).
Challenger Sleeping Cars... Kansas City to Gr. River—14 Sec., (for Los Angeles).
Denver to Pendleton—16 Sections (for Portland).
Coach Service... Kansas City to Denver; to Pendleton; to Spokane.
Dining Car... Meal service.

★NO. 11-14-18-4-38—THE SPOKANE—PORTLAND ROSE—DAILY
No. 11 to Umatilla; No. 14 to Pendleton; No. 18 to Cheyenne;
Observation Sleeping Car. Pendleton to Denver—10 Sections (from Portland).
Standard Sleeping Cars... Spokane to St. Louis—12 Sections, Drawing-room. (Car to car change enroute).
Pocatello to Denver—6 Sections, 6 Roomettes, 4 Double Bedrooms (from Portland).
Green River to St. Louis—6 Sections, 6 Roomettes, 4 Double Bedrooms (from San Francisco).
Challenger Sleeping Cars... Pendleton to Cheyenne—16 Sections. (Pullman Tourist).
Green River to St. Louis—16 Sec. (from San Fran.).
Coach Service... Spokane to Pendleton; to Denver; to K.C.; to St. Louis.
Dining Car... Spokane to Salina, Kansas.

★Bus 61—NO. 26-24—DAILY—Bus 61 to Pendleton; 26 to Green River; 24 to Kansas City.
Standard Sleeping Car... Pendleton to Kansas City—10 Sections, Drawing-room, Compartment (from Portland).
Tourist Sleeping Car... Pendleton to Denver—16 Sections (from Portland).
Coach Service... Pendleton to St. Louis.
Dining Car... Serving all meals from Pendleton.

★NO. 23-25-BUS 68—DAILY—23 to Green River; 25 to Pendleton.
Standard Sleeping Car... St. Louis and Kansas City to Pendleton—10 Sections, Drawing-room, Compartment.
Tourist Sleeping Cars... St. Louis and Kansas City to Cheyenne—16 Sections.
Cheyenne to Pendleton—16 Sections (for Portland).
Coach Service... St. Louis to Pendleton; U.P. Stages, to Spokane.
Dining Car... Meal service to Pendleton.

★ Regularly assigned through cars air-conditioned. † Motor bus.
(C.T.) Central time. (M.T.) Mountain time. (P.T.) Pacific time.

Time between 12.01 midnight and 12.00 noon shown in light face type.
Time from 12.01 noon to 12.00 midnight shown in heavy face type.

CHICAGO and ST. LOUIS to SUN VALLEY (Ketchum)

Table M
All trains daily. For complete schedules, see Tables 1, 2, 6, 17, 18 and 64.
SEE NOTE B

	Portland Rose 27-17-Bus Example	Challenger- Portland Rose 7-17-Bus Example	Pacific Limited 21-23-25-Bus Example
Lv Chicago (C.T.) C. & N. W.	9.00 SUN	9.10 SUN	10.00 SUN
Lv Omaha Union Pacific	8.45 MON	9.00 MON	10.35 SUN
Lv St. Louis (C.T.) Wabash	1.50 SUN	1.50 SUN	1.50 SUN
Lv Kansas City Union Pacific	11.55 "	11.55 "	8.00 MON
Lv Denver (M.T.)	4.45 MON	4.45 MON	8.30 MON
Lv Cheyenne	8.20 MON	8.20 MON	11.59 MON
Lv Green River	4.10 TUE	4.10 TUE	7.30 TUE
Lv Pocatello	10.30 "	10.30 "	2.20 TUE
Ar Shoshone	12.50 "	12.50 "	5.00 "
Lv Shoshone	1.10 "	1.10 "	7.00 "
Ar Sun Valley (Ketchum) (M.T.)	3.00 TUE	3.00 TUE	9.00 TUE

★NO. 7-17—THE CHALLENGER—PORTLAND ROSE—DAILY

Bus from Sun Valley to Shoshone.

From Chicago—C. & N. W. 7 to Omaha; U. P. 7 to Cheyenne; 17 to Shoshone.

From St. Louis—Wabash 9 to Kansas City; U. P. 37 to Cheyenne; 17 to Shoshone.

Challenger Sleeping Cars... Chicago to Shoshone—16 Sections.
(Pullman Tourist) Denver to Shoshone—16 Sections.
Coaches... Chicago to Shoshone
St. Louis to Kansas City; Kansas City to Denver.
Denver to Shoshone.
Dining Car... Meal service.

★NO. 27-17—PORTLAND ROSE—DAILY—Bus from Shoshone to Sun Valley.
From Chicago—C. & N. W. 27 to Omaha; U. P. 27 to Cheyenne; U. P. 17 to Shoshone.
From St. Louis—Wabash 9 to Kansas City; U. P. 37 to Cheyenne; U. P. 17 to Shoshone.
Observation Sleeping Cars... Chicago to Cheyenne—2 Drawing-rooms, 3 Compartments (for San Francisco).
Denver to Shoshone—10 Sections (for Portland).
Standard Sleeping Cars... Chicago to Shoshone—2 Drawing-rooms, 4 Compartments, 4 Double Bedrooms.
Chicago to Shoshone—6 Sections, 6 Roomettes, 4 Double Bedrooms.
Kansas City to Shoshone—6 Sections, 6 Roomettes, 4 Double Bedrooms. (Car to car change after leaving Denver).
Denver to Shoshone—6 Sections, 6 Roomettes, 4 Double Bedrooms.
Dining Car... Meal service.

★NO. 21-23-25—PACIFIC LIMITED—DAILY—Bus from Shoshone to Sun Valley.
From Chicago—C. & N. W. 21 to Omaha; U. P. 21 to Cheyenne; 23 to Green River; 25 to Shoshone.
From St. Louis—Wabash 9 to Kansas City; U. P. 23 to Green River; 25 to Shoshone.
Standard Sleeping Cars... Chicago to Cheyenne—10 Sections, 3 Double Bedrooms (for Los Angeles).
Kansas City to Shoshone—10 Sections, Drawing-room, 4 Double Bedrooms (for Portland).
St. Louis to Cheyenne—6 Sections, 6 Roomettes, 4 Double Bedrooms (for San Francisco).
Tourist Sleeping Cars... St. Louis to Cheyenne—16 Sec. (for San Francisco).
Cheyenne to Shoshone—16 Sections (for Portland).
Coaches... Chicago to Shoshone.
St. Louis to Kansas City; Kansas City to Green River.
Cheyenne to Shoshone.
Dining Car... Meal service.

SUN VALLEY (Ketchum) to CHICAGO and ST. LOUIS

Table M
All trains daily. For complete schedules, see Tables 1, 2, 6, 17, 18 and 64.
SEE NOTE B

	Portland Rose Bus-18-28 Example	Portland Rose- Challenger Bus-18-8 Example	Pacific Limited Bus-26-22 Example
Lv Sun Valley (M.T.) Union Pacific	1.30 SUN	1.30 SUN	2.45 SUN
Ar Shoshone	3.20 "	3.20 "	4.45 SUN
Lv Shoshone	3.50 "	3.50 "	6.43 "
Ar Pocatello	6.15 SUN	6.15 SUN	9.25 SUN
Ar Green River	12.15 MON	12.15 MON	5.00 SUN
Ar Cheyenne	7.25 MON	7.25 MON	2.45 MON
Ar Denver (M.T.)	11.55 MON	11.55 MON	6.30 MON
Ar Kansas City (C.T.)	7.45 TUE	7.45 TUE	10.55 MON
Ar St. Louis Wabash	2.15 TUE	2.15 TUE	7.30 TUE
Ar Omaha	8.15 MON	8.30 MON	5.35 MON
Ar Chicago (C.T.) C. & N. W.	8.30 TUE	8.35 TUE	7.25 TUE

Bus-18-28—PORTLAND ROSE—DAILY—Bus from Sun Valley to Shoshone.
Cars to Chicago run in 18-28 to Omaha; thence C. & N. W. 28.
Cars to St. Louis run in 18 to Cheyenne; 4 to Denver; 38 to Kansas City; thence Wabash 2.
Observation Sleeping Cars... Shoshone to Denver—10 Sections (from Portland).
Cheyenne to Chicago—2 Drawing-rooms, 3 Compartments (from San Francisco).

Standard Sleeping Cars... Shoshone to Chicago—4 Compartments, 4 Double Bedrooms, 2 Drawing-rooms.
Shoshone to Chicago—6 Sections, 6 Roomettes, 4 Double Bedrooms.
Shoshone to St. Louis—6 Sections, 6 Roomettes, 4 Double Bedrooms (from Portland). (Car to car change before arrival Denver).
Cheyenne to St. Louis—6 Sections, 6 Roomettes, 4 Double Bedrooms (from San Francisco).
Dining Car... Meal service.

★NO. Bus-26-22—PACIFIC LIMITED—DAILY—Bus, Sun Valley to Shoshone.
Cars to Chicago run in 26 to Green River; 22 to Omaha; thence C. & N. W. 22.
Cars to St. Louis run in 26 to Green River; 24 to Kansas City; thence Wabash 18.
Standard Sleeping Cars... Shoshone to Chicago—10 Sections, Drawing-room, 4 Double Bedrooms (from Los Angeles).
Green River to Chicago—10 Sections, 3 Double Bedrooms (from Los Angeles).
Shoshone to Kansas City—10 Sections, Drawing-room, 4 Double Bedrooms (from Portland).
Tourist Sleeping Cars... Shoshone to Chicago—16 Sections (from Portland).
(Requires change of trains at Green River).
Green River to Chicago—16 Sec. (from Los Angeles).
Shoshone to Denver—16 Sections (from Portland).
Coaches... Shoshone to Green River; Green River to Chicago.
Cheyenne to Kansas City.
Dining Car... Meal service.

★Bus-18-8—PORTLAND ROSE—THE CHALLENGER—DAILY

Bus from Sun Valley to Shoshone.

Cars to Chicago run in 18-8 to Omaha; thence C. & N. W. 8.

Cars to St. Louis run in 18 to Cheyenne; 4 to Denver; 38 to Kansas City; thence Wabash 2.

Challenger Sleeping Cars... Shoshone to Chicago—16 Sections (from Portland).
(Pullman Tourist) Shoshone to St. Louis—16 Sections (from Portland).
(Requires change of trains at Cheyenne).
Cheyenne to St. Louis—16 Sec. (from San Francisco).
Coaches... Shoshone to Chicago.
Shoshone to Denver; Denver to Kansas City.
Kansas City to St. Louis.
Dining Car... Meal service.

CALIFORNIA—SALT LAKE CITY—SUN VALLEY (Ketchum)

Table N
All trains daily. For detailed schedules and equipment see Tables A, B, T and U.

33-17-Bus	8-29-25 -Bus	38-29-25 -Bus	Union Pacific	Bus-18 -34-21	Bus-26 -32-21
SEE NOTE B	8.05	8.00	Lv Los Angeles (P.T.)... Ar	10.30	10.30
	6.15	5.55	Ar Salt Lake City (M.T.)... Lv	1.35	1.35
11.00	8.00	8.00	Lv Salt Lake City... Ar	11.30	2.45
12.05	9.05	9.05	Ar Ogden... Lv	10.35	1.50
	7.40	8.40	Lv San Fran'co (PT) S. P. Ar	10.30	10.30
	4.50	6.10	Lv Reno... Ar	1.10	1.10
	6.05	6.10	Ar Ogden (P.T.)... Lv	11.45	11.45
12.35	9.35	9.35	Lv Ogden (M.T.) U. P... Ar	10.15	1.35
4.35	1.15	1.15	Ar Pocatello... Lv	6.45	10.00
10.30	2.20	2.20	Ar Pocatello... Lv	6.15	9.25
12.50	5.00	5.00	Ar Shoshone... Lv	3.50	6.43
1.10	7.00	7.00	Lv Shoshone... Ar	3.20	4.45
3.00	9.00	9.00	Ar Sun Valley (M.T.)... Lv	1.30	2.45

Equipment for Table N

Between Los Angeles and Salt Lake City see Table A, pages 8 and 9; between San Francisco and Ogden see Table B, pages 10 and 11; between Salt Lake City and Sun Valley see Tables T and U, page 26.

Footnotes for Page 23

Note B—Bus connections between Shoshone and Sun Valley will be provided passengers arriving or departing Shoshone on principal trains and holding through rail tickets to and from Ketchum and reservations at Sun Valley Lodge or Challenger Inn. Sun Valley is one and one-half miles distant from railroad station at Ketchum, Idaho and there is convenient free bus service.

♦ Motor Bus; see Note B above.

★ Regularly assigned through cars air-conditioned.

(C.T.) Central time. (M.T.) Mountain time. (P.T.) Pacific time.

Time from 12.01 midnight to 12.00 noon shown in light face type.

Time from 12.01 noon to 12.00 midnight shown in heavy face type.

CHICAGO — WEST YELLOWSTONE — VICTOR (Summer Season)

No. 27-17-35 Example	Table O All trains daily. For complete schedules, see tables 6, 20, 48 and 54	No. 36-30-38-28 Example	
9.00 SUN	Lv Chicago (C.T.) C. & N. W. Ar	8.30 WED
8.45 MON	Lv Omaha Union Pacific Ar	8.15 TUE
8.20 "	Lv Cheyenne (M.T.) Ar	6.40 TUE
10.00 TUE	Ar Pocatello Lv	⊙
⊙	" Salt Lake City Lv	6.25 MON
11.00 MON	Lv Salt Lake City Ar	7.30 "
10.15 TUE	Lv Pocatello Ar	1.40 MON
11.30 "	Ar Idaho Falls Lv	12.15 "
1.05 "	Ar Ashton Lv	10.30 SUN
A 3.00 "	Ar Victor Lv	A 8.30 SUN
3.00 TUE	Ar W. Yellowstone Lv	8.00 SUN

Yellowstone Season — Will Close About Sept. 12, 1942

NO. 27-17-35—PORTLAND ROSE—YELLOWSTONE SPECIAL—DAILY

C. & N. W.—U. P. No. 27 to Cheyenne; No. 17 to Pocatello; No. 35 to West Yellowstone.
Standard Sleeping Car.... Chicago to West Yellowstone—10 Sections, 3 Double Bedrooms.
Tourist Sleeping Car.... Chicago to Pocatello—16—Sec. (No. 7 to Cheyenne).
Reclining Seat Coaches.... Chicago to Pocatello (No. 7 to Cheyenne).
Pocatello to West Yellowstone
Dining Car..... Meal Service

NO. 36-30-38-28 YELLOWSTONE SPECIAL—DAILY

No. 36 to Pocatello; No. 30 to Salt Lake City; No. 38 to Cheyenne; No. 28 to Chicago
Standard Sleeping Cars.... West Yellowstone and Ashton to Chicago—10 Sections, 3 Double Bedrooms. (Via Salt Lake City).
Sleepers may be occupied at Salt Lake City until 8:00 a.m.
Drawing-room, Compartments.
West Yellowstone to Salt Lake City—12 Sec., D. R.
Tourist Sleeping Car.... Salt Lake City to Chicago—14 Sections (in No. 8).
Reclining Seat Coaches.... West Yellowstone to Salt Lake City.
Salt Lake to Chicago (in No. 8).

ST. LOUIS—KANSAS CITY—WEST YELLOWSTONE—VICTOR (Summer Season)

No. 37-17-35 Example	Table P All trains daily. For complete schedules, see tables 6, 17, 18, 20, 48 and 54	No. 36-30-38 Example	
1.50 SUN	Lv St. Louis (C.T.) Wabash Ar	2.15 WED
11.55 SUN	Lv Kansas City Union Pacific Ar	7.45 WED
4.45 MON	Lv Denver (M.T.) Ar	10.30 TUE
10.00 TUE	Ar Pocatello Lv	⊙
⊙	" Salt Lake City Lv	6.25 MON
11.00 MON	Lv Salt Lake City Ar	7.30 "
10.15 TUE	Lv Pocatello Ar	1.40 MON
11.30 "	Ar Idaho Falls Lv	12.15 "
1.05 "	Ar Ashton Lv	10.30 SUN
A 3.00 TUE	Ar Victor Lv	A 8.30 SUN
3.00 TUE	Ar W. Yellowstone (M.T.) Lv	8.00 SUN

Footnotes for Page 24

- Through Sleeping Car daily during Yellowstone Park season, June 20 to Sept. 12.
- Connecting Sleeping Car service during Yellowstone Park season, June 20 to Sept. 12.
- ⊙ Westbound through service to West Yellowstone is direct via Pocatello. Eastbound through service operates via Salt Lake City.
- A No sleeping or dining cars between Ashton and Victor.
- ★ Regularly assigned through cars air-conditioned.

★NO. 37-17-35—PONY EXPRESS—YELLOWSTONE SPECIAL—DAILY

No. 37 to Cheyenne; No. 17 to Pocatello; No. 35 to West Yellowstone.
Standard Sleeping Cars.... Kansas City to Cheyenne—6 Sections, 6 Roomettes, 4 Double Bedrooms (for Los Angeles).
Cheyenne to West Yellowstone—10 Sections, 3 Double Bedrooms (from Chicago).
Tourist Sleeping Car.... Kansas City to Denver—14 Sections (for Los Angeles).
Denver to Pocatello—16 Sections (for Portland).
Reclining Seat Coaches.... Kansas City to Pocatello.
Pocatello to West Yellowstone.
Dining Car..... Meal Service.

★NO. 36-30-38—YELLOWSTONE SPECIAL—DAILY

No. 36 to Pocatello; No. 30 to Salt Lake City; No. 38 to Kansas City.
Standard Sleeping Cars.... West Yellowstone to Salt Lake City—10 Sections, Drawing-room, Compartments.
Sleepers may be occupied at Salt Lake City until 8:00 a.m.
West Yellowstone to Salt Lake City—12 Sec., D. R.
Salt Lake City to Kansas City—6 Sections, 6 Roomettes, 4 Double Bedrooms (from Los Angeles).
Tourist Sleeping Car.... Salt Lake City to Kansas City—14 Sections (from Los Angeles—No. 8 to Cheyenne, No. 4 to Denver).
Reclining Seat Coaches.... West Yellowstone to Salt Lake City
Salt Lake City to Kansas City (No. 8 to Cheyenne, No. 4 to Denver).
Dining Car..... Meal Service.

OTHERS HAVE WHY NOT YOU?



The Dairy Business Makes More Paydays for the Farmers.

Invest in high producing land — irrigated or non-irrigated — in Oregon, Washington, Idaho, Nevada, California, Utah, Montana, Wyoming, Colorado, Kansas and Nebraska — states served by the UNION PACIFIC RAILROAD.

You select the state and the crops you wish to grow.

Let us recommend for your investigation the locality — in UNION PACIFIC TERRITORY.

Write

JOE W. JARVIS

SUPERVISOR

AGRICULTURAL DEVELOPMENT

UNION PACIFIC RAILROAD

Room 10, 1416 Dodge Street, Omaha, Nebraska

SALT LAKE CITY—WEST YELLOWSTONE—BUTTE

Table R All Trains Daily Mountain Time	Butte Special 29 Example	Idaho Express 31 Example	Northwest Express 33 Example	Yellow- stone Special 33-35 Example
Union Pacific				
Lv Salt Lake City	8.00 SUN	8.00 SUN	11.00 SUN	11.00 SUN
" Ogdén	9.35 SUN	9.25 "	12.35 MON	12.35 MON
Ar Pocatello	1.15 MON	1.10 SUN	4.35 MON	4.35 "
Lv Pocatello	2.00 "			10.15 "
Ar Idaho Falls	3.30 "			11.30 "
↓				
Lv Idaho Falls				11.35 "
Ar Ashton				1.05 "
Ar W. Yellowstone				3.00 MON
↓				
Lv Idaho Falls	3.30 MON			
" Armstead	6.55 "			
Ar Silver Bow	9.25 "			
Ar Butte	9.45 MON			

★NO. 29 BUTTE SPECIAL—DAILY
 Standard Sleeping Car... Salt Lake City to Butte—6 Sections, 6 Roomettes,
 4 Double Bedrooms.
 Tourist Sleeping Car... Salt Lake City to Butte—14 Sections.
 Reclining Seat Coach... Salt Lake City to Butte.
 Dining Car... Salt Lake City to Butte.

★NO. 33-35—YELLOWSTONE SPECIAL—DAILY
 No. 33 to Pocatello; No. 35 to West Yellowstone.
Operated Only During Yellowstone Travel Season, June 20 to Sept. 12.
 Standard Sleeping Cars... Chicago to West Yellowstone—10 Sections, 3 Double
 Bedrooms (No. 27-17 to Pocatello).
 Salt Lake City to West Yellowstone—12 Sections, D. R.
 Salt Lake City to West Yellowstone—10 Sections, D. R.,
 Compartments.
 Reclining Seat Coaches... Salt Lake City and Pocatello to West Yellowstone.
 Ashton to Victor. (No. 565).
 Dining Car... Pocatello to West Yellowstone. Regular Luncheons.

BUTTE—WEST YELLOWSTONE—SALT LAKE CITY

Table R All Trains Daily Mountain Time	Salt Lake Special 30 Example	Utah Express 32 Example	Idaho Express 34 Example	Yellow- stone Special 36-30 Example
Union Pacific				
Lv Butte	6.40 SUN			
" Silver Bow	6.55 "			
" Armstead	9.17 "			
Ar Idaho Falls	12.40 MON			
↓				
Lv West Yellowstone				8.00 SUN
Lv Ashton				10.30 SUN
Ar Idaho Falls				12.10 MON
↓				
Lv Idaho Falls	12.40 MON			12.15 MON
Ar Pocatello	2.00 "			1.40 "
Lv Pocatello	2.30 "	10.00 SUN	6.45 SUN	2.30 "
Ar Ogdén	6.20 "	1.35 "	10.15 "	6.20 "
Ar Salt Lake City	7.30 MON	2.45 SUN	11.30 SUN	7.30 MON

★NO. 30—SALT LAKE SPECIAL—DAILY
 Standard Sleeping Car... Butte to Salt Lake City—6 Sections, 6 Roomettes,
 4 Double Bedrooms.
 Tourist Sleeping Car... Butte to Salt Lake City—14 Sections.
 Reclining Seat Coach... Butte to Salt Lake City.
 Dining Car... Butte to Pocatello.

★NO. 36-30—YELLOWSTONE SPECIAL—DAILY
 No. 36 to Pocatello; No. 30 to Salt Lake City
Operated Only During Yellowstone Travel Season, June 20 to Sept. 12.
 Standard Sleeping Cars... West Yellowstone to Salt Lake City—12 Sections D. R.
 West Yellowstone to Salt Lake City—10 Sections, D. R.,
 Compartments.
 West Yellowstone to Salt Lake City—10 Sections, 3 Double
 Bedrooms (for Chicago).
 Reclining Seat Coaches... West Yellowstone to Salt Lake City.
 Victor to Ashton (No. 566).

Yellowstone Park Season—
Approximately June 20 to September 12, 1942

★NO. 34—IDAHO EXPRESS—DAILY
 Standard Sleeping Car... Pocatello to Salt Lake City—14 Sec. (from Spokane).
 Reclining Seat Coach... Victor to Salt Lake City.

BUTTE—SALT LAKE CITY—LOS ANGELES

No. 30-37 Example	Table S All Trains Daily. For complete schedules, see tables 3 and 20	No. 38-29 Example
Union Pacific		
6.40 SUN	Lv Butte (M.T.)	Ar 9.45 TUE
12.40 MON	Lv Idaho Falls	Ar 3.30 "
2.30 "	Lv Pocatello	Ar 1.15 TUE
6.35 "	Lv Ogdén	Ar 9.05 MON
7.30 "	Ar Salt Lake City	Lv 8.00 "
9.35 MON	Lv Salt Lake City	Ar 5.55 MON
5.05 TUE	Ar San Bernardino (P.T.)	Lv 10.30 SUN
5.45 "	Ar Riverside	Lv 10.00 "
7.45 TUE	Ar Los Angeles	Lv 8.00 SUN

★ NO. 30-37—DAILY—30 to Salt Lake City; 37 to Los Angeles.
 Standard Sleeping Car... Butte to Los Angeles—6 Sections, 6 Roomettes,
 4 Double Bedrooms.
 Tourist Sleeping cars... Butte to Salt Lake City—14 Sections.
 Salt Lake City to Los Angeles—14 Sections (No. 7
 from Salt Lake City).
 Reclining Seat Coaches... Butte to Salt Lake City and Los Angeles (No. 7 from
 Salt Lake City).
 Diner Lounge Car... Butte to Pocatello; Salt Lake City to Los Angeles.

★ No. 38-29—DAILY—38 to Salt Lake City; 29 to Butte.
 Standard Sleeping Car... Los Angeles to Butte—6 Sections, 6 Roomettes,
 4 Double Bedrooms.
 Tourist Sleeping Cars... Los Angeles to Salt Lake City—14 Sections (No. 8
 to Salt Lake City).
 Salt Lake City to Butte—14 Sections.
 Reclining Seat Coaches... Los Angeles (in No. 8) to Salt Lake City.
 Salt Lake City to Butte.
 Diner Lounge Car... Meal Service.



The Railroads
Are the Nation's
First Line of Defense
"Keep 'em Rolling"

Footnotes for Page 25

- ★ Operates only during Yellowstone Park season, June 20 to September 12. Has through sleeping car daily from or to Chicago, and connecting service from or to the Pacific Coast.
 - ★ Regularly assigned through cars air-conditioned.
- (C.T.) Central time. (M.T.) Mountain time. (P.T.) Pacific time.
 Time between 12.01 midnight and 12.00 noon shown in light face type.
Time from 12.01 noon to 12.00 midnight shown in heavy face type.

SALT LAKE CITY—SUN VALLEY (Ketchum) —BOISE—SPOKANE

No. 29-25 Bus 68 Example	No. 33-17- 13-12 Example	Table T All trains daily—For complete schedules, see tables 6, 8 and 20		No. 11-14- 18 34 Example	Bus 61 No. 26-32 Example	
8.00 SUN	11.00 SUN	Lv	Salt Lake City (M.T.)	Ar	11.30 MON	2.45 MON
9.35 SUN	12.35 MON	Ar	Ogden	Ar	10.15 "	1.35 "
2.20 MON	10.30 "	Ar	Pocatello	Lv	6.45 "	10.00 "
5.00 "	12.50 "	Ar	Shoshone	Lv	3.50 "	6.43 "
♦ 9.00 "	♦ 3.00 "	Ar	Sun Valley	Lv	♦ 1.30 "	♦ 2.45 "
♦ 2.45 "	♦ 10.30 "	Ar	Sun Valley	Ar	♦ 6.15 "	♦ 9.00 MON
5.00 MON	12.50 "	Lv	Shoshone	Ar	3.50 "	6.43 MON
8.30 "	4.05 "	Lv	Boise	Lv	12.40 "	3.20 "
11.35 "	7.00 "	Ar	Huntington (M.T.)	Lv	9.50 "	12.10 MON
4.15 "	11.40 MON	Ar	Pendleton (P.T.)	Lv	3.20 "	4.35 SUN
♦ 5.00 "	12.05 TUE	Lv	Pendleton	Ar	2.35 "	♦ 4.15 SUN
.....	2.10 "	Ar	Umatilla	Lv	1.25 "
.....	2.50 "	Ar	Wallula	"	12.37 MON
.....	4.25 "	Ar	Ayer	"	11.11 SUN
♦ 12.15 TUE	7.00 TUE	Ar	Spokane (P.T.)	Lv	9.00 SUN	♦ 8.45 SUN

Equipment for Table T (See Footnote B)

★NO. 29-25-BUS 68—DAILY—29 to Pocatello; 25 to Pendleton; Bus to Spokane.
 Standard Sleeping Cars... Salt Lake City to Boise—6 Sections, 6 Roomettes
 4 Double Bedrooms.
 Pocatello to Pendleton—10 Sections, D. R., Compt.
 (from Kansas City).
 Tourist Sleeping Cars... Salt Lake City to Boise—16 Sections.
 Pocatello to Pendleton—16 Sections (from Cheyenne).
 Reclining Seat Coaches... Salt Lake to Pendleton; thence U. P. Stages to Spokane.
 Dining Car... Salt Lake City to Pendleton.

★NO. 33-17-13-12—PORTLAND ROSE—THE SPOKANE—DAILY

No. 33 to Pocatello; No. 17 to Pendleton; No. 13 to Umatilla; No. 12 to Spokane.
 Standard Sleeping Car... Salt Lake to Spokane—12 Sec., D. R. (Open 9:30 p.m.).
 Tourist Sleeping Car... Pocatello to Pendleton—16 Sections (from Chicago
 to Portland).
 Reclining Seat Coaches... Salt Lake City to Pendleton; Pendleton to Spokane.
 Dining Car... Pocatello to Pendleton.

★NO. 11-14-18-34—THE SPOKANE—PORTLAND ROSE—DAILY

No. 11 to Umatilla; No. 14 to Pendleton; No. 18 to Pocatello; No. 34 to Salt Lake City.
 Standard Sleeping Car... Spokane to Salt Lake City—12 Sections, Drawing-room.
 Tourist Sleeping Car... Pendleton to Pocatello (from Portland).
 Reclining Seat Coaches... Spokane to Pendleton; Pendleton to Salt Lake City.
 Dining Car... Pendleton to Pocatello.

★Bus 61—NO. 26-32—DAILY

Bus 61 to Pendleton; No. 26 to Pocatello; No. 32 to Salt Lake City.
 Standard Sleeping Cars... Pendleton to Pocatello—10 Sections, D. R., Compt.
 (from Portland). (Passengers for Salt Lake City make
 car to car change before arrival Pocatello).
 Boise to Salt Lake City—6 Sections, 6 Roomettes,
 4 Double Bedrooms. (Open 9:30 p.m.)
 Tourist Sleeping Cars... Pendleton to Pocatello—16 Sections (for Chicago).
 (Car to car change before arrival Pocatello).
 Boise to Salt Lake City—16 Sections. (Open 9:30 p.m.)
 Reclining Seat Coach... Pendleton to Salt Lake City.
 Dining Car... Pendleton to Salt Lake City.

SALT LAKE CITY—SUN VALLEY (Ketchum) —PORTLAND—SEATTLE

No. 29-25 -401 Example	No. 33-17 -561 Example	Table U All trains daily. For complete schedules, see tables 6 and 20		No. 458-18 -34 Example	No. 402-26 -32 Example	
8.00 SUN	11.00 SUN	Lv	Salt Lake City (M.T.)	Ar	11.30 MON	2.45 MON
9.35 SUN	12.35 MON	Ar	Ogden	Ar	10.15 "	1.35 "
1.15 MON	4.35 "	Ar	Pocatello	Lv	6.45 "	10.00 "
2.20 "	10.30 "	Lv	Pocatello	Ar	6.15 "	9.25 "
3.50 "	11.50 "	Lv	Mindoka	Lv	4.58 "	8.05 "
5.00 "	12.50 "	Ar	Shoshone	"	3.50 "	6.43 "
♦ 9.00 "	♦ 3.00 "	Ar	Sun Valley	Lv	♦ 1.30 "	♦ 2.45 "
♦ 2.45 "	♦ 10.30 "	Ar	Sun Valley	Ar	♦ 6.15 "	♦ 9.00 "
5.00 "	12.50 "	Lv	Shoshone	Ar	3.50 "	6.43 MON
8.30 "	4.05 "	Lv	Boise	Lv	12.40 "	3.20 "
11.35 "	7.00 "	Ar	Huntington (M.T.)	Lv	9.50 "	12.10 MON
10.45 "	6.10 "	Lv	Huntington (P.T.)	Ar	8.40 "	10.55 SUN
12.12 "	7.35 "	Ar	Baker	Lv	7.15 "	9.03 "
1.45 "	9.15 MON	"	La Grande	"	5.50 "	7.10 "
4.25 "	12.10 TUE	"	Pendleton	"	3.20 "	4.35 "
7.38 "	4.30 "	"	The Dalles	"	12.01 MON	1.00 "
10.30 "	7.00 "	Ar	Portland	Lv	9.40 SUN	10.30 "
11.00 MON	8.30 "	Lv	Portland	Ar	9.10 "	6.45 "
4.50 TUE	1.00 "	Ar	Tacoma	Lv	5.20 "	12.33 SUN
6.45 TUE	2.20 TUE	Ar	Seattle (P.T.)	Lv	4.10 SUN	11.00 SAT

Equipment for Table U (See Footnote B)

★NO. 29-25-401—BUTTE SPECIAL—PACIFIC LIMITED—DAILY
 No. 29 to Pocatello; No. 25 to Portland; No. 401 to Seattle.
 Standard Sleeping Cars... Salt Lake City to Boise—6 Sections, 6 Roomettes,
 4 Double Bedrooms. (Salt Lake—Pacific Northwest
 passengers make car to car change before arrival Boise).
 Pocatello to Portland—10 Sections, D. R., Compt.
 (from Kansas City).
 Tourist Sleeping Cars... Salt Lake City to Boise—16 Sections.
 (Salt Lake—Pacific Northwest passengers make car
 to car change before arrival Boise).
 Pocatello to Portland—16 Sections (from Cheyenne).
 Reclining Seat Coaches... Salt Lake City to Portland; Portland to Seattle.
 Dining Car... Salt Lake City to Portland.

★NO. 33-17-561—PORTLAND ROSE—DAILY

No. 33 to Pocatello; No. 17 to Portland; No. 561 to Seattle.
 Standard Sleeping Cars... Salt Lake City to Pendleton—12 Sections, D. R. (open
 9:30 p.m.) (for Spokane). (Passengers for Portland
 make car to car change after leaving Pocatello).
 Pocatello to Portland—6 Sections, 6 Roomettes,
 4 Double Bedrooms (from Denver in train 37-17).
 Tourist Sleeping Car... Pocatello to Portland—16 Sections (from Denver in
 train 37-17).
 Reclining Seat Coaches... Salt Lake City to Pocatello; Pocatello to Portland.
 Portland to Seattle.
 Dining Car... Pocatello to Portland and Seattle.

★NO. 458-18-34—PORTLAND ROSE—DAILY

No. 458 to Portland; No. 18 to Pocatello; No. 34 to Salt Lake City.
 Standard Sleeping Cars... Portland to Salt Lake City—6 Sections, 6 Roomettes,
 4 Double Bedrooms. (Passengers make car to car
 change before arrival Pocatello).
 Pendleton to Salt Lake—12 Sec., D.R. (from Spokane).
 Pocatello to Pocatello—16 Sections (from Cheyenne).
 Tourist Sleeping Car... Portland to Portland; Portland to Pocatello; Pocatello
 to Salt Lake City.
 Reclining Seat Coaches... Seattle to Portland; Portland to Salt Lake City.
 Dining Car... Seattle to Pocatello.

★NO. 402-26-32—PACIFIC LIMITED—UTAH EXPRESS—DAILY

No. 402 to Portland; No. 26 to Pocatello; No. 32 to Salt Lake City.
 Standard Sleeping Cars... Portland to Pocatello—10 Sections, D. R., Compt.
 (for Kansas City). (Passengers for Salt Lake City
 make car to car change before arrival Pocatello).
 Boise to Salt Lake City—6 Sections, 6 Roomettes,
 4 Double Bedrooms. (Open 9:30 p.m.)
 Tourist Sleeping Cars... Portland to Pocatello—16 Sections (for Denver).
 (Car to car change before arrival Pocatello).
 Boise to Salt Lake City—16 Sections. (Open 9:30 p.m.)
 Reclining Seat Coaches... Seattle to Portland; Portland to Salt Lake City.
 Dining Car... Portland to Salt Lake City.

Footnotes for Page 26

Note B—Bus connections between Shoshone and Sun Valley will be provided passengers
 arriving or departing Shoshone on principal trains and holding through rail tickets
 to and from Ketchum and reservations at Sun Valley Lodge or Challenger Inn.

♦ Motor bus; see Note B above, on Sun Valley service.

Sun Valley is one and one-half miles distant from railroad station at Ketchum, Idaho and
 there is convenient free bus service.

Time between 12.01 midnight and 12.00 noon shown in light face type.

Time from 12.01 noon to 12.00 midnight shown in heavy face type.

★ Regularly assigned thru cars air-conditioned. (M.T.) Mountain time. (P.T.) Pacific time

Today . . .

- key men in government and industry require fast, dependable transportation. That's where Union Pacific Railroad plays an important part. It is on the job—day in and day out.
- Likewise today, our Nation's war program comes first and Union Pacific is cooperating to the fullest extent. We appreciate the patient understanding of travelers who are not always able to obtain the accommodations they desire. Our thanks to you for your past and future cooperation.

UNION PACIFIC RAILROAD

PORTLAND - WALLA WALLA - YAKIMA - LEWISTON - SPOKANE

12-345-592-74		Table W All Trains Daily—Pacific Time		11-73-591-346	
9.30	UN	Lv	Portland	Ar	7.20 MON
10.55	UN	Lv	Hood River	Ar	5.24
11.35	UN	Lv	The Dalles	Ar	4.50
12.48	MON	Lv	Arlington	Ar	3.10
1.55	Ar	Lv	Umatilla	Ar	1.55
2.10	Lv	Lv	Umatilla	Ar	1.20
2.50	Ar	Lv	Walla	Ar	12.37 MON
3.35	Ar	Lv	Walla	Ar	11.20 SUN
5.00	Ar	Lv	Walla Walla	Ar	10.00
3.30	Ar	Lv	Walla	Ar	11.40
7.30	Ar	Lv	Yakima	Ar	7.40 SUN
3.10	Ar	Lv	Walla	Ar	12.19 MON
4.25	Ar	Lv	Ayer	Ar	11.11 SUN
4.45	Ar	Lv	Ayer	Ar	10.35
5.25	Ar	Lv	Riparia	Ar	10.00
7.55	Ar	Lv	Lewiston	Ar	7.10
4.25	Ar	Lv	Ayer	Ar	11.11
5.38	Ar	Lv	Marengo	Ar	10.15
6.32	Ar	Lv	Cheney	Ar	9.26
7.00	MON	Ar	Spokane	Lv	9.00 SUN

See Table 77, Page 50 for Service to Spokane via Pendleton.

★ NO. 12—THE SPOKANE—DAILY
 Standard Sleeping Cars... Portland to Spokane—8 Sections, Buffet Lounge.
 Portland to Spokane—10 Sections, Compartment, D.R.
 Tourist Sleeping Cars... Portland to Spokane—13 Sections.
 Sleepers can be occupied at Spokane and Walla Walla till 8.00 a.m.; at Yakima and Lewiston till 7.30 a.m.
 Portland to Walla Walla—Coach-Tourist Sleeper, 8 Sections. (No. 345, Walla to Walla Walla).
 Portland to Lewiston—Coach-Tourist Sleeper, 8 Sections. (Sun., Tues., Thurs., only; No. 62-74, Walla to Lewiston).
 Portland to Yakima—Coach-Tourist Sleeper, 6 Sec. (Mon., Wed., Fri. only; No. 592, Walla to Yakima).
 Walla Walla to Spokane—Coach-Tourist Sleeper, 6 Sections. (Tuesdays, Fridays and Sundays only). (No. 346, Walla Walla to Walla; open 9.30 p.m.).
 Reclining Seat Coach... Portland to Spokane.

★ NO. 11—THE SPOKANE—DAILY
 Standard Sleeping Cars... Spokane to Portland—8 Sections, Buffet Lounge.
 Spokane to Portland—10 Sections, Compartment, D.R.
 Tourist Sleeping Cars... Spokane to Portland—13 Sections.
 Spokane to Walla Walla—Coach-Tourist Sleeper, 6 Sections. (Mondays, Thursdays and Saturdays only). (No. 345 beyond Walla. Occupancy till 8:00 a.m.).
 Walla Walla to Portland—Coach-Tourist Sleeper, 8 Sec. (346 Walla Walla to Walla; open 9.30 p.m.).
 Lewiston to Portland—Coach-Tourist Sleeper, 8 Sections. (Mon., Wed., and Fri. only). (Nos. 73-61 to Walla).
 Yakima to Portland—Coach-Tourist Sleeper, 6 Secs. (Tue., Thur., and Sat. only). (No. 591 to Walla).
 Reclining Seat Coach... Spokane to Portland (No. 17 west of The Dalles).

Spokane, San Francisco and Los Angeles

No. 11-23 Beaver Cascade	Bus 17 No. 17-26	Bus 17 No. 15-60	No. 11-19-52	Table X All Trains Daily (Pacific Time)		No. 51-20-12	No. 51-12	No. 59-16 Bus 12	No. 24-12	
9.00	7.30	7.30	9.00	Lv	Spokane U. P.	Ar	7.00	7.00	11.10	7.00
11.11	↓	↓	11.11	Ar	Ayer	Ar	4.25	4.25	4.25	4.25
12.37	↓	↓	12.37	Ar	Walla	Ar	2.50	2.50	2.50	2.50
7.20	8.05	8.05	7.20	Ar	Portland	Lv	9.30	9.30	10.30	9.30
5.20	10.00	10.25	8.45	Lv	Portland So. Pac.	Ar	9.00	3.45	8.05	1.10
6.57	11.42	12.06	10.35	Lv	Salem	Ar	7.10	1.59	6.14	...
8.48	1.33	1.58	12.55	Lv	Eugene	Ar	5.12	12.13	4.25	9.53
2.40	7.50	8.35	7.50	Lv	Klamath Falls	Ar	11.15	6.20	10.00	4.25
f 7.39	1.25	1.57	1.57	Lv	Redding	Ar	4.55	12.37	3.32	K1045
12.55	6.15	6.50	A7.00	Ar	Sacramento	Lv	A1025	A8.00	10.20	6.45
1.50	8.30	10.30	9.30	Ar	San Francisco	Lv	9.05	5.40	7.30	5.00
↓	↓	8.00	↓	Lv	Sacramento	Ar	9.15	8.45
↓	↓	9.19	↓	Ar	Stockton	Lv	7.39	7.10
↓	↓	12.48	↓	Ar	Fresno	Lv	3.50	4.00
8.35	9.10	8.00	8.00	Ar	Los Angeles	Lv	8.30	8.30	7.15	...

Seattle, San Francisco and Los Angeles

No. 458-15-60	No. 458-17-26	No. 408-23 Beaver Cascade	No. 402-19-52	Table Y All Trains Daily (Pacific Time)		No. 51-20-401	No. 59-16-561	No. 24-407	No. 51-12-459	
4.10	4.10	1.00	11.00	Lv	Seattle	Ar	6.45	2.20	5.30	9.20
5.20	5.20	1.52	12.33	Ar	Tacoma	Ar	4.50	1.00	4.33	8.05
9.10	9.10	5.00	6.45	Ar	Portland	Lv	11.00	8.30	1.30	4.20
10.25	10.00	5.20	8.45	Lv	Portland So. Pac.	Ar	9.00	8.05	1.10	3.45
12.06	11.42	6.57	10.35	Lv	Salem	Lv	7.10	6.14	...	1.59
1.58	1.33	8.48	12.55	Lv	Eugene	Ar	5.12	4.25	9.53	12.13
8.35	7.50	2.40	7.50	Lv	Klamath Falls	Ar	11.15	10.00	4.25	6.20
1.57	1.25	f 7.39	1.57	Ar	Redding	Ar	4.55	3.32	K1045	12.37
6.50	6.15	A12.55	A7.00	Ar	Sacramento	Lv	A1025	10.20	6.45	A8.00
10.30	8.30	1.50	9.30	Ar	San Francisco	Lv	9.05	7.30	5.00	5.40
8.00	↓	↓	↓	Lv	Sacramento	Ar	9.15	8.45
9.19	↓	↓	↓	Ar	Stockton	Lv	7.09	7.10
12.48	↓	↓	↓	Ar	Fresno	Lv	3.50	4.00
9.10	8.35	...	8.00	Ar	Los Angeles	Lv	8.30	7.15	...	8.30

PORTLAND, TACOMA AND SEATTLE

401 Daily	459 Daily	407 Daily	561 Daily	405	Table Z All Trains Daily		406	562 Daily	408 Daily	458 Daily	402 Daily	
11.00	4.20	1.30	8.30	10.05	Lv	Portland	Ar	4.10	2.20	5.00	9.10	6.45
11.40	4.45	1.51	9.00	f1026	Lv	Vancouver Wash	Ar	3.46	1.45	4.37	8.36	5.55
1.08	5.33	2.34	10.06	f1111	Lv	Kelso	Ar	12.58	12.36	3.49	7.42	4.25
2.37	6.26	...	11.17	f1157	Lv	Chehalis	Ar	12.14	11.26	...	6.46	2.55
2.43	6.36	3.27	11.26	f1205	Lv	Centralia	Ar	12.07	11.15	2.54	6.36	2.43
4.50	8.05	4.33	1.00	1.08	Ar	Tacoma	Lv	1.05	9.40	1.52	5.20	12.33
5.10	8.10	4.35	1.11	1.10	Ar	Tacoma	Lv	1.00	9.31	1.50	5.15	12.18
6.45	9.20	5.30	2.20	2.05	Ar	Seattle	Lv	12.10	4.10	...
...	Ar	Seattle	Lv	8.20	1.00	11.00

Equipment for Tables Y and Z

★ NO. 405—STREAMLINER • Leaves Portland on 6, 12, 18, 24 and 30th of each month.
 Lounge-Diner... Portland to Seattle.
 Standard Sleeping Cars... Portland to Seattle—11 Sections (2 cars).
 Reclining Seat Coaches... Portland to Seattle (2 cars—all seats reserved).
★ NO. 406—STREAMLINER • Leaves Seattle on 1, 7, 13, 19 and 25th of each month.
 Lounge-Diner... Seattle to Portland.
 Standard Sleeping Cars... Seattle to Portland—11 Sections (2 cars).
 Reclining Seat Coaches... Seattle to Portland (2 cars—all seats reserved).
★ NO. 561—DAILY
 Parlor Cars... Portland to Seattle.
 Standard Sleeping Car... Los Angeles to Seattle—10 Sections, D.R., Compts.
 Reclining Seat Coaches... Portland to Seattle.
 Dining Car... Serving necessary meals enroute.
★ NO. 458—DAILY
 Parlor Cars... Seattle to Portland.
 Standard Sleeping Car... Seattle to San Francisco—10 Sections, D.R., Compts.
 Reclining Seat Coaches... Seattle to Portland.
 Dining Car... Serving necessary meals enroute.

★ NO. 401—DAILY
 Standard Sleeping Cars... Portland to Seattle—10 Sections, D. R., Compts.
 Portland to Tacoma—12 Sections, Drawing-room.
 San Francisco to Seattle—10 Sections, D. R., Compts.
 San Francisco to Seattle—16 Sections.
 Sleepers open at Portland 9:30 p.m., at destinations until 8:00 a.m.
 Reclining Seat Coaches... Portland to Seattle.
★ NO. 402—DAILY
 Standard Sleeping Cars... Seattle to Portland—10 Sections, D. R., Compts.
 Tacoma to Portland—12 Sections, Drawing-room.
 Sleepers open at Seattle at 9:30 p.m., at Portland until 7:30 a.m.
 Seattle to San Francisco—10 Sections, D. R., Compts.
 Seattle to San Francisco—16 Sections.
 Reclining Seat Coaches... Seattle to Portland.
★ NO. 407—DAILY
 Parlor Car... Portland to Seattle
 Standard Sleeping Cars... San Francisco to Seattle—Sections, Double Bedrooms.
 San Francisco to Seattle—6 Compts., 3 Drawing-rooms.
 Reclining Seat Coaches... Portland to Seattle.
 Dining Car... Serving necessary meals enroute.
★ NO. 408—DAILY
 Parlor Car... Seattle to Portland.
 Standard Sleeping Cars... Seattle to San Francisco—Sections, Double Bedrooms.
 Seattle to San Francisco—6 Compts., 3 Drawing-rooms.
 Reclining Seat Coaches... Seattle to Portland.
 Dining Car... Serving necessary meals enroute.
★ NO. 459—DAILY
 Observation Parlor Car... Portland to Seattle.
 Reclining Seat Coaches... Portland to Seattle.
 Dining Car... Serving necessary meals enroute.
★ NO. 562—DAILY
 Observation Parlor Car... Seattle to Portland.
 Reclining Seat Coaches... Seattle to Portland.
 Dining Car... Serving necessary meals enroute.

• Makes 5 round trips each month. ★ Regularly assigned through cars air-conditioned. □ U. P. Stage 17, Portland to Spokane. K Conditional stop; consult agent. See page 7 for sailing dates. (A) Runs via Davis. ■ Arrives, departs Seattle Union Depot. □ Arrives, departs Seattle King Street Station. ▲ Via Pacific Greyhound Bus.

California, Pacific Northwest, Utah and Colorado to Omaha and Chicago

EASTBOUND—Read Down

MILES	Table No. 2 The Overland Route		From Pacific Coast													Buses		Footnotes for Table 2
			The Streamliner, City of Portland 2	The Streamliner, City of San-Frn 102	The Streamliner, City of Los Ang. 104	Los Angeles Limited 38 Daily	The Challenger Los Angeles 8 Daily	The Challenger San Fran. 88 Daily	Portland Rose 18 Daily	San Fran. Overl'd Limited 28 Daily	Pacific Limited 22 Daily	Pacific Limited 24 Daily	Fast Mail 6 Daily	Pony Express 38 Daily	Mixed Passenger 226 Daily Ex. Sun.	Motor Bus 6 Daily	Motor Bus 2 Daily	
			Elevation	City of Portland 2	City of San-Frn 102	City of Los Ang. 104	Los Angeles Limited 38 Daily	The Challenger Los Angeles 8 Daily	The Challenger San Fran. 88 Daily	Portland Rose 18 Daily	San Fran. Overl'd Limited 28 Daily	Pacific Limited 22 Daily	Pacific Limited 24 Daily	Fast Mail 6 Daily	Pony Express 38 Daily	Mixed Passenger 226 Daily Ex. Sun.	Motor Bus 6 Daily	
	Read Down																	
	SOU. PAC. CO.	Cal. Lv	14		4.30				7.40									
	San Francisco (P.T.)	Cal. Lv	270	For complete schedule	4.30	8.00	San Fran. 8.05	Nicisco	7.40	Ogden	8.40	See Table 1.	11.40					
	Los Angeles (P.T.)	Cal. Lv	270	For complete schedule	9.20	6.25	Los Angeles 6.45	to Ogden			10.30			8.00		6.00	8.30	
	Salt Lake City	Utah Lv	4251	For complete schedule	9.20	6.25	Los Angeles 6.45	to Ogden			10.30			6.25	H7.45	H8.45		
0	Ogden 19, 20. Junction with So. Pac.	Utah Lv	4298		10.10	10.10	7.40	8.20	8.10		7.50	1.05	1.00	8.00	7.40	H9.15	H10.15	
8	Uintah (Wasatch Mts.)	"	4554															
15	Strawberry	"	4850															
17	Peterson (Weber Canyon)	"	4889															
24	Morgan	"	5071															
31	Devil's Slide (Devil's Slide so.)	"	5251															
36	Henefer	"	5337															
40	Echo 49 ("The Wilches", no.)	"	5480															
40	Echo	"	5480															
50	Emory ("Echo Canyon")	"	5911															
56	Castle Rock	"	6224															
65	Wahsatch	"	6800															
69	Wyuta (Utah-Wyo. State line)	Wyo. Ar	6747		11.50	11.50	9.24	10.15	10.03		9.40	3.15	3.04	48	9.24	11.25	12.25	
76	Evanston	Wyo. Ar	6747		11.50	11.50	9.32	10.25	10.10		9.48	3.25	3.12	55	9.32	11.40	12.55	
80	Mills	"	7075															
84	Knight	"	7227															
89	Altamont	"	7183															
91	Aspen (Aspen tunnel 5,900 ft.)	"	7011															
95	Spring Valley	"	6710															
103	Leroy	"	6630															
108	Bridger (Named for famous scout)	"	6498															
118	Carter	"	6409															
127	Hampton	"	6353															
134	Church Buttes	"	6271															
146	Granger 6	"	6210															
155	Marston	"	6181															
163	Bryan	"	6388															
169	Peru	"	6083	1.38	1.38	1.38	11.30	12.35	12.20	12.15	11.55	5.50	5.30	11.59	11.30	2.09	3.24	
176	Green River	Ar	6083	1.43	1.43	1.43	11.45	12.50	12.45	12.40	12.10	6.15	5.50	12.35	11.45	2.09	3.24	
176	Green River	Lv	6083	1.43	1.43	1.43	11.45	12.50	12.45	12.40	12.10	6.15	5.50	12.35	11.45	2.09	3.24	
184	Kanda	"	6209				12.06	1.15	1.05	1.00	12.30	6.40	6.20	12.53	12.06	2.45	4.10	
191	Rock Springs (Coal Mines)	"	6263															
197	Baxter	"	6309															
204	Salt Wells (Aspen Mts. south)	"	6374															
209	Thayer Jct. (Leucite Hill no.)	"	6441															
216	Point of Rocks	"	6509															
227	Black Buttes	"	6616															
236	Bitter Creek	"	6699															
246	Table Rock (Table Rock so.)	"	6843															
253	Tipton	"	7001															
269	Wamsutter	"	6709															
277	Latham	"	6952															
281	Creston (Continental Divide)	"	7107															
288	Cherokee	"	6831															
292	Riner	"	6756															
303	Hadsell (Ferris Mts. to north)	"	6918															
310	Rawlins	Ar	6747	4.00	4.00	4.00	2.25	3.40	3.30	3.20	2.48	9.45	9.20	3.07	2.25	5.30	6.55	
310	Rawlins	Lv	6747	4.01	4.01	4.01	2.35	3.50	3.40	3.30	2.58	9.55	9.30	3.17	2.35	6.00	7.25	
317	Parco (Large oil refinery)	"	6586															
325	Ft. Steele (North Platte River)	"	6511															
331	Walcott 46 (St. Marys Peak no.)	"	6624															
341	Dana	"	6791															
345	Percy (Elk Mt. 15 miles south)	"	6935															
350	Hanna (Coal Mines)	"	6775															
361	Como (Fossil Dinosaur beds)	"	6712															
366	Calvin	"	6613															
370	Medicine Bow	"	6564															
384	Wilcox	"	6969															
388	Rock River	"	6910															
394	Harper	"	7079															
399	Lookout	"	7125															
402	Cooper Lake (Laramie Peak)	"	7037															
408	Bosler	"	7082															
415	Wyoming	"	7143															
419	Howell	"	7118															
427	Laramie	Ar	7151	6.01	6.01	6.01	4.55	6.15	6.00	5.50	5.18	1.00	12.45	5.35	4.55	8.56	10.21	
427	Laramie	Lv	7151	6.01	6.01	6.01	5.05	6.25	6.10	6.00	5.28	1.10	12.55	5.45	5.05	9.01	10.25	
439	Colores (Bizarre eroded rocks)	"	7623															
445	Hermosa	"	7899															
450	Dale Creek (Rocky Mts. to so.)	"	7921															
453	Sherman (Highest pt. en route)	"	8013															
457	Buford (Source of U.P. gravel)	"	7862															
461	Ozone	"	7557															
464	Granite Canon	"	7315															
474	Borie	"	6551															
484	Cheyenne 31	Wyo Ar	6060	7.20	7.20	7.20	6.40	7.50	7.45	7.25	6.55	2.45	2.25	7.10	6.40	10.25	11.50	

Footnotes for Table 2

● For sailing dates and complete schedules see pages 6 and 7.

* Daily. † Meals.

† Daily except Sunday.

(f) Stops only on signal.

● Arrives U.P. Transfer Depot, Council Bluffs.

A Stops to let off paying passengers from Salt Lake City or beyond; also to let off from north of Granger.

D Stops to let off or take paying passengers from or to scheduled stops.

E Stops to take paying passengers.

H No rail or bus tickets honored whose origin and destination is between Ogden and Salt Lake City or points intermediate.

L Stops to let off paying passengers from beyond Ogden.

M Stops to let off paying passengers from Ogden or beyond; also to take for Omaha or east.

N Stops to let off paying passengers from west of Laramie; also to take for east or south of Cheyenne.

O Stops to let off paying passengers from Ogden or beyond.

R Stops to let off paying passengers from Cheyenne or beyond.

S Stops to let off paying passengers from Colorado.

T Stops to take on paying passengers for Evanston, Altamont and points east of Green River.

V Stops to let off paying passengers from north of Granger.

W Stops to let off paying passengers from Ogden or beyond; also from north of Granger.

◆ Mileage shown on mile posts is from Council Bluffs. See General Information, page 57.

★ See Table No. 34 for connecting train service to and from St. Joseph, Mo.

■ Motor Bus operated over Public Highway via Union Pacific Stages. See General Information, page 57, for optional rail-motor bus ticketing arrangement.

California, Pacific Northwest, Utah and Colorado to Omaha and Chicago

EASTBOUND—Read Down

M I L E S	Table No. 2 (Continued)		From Pacific Coast													From Colo.		Local Trains		Motor Buses	
	The Overland Route		The Streamliner, City of Portland 2	The Streamliner, City of San-Fr'n 102	The Streamliner, City of LosAng. 104	Los Angeles Limited 38-28 Daily	The Challenger Los Angeles 8 Daily	The Challenger San Fran. 88 Daily	Portland Rose 18-28 Daily	San Fran. Over'd Limited 28 Daily	Pacific Limited 22 Daily	Fast Mail 6 Daily	The Streamliner, City of Denver 112 Daily	The Columbine 16 Daily	North Platte Valley Express 354-54 Daily	Motor Bus 6 Daily	Motor Bus 2 Daily				
	Elevation	Read Down	●	●	●	●	●	●	●	●	●	●	●	●	●	●	●				
Mountain Time																					
484	Cheyenne 18 {Capital of Wyo.}	Wyo. Lv	6060	7.30	7.30	7.30	7.35	8.45	8.15	7.35	7.35	3.15	7.30				6.00	11.00	12.10		
503	Hillsdale {Fort Warren}	" "	5638				O.	A.	R.	V.	O.						f 6.30				
510	Burns {Rocky Mts. to south}	" "	5455				O.	A.	R.	V.	O.						f 6.39				
516	Egbert 31	" "	5286				O.	A.	R.	V.	O.						f 6.50				
526	Pine Bluffs	" "	5047				O.	A.	R.	V.	O.										
536	Bushnell	Neb.	4866				O.	A.	R.	V.	O.										
542	Oliver	" "	4788				O.	A.	R.	V.	O.										
549	Kimball	" "	4706				O.	A.	R.	V.	O.										
558	Dix	" "	4551				O.	A.	R.	V.	O.										
567	Potter	" "	4387				O.	A.	R.	V.	O.										
586	Sidney	" "	4091				O.	A.	R.	V.	O.										
586	Sidney {Lookout Sta., Old}	Lv	4091	9.00	9.01	9.00	9.30	10.30	10.05	9.30	9.30	5.35	9.10								
597	Sunol. {Pt. Sidney, north}	" "	3925				O.	A.	R.	V.	O.										
603	Lodge Pole	" "	3831				O.	A.	R.	V.	O.										
613	Chappell	" "	3695				O.	A.	R.	V.	O.										
628	Julesburg 5	Colo. Lv	3467				11.25	A.	11.00	f 10.25	10.25	6.47									
639	Julesburg	Ar	3467				11.25	A.	11.00	f 10.25	10.25	6.47									
649	Big Springs. {So. Platte River}	Neb.	3369				O.	A.	R.	V.	O.										
658	Ogallala	" "	3288				O.	A.	R.	V.	O.										
665	Roscoe	" "	3213				O.	A.	R.	V.	O.										
678	Paxton	" "	3166				O.	A.	R.	V.	O.										
690	Sutherland	" "	3056				O.	A.	R.	V.	O.										
692	O'Fallons 31	" "	2959				O.	A.	R.	V.	O.										
696	Hershey	" "	2938				O.	A.	R.	V.	O.										
703	Birdwood	" "	2903				O.	A.	R.	V.	O.										
709	North Platte 31 {Buffalo Bill Ranch, Cent. Time}	Ar	2802	1049	1049	1049	12.05	1.00	12.40	12.05	8.50	11.20	8.02	11.00			7.05	5.24	6.15		
709	North Platte	Lv	2802	1154	1154	1154	1.15	2.10	1.50	1.15	10.00	12.30	9.07	12.15			7.45	7.00	7.45		
722	Maxwell {Old Ft. McPherson}	" "	2711				O.	A.	R.	V.	O.										
732	Brady Island	" "	2651				O.	A.	R.	V.	O.										
744	Gothenburg	" "	2563				O.	A.	R.	V.	O.										
750	Willow Island	" "	2483				O.	A.	R.	V.	O.										
755	Cozad	" "	2457				O.	A.	R.	V.	O.										
761	Darr	" "	2389				O.	A.	R.	V.	O.										
769	Lexington {Indian fights 1867}	" "	2318				O.	A.	R.	V.	O.										
780	Overton	" "	2285				O.	A.	R.	V.	O.										
788	Elm Creek	" "	2222				O.	A.	R.	V.	O.										
795	Odessa	" "	2149				O.	A.	R.	V.	O.										
804	Kearney 32, 33. {State Normal School}	" "	2018				O.	A.	R.	V.	O.										
809	Buda	" "	2011				O.	A.	R.	V.	O.										
817	Gibbon 33	" "	1966				O.	A.	R.	V.	O.										
823	Shelton	" "	1916				O.	A.	R.	V.	O.										
831	Wood River	" "	1864				O.	A.	R.	V.	O.										
839	Alda	" "	1766				O.	A.	R.	V.	O.										
846	Grand Island ★ 28	Ar	1864	1.49	1.49	1.49	4.35	5.05	4.50	4.35	4.35	2.50	1104								
846	Grand Island ★ 28, 29, 34	Lv	1864	1.50	1.50	1.50	4.45	5.15	5.00	4.45	4.45	2.55	1106								
858	Chapman	" "	1766				O.	A.	R.	V.	O.										
868	Central City 26	" "	1701				O.	A.	R.	V.	O.										
879	Clarks {Gr. Pawnee Vil. 1805}	" "	1622				O.	A.	R.	V.	O.										
885	Havens	" "	1586				O.	A.	R.	V.	O.										
891	Silver Creek	" "	1548				O.	A.	R.	V.	O.										
901	Duncan	" "	1494				O.	A.	R.	V.	O.										
909	Columbus 24, 27 {Loup River Hydro-electric Plant}	" "	1447				O.	A.	R.	V.	O.										
916	Richland	" "	1401				O.	A.	R.	V.	O.										
924	Schuyler	" "	1350				O.	A.	R.	V.	O.										
932	Rogers	" "	1312				O.	A.	R.	V.	O.										
939	North Bend	" "	1275				O.	A.	R.	V.	O.										
947	Ames	" "	1231				O.	A.	R.	V.	O.										
954	Fremont ▲ {Named for Gen. Fremont}	" "	1197				O.	A.	R.	V.	O.										
959	Mercer	" "	1176				O.	A.	R.	V.	O.										
965	Valley 23, 26	" "	1140				O.	A.	R.	V.	O.										
969	Waterloo {Elkhorn River}	" "	1126				O.	A.	R.	V.	O.										
971	Elkhorn	" "	1166				O.	A.	R.	V.	O.										
976	Lane	" "	1093				O.	A.	R.	V.	O.										
980	Millard	" "	1067				O.	A.	R.	V.	O.										
983	Portal	" "	1032				O.	A.	R.	V.	O.										
985	Papillion	" "	1023				O.	A.	R.	V.	O.										
990	Gilmore	" "	991				O.	A.	R.	V.	O.										
996	South Omaha	" "	1107				O.	A.	R.	V.	O.										
990	Omaha	Ar	1033	4.05	4.05	4.05	8.15	8.30	8.25	8.15	8.15	5.35	5.45	1.25	6.45			3.10	4.20		
0	Omaha {C. & N. W.}	Neb. Lv	1033	4.15	4.15	4.15	9.30	9.00	8.45	9.30	9.30	7.25	5.55	1.35	7.00			3.30	5.30		
3	Council Bluffs	Iowa Lv	983				9.45	9.15	9.00	9.45	9.45	7.45	6.10	1.45	7.15			3.50	5.50		
488	Chicago	Ill. Ar	590	12.15	12.15	12.15	8.30	8.35	8.20	8.30	8.30	7.25		9.35	6.30			9.20	10.35		
0	Omaha {C. & N. W.}	Neb. Lv	1033				9.15	9.15	9.15	9.15	9.15	9.15			8.40						
366	St. Paul	Minn. Ar	703				7.35	7.35	7.35	7.35	7.35	7.35			7.15						
377	Minneapolis	" "	918				8.10	8.10	8.10	8.10	8.10	8.10			7.50						
0	Omaha {Wabash}	Neb. Lv	1033				8.45	8.45	8.45	8.45	8.45	8.45									
414	St. Louis	Mo. Ar	480				8.23	8.23	8.23	8.23	8.23	8.23									

For equipment, see pages 8 to 13, inclusive. For explanation of reference marks see page 30.



Between Chicago, Omaha, Denver, Ogden, Salt Lake City and Los Angeles

WESTBOUND—Read Down

EASTBOUND—Read Up

Table No. 3

The Overland Route

Motor Bus 1 Daily		Motor Bus 3 Daily		Pacific Limited 21-23 Daily	The Challenger 7 Daily	Los Angeles Limited 27-37 Daily	Streamliner, City of Los Angeles 103	M L S	Chicago (C. & N. W.) (C. T.)		Ill. Ar	Eleva-tion	Stream-liner, City of Los Angeles 104	Los Angeles Limited 38-28 Daily	The Chal-lenger 8 Daily	Pacific Limited 24-22 Daily	Pacific Limited 24 Daily	Motor Bus 2 Daily	Motor Bus 6 Daily		
12.30	6.30			10.00	9.10	9.00	6.00	0	Lv	Chicago (C. & N. W.) (C. T.)	Ill. Ar	590	12.15	8.30	8.35	7.25			10.35	9.20	
5.57	11.46			9.40	7.50	7.35		485	Ar	Council Bluffs	Iowa Lv	983		9.45	9.15	7.45			5.50	3.50	
6.20	12.01			10.00	8.15	7.55	2.00	488	Ar	Omaha	Neb. Lv	1033	4.15	9.30	9.00	7.25			5.30	3.30	
				8.40	8.05	8.05		0	Lv	Minneapolis (C. & N. W.) (C.T.)	Minn. Ar	918		8.10	8.10	8.10					
				9.15	8.45	8.45		11	"	St. Paul	" Ar	703		7.35	7.35	7.35					
				8.00	7.15	7.15		377	Ar	Omaha	Neb. Lv	1033		9.15	9.15	9.15					
					8.00	8.00		0	Lv	St. Louis (Wabash) (C.T.)	Mo. Ar	480		8.23	8.23						
					8.30	8.30		414	Ar	Omaha	Neb. Lv	1033		8.45	8.45						
7.00	1.30			10.35	9.00	8.45	2.10	0	Lv	Omaha (Union Pacific)	Neb. Ar	1033	4.05	8.15	8.30	5.35			4.20	3.10	
8.20	2.45			11.23	9.48	9.33		37	"	Fremont	" Ar	1197		7.10	7.30	4.25			2.55	1.48	
9.34	3.59			12.15	10.40	10.25		82	"	Columbus	" Ar	1447		6.05	6.35	3.20			1.41	1.24	
11.25	5.45			1.45	12.10	11.55	4.21	144	"	Grand Island	" Ar	1864	1.49	4.35	5.05	1.25			11.25	10.43	
12.35	7.20			2.40	1.03	12.48		186	"	Kearney	" Ar	2149		3.00	4.00	12.15			10.13	9.28	
3.03	9.48			4.35	2.55	2.40	6.20	281	Ar	North Platte (Central Time)	" Ar	2802	11.54	1.15	2.10	10.00			7.45	7.00	
2.20	9.10			3.55	2.05	1.50	5.24	281	Lv	North Platte (Mountain Time)	" Ar	2802	10.49	1.25	1.00	8.50			6.15	5.24	
				6.03	4.55	4.35		363	"	Julesburg	Colo. Ar	3467		10.25	x	8.47					
6.00	1.00			7.45	x	7.25	7.13	405	"	Sidney	Neb. Ar	4091	9.00	9.30	10.30	5.35			2.50	1.40	
8.40	3.40			10.30	7.30	7.00	9.00	507	Ar	Cheyenne	Wyo. Lv	6060	7.30	7.35	8.45	3.15			12.10	11.00	
				N1.50	N1.50	N1.50		0	Lv	St. Louis (Wabash) (C. T.)	Mo. Ar	480		N2.15	N2.15	N7.30	N7.30				
6.00				8.00	11.55	11.55		640	"	Kansas City (Union Pacific)	Mo. Ar	748		7.45	7.45	10.55	10.55				4.05
8.55	1.35			8.30	4.45	4.45		746	Ar	Denver (M. T.)	Colo. Ar	5188		10.30	11.55	6.30	6.30			3.00	1.25
				N100	N7.15	N7.15			Ar	Cheyenne	Wyo. Lv	6060		N7.35	N8.40	N3.15	N3.15			3.00	1.25
																			12.01	10.35	
9.00	4.40			11.59	8.30	7.50	9.10	507	Lv	Cheyenne	" Ar	6060	7.20	6.40	7.50	2.45	2.25			11.50	10.20
10.35	6.20			1.40	10.10	9.25	10.35	563	"	Laramie	" Ar	7151	6.01	4.55	6.15	1.00	12.45			10.21	8.56
2.00	9.30			4.15	12.48	11.58	12.31	680	"	Rawlins	" Ar	6747	4.00	2.25	3.40	9.45	9.20			6.55	5.30
5.00	12.40			6.28	3.00	2.20		799	"	Rock Springs	" Ar	6263		12.06	1.15	6.40	6.20			3.50	2.34
5.25	1.05			7.10	3.40	3.05	2.55	814	"	Green River	" Ar	6083	1.38	11.30	12.35	5.50	5.30			3.24	2.09
8.25	3.54			9.42	6.02	5.35	4.45	914	"	Evansston	" Ar	6745	11.50	9.24	10.15	3.15	3.04			2.25	11.25
10.35	5.55			11.45	7.50	7.30	6.26	990	Ar	Ogden	Utah Lv	4298	10.10	7.40	8.20	1.05	1.00			10.15	9.15
C1050	C6.10			12.15	8.20	8.00	6.36	990	Lv	Ogden	Utah Lv	4298	10.00	7.20	7.45	11.40			C9.55	C8.55	
C1159	C7.20			1.05	9.10	8.55		1026	Ar	Salt Lake City	Utah Lv	4251	9.20	6.25	6.45	10.30			C8.45	C7.45	
1.00	8.00			1.35	9.45	9.35	7.21	1026	Lv	Salt Lake City	Utah Lv	4251	9.15	5.55	6.15	9.35			8.05	6.35	
				2.00	A	A		1042	"	Garfield	" Lv	4237		B	B						
				S.	A	A		1046	"	Lake Point	" Ar	4260		S	S						
				S.	A	A		1050	"	Morris	" Ar	4390		S	S						
				S.	A	A		1054	"	Erda	" Ar	4561		S	S						
				S.	A	A		1058	"	Shields	" Ar	4731		S	S						
				2.32	R	R		1062	"	Warner (To Int'l Smelter)	" Ar	4903		E	E						
				2.40	R	R		1067	"	Stockton (Rush Lake)	" Ar	5080		E	E						
				f 2.54	R	R		1074	"	St. John (To Ophir Mines)	" Ar	5034		E	E						
				S.	A	A		1081	"	Ajax	" Ar	5067		S	S						
				S.	A	A		1087	"	Faust	" Ar	5267		S	S						
				S.	A	A		1093	"	Pehrson	" Ar	5518		S	S						
				S.	A	A		1096	"	Dunbar	" Ar	5648		S	S						
				S.	A	A		1100	"	Lofgreen	" Ar	5804		S	S						
				S.	A	A		1106	"	Boulter	" Ar	6043		S	S						
				3.53	R	R	111.53	1111	"	Tintic 103	" Ar	5859		E	S						
				S.	A	A		1118	"	McIntyre	" Ar	5591		S	S						
				S.	A	A		1125	"	Jericho	" Ar	5319		S	S						
				S.	A	A		1135	"	Champlin	" Ar	4965		S	S						
				4.35	12.45	12.30		1144	Ar	Lynnndyl	Lv	4796		3.05	3.37	6.20					
				4.45	12.55	12.40		1144	Lv	Lynnndyl 98 (To Provo Branch)	Ar	4796		2.55	3.27	6.10					
				S.	A	A		1150	"	Cline	Lv	4792		S	S						
				5.11	f 1.19	f 1.09		1161	"	Delta 104	" Ar	4649		f 2.32	f 3.06	5.45					
				5.19	A	A		1166	"	Oasis (Alfalfa District)	" Ar	4607		B	B						
				f 5.35	A	A		1179	"	Clear Lake	" Ar	4585				f 5.12					
				S.	A	A		1189	"	Borden	" Ar	4728		S	S						
				S.	A	A		1195	"	Bloom	" Ar	4783		S	S						
				S.	A	A		1205	"	Pumice	" Ar	4860		S	S						
				6.19	A	A		1211	"	Black Rock	" Ar	4860				4.40					
				S.	A	A		1220	"	Read	" Ar	4895		E	S						
				6.45	3.15	2.50		1233	Ar	Milford	Lv	4968		1.10	1.49	4.13					
				6.55	3.25	3.00		1233	Lv	Milford (To Lehman's Cave)	Ar	4968		1.00	1.39	4.01					
				S.	A	A		1248	"	Thermo	" Ar	5045		S	S						
				f 7.19	A	A		1255	"	Nada	" Ar	5076		S	S						
				7.44	f 4.12	f 3.50		1269	Ar	Lund 106	Lv	5091		f12.20	f 1.00	3.21					
8.24	3.44			08.00	04.30	04.30		0	Lv	Lund	" Ar	5091		01200	01200	02.45			12.45	10.40	
				09.00	05.30	05.30		33	Ar	Cedar City 106	" Ar	5805		01100	01100	01.45					
9.05	4.00			01.45	02.30	02.30		0	Lv	Cedar City	" Ar	5805		02.00	02.00	09.00			12.31	10.25	
				02.45	03.30	03.30		33	Ar	Lund	" Ar	5091		01.00	01.00	08.00					
					f 4.12	f 3.50		1269	Lv	Lund 106	" Ar	5091		f12.20	f 1.00	3.21					
				S.	A	A		1279	"	Zane	" Ar	5215		S	S						

Between Chicago, Omaha, Denver, Ogden and San Francisco

WESTBOUND—Read Down

EASTBOUND—Read Up

Table No. 4
The Overland Route

WESTBOUND—Read Down				EASTBOUND—Read Up					
Pacific Limited 21 Daily	The Challenger 82 Daily	San Francisco Overland Limited 27 Daily	Streamliner, City of San Francisco 101	M I L M S	Elevation	Streamliner, City of San Francisco 102	San Francisco Overland Limited 28 Daily	The Challenger 88 Daily	Pacific Limited 22 Daily
C. & N. W.									
10.00	9.20	9.00	6.00	0	Ar	590	12.15	8.30	7.25
9.40	8.10	7.35	2.00	485	Lv	983		9.45	8.58
10.00	8.29	7.55		488	Ar	1033	4.15	9.30	8.45
MINNEAPOLIS (C. & N.W.) (C.T.)									
8.40	8.05	8.05		0	Lv	918		8.10	8.10
9.15	8.45	8.45		11	Ar	703		7.35	7.35
8.00	7.15	7.15		377	Ar	1033		9.35	9.35
ST. LOUIS (Wabash) (C.T.)									
	8.00	8.00		0	Lv	480		8.23	8.23
	8.30	8.30		414	Ar	1033		8.45	8.45
UNION PACIFIC									
10.35	9.15	8.45	2.10	0	Lv	1033	4.05	8.15	8.25
11.23	10.03	9.33		37	"	1197		7.10	7.20
12.15	10.55	10.25		82	"	1447		6.05	6.20
1.45	12.25	11.55	4.21	144	"	1864	1.49	4.35	4.50
2.40	1.18	12.48		186	"	2149		3.30	3.45
4.35	3.10	2.40	6.20	281	Ar	2802	11.54	1.15	1.50
North Platte (Mountain Time)									
3.55	2.20	1.50	5.24	281	Lv	2802	10.49	12.05	12.40
6.03	3.55	3.25		363	"	3467		11.00	6.50
7.45	5.10	4.35	7.13	405	"	4091	9.00	9.30	10.05
10.30	7.40	7.00	9.00	507	Ar	6060	7.30	7.35	8.15
ST. LOUIS (Wabash) (C.T.)									
A1.50	A1.50	A1.50		0	Lv	480		A2.15	A2.15
8.00	11.55	11.55		0	Lv	748		7.45	7.45
8.30	4.45	4.45		640	Lv	5188		10.30	11.55
A11.00	A7.15	A7.15		746	Ar	6060		A7.35	A8.40
ST. LOUIS (Wabash) (C.T.)									
11.45	8.45	7.50	9.10	507	Lv	6060	7.20	6.55	7.45
1.25	10.30	9.25	10.35	563	"	7151	6.01	5.18	6.00
4.00	1.10	11.58	12.31	680	"	6747	4.00	2.48	3.30
6.15	3.25	2.20		799	"	6263		12.30	1.05
6.40	3.50	2.45		814	Lv	6083	1.43	12.10	12.45
7.00	4.15	3.05	2.55	814	Lv	6083	1.38	11.55	12.20
9.30	6.40	5.35	4.45	914	"	6747	11.50	9.40	10.03
11.30	8.30	7.30	6.26	990	Ar	4298	10.10	7.50	8.10
Ogden									
11.00	8.00	8.00		0	Lv	4251		11.30	11.30
OGDEN (So. Pacific) (P.T.)									
11.45	8.45	8.20	5.36	990	Lv	4298	9.00	6.10	6.05
O.	T.	O.		1014	Ar	4219		B.	G.
O.	10.19	O.		1038	"	4218		B.	G.
O.	11.27	O.		1093	"	4476		B.	f 3.25
O.	T.	O.		1105	"	4809		B.	G.
2.35	11.53	11.02		1111	"	4880		3.24	3.03
O.	12.31	O.		1128	"	5924		B.	f 2.32
4.20	1.27	12.34		1166	"	5633		1.57	1.31
O.	f 1.50	O.		1184	"	5343		B.	G.
O.	f 2.04	O.		1196	"	5231		B.	G.
5.28	2.35	1.35	10.03	1217	"	5063		12.47	12.18
6.00	3.03	2.05		1239	"	4901	4.20	12.16	11.44
f 6.25	f 3.28	O.		1247	"	4846		B.	f 11.23
f 6.48	f 3.50	O.		1265	"	4697		B.	f 11.01
f 7.27	4.28	3.23		1297	"	4514		W	f 10.26
f 8.14	f 5.12	O.		1339	"	4391		B.	G.
8.41	5.36	4.24		1356	"	4336		10.06	9.18
9.26	6.15	5.00		1389	"	4199		9.27	8.30
10.20	7.07	5.52		1428	"	3982		8.34	7.33
11.29	8.15	6.58		1485	"	4014		7.35	6.27
11.48	8.36	O.		1497	"	4159		B.	G.
12.53	9.45	O.		1527	"	4427		B.	f 4.57
1.10	9.53	8.43	2.46	1530	"	4500	11.30	6.10	4.50
2.15	11.20	10.30		1565	"	5819		5.00	3.40
RENO									
5.00	1.55	1.20		1607	"	4693		2.00	1.00
5.45	2.40	P.		1618	"	3390		M.	S.
5.59	2.55	P.		1629	"	2418		M.	H.
f 6.07	f 3.02	P.		1652	"	1380		M.	S.
f 6.17	f 3.08	P.		1655	"	980		M.	H.
f 6.40	f 3.30	P.		1658	"	628		M.	H.
f 7.20	4.15	3.10		402	"	402		M.	H.
f 7.40	4.45	3.10		1665	"	162		M.	H.
SACRAMENTO (State Capital)									
9.00	5.58	R.		1683	Ar	35	6.48	12.48	11.48
	6.17	R.		1683	Lv	35	6.45	12.10	11.10
	6.42	R.		1686	Ar	52		11.50	10.50
	6.54	R.		1743	Lv	14		M.	H.
	7.20	R.		1749	Ar	14		M.	H.
	7.30	R.		1762	Ar	14		M.	H.
	7.45	R.		1765	Ar	14		M.	H.
	8.57	R.		1769	Ar	14		M.	H.
9.32	7.03	R.		1775	Ar	14		M.	H.
9.45	7.15	R.		1775	Ar	14		M.	H.
9.55	7.50	R.		1775	Ar	14		M.	H.
10.30	7.50	R.		1775	Ar	14		M.	H.

Free Side Trip to Salt Lake City

You are entitled to a free side trip, Ogden to Salt Lake City and return, if your one-way or round trip ticket is from Denver, Cheyenne, or east thereof, to or west of Cobre, Nevada, or Pocatello, Idaho, or the reverse; and if routed via Union Pacific Railroad between Denver, Cheyenne and Ogden or Pocatello. Apply to agent issuing your through ticket, agent at Ogden, or conductor on your train into Ogden.

Footnotes for Table 4

- Makes ten trips each way between Chicago and San Francisco each month. See page 6 for sailing dates and schedule.
- (f) Stops only on signal.
- A See tables 17 and 18 for service between St. Louis, Kansas City, Denver and Cheyenne.
- B Stops to let off paying passengers from Colfax or west; also to take on for beyond Ogden.
- D Stops to take paying passengers for Reno and east.
- G Stops to let off paying passengers from Sparks or west; also to take on for Ogden or east.
- H Stops to take paying passengers for Sparks or east.
- K Stops to let off paying passengers from Reno and east.
- M Stops to take paying passengers for Ogden and east.
- N Stops to let off paying passengers from Sparks or east.
- O Stops to let off passengers from Cheyenne or east.
- P Stops to let off passengers from Reno or east; also to take for Sacramento or west.
- R Stops to let off paying passengers from Sacramento or east.
- S Stops to take paying passengers for Sparks or east; also to let off from Berkeley or west.
- T Stops to let off paying passengers from Ogden or east; also to take on for Reno or west.
- W Stops to let off paying passengers from Reno or west; also to take for beyond Ogden.
- ⊕ See table 19 for service between Ogden and Salt Lake City.
- ◆ Mileage shown on mile posts is from Council Bluffs. See General Information, page 57.

Sun Valley Lodge, Sun Valley, Idaho
Open only during Summer and Winter Seasons

Challenger Inn, Sun Valley, Idaho
Open All Year

Between Chicago, Omaha and Denver

WESTBOUND—Read Down

**Union Pacific
Historical
Museum**

• Going through Omaha? If you are, and if you have a little time to spare between train connections, be sure to see the Historical Museum, Union Pacific Building, Corner 15th and Dodge Streets.

• It contains a fascinating visual record of the building of the West. Its numerous mementos, pictures and authentic documents and articles from the President Lincoln funeral car... firearms taken from train robbers... old-time agricultural implements... relics of prehistoric days.

• The Museum is now open to the public from 9:00 a.m. to 5:00 p.m. daily **except Sunday**. Admission is free and special evening parties can be accommodated by advance arrangements.

• Any street car going north from the Omaha Union Station will take you to 15th and Farnam streets. The Union Pacific Building is two blocks north from that corner.

64 Daily	24 Daily	334 Mixed	38 Daily	4 Daily	11.54	10.11	8.52	9.45	5.45	6.30
10.25	5.05	* 4.30	9.10	10.30	12.03	6.18	10.25	6.47	8.48	513
H.	H.	H.	H.	H.	K.	12.09	6.24	518	518	Ar
H.	H.	H.	H.	H.	f 10.39	12.14	6.37	520	520	Lv
H.	H.	H.	H.	H.	f 10.47	12.22	6.37	525	525	Ar
H.	H.	H.	H.	H.	f 10.53	12.37	6.52	530	530	Lv
H.	H.	H.	H.	H.	f 11.00	12.48	7.04	534	534	Ar
H.	H.	H.	H.	H.	f 5.45	11.10	12.48	541	541	Lv
H.	H.	H.	H.	H.	f 11.15	12.59	7.14	546	546	Ar
H.	H.	H.	H.	H.	f 11.20	12.59	7.14	548	548	Lv
H.	H.	H.	H.	H.	K.	11.20	7.14	552	552	Ar
11.55	6.30	* 6.25	10.30	11.55	11.25	7.40	11.55	8.00	9.45	560
E9.30	E12.25	E2.30	E4.55	E11.55	11.25	7.40	11.55	E9.30	E12.40	Ar

Motor Bus 1 Daily	Motor Bus 3 Daily	Overland Limited 27-64 Daily	The Columbine 15 Daily	The Streamliner 111 Daily	MILES
12.30	6.30	9.00	11.45	5.45	0 Lv
5.57	11.46	7.35	3.25	1.30	485 Ar
6.20	12.01	7.55	3.50	1.45	488 Ar
7.00	1.30	8.45	6.00	1.55	0 Lv
7.50	2.20	9.33	6.34	2.25	22 " Waterloo
8.20	2.45	10.25	6.41	2.37	25 " Valley
8.32	2.57	11.15	7.05	2.31	37 " Fremont
8.45	3.10	12.05	7.14	2.44	44 " Ames
9.08	3.33	12.55	7.25	2.56	52 " North Bend
9.34	3.59	13.45	7.46	3.11	66 " Schuyler
f.	f.	14.35	8.14	3.22	82 " Columbus (Loup River)
10.03	4.28	15.25	8.32	3.33	89 " Duncan
10.20	4.45	16.15	8.46	3.44	100 " Silver Creek
10.40	5.05	17.05	9.01	3.55	111 " Clarks (Grand Pawnee Vil.)
10.55	5.20	17.95	9.18	4.06	122 " Central City
11.25	5.45	18.85	9.31	4.17	134 " Chapman
11.48	6.08	19.75	10.00	4.28	144 " Grand Island
11.59	6.19	20.65	10.21	4.39	152 " Alda
12.09	6.29	21.55	10.32	4.50	160 " Wood River
12.35	7.20	22.45	10.41	4.61	167 " Shelton
12.59	7.44	23.35	11.13	4.72	173 " Gibbon
1.13	7.58	24.25	11.25	4.83	186 " Kearney (State Normal)
1.30	8.15	25.15	11.34	4.94	190 " Odessa
1.52	8.37	26.05	11.45	5.05	202 " Elm Creek
2.09	8.54	26.95	11.55	5.16	211 " Overton
2.29	9.14	27.85	12.04	5.27	222 " Lexington
2.43	9.28	28.75	12.23	5.38	236 " Cozad
3.03	9.48	29.65	12.42	5.49	240 " Willow Island
2.20	9.10	30.55	12.59	5.60	246 " Gothenburg
f.	f.	31.45	1.13	5.71	259 " Brady Island
2.54	9.44	32.35	1.40	5.82	268 " Maxwell (Old Ft. McPherson)
3.14	10.04	33.25	2.40	5.93	281 Ar
3.32	10.22	34.15	2.55	6.04	281 Ar
3.43	10.33	35.05	3.00	6.15	281 Ar
3.58	10.48	35.95	3.11	6.26	281 Ar
4.15	11.05	36.85	3.22	6.37	281 Ar
4.32	11.22	37.75	3.33	6.48	281 Ar
4.49	11.39	38.65	3.44	6.59	281 Ar
4.66	11.56	39.55	3.55	7.10	281 Ar
4.83	12.13	40.45	3.66	7.21	281 Ar
5.00	12.30	41.35	3.77	7.32	281 Ar
5.14	12.47	42.25	3.88	7.43	281 Ar
5.29	13.04	43.15	3.99	7.54	281 Ar
5.43	13.21	44.05	4.10	7.65	281 Ar
5.50	13.38	44.95	4.21	7.76	281 Ar
5.56	13.55	45.85	4.32	7.87	281 Ar
6.06	14.12	46.75	4.43	7.98	281 Ar
6.20	14.29	47.65	4.54	8.09	281 Ar
6.31	14.46	48.55	4.65	8.20	281 Ar
6.43	15.03	49.45	4.76	8.31	281 Ar
6.55	15.20	50.35	4.87	8.42	281 Ar
7.07	15.37	51.25	4.98	8.53	281 Ar
7.19	15.54	52.15	5.09	8.64	281 Ar
7.31	16.11	53.05	5.20	8.75	281 Ar
7.43	16.28	53.95	5.31	8.86	281 Ar
7.55	16.45	54.85	5.42	8.97	281 Ar
8.07	17.02	55.75	5.53	9.08	281 Ar
8.19	17.19	56.65	5.64	9.19	281 Ar
8.31	17.36	57.55	5.75	9.30	281 Ar
8.43	17.53	58.45	5.86	9.41	281 Ar
8.55	18.10	59.35	5.97	9.52	281 Ar
9.07	18.27	60.25	6.08	9.63	281 Ar
9.19	18.44	61.15	6.19	9.74	281 Ar
9.31	19.01	62.05	6.30	9.85	281 Ar
9.43	19.18	62.95	6.41	9.96	281 Ar
9.55	19.35	63.85	6.52	10.07	281 Ar
10.07	19.52	64.75	6.63	10.18	281 Ar
10.19	20.09	65.65	6.74	10.29	281 Ar
10.31	20.26	66.55	6.85	10.40	281 Ar
10.43	20.43	67.45	6.96	10.51	281 Ar
10.55	21.00	68.35	7.07	10.62	281 Ar
11.07	21.17	69.25	7.18	10.73	281 Ar
11.19	21.34	70.15	7.29	10.84	281 Ar
11.31	21.51	71.05	7.40	10.95	281 Ar
11.43	22.08	71.95	7.51	11.06	281 Ar
11.55	22.25	72.85	7.62	11.17	281 Ar
12.07	22.42	73.75	7.73	11.28	281 Ar
12.19	23.00	74.65	7.84	11.39	281 Ar
12.31	23.17	75.55	7.95	11.50	281 Ar
12.43	23.34	76.45	8.06	11.61	281 Ar
12.55	23.51	77.35	8.17	11.72	281 Ar
13.07	24.08	78.25	8.28	11.83	281 Ar
13.19	24.25	79.15	8.39	11.94	281 Ar
13.31	24.42	80.05	8.50	12.05	281 Ar
13.43	25.00	80.95	8.61	12.16	281 Ar
13.55	25.17	81.85	8.72	12.27	281 Ar
14.07	25.34	82.75	8.83	12.38	281 Ar
14.19	25.51	83.65	8.94	12.49	281 Ar
14.31	26.08	84.55	9.05	12.60	281 Ar
14.43	26.25	85.45	9.16	12.71	281 Ar
14.55	26.42	86.35	9.27	12.82	281 Ar
15.07	27.00	87.25	9.38	12.93	281 Ar
15.19	27.17	88.15	9.49	13.04	281 Ar
15.31	27.34	89.05	9.60	13.15	281 Ar
15.43	27.51	89.95	9.71	13.26	281 Ar
15.55	28.08	90.85	9.82	13.37	281 Ar
16.07	28.25	91.75	9.93	13.48	281 Ar
16.19	28.42	92.65	10.04	13.59	281 Ar
16.31	29.00	93.55	10.15	13.70	281 Ar
16.43	29.17	94.45	10.26	13.81	281 Ar
16.55	29.34	95.35	10.37	13.92	281 Ar
17.07	29.51	96.25	10.48	14.03	281 Ar
17.19	30.08	97.15	10.59	14.14	281 Ar
17.31	30.25	98.05	10.70	14.25	281 Ar
17.43	30.42	98.95	10.81	14.36	281 Ar
17.55	31.00	99.85	10.92	14.47	281 Ar
18.07	31.17	100.75	11.03	14.58	281 Ar
18.19	31.34	101.65	11.14	14.69	281 Ar
18.31	31.51	102.55	11.25	14.80	281 Ar
18.43	32.08	103.45	11.36	14.91	281 Ar
18.55	32.25	104.35	11.47	15.02	281 Ar
19.07	32.42	105.25	11.58	15.13	281 Ar
19.19	33.00	106.15	12.09	15.24	281 Ar
19.31	33.17	107.05	12.20	15.35	281 Ar
19.43	33.34	107.95	12.31	15.46	281 Ar
19.55	33.51	108.85	12.42	15.57	281 Ar
20.07	34.08	109.75	12.53	15.68	281 Ar
20.19	34.25	110.65	12.64	15.79	281 Ar
20.31	34.42	111.55	12.75	15.90	281 Ar
20.43	35.00	112.45	12.86	16.01	281 Ar
20.55	35.17	113.35	12.97	16.12	281 Ar
21.07	35.34	114.25	13.08	16.23	281 Ar
21.19	35.51	115.15	13.19	16.34	281 Ar
21.31	36.08	116.05	13.30	16.45	281 Ar
21.43	36.25	116.95	13.41	16.56	281 Ar
21.55	36.42	117.85	13.52	16.67	281 Ar
22.07	37.00	118.75	13.63	16.78	281 Ar
22.19	37.17	119.65	13.74	16.89	281 Ar
22.31	37.34	120.55	13.85	17.00	281 Ar
22.43	37.51	121.45	13.96	17.11	281 Ar
22.55	38.08	122.35	14.07	17.22	281 Ar
23.07	38.25	123.25	14.18	17.33	281 Ar
23.19	38.42	124.15	14.29	17.44	281 Ar
23.31	39.00	125.05	14.40	17.55	281 Ar
23.43	39.17	125.95	14.51	17.66	281 Ar
23.55	39.34	126.85	14.62	17.77	281 Ar
24.07	39.51	127.75	14.73	17.88	281 Ar
24.19	40.08	128.65	14.84	17.99	281 Ar
24.31	40.25	129.55	14.95	18.10	281 Ar
24.43	40.42	130.45	15.06	18.21	281 Ar
24.55	41.00	131.35	15.17	18.32	281 Ar
25.07	41.17	132.25	15.28	18.43	281 Ar
25.19	41.34	133.15	15.39	18.54	281 Ar
25.31	41.51	134.05	15.50	18.65	281 Ar
25.43	42.08	134.95	15.61	18.76	281 Ar
25.55	42.25	135.85	15.72	18.87	281 Ar
26.07	42.42	136.75	15.83		

Between Chicago, Omaha and Spokane, Portland, Tacoma and Seattle

Read Down—WESTBOUND

Table No. 6 The Overland Route

See Tables Nos. 1 and 2 for complete schedules between Omaha and Green River

EASTBOUND—Read Up

Motor Bus 5 Daily		Motor Bus 1 Daily		Pacific Limited 21-25 Daily	Portland Rose 27-17 Daily	The Streamliner 1	MILES	City	State	Elevation	The Streamliner 2	Portland Rose 18-28 Daily	Pacific Limited 26-22 Daily	Pacific Limited 26-24 Daily	Motor Bus 6 Daily	Motor Bus 4 Daily
3.30	12.30			10.00	9.00	6.00	0	Chicago (C.&N.W.) (C.T.)	Ill.	Ar 590	12.15	8.30	7.25		9.20	3.30
7.55	5.57			9.40	7.35	2.00	485	Council Bluffs	Iowa	Lv 983	4.15	9.45	7.45		3.50	10.50
8.15	6.20			10.00	7.55		488	Omaha	Nebr.	Lv 1033		9.30	7.25		3.30	10.30
				8.40	8.05		0	Minneapolis (C.&N.W.) (CT)	Minn.	Ar 918		8.10	8.10			
				9.15	8.45		11	St. Paul	Minn.	Ar 703		7.35	7.35			
				8.00	7.15		377	Omaha	Nebr.	Lv 1033		9.15	9.15			
					8.00		0	St. Louis (Wabash) (C.T.)	Mo.	Ar 480		8.23				
					8.30		414	Omaha	Nebr.	Lv 1033		8.45				
8.45	7.00			10.35	8.45	2.10	0	Omaha (Union Pacific)	Nebr.	Ar 1033	4.05	8.15	5.35		3.10	9.45
1.30	11.25			1.45	11.55	4.21	144	Grand Island	Nebr.	Ar 1864	1.49	4.35	1.25		10.43	5.03
2.45	12.35			2.40	12.48		186	Kearney	Nebr.	Ar 2149		3.30	12.15		9.28	3.48
4.43	2.20			3.55	1.50	6.24	281	North Platte (Mountain Time)	Nebr.	Ar 2802	10.49	12.05	8.50		5.24	11.49
8.00	6.00			7.45	4.35		405	Sidney	Nebr.	Ar 4091	9.00	9.30	5.35		1.40	8.30
10.40	8.40			10.30	7.00	9.00	507	Cheyenne	Wyo.	Lv 6060	7.30	7.35	3.15		11.00	5.50
				Y1.50	Y1.50		0	St. Louis (Wabash) (C.T.)	Mo.	Ar 480		Y2.15	Y7.30	Y7.30		
12.01	7.45			8.00	11.55		0	Kansas City (Union Pacific)	Mo.	Ar 748		7.45	10.55	10.55		8.30
10.40	8.55			8.30	4.45		640	Denver (M.T.)	Colo.	Ar 5188		11.55	6.30	6.30	1.25	8.30
				Y1.00	Y7.15		746	Cheyenne	Wyo.	Lv 6060		Y8.40	Y3.15	Y3.15	10.35	5.35
11.00	9.00			11.59	8.20	9.10	507	Cheyenne	Wyo.	Ar 6060	7.20	7.25	2.45	2.25	10.25	5.20
12.23	10.35			1.40	9.58		563	Laramie	Wyo.	Ar 7151	6.01	6.00	1.10	12.55	9.01	3.55
3.25	2.00			4.15	12.35		680	Rawlins	Wyo.	Ar 6747	4.01	3.30	9.50	9.30	6.00	12.55
6.40	5.00			6.28	2.50		799	Rock Springs	Wyo.	Ar 6263		1.00	6.40	6.20	2.45	10.10
7.05	5.25			6.50	3.15	2.50	814	Green River	Wyo.	Ar 6083	1.43	12.40	6.15	5.50	2.09	9.15
				7.30	4.10	2.55	844	Green River 1, 2	Wyo.	Ar 6083	1.38	12.15	5.00	5.00	2.09	9.15
				8.15	4.50		844	Granger 1, 2	Wyo.	Ar 6271		11.40	4.20	4.20		
				8.25	s.		852	Moxa	Wyo.	Ar 6373			4.06			
				8.35	s.		860	Nutria	Wyo.	Ar 6507			3.52			
				8.46	s.		869	Opal	Wyo.	Ar 6669			3.37			
				8.56	s.		878	Waterfall	Wyo.	Ar 6807			3.24			
				9.15	5.50		884	Kemmerer	Wyo.	Ar 6913		10.50	3.10			
				9.32	s.		895	Fossil (Prehistoric animal remains)	Wyo.	Ar 6638			2.40			
				9.39	s.		900	Nugget	Wyo.	Ar 6525			2.28			
				10.00	s.		916	Beckwith	Wyo.	Ar 6201			2.04			
				10.10	s.		922	Pixley (Bear River)	Wyo.	Ar 6180			1.58			
				10.23	6.51		928	Cokeville	Wyo.	Ar 6191		9.46	1.47			
				10.41	s.		942	Pegram (Bear Lake to south)	Idaho	Ar 6036			1.20			
				10.53	s.		952	Dingle (Bear Lake Valley)	Idaho	Ar 5972			1.05			
				11.15	7.40		959	Montpelier 52 (To Bear Lake)	Idaho	Ar 5942		9.05	12.55			
				11.23	s.		966	Pescadero	Idaho	Ar 5922			12.30			
				11.29	s.		971	Georgetown	Idaho	Ar 5906			12.23			
				11.34	s.		973	Cavanaugh	Idaho	Ar 5882			12.17			
				11.39	s.		980	Manson	Idaho	Ar 5832			12.12			
				11.52	8.19		990	Soda Springs (Mineral Springs)	Idaho	Ar 5779		8.14	11.59			
				12.01	s.		996	Alexander (Bear River)	Idaho	Ar 5733			11.48			
				12.07	s.		1001	Talmage	Idaho	Ar 5587			11.39			
				12.17	s.		1006	Bancroft (Gentile Valley)	Idaho	Ar 5587			11.29			
				12.22	s.		1010	Kinport	Idaho	Ar 5381			11.15			
				12.27	s.		1015	Pebble (Portneuf River)	Idaho	Ar 5278			11.08			
				12.36	s.		1022	Blaser	Idaho	Ar 5149			10.57			
				12.42	s.		1024	Lava Hot Springs	Idaho	Ar 5072			10.53			
				12.48	s.		1029	Topaz	Idaho	Ar 4929			10.42			
				12.59	9.24		1036	McCammom 20	Idaho	Ar 4752		7.07	10.32			
				1.06	s.		1041	Onyx	Idaho	Ar 4614			10.20			
				1.12	s.		1046	Inkom (Bannock Range to South)	Idaho	Ar 4525			10.13			
				1.19	s.		1052	Portneuf	Idaho	Ar 4490			10.05			
				1.35	10.00	7.30	1058	Pocatello 20 (Portneuf River)	Idaho	Ar 4463	8.52	6.40	9.55			
				10.15			0	Pocatello	Mont.	Ar 4463			1.40			
				3.00			158	W. Yellowstone 20,48	Mont.	Lv 6665			8.00			
				8.00			0	W. Yellowstone	Idaho	Ar 6665			3.00			
				1.40			158	Pocatello	Idaho	Lv 4463			10.15			
				8.00	11.00		0	Salt Lake City 20	Utah	Ar 4251		11.30	2.45		7.30	
				1.15	4.35		170	Pocatello	Idaho	Lv 4463		6.45	10.00		2.30	
				2.40	10.30	7.40	1058	Pocatello (Portneuf River)	Idaho	Ar 4463	8.42	6.15	9.25		11.00	
				3.21	11.03		1074	Bannock	Idaho	Ar 4417						
				3.45	11.50		1083	American Falls (Falls in Snake River Dam, and Irrigation Prof.)	Idaho	Ar 4337		5.40	8.44		10.08	
				4.10	12.50		1091	Coolidge	Idaho	Ar 4478						
				4.45	12.30		1100	Wapi	Idaho	Ar 4401					9.41	9.15
				5.00	12.50		1117	Minidoka 60. (To Twin Falls and Shoshone Falls)	Idaho	Ar 4282		4.58	8.05			
				7.00	1.00		1133	Kimama	Idaho	Ar 4272			7.28			
				9.00	3.00		1158	Dietrich	Idaho	Ar 4080			6.55			
				10.30			1166	Shoshone 64, 65	Idaho	Lv 3970		3.50	6.43			
				11.00			0	Shoshone	Idaho	Ar 3970		3.20	4.45			
				12.30			69	Sun Valley	Idaho	Ar 3970		1.30	2.45			
				12.45	10.30		0	Sun Valley	Idaho	Ar 3970		6.15	9.00			
				12.56	10.31		69	Shoshone	Idaho	Lv 3970		4.15	7.00			
				5.00	12.50		1166	Shoshone	Idaho	Ar 3970		3.50	6.43			
				5.19	1.09		1182	Gooding (Wood River)	Idaho	Ar 3576		3.24	6.14		12.20	6.50
				5.35	1.26		1195	Bliss 61	Idaho	Ar 3265			5.55		11.55	6.15
				6.01			1211	King Hill	Idaho	Ar 2532			5.29		11.44	6.04
				6.15	2.00		1218	Glenns Ferry	Idaho	Lv 2562		2.35	5.20			

IMPORTANT NOTICE
Coach and Pullman tourist cars from The Portland Rose are carried on Nos. 7 and 8 between Chicago and Cheyenne.

Footnotes for Pages 38 and 39

- Makes five trips each way between Chicago and Portland each month; leaves Chicago on 4th, 10th, 16th, 22nd and 28th; leaves Portland on 1st, 7th, 13th, 19th and 25th. See page 7.
NO EXTRA FARE.
- *Daily. †Daily except Sunday.
- (F) Stops only on signal. || Meals.
- Through sleeping car daily to and from West Yellowstone during Yellowstone season June 20 to Sept. 12.
- Connecting sleeping car service to and from West Yellowstone during Park Season June 20 to Sept. 12.
- A Stops to let off paying passengers from Cheyenne and beyond; also to take for Spokane and Portland or beyond.
- B Stops to let off paying passengers from Portland, Spokane or beyond; also to take for Cheyenne or beyond.
- D Stops to take on paying passengers for McCammom, Pocatello and beyond.
- E Stops to take on paying passengers for Cheyenne and beyond.
- H Stops to take on paying passengers for north of Umatilla.
- K Stops to take paying passengers for stations east of Green River.
- L Stops to let off paying passengers from east of Stanfield.
- M Stops to let off paying passengers from north of Umatilla.
- O Stops to take on paying passengers for scheduled stopping points or for stations north of Pendleton or north of Umatilla; also to let off paying passengers from Huntington or east.
- P Stops to let off or take on paying passengers.
- R See tables 11, 74, 77 and 83.
- S Stops to let off paying passengers from Cheyenne and east.
- T Stops to let off paying passengers from Portland, Spokane or beyond; also to take paying passengers for Cheyenne, Ogden or beyond.
- U Stops to let off paying passengers from east of Huntington, and to take for Portland, or north of Pendleton or Umatilla.
- V Stops to let off passengers from Pocatello and beyond; also to take on for west of Huntington.
- W Stops to take paying sleeping car passengers for Cheyenne and east.
- X Train slows down.
- Y For service between Denver and Cheyenne, see Table 18, page 43.
- ▲ Bus connections between Shoshone and Sun Valley will be provided passengers arriving or departing Shoshone on principal trains and holding through rail tickets to and from Ketchum and reservations at Sun Valley Lodge or Challenger Inn.
- Motor bus operated over public highway. See General Information, page 57, for optional rail-motor bus ticketing arrangement.
- ◆ Mileage shown on mile posts is from Council Bluffs. See General Information, page 57.

NOTE—Motor Bus 5 arrives Ogden 11:55 a.m. Connecting Bus No. 5 for Bliss and points northwest leaves Ogden 4:15 p.m. See Union Pacific Stages Time Table Folder for Complete Schedules.


NOTE—Motor Bus 1 arrives Ogden 10:35 p.m. Connecting Bus No. 1 for Bliss and points northwest leaves Ogden 1:40 a.m. See Union Pacific Stages Time Table Folder for Complete Schedules.

Between Portland, Tacoma and Seattle

All tickets over these lines are interchangeable and will be good on any train.

Table No. 6 Continued The Overland Route Pacific Time																
401 Daily Union Station	459 Daily Union Station	407 Daily Union Station	561 Daily Union Station	405 Union Station	Miles			Elevation	406 Union Station	562 Daily Union Station	408 Daily Union Station	458 Daily Union Station	402 Daily Union Station			
11.00	4.20	1.30	8.30	*1005	0.0	Ly	Portland	Ore.	Ar	29	*4.10	2.20	5.00	9.10	6.45	
			f 8.56		7.3		N. Portland		Ar	47	f 1.55					
11.40	4.45	1.51	9.00	*f1026	8.7		Vancouver	Wash.	Ar	47	*f346	4.37	8.36		5.55	
			f 9.09		14.6		Felida		Ar	41	f 1.36				5.21	
12.03			9.24		23.0		Ridgefield		Ar	39	1.22				5.08	
12.16			9.34		28.4		Woodland		Ar	32	1.12				5.08	
12.36			9.48		37.5		Kalama		Ar	21	12.56				4.48	
N. 1.08	N. 5.33	N. 2.34	N. 10.06	*f1111	47.7		Longview (N.)		Ar	27	N. 3	N.	N.	N.	4.25	
f 1.14			f10.12		51.4		Ostrander		Ar	41	f258	12.36	3.49	7.42	4.25	
1.27			10.22		52.6		Castle Rock		Ar	59	f12.29				f 4.12	
					64.6		Olequa		Ar	112	12.17				3.59	
f 1.44			10.40		67.2		Vader		Ar	142	11.59				3.39	
2.00	O		10.52		73.7		Winlock		Ar	112	11.49		V		3.27	
f 2.17			11.04		80.0		Napavine		Ar	44	11.39				3.15	
2.37	6.26	E	11.17	*f1157	87.1		Chehalis		Ar	189	*f214	11.26	W	6.46	2.55	
2.43	6.36	3.27	11.26	*f1205	90.8	Ar	Centrals		Ar	188	*f207	11.15	2.54	6.36	2.43	
2.53	6.41	3.27	11.31	*f1205	90.8	Ly	Centrals 93		Ar	188	*f207	11.10	2.54	6.31	2.23	
f 3.07			f11.43		98.1	Ly	Bucoda		Ar	255		10.58			f 2.08	
3.22	Via		11.49		101.8		Tenino	(See footnote A.)	Ar	288		Via			1.59	
f 3.55	Prairie		12.02		109.8		East Olympia 94		Ar	219		Prairie		6.07	f 1.41	
	Line		12.20		120.3		Nisqually		Ar	85		Line			f 1.20	
	8.05				139.0	Ar	Tacoma		Ar	13		9.40				
4.11	Via		12.34		129.1	Ly	Stellacoom		Ar	15		Via				
f 4.25	Prairie				135.0	Ar	Sixth Avenue		Ar	15		Prairie				
4.50	Line	4.33	1.00	*1.08	144.7	Ar	Tacoma		Ar	13	*1.05	1.52	5.20		12.33	
5.10	8.10	4.35	1.11	*1.10	144.7	Ly	Tacoma 94		Ar	13	*1.00	9.31	1.50	5.15	12.18	
5.30	D		P		152.6	Ly	Puyallup		Ar	50	T		L	L	11.59	
M. 5.40	M	M	1.26		154.4	Ar	North Puyallup		Ar	56	M	M	B	M		
6.00	D		P		161.5	Ar	Summer		Ar	72	T		B	B	11.49	
6.10	D		P		166.5	Ar	Auburn		Ar	73	8.57		B	B	11.37	
6.45	9.20	5.30	2.20	*2.05	183.4	Ar	Kent		Ar	43	U		B	R		
					183.4	Ar	Seattle 94 (Union Depot)		Ar	15	*1210		4.10	B		
					183.4	Ar	Seattle (King St. Sta.)		Wash.	15			1.00	B		11.00

FOR VICTORY



BUY UNITED STATES WAR BONDS AND STAMPS

Footnotes for Page 40

- * Streamliner; connects with The Streamliner, City of Portland, at Portland and makes 5 round trips each month; leaves Portland on the 6th, 12th, 18th, 24th and 30th; leaves Seattle on the 1st, 7th, 13th, 19th and 25th. See page 7 for Streamliner sailing dates and schedule between Portland and Chicago.
- ⊕ Coach and Pullman tourist cars from No. 17 leave Chicago 9.10 p.m. on The Challenger No. 7.
- ⊙ Nos. 561 and 458 use Union Pacific stations at Kent, Auburn, Sumner and North Puyallup. Nos. 401, 402, 459 and 562 use G. N.—N. P. stations at Kent, Auburn, Sumner and Puyallup.

Chicago-Omaha-Denver-Spokane (via PENDLETON)

21-23-25 Bus 68 Daily	27-17-13-12 Mls.	Table No. 8		Elevation	11-14-18-28 Daily	Bus 61 26-22 Daily
(Central Time)						
10.00	9.00	0	Ly	Chicago (C.&N.W.) Ill.	Ar 590	8.30 7.25
10.00	7.55	488	Ar	Omaha Neb.	Ly 1033	9.30 7.25
8.40	8.05	0	Ly	Min'polis (C&NW) Minn	Ar 918	8.10 8.10
9.15	8.45	11	Ar	St. Paul	Ar 703	7.35 7.35
8.00	7.15	377	Ar	Omaha Neb.	Ly 1033	9.15 9.15
	8.00	0	Ly	St. Louis (Wab.) Mo.	Ar 480	8.23 8.23
	8.30	414	Ar	Omaha Neb.	Ly 1033	8.45 8.45
10.35	8.45	0	Ly	Omaha (U.P.R.R.) Neb.	Ar 1033	8.20 5.35
10.30	7.00	507	Ar	Cheyenne (M.T.) Wyo.	Ly 6060	7.35 3.15
8.30	4.45		Ly	Denver Colo.	Ar 5188	11.55 6.30
11.00	7.15		Ar	Cheyenne Wyo.	Ly 6060	8.40 3.15
11.59	8.20	507	Ly	Cheyenne	Ar 6060	7.25 2.45
7.30	4.10	814	Ar	Green River	Ar 6083	12.15 5.00
2.20	10.30	1058	Ar	Pocatello	Ar 4463	6.15 9.25
5.00	12.50	1166	Ar	Shoshone (See Note A)	Ar 3970	3.50 6.45
8.10	3.55	1293	Ar	Boise	Ar 2692	12.40 3.20
11.35	7.00	1934	Ar	Huntington (M.T.)	Ar 2116	9.50 12.10
10.45	6.10	1934	Ar	Huntington (P.T.)	Ar 2116	8.40 10.55
4.15	11.40	1568	Ar	Pendleton 74, 75 Ore.	Ar 1069	3.20 4.35
▲ 5.00		0	Ly	Pendleton 76, 77	Ar 1069	▲ 4.15
▲ 6.35		47	Ar	Walla Walla Wash.	Ly 906	▲ 2.35
▲ 10.10		176	Ar	Lewiston Ida.	Ar 1895	▲ 10.40
▲ 12.15		252	Ar	Spokane 74, 77 Wash.	Ly 1895	▲ 8.45
	12.05	0	Ly	Pendleton Ore.	Ar 1069	2.25
	f12.47	24	Ar	Echo	Ar 641	f 1.55
	f12.53	27	Ar	Stanfield	Ar 593	f 1.48
	f 1.32	36	Ar	Hermiston	Ar 459	f 1.32
	1.45	42	Ar	Umatilla 74, 75, 76	Ar 296	1.25
	2.50	70	Ar	Walla Walla 74, 75 Wash.	Ly	12.37
	3.10	70	Ar	Walla Walla	Ar	12.13
	4.25	123	Ar	Ayer	Ar	11.11
	y. 145		Ar	Hooper Jct.	Ar	10.15
	5.38	166	Ar	Marengo	Ar	9.26
	6.32	210	Ar	Cheney	Ar	9.00
	7.00	227	Ar	Spokane 74, 77	Ar 1895	9.00

Chicago and St. Louis to Butte (via POCATELLO)

21-23-25 29 Dly	Mls.	Table No. 9		30-26-22 Daily
(Central Time)				
10.00	0	Ly	Chicago (C.&N.W.) Ill.	Ar 7.25
8.40	0	Ly	Min'polis (C&NW) Minn	Ar 8.10
	0	Ly	St. Louis (Wab.) Mo.	Ar 8.23
10.35	488	Ly	Omaha (U.P.) Neb.	Ar 5.35
10.30	995	Ar	Cheyenne (M.T.) Wyo.	Ly 3.15
1.50	0	Ly	St. Louis (Wab.) Mo.	Ar 7.30
8.00	278	Ly	Kansas City (U.P.) Mo.	Ar 10.55
8.30	918	Ar	Denver (M.T.) Colo.	Ar 6.30
11.00	1024	Ar	Cheyenne Wyo.	Ly 3.15
11.59	0	Ly	Cheyenne	Ar 2.45
1.35	551	Ar	Pocatello Ida.	Ar 9.55
2.00	0	Ly	Pocatello 20	Ar 2.00
f 2.19	12	Ar	Fort Hall	Ar f 1.33
f 2.42	24	Ar	Blackfoot	Ar f 1.20
f 2.56	42	Ar	Firth	Ar f 1.00
f 3.02	42	Ar	Shelley	Ar f 1.23
f 3.30	51	Ar	Idaho Falls	Ar f 1.40
f 3.42	57	Ar	Payne	Ar f12.19
f 3.56	68	Ar	Roberts	Ar f 12.06
f 4.14	83	Ar	Hamer	Ar f 11.47
4.20	89	Ar	Camas	Ar f 11.40
4.44	101	Ar	Dubois	Ar f 11.25
5.08	114	Ar	Spencer	Ar f 11.02
5.29	124	Ar	Humphrey	Ar f 10.42
5.40	131	Ar	Montida	Ar f 10.33
6.15	146	Ar	Lima	Ar f 10.10
6.29	154	Ar	Dell	Ar f 9.45
f 6.45	169	Ar	Red Rock	Ar f 9.23
f 6.55	173	Ar	Armstead	Ar f 9.17
f 7.05	179	Ar	Grayling	Ar f 9.06
f 7.33	194	Ar	Dillon	Ar f 8.45
f 7.42	200	Ar	Bond	Ar f 8.31
f 8.22	225	Ar	Melrose	Ar f 7.55
f 8.33	231	Ar	Quinn	Ar f 7.39
f 8.44	236	Ar	Divide	Ar f 7.31
f 9.10	251	Ar	Buxton	Ar f 7.05
f 9.25	256	Ar	Silver Bow	Ar f 6.55
9.45	263	Ar	Butte 20	Ar 6.40

- (f) Stops on signal. ▲ Motor Bus.
 - A Trains 401, 402 and 562 stop at West Tenino, less than a mile from Tenino; 401 at 3.38 a.m., 402 at 2.16 a.m., and 562 at 11.49 a.m.
 - B Stops to take paying passengers for Vancouver and south and to let off from points north of Seattle.
 - D Stops to let off paying passengers from Vancouver and beyond and to take on for points beyond Seattle.
 - E Stops to take paying passengers for Tacoma or beyond, and to let off from Portland or beyond.
 - L Via North Puyallup.
 - M Via Puyallup.
 - N Via Kelso. Bus service between Kelso and Longview every 20 minutes. Tickets to Longview honored to Kelso.
 - O Stops to let off paying passengers from Vancouver and beyond, and to take for Seattle and beyond.
 - P Stops to let off paying passengers from Tacoma and beyond, and to take for Seattle and beyond.
 - R Stops to take paying passengers for Tacoma and south.
 - T Stops to take on paying passengers for points south of Tacoma and to let off from Seattle.
 - U Stops to take on paying passengers for south of Tacoma.
 - V Stops to let off paying passengers from Tacoma and north and to take for Vancouver and south.
 - W Stops to take paying passengers for Portland or beyond, and to let off from Tacoma or beyond.
 - Y Train will stop for paying passengers.
- Note A—Shoshone is gateway to Sun Valley, Idaho. See Tables M and N, page 23.

Portland-Spokane

Read Down		(via UMATILLA)		Read Up	
The Spokane 12 Daily	Mls.	Table No. 11 (Pacific Time)		The Spokane 11 Daily	
9.30	0 Lv	Portland 6, 74	Ore.	Ar	7.20
D.	16	Troutdale	"	Lv	E.
D.	22	Rooster Rock	"	E.	E.
D.	26	Bridal Veil	"	E.	E.
D.	30	Multnomah Falls	"	E.	E.
D.	31	Oneonta	"	E.	E.
D.	39	Bonneville	"	E.	E.
D.	43	Cascade Locks	"	E.	E.
D.	50	Wiyeth	"	E.	E.
10.55	63	Hood River	"	E.	5.24
D.	69	Mosier	"	E.	E.
11.30	84 Ar	The Dalles	"	Lv	4.50
11.35	84 Lv	The Dalles	"	Ar	4.40
D.	96	Cello	"	Lv	E.
D.	104	Biggs	"	E.	E.
D.	107	Grant	"	E.	E.
D.	109	Rufus	"	E.	E.
D.	130	Blalock	"	E.	E.
12.48	138	Arlington	"	E.	3.10
D.	148	Heppner Jct.	"	E.	E.
D.	164	Boardman	"	E.	E.
1.55	183 Ar	Umatilla	"	Lv	1.55
2.10	183 Lv	Umatilla	"	Ar	1.20
2.50	211 Ar	Wallula	Wash.	Lv	12.37
3.10	211 Lv	Wallula	"	Ar	12.19
D.	213	Attalla	"	Lv	K.
D.	220	Humorist	"	K.	K.
D.	226	Ash	"	K.	K.
D.	233	Page	"	K.	K.
D.	250	Scott	"	K.	K.
D.	257	Ruxby	"	K.	K.
4.25	264	Ayer	"	K.	11.11
D.	268	Chew	"	"	"
D.	285	Hooper Jct.	"	"	"
D.	293	Ankeny	"	"	"
5.38	307	Manero	"	"	10.15
6.32	351	Cheney	"	"	9.26
7.00	368 Ar	Spokane 6, 74	Wash.	Lv	9.00

For through service from Spokane, Seattle, Tacoma and Portland to San Francisco and Los Angeles, see Page 27.

Salt Lake City-Portland-Seattle

Read Down		(via POCATELLO)		Read Up	
29-25 Daily	33-17 Daily	Table No. 12 (Mountain Time)		18-34 Daily	26-32 Daily
8.00	11.00 Lv	Salt Lake City 6, 20	Utah	Ar	11.30
9.35	12.35	Ogden	"	Ar	10.15
10.10	1.15	Brigham	"	Lv	9.35
11.05	2.15	Cache Junction	"	"	8.50
12.40	4.00	McCammon	Ida.	"	7.20
1.15	4.35 Ar	Pocatello	"	Lv	6.45
2.20	10.30 Lv	Pocatello	"	Ar	6.15
2.59	11.03	American Falls	"	Ar	5.40
3.50	11.50	Minidoka	"	"	4.58
5.00	12.50	Shoshone See Note A	"	"	3.50
5.19	1.09	Gooding	"	"	3.24
6.35	1.26	Bliss	"	B.	5.55
6.25	2.10	Glenns Ferry	"	"	2.35
7.12	2.55	Mountain Home	"	"	1.45
8.30	4.05	Boise	"	"	12.40
9.10	4.40	Nampa	"	"	12.05
9.25	4.55	Caldwell	"	"	11.45
9.47	5.15	Parma	"	B.	f 1.47
9.59	5.26	Nyssa	Ore.	"	11.15
10.18	5.45	Ontario	"	"	11.02
10.28	5.55	Payette	Ida.	"	10.50
10.55	6.15	Weiser	"	"	10.25
11.35	7.00 Ar	Huntington (M.T.)	Ore.	Lv	9.50
10.45	6.10 Lv	Huntington (P.T.)	"	Ar	8.40
12.12	7.35	Baker	"	Lv	7.15
12.26	B.	Haines	"	B.	8.34
12.39	B.	North Powder	"	B.	8.17
1.45	9.15	La Grande	"	"	5.50
4.15	11.35 Ar	Pendleton	"	Lv	3.20
6.35	7.00 Ar	Walla Walla	Wash.	Lv	2.35
12.15	7.00 Ar	Spokane	"	Lv	9.00
4.25	12.10 Lv	Pendleton	Ore.	Ar	3.01
6.15	2.38	Arlington	"	Lv	1.12
7.38	4.30	The Dalles	"	"	12.01
8.12	5.04	Hood River	"	"	11.19
f 8.51	B.	Bonneville	"	B.	f11.37
10.30	7.00 Ar	Portland	"	Lv	9.40
11.00	8.30 Lv	Portland	"	Ar	9.10
4.50	1.00 Ar	Tacoma	Wash.	Lv	5.20
6.45	2.20 Ar	Seattle	Wash.	Lv	4.10



Footnotes for Page 41

Note A: Shoshone is the gateway to Sun Valley, Idaho. See Tables M and N, page 23.

B Conditional stop; see table 6.

D Stops to take paying passengers for north of Umatilla.

E Stops to let off paying passengers from north of Umatilla.

H Stops to let off paying passengers from points west of Ayer.

K Stops to let off paying passengers from points east of Ayer.

M Train will stop for paying passengers.

Motor bus operated over public highway. See General Information, page 57 for optional rail-motor bus ticketing arrangement.

Figures opposite junction points refer to numbers of time tables showing diverging trains.

Time from 12.01 midnight to 12.00 noon shown in light face type; time from 12.01 noon to 12.00 midnight shown in heavy face type.

INDEPENDENT, UNESCORTED, ALL-EXPENSE TOURS

TO

ZION, BRYCE CANYON and YELLOWSTONE NATIONAL PARKS

also to COLORADO

Union Pacific-North Western's Department of Tours announce that the escorted tours featured in an earlier issue of this folder have been cancelled. In place of them the Department of Tours is featuring independent, unescorted, all-expense tours for the summer season to Zion, Bryce Canyon and Yellowstone National Parks, and to Colorado. Regular equipment on regular trains will be used and passengers may go any day that accommodations are available. This change becomes essential in the all-out effort to cooperate in the War Program.

You, of course, are as eager as we are to do what

you can for Uncle Sam. The following suggestions, if followed, will help materially, whether you travel for business or to a vacation destination:

- 1 Travel in the middle of the week if such an arrangement can be made, thereby helping to relieve any possible week-end congestion.
- 2 Make your travel plans (and your tour reservations) as early as you possibly can.
- 3 If a change in your plans is necessary, cancel your reservations promptly. The space you have reserved will then be available to others.
- 4 Travel with a minimum of baggage.

For detailed information regarding this summer's Western Tours write

John C. Pollock, Manager

UNION PACIFIC-NORTH WESTERN DEPARTMENT OF TOURS

148 S. Clark Street, Chicago, Ill.

Between St. Louis, Kansas City and Denver—Continued

WESTBOUND—Read Down					M I L E S	Table No. 17 (Continued) The Overland Route (Mountain Time)	EASTBOUND—Read Up						
Motor Bus 207	Motor Bus 207	Mixed 355 Daily	Pony Express 37 Daily	Pacific Limited 23 Daily			Elevation	Pacific Limited 24 Daily	Pony Express 38 Daily	Mixed 370 Daily	Motor Bus 206		
* 1.40		11.38	11.03	463	Ly	Cheyenne Wells Colo.	Ar	4280		7.33	1.15		12.25
f . . .		f 11.52	f 11.17	474	"	" First View { <i>Rocky Mountains</i> }	Lv	4577			f 12.50		f . . .
2.18		12.25	11.45	482	"	" Arena { <i>directly west</i> }	"	4226					f . . .
2.27				488	"	" Kit Carson	"	4286	f	7.04	12.25		11.47
2.36		f 12.43	f 12.02	494	"	" Sorrento	"	4385					11.38
f . . .		f 12.54	f 12.11	500	"	" Wild Horse	"	4459			f 11.58		11.29
f . . .		f 1.09	f 12.23	508	"	" Aroya	"	4557			f 11.47		f . . .
3.28		1.40	12.52	518	"	" Boyer	"	4734			f 11.32		f . . .
f . . .				527	"	" Clifford	"	4873			f 11.22		f . . .
4.03		2.15	1.17	536	"	" Hugo	"	5034	10.40	6.15	11.10		10.37
2.00		f 2.23		548	"	" Lake	"	5292			10.25		10.12
f . . .		f 2.32		551	"	" Limon	"	5355	10.18	5.50	f 9.50		f . . .
4.36		f 2.37		557	"	" River Bend	"	5493			f 9.40		f . . .
4.54		f 2.45	f 1.48	563	"	" Cedar Point (Pikes Peak, west)	"	5712					f . . .
5.15		f 3.05	f 2.10	567	"	" Bulk	"	5602			f 9.22		9.30
5.21		f 3.24	2.24	572	"	" Arate (Protected Antelope Range)	"	5457			f 9.03		f . . .
5.32		f 3.35	2.30	584	"	" Deer Trail	"	5185					f . . .
f . . .		f 3.47	2.38	590	"	" Paoria	"	5190					f . . .
5.48		f 4.02	2.48	597	"	" Byers	"	5202			f 8.31		8.52
f . . .				603	"	" Strasburg	"	5381			f 8.19		8.44
				609	"	" Bennett	"	5381			f 8.00		8.33
				614	"	" Manila	"	5540					f . . .
				618	"	" Watkins	"	5523			f 7.37		8.17
				631	"	" Sable { <i>Rocky Mountains</i> }	"	5334					f . . .
6.25		5.00	3.20	640	Ar	Denver 5 { <i>16 miles west.</i> }	Lv	5188	8.45	4.15	6.45		7.45

Footnotes for pages 42 and 43

NOTE ☐—See tables 6 and 8 for detail schedules to Pacific Northwest.

NOTE ♦—See table 4 for detail schedules to San Francisco.

NOTE ⊕—See table 3 for detail schedules to Los Angeles.

⊙ Streamliner, extra fare; see page 6.

■ Motor Bus. See page 57 for optional rail-bus ticketing arrangement.

* Daily. † Daily except Sunday. ‡ Meals.

■ Mixed passenger. (f) Stops on signal.

Ⓜ No rail or bus tickets honored whose origin and destination is between Ogden and Salt Lake City or points intermediate.

■ Stops to let off paying passengers from Kansas City, Lawrence and Topeka; also to take paying passengers for Denver and west.

Ⓜ Stops at Victoria to let off paying passengers from west of Ellis; stops at Wilson to let off from Ellis and west; stops at both Victoria and Wilson to take for Salina and regular stops east.

Ⓜ Stops to let off paying passengers from Kansas City and to take on for Denver and west.

Ⓜ Stops to take on paying passengers for east of Salina; also to let off paying passengers from Denver and west.

Ⓜ Stops to let off paying passengers from Denver and west; also to take for Kansas City.

Ⓜ Conditional stop; see table 1.

Ⓜ Stops to let off paying passengers from Laramie or west.

Ⓜ Stops to let off paying passengers from Cheyenne and beyond.

① Flag stops on No. 30 are for paying passengers only.

② No rail or bus tickets honored whose origin and destination is between Denver and Greeley or points intermediate.

③ Stops to let off paying passengers from Lynndyl and beyond and to take for Cheyenne and beyond.

④ Stops to take on paying passengers for north and west of Pocatello, and to let off from west of Salt Lake City.

⑤ Stops to let off paying passengers from Cheyenne and east, and to take for points west of Salt Lake City at which train is scheduled to stop.

Between Denver, Cheyenne and Salt Lake City

WESTBOUND—Read Down					M I L E S	Table No. 18 (Continued) The Overland Route (Mountain Time)	EASTBOUND—Read Up									
Motor Bus 01	Motor Bus 05	63 67-32 Daily	Pony Express 37 Daily	Pacific Limited 23 Daily			Elevation	Pacific Limited 24 Daily	Pony Express 38 Daily	Mixed 64 Daily	4 Daily	334 Mixed Daily	Motor Bus 08			
⑥ 6.00	⑦ 7.45	7.30	5.15	4.45	8.30	0	Lv	Denver 17, 42, 43 Colo.	Ar	5188	6.30	10.30	11.55	11.55	6.25	⑦ 7.40
6.26	8.11		f 5.36			14	"	" Henderson	Lv	5036	f 5.45			f 11.15	Via	7.14
6.38	8.21	8.01	5.45			19	"	" Brighton 5	"	4979				11.10	Dent	7.04
6.48	8.33	8.10	5.54			26	"	" Lupton	"	4906				11.00	See	6.52
7.03	8.48	8.22	6.04			35	"	" Platteville	"	4817				f 10.47	table	6.37
7.11	8.56	8.29	f 6.10			40	"	" Gilcrest	"	4752				f 10.39	43	6.29
7.22	9.07	8.39	f 6.19	5.38	9.32	46	"	" La Salle 5, 43	"	4681	5.05	9.10	10.25	10.30	4.15	6.18
7.25	9.10		f 6.22			48	"	" Evans	"	4649		X		f 10.21	Y	6.15
⑦ 7.31	⑧ 9.16	8.52	f 6.31	5.52	9.45	52	"	" Greeley 44, 45	"	4648	4.50	8.52	10.11	10.15	4.03	6.09
7.41	9.26	9.03	f 6.36			56	"	" Lucerne	"	4747		X		f 10.02	Y	5.59
7.46	9.31	9.03	f 6.42			59	"	" Eaton	"	4831	f 4.31	X		9.57	3.42	5.54
7.53	9.38	9.10	f 6.49			63	"	" Ault	"	4935	f 4.24	X		9.50	3.36	5.47
8.00	9.45	f 9.18	f 6.54			67	"	" Pierce	"	5032		X		f 9.44	Y	5.40
8.08	9.53		f 7.00			72	"	" Nunn	"	5185		X		f 9.38	Y	5.32
		9.47	f 7.19			86	"	" Carr	"	5702		X		f 9.17	Y	
			f 7.36			87	"	" Speer	Wyo.	6361		X		f 8.57	Y	
8.55	10.40	10.45	7.15	11.00	10.06	98	Ar	Cheyenne 1, 2 { <i>Capital of Wyo</i> }	Lv	6060	3.15	7.35	8.45	2.30	4.45	
9.00	11.00	10.50	7.50	11.59	106	106	Lv	Cheyenne { <i>Pt. Warren</i> }	Ar	6060	2.25	6.40			10.25	
					115		"	" Borie	Lv	6562						
10.25	12.25	12.20	9.15	1.30	162	Ar	Laramie	Lv	7151	12.55	5.05				9.01	
10.35	12.25	12.30	9.25	1.40	162	Lv	Laramie (Snowy Range to west)	Ar	7151	12.45	4.55				8.56	
11.32	1.22	1.20	w . . .		209	"	" Rock River (Oil fields 12 mi. sou)	Lv	6910	f 11.45					7.59	
12.01	1.51	1.45	w . . .		212	"	" Medicine Bow	Lv	6564	f 11.15					7.30	
12.31	2.21	2.20	w . . .		239	"	" Hanna (Coal Mines)	"	6775	10.40					7.00	
2.00	3.25	3.30	11.58	4.15	279	"	" Rawlins (State Penitentiary)	"	6747	9.30	2.35				6.00	
5.00	6.40	6.05	2.20	6.28	398	"	" Rock Springs (Coal Mines)	"	6263	6.20	12.06				2.45	
5.25	7.05	6.30	2.45	6.50	413	Ar	Green River (Picturesque Cliffs)	Lv	6083	5.50	11.45				2.09	
5.25	7.45	6.45	3.05	7.10	413	Lv	Green River	Ar	6083	5.30	11.30				2.09	
8.25	9.45	9.20	5.35	9.42	513	Lv	Evanston	Lv	6745	3.12	9.32				11.40	
10.35	11.55	11.35	7.30	11.45	589	Ar	Ogden	Utah	4298	1.00	7.40				9.15	
G1050	G1210	1.45	8.00	12.15	589	Lv	Ogden	Ar	4298	11.40	7.20				G8.55	
G1159	G1.20	2.45	8.55	1.05	625	Ar	Salt Lake City	Utah	4251	10.30	6.25				G7.45	

Distance between Denver and Salt Lake City via Borie is 613 miles; via Cheyenne is 625 miles.

Between Ogden and Salt Lake City

			34	103	32	7	37	30	23	MI	Table No. 19 (Mountain Time)	31	104	24	38	8	29	33		
			*10.35	6.36	* 1.45	*8.20	*8.00	* 6.36	*12.15	0	Lv	Ogden 1, 2, 20 Utah	Ar	* 9.05	10.00	*11.40	*7.20	*7.45		
			f 10.47		f 1.57	①	①	f 6.47	①	6	"	" Roy	Lv	f 8.46		f 11.23	①	①	①	11.46
			f 10.52		f 2.02	①	①	f 6.53	①	10	"	" Clearfield	"	f 8.40		f 11.18	①	①	①	11.40
			f 10.57		f 2.08	①	①	f 6.58	①	15	"	" Layton	"	f 8.34		f 11.08	①	①	①	11.34
			f 11.00		f 2.11	①	①	f 7.01	①	17	"	" Kaysville	"	f 8.30		f 11.04	①	①	①	11.30
			f 11.05		f 2.18	①	①	f 7.06	①	21	"	" Farmington	"	f 8.24		f 10.57	①	①	①	11.24
			f . . .		f . . .	①	①	f . . .	①	26	"	" Centerville	"	f . . .		f . . .	①	①	①	f . . .
			f 11.12		f 2.26	①	①	f 7.13	①	28	"	" Woods Cross	"	f 8.14		f 10.46	①	①	①	11.14
			f . . .		f 2.31	①	①	f 7.17	①	31	"	" No. Salt Lake	"	f 8.10		f 10.40	①	①	①	11.10
			*11.30	7.16	* 2.45	9.10	*8.55	* 7.30	* 1.05	36										

Between Salt Lake City, Ogden, Pocatello, West Yellowstone and Butte

WESTBOUND—Read Down							M I L E S	Table No. 20 The Overland Route	Eleva- tion	EASTBOUND—Read Up							
Motor Bus 89 Daily	Motor Bus 81 Daily	Yellowstone Special 33-35 Daily	No. 31-Motor 559 Daily	North-west Express 33 Daily	Idaho Express 31 Daily	Butte Special 29 Daily		For other trains between Salt Lake and Ogden see Table No. 19. (Mountain Time)		Salt Lake Special 30 Daily	Idaho Express 34 Daily	Utah Express 32 Daily	Motor 560-No. 34 Daily	Yellowstone Special 36-30 Daily	Motor Bus 84 Daily	Motor Bus 88 Daily	
12.15	8.30	11.00	8.00	11.00	8.00	8.00	0	Salt Lake City 1, 2, 6, 19, 50.	Utah	Ar 4251	7.30	11.30	2.45	11.30	7.30	10.15	6.25
1.25	9.40	12.05	9.05	12.05	9.05	9.05	36	Ogden 1, 2, 19, 50.	Ar	Lv 4298	6.35	10.35	1.45	10.35	6.35	9.05	5.15
1.35	9.50	12.35	9.30	12.35	9.25	9.35	0	Ogden (Ogden Canyon).	Ar	4298	6.20	10.15	1.35	6.15	8.50	5.00	
See Note B	See Note B	f 12.45	f 9.42	f 12.45	f 9.35	A.	5	Harrisville.	Lv	4289	f 5.55	f 1.20	f 6.00	f 5.55	See Note B	See Note B	
2.15	10.30	f 12.50	f 9.47	f 12.50	f 9.40	A.	9	Hot Springs (Mineral Springs).	"	4274	f 5.50	f 1.15	f 5.54	f 5.50	8.10	4.20	
		f 12.58	f 9.54	f 12.58	f 9.46	A.	14	Willard (Great Salt Lake to west).	"	4265	f 5.46	f 1.09	f 5.46	f 5.46			
		1.15	10.10	1.15	10.00	10.10	17	Perry.	"	"	f 5.40	f 1.05	f 5.41	f 5.40			
					10.06	A.	21	Brigham 50. { Wasatch Mts. to east }	"	4306	5.40	1.00	5.35	5.40			
					10.12	A.	25	Bakers.	"	"	f 9.26	f 12.52	f 6.00	f 5.26			
					10.26	A.	30	Honeyville.	"	4266	f 5.26	f 9.21	f 12.45	f 5.19			
					10.36	A.	36	Dewey (Bear River).	"	4324	f 5.19	f 9.14	f 12.38	f 5.14			
					10.31	A.	45	Collinston (Bear River Canyon).	"	4416	f 5.14	f 9.08	f 12.32	f 5.08			
					10.57	A.	46	Wheeler.	"	"	f 5.08	f 9.02	f 12.27	f 5.08			
					11.05	A.	49	Cache Junction 51.	"	4445	f 4.55	f 8.50	f 12.15	f 4.55			
					11.14	A.	51	Trenton.	"	4461	f 4.30	f 8.30	f 11.53	f 4.30			
					11.17	A.	57	Cornish.	"	4481	f 4.25	f 8.26	f 11.48	f 4.25			
					11.23	A.	62	Utida (Utah-Idaho boundary).	Idaho	4522	f 4.19	f 8.24	f 11.46	f 4.22			
					11.33	11.35	65	Dayton (Battle Creek Butte to east).	"	4605	f 4.10	f 8.21	f 11.43	f 4.19			
					11.38	A.	71	Clifton.	"	4746	f 4.03	f 8.14	f 11.33	f 4.10			
					11.44	A.	78	Coulam.	"	4747	f 3.58	f 8.07	f 11.25	f 4.03			
					11.48	A.	81	Oxford.	"	4748	f 3.53	f 8.03	f 11.21	f 3.58			
					11.52	A.	84	Swan Lake (Red Rock Pass).	"	4779	f 3.48	f 8.00	f 11.17	f 3.53			
					12.05	12.10	95	Zenda.	"	4779	f 3.40	f 7.56	f 11.13	f 3.48			
					12.12	A.	100	Downey (Oxford Peak to east).	"	4854	f 3.30	f 7.50	f 11.07	f 3.40			
					12.29	12.22	105	Virginia.	"	4795	f 3.22	f 7.36	f 11.00	f 3.22			
					12.30	12.25	111	Arimo.	"	4735	f 3.15	f 7.30	f 10.52	f 3.15			
					12.40	12.40	111	McCammon 6 (Columnar basalt).	"	4751	f 3.05	f 7.20	f 10.46	f 3.05			
					12.40	12.40	111	McCammon.	Ar	4751	3.00	7.15	10.30	3.00			
					1.10	1.15	134	Pocatello 6 (Portneuf River).	Lv	4463	2.30	6.45	10.00	2.30			
					2.00	2.00	134	Pocatello.	Ar	4463	2.00						
					2.19	1.40	146	Tyhee.	Lv	4459				1.40			
					f 2.19	f 1.33	146	Fort Hall. { Ft. Hall Indian Reservations-Bannocks and Shoshones }	"	4447	f 1.33			1.05			
					2.42	151	151	Gibson.	"	4466				1.05			
					2.56	164	164	Blackfoot 9, 56.	"	4500	1.20			12.51			
					3.02	164	164	Wapello.	"	4543				12.51			
					3.30	169	169	Firth (Snake River).	"	4543	f 1.00			12.35			
					3.30	176	176	Shelley (3 Buttes west, Caribou Pk. north).	"	4627	12.53			12.28			
					3.30	185	185	Idaho Falls 9, 48, 54, 57, 58.	Lv	4708	12.40			12.15			
						0	0	Idaho Falls.	Idaho	Ar 4708				12.10			
						37	37	St. Anthony 57, 58 (Snake River).	Lv	4971				10.55			
						51	51	Ashton 48, 54 (Grand Teton Nat Park).	"	6255				10.55			
						107	107	W. Yellowstone 48 (West Entrance to Yellowstone Park).	Mont.	Lv 6665				8.00			

When You Travel

Here are a few suggestions as to how you may cooperate with the railroads at this time when military movements are heavy.

- Start your trip in the middle of the week, if possible, to avoid the week end rush.
- Get complete information in advance.
- Make your reservations early to insure getting the accommodations you want; and buy your tickets immediately.
- Save time and money by buying round trip tickets.
- For comfort and convenience travel with as little luggage as possible.
- If your plans are changed, cancel your reservations at once so that others may use the space.

* Daily. † Meals. ‡ Daily except Sunday.
(f) Stops only on signal.

A Stops to let off paying passengers from points west of Salt Lake City; also to take on paying passengers for west and east of McCammon.

• Motor train.

• Yellowstone Special is operated only during Yellowstone season, June 20 to Sept. 12, and has through sleeping cars daily from and to Salt Lake City. See equipment on pages 24 and 25.

• Union Pacific Stages Motor Bus operating over public highway; see General Information, page 57, for optional rail-motor bus ticketing arrangement.
• Intermountain Transportation Co. operating over public highway; see General Information, page 57, for optional rail-motor bus ticketing arrangement.

Organ Recitals at Salt Lake City, Utah

During the war emergency the Mormon Tabernacle is closed to the public and to all public meetings. The Temple Grounds and Museum, however, are open daily to the public. An organ recital is given each day from 1:00 to 1:15 p.m. and carried by loud speaker to the Assembly Hall which seats about 2500 people. Also, visitors can listen to the Sunday morning Tabernacle Choir broadcast by loud speaker in the Assembly Hall.

These programs offer splendid cultural opportunities to visitors at Salt Lake City.

NOTE B No Utah Intrastate rail or bus tickets honored between Salt Lake City and Brigham, or points intermediate. See tables 5 and 51 for other restrictions.

Union Pacific Branch Lines

Valley—Valparaiso—Lincoln

		Table No. 22		
		Central Time		
Passenger service discontinued between Valley and Lincoln.	Mls.	Lv	Neb. Ar	Passenger service discontinued between Valley and Lincoln
	0	Valley 1, 2	Neb. Ar	
	12	Yutan	Ar	
	16	Mead	Ar	
	19	Wahoo	Ar	
	26	Weston	Ar	
	33	Touhy	Ar	
57	Lincoln 23	Ar		

Grand Island—Stromsburg—Lincoln

		Table No. 23		
		Central Time		
Mixed 76	Motor 548 Daily	Mls.	Motor 547 Daily	Mixed 75
		Lv	Neb. Ar	
		0	Grand Island 1, 2, 33, 35	7.30
		12	Chapman	7.10
		22	Central City	6.50
		24	Heber	6.42
		29	Hordville	6.33
		35	Polk	6.21
		41	Durant	6.10
		45	Stromsburg	6.03
		50	Osceola	5.51
		58	Shelby	5.36
		65	Rising City	5.23
		70	Foley	5.12
		75	David City	5.05
		80	Yanka	4.52
		84	Brainard	4.46
		91	Loma	4.36
		98	Valparaiso	4.15
		98	Valparaiso	4.05
		103	Agnew	3.58
		108	Raymond	3.50
		120	Lincoln 22	3.35

Omaha—Columbus—Albion

		Table No. 24		
		Central Time		
Mixed 81	Mls.	Lv	Neb. Ar	Mixed 82
		*10.35	Omaha	*5.35
		0	Columbus 1, 2, 25, 27	3.20
		9	Oconee 25, 27	3.00
		14	Monroe	2.50
		21	Genoa 25	2.35
		28	Woodville	2.05
		32	St. Edward	1.55
		37	Boone	1.42
		43	Albion	1.30

Omaha—Columbus—Spalding

		Table No. 25		
		Central Time		
Mixed 521	Mixed 79	Mls.	Motor 522	Mixed 80
		Lv	Neb. Ar	
		*10.35	Omaha	*8.25
		*12.35	Columbus 1, 2, 24, 27	*5.40
		9	Oconee 24, 27	5.21
		14	Monroe	5.13
		21	Genoa 24	4.50
		26	Kent	4.41
		30	Merchiston	4.34
		34	Fullerton	4.25
		44	Bellgrade	4.04
		51	Cedar Rapids	3.48
		57	Primrose	3.30
		65	Spalding	3.15

Omaha—Columbus—Norfolk

				Table No. 27		
				Central Time		
Motor Bus	Mixed 77	Mixed 321	Mls.	Mixed 312	Mixed 78	Motor Bus
			Lv	Neb. Ar		
			*1035	Omaha	*1.25	*5.35
			*1035	Columbus	10.30	*9.05
			0	Oconee	11.05	2.10
			15	Platte Center	1.55	8.50
			20	Tarnov	1.42	8.35
			26	Humphrey	1.23	8.25
			29	Peck	1.05	
			35	Madison	9.00	12.50
			41	Enola	8.50	12.20
			45	Warnerville	8.43	12.05
			50	Norfolk	8.30	11.50

Omaha—Grand Island—Ord

				Table No. 28		
				Central Time		
Mixed 83	Mls.	Lv	Neb. Ar	Mixed 84		
		*10.35	Omaha	*1.25		
		5.30	Grand Island 1,2,23,33,35	*6.30		
		5.48	St. Libory	6.02		
		6.15	St. Paul 29	5.40		
		6.40	Elba	5.07		
		6.58	Cotesfield	4.50		
		7.22	Scotia	4.23		
		7.50	North Loup	4.07		
		54	Olean			
		61	Ord	*3.40		

Omaha—Grand Island—Loup City—Pleasanton

				Table No. 29		
				Central Time		
Mixed 83-287	Mls.	Lv	Neb. Ar	Mixed 288-84		
		*10.35	Omaha	*1.25		
		5.30	Grand Island 1,2,23,28,35	6.30		
		6.20	St. Paul 28	5.20		
		6.40	Dannebrog	4.55		
		36	Kenyon			
		41	Boelus	4.32		
		0	Boelus	2.20		
		22	Nantasket	1.49		
		30	So. Ravenna	1.42		
		16	Poole	1.35		
		22	Pleasanton	1.20		
		41	Boelus	9.15	4.32	
		10	Rockville	9.00	4.08	
		12	Austin	8.45		
		55	Loup City	8.30	4.40	

Omaha—North Platte—So. Torrington

				Table No. 30		
				Central Time		
Mixed 55-57	Mixed 97	Mixed 53	Mls.	Mixed 54	Mixed 98	Mixed 58-56
			Lv	Neb. Ar		
			*10.35	Omaha (C.T.)	*1.25	*1.25
			*6.50	North Platte (M.T.) 1, 2, 5	7.05	6.50
			7.30	O'Fallons 1, 2	6.30	6.20
			7.56	Sarben	5.56	5.30
			8.35	Keystone	5.24	4.55
			8.50	Martin	5.13	4.30
			9.05	Lemoynne	5.03	4.15
			9.20	Belmar	4.53	4.05
			10.00	Lewellen	4.32	3.40
			10.08	Lutherville	4.23	3.20
			10.50	Oshkosh	4.08	3.05
			11.35	Lisco	3.39	2.25
			11.44	Kuhn	3.29	2.05
			12.20	Broadwater	3.13	1.50
			9.35	Northport	2.47	1.15
			9.57	South Bayard	2.24	12.50
			10.10	McGrew	2.14	12.35
			10.22	Melbeta	2.04	12.20
			10.50	Gering	1.50	*12.01
			10.59	Haig	1.22	
			11.05	South Mitchell	1.13	
			11.16	South Morrill	12.58	
			11.25	Lyman	12.45	
			11.36	Huntley	12.26	
			11.55	Yoder	12.10	9.45
			12.05	Yoder		9.30
			12.18	Veteran		9.18
			12.35	Cottler		9.00
			201	South Torrington		*8.50
			182	Yoder		9.30
			191	Creighton		9.05
			192	Hawk Springs		9.00
			195	Duroc		8.46
			201	Wycross		8.34
			204	Lagrange		8.26
			211	Tremain		8.12
			215	Irwin		8.02
			223	Albin		7.45
			230	Lindbergh		7.25
			244	Egbert		6.55
			276	Cheyenne		*6.00
			382	Denver		

Footnotes for Page 45

* Daily, † Daily except Sunday, (f) Stop only on signal. CT Central Time. MT Mountain Time
 E Tuesdays, Thursdays and Saturdays only. H Mondays, Wednesdays and Fridays only.
 @ On days live stock is to be carried, train 82 runs about one hour later than schedule shown.
 ■ Motor Bus. See page 57 for optional rail-bus ticketing arrangement. ¶ Meals.

Union Pacific Branch Lines

Omaha — Kearney — Stapleton

Mixed 95	Motor 519	Motor 517	Mls.	Table No. Central Time 32	Motor 518	Mixed 96	Motor 520
*10.35	* 9.15	*10.35	...	Lv Omaha	Neb. Ar	* 5.45	* 1.25
† 4.50	‡ 4.05	§ 6.45	0	Kearney 1, 2	Ar	† 9.20	§ 1.30
† 5.02	‡ 4.15	§ 6.55	6	Glenwood Park	Ar	† 9.32	§ 1.13
5.09	4.22	7.02	10	Riverdale	Ar	12.05	8.20
5.30	4.33	7.13	17	Amberst.	Ar	11.53	8.00
f 5.42	f 4.43	f 7.23	23	Watertown	Ar	f 11.42	f 7.41
5.56	4.50	7.30	26	Miller	Ar	11.35	7.33
6.10	5.02	7.42	33	Sumner	Ar	11.23	7.15
6.32	5.14	7.54	40	Eddyville	Ar	11.10	6.59
f 6.42	f 5.22	f 8.03	46	Lomax	Ar	f 10.58	f 6.40
7.03	5.34	8.15	52	Oconto	Ar	10.49	6.28
f 7.17	f 5.47	f 8.31	59	Lodi	Ar	f 10.33	f 6.14
8.20	6.00	8.42	66	Callaway	Ar	10.22	6.00
8.40	6.12	8.53	73	Milldale	Ar	10.06	5.06
f 8.45	f 6.17	f 8.57	76	Finchville	Ar	f 10.01	f 5.00
9.49	6.30	9.09	83	Arnold	Ar	9.49	4.45
10.10	f 6.45	9.20	91	Logan	Ar	9.37	4.26
f 10.30	f 6.55	f 9.27	95	Hoagland	Ar	f 9.30	f 4.18
f 10.50	f 7.04	9.34	99	Gandy	Ar	9.20	4.08
† 11.30	‡ 7.15	§ 9.45	102	Ar Stapleton	Neb. Lv	† 9.15	† 4.00

Kansas City—Topeka—Marysville—Grand Island

Mixed 187	Motor 537 Daily	Mls.	Table No. Central Time 33	Motor 538-370 Daily	Mixed 188
9.00	0	Lv	Kansas City 17	Mo. Ar	9.30
9.08	2	Lv	Kansas City	Kan. Lv	9.15
f 9.33	14	Ar	Edwardsville	Ar	f 8.55
9.40	18	Ar	Bonner Springs	Ar	8.48
9.58	28	Ar	Linwood	Ar	8.28
10.18	40	Ar	Lawrence 17, 36	Ar	8.10
10.38	52	Ar	Perry	Ar	f 7.42
f 10.50	61	Ar	Grantville	Ar	f 7.25
11.00	68	Ar	Topeka 17	Ar	7.15
H4.00	† 11.30	68	Topeka	Ar	† 6.30
4.20	11.42	73	Menoken	Lv	6.12
f 4.35	f 11.54	81	Grove	Ar	f 5.57
4.50	12.06	89	Delia	Ar	5.45
5.10	12.17	95	Emmett	Ar	5.35
f 5.20	f 12.27	101	Aikens	Ar	f 5.26
6.00	12.43	110	Onaga	Ar	5.12
f 6.15	f 12.51	114	Duluth	Ar	f 4.59
6.35	1.06	122	Lillis	Ar	4.46
f 6.45	f 1.12	127	Sullivan	Ar	f 4.37
7.15	1.20	132	Frankfort	Ar	4.31
f 7.30	1.30	137	Winifred	Ar	4.21
H8.00	▲ 2.00	148	Ar Marysville 34, 35	Lv	▲ 4.00
† 12.01	...	186	Ar Beatrice 34	Neb. Lv	† 12.01
2.00	148	Lv	Marysville	Kan. Ar	10.35
3.21	188	Ar	Fairbury	Neb. Lv	8.50
5.50	262	Ar	Hastings	Ar	6.35
▲ 6.55	287	Ar	Grand Island 1, 2, 23, 28, 35	Lv	▲ 5.45

Manhattan—Marysville—Beatrice

Local Freight #173	Mls.	Table No. Central Time 34	Local Freight #174
† 5.30	0	Lv Manhattan 17	† 5.00
5.55	11	Stockdale	4.15
6.15	17	Garrison	4.00
6.40	22	Randolph	3.40
7.00	29	Cleburne	3.20
7.35	38	Irving	2.55
8.30	43	Blue Rapids	2.35
f 8.45	49	Schroyer	f 2.15
9.00	55	Ar Marysville 33, 35	2.00
10.00	55	Lv Marysville	1.15
10.15	61	Hull	1.05
10.31	63	Marietta	1.00
10.43	65	Oketo	12.55
11.00	71	Barneston	12.40
11.30	79	Blue Springs	12.25
11.45	84	Holmesville	12.15
† 12.01	93	Ar Beatrice 33	† 12.01

St. Joseph — Marysville — Grand Island

Motor 543 Daily	Mls.	Table No. Central Time 35	Motor 544 Daily
8.45	0	Lv St. Joseph	Mo. Ar 3.00
8.50	1	Elwood	Kan. Lv 2.48
9.00	5	Wathena	2.38
9.10	9	Blair	2.28
9.20	14	Troy	2.15
9.29	19	Moray	2.05
f 9.35	22	Stout	f 1.53
9.41	25	Severence	1.49
9.50	29	Leona	1.42
10.00	34	Robinson	1.34
10.30	43	Hiawatha	1.19
10.45	50	Hamlin	1.01
10.55	54	Morrill	12.55
11.20	61	Sabetha	12.45
f 11.28	64	Price	f 12.37
11.40	69	Oneida	12.28
11.55	77	Seneca	12.15
12.05	84	Baileysville	12.05
12.20	89	Axtell	11.45
f 12.35	94	Summit	f 11.34
12.45	99	Beattie	11.22
12.59	105	Home	11.10
f 1.10	109	Carden	f 11.00
1.40	113	Ar Marysville 33, 34	Lv 10.50
2.00	113	Lv Marysville	Ar 10.35
2.14	118	Herkimer	Lv 10.05
2.24	123	Bremen	9.54
2.40	128	Hanover	9.42
f 2.48	133	Spence	f 9.31
2.55	137	Hollenberg	9.23
3.02	142	Steele City	Neb. 9.13
3.12	147	Endicott	9.02
3.21	153	Fairbury	8.50
3.39	161	Powell	8.26
3.50	167	Alexandria	8.16
4.03	177	Belvidere	8.02
4.18	184	Carleton	7.50
4.32	191	Davenport	7.38
f 4.42	196	Sedan	f 7.29
4.55	201	Edgar	7.20
5.09	209	Fairfield	7.04
f 5.17	214	Anan	f 6.56
5.25	218	Glenvil	6.50
f 5.32	222	Level	f 6.45
5.50	227	Hastings 33	6.35
6.09	235	Hansen	f 6.08
6.22	240	Doniphan	f 6.01
f 6.28	243	Haspur	f 5.57
f 6.34	245	River	f 5.54
6.55	252	Ar Grand Island 1, 2, 23, 28, 33	Lv 5.45

Lawrence — Leavenworth

Local Fht. #172	Mls.	Table No. Central Time 36	Local Fht. #171
† 7.00	0	Lv Lawrence 17, 33	† 12.30
f 7.10	5	Six Corners	12.15
f 7.17	9	Reno	12.07
7.40	13	Tonganoxie	11.55
f 7.46	15	Moore	11.42
f 7.50	17	Big Stranger	11.37
f 7.56	20	Hoge	11.30
f 8.06	24	Fairmount	11.22
8.20	29	Lansing	11.12
f 8.25	30	Cochrane	f 11.08
† 8.45	34	Ar Leavenworth	† 11.00

Footnotes for Page 46

- * Daily. § Sunday only. ▲ Motor train. † Daily except Saturday and Sunday.
- † Daily except Sunday. ‡ Daily except Saturday.
- ‡ Daily except Saturday. ¶ Local freight; caboose for passengers.
- (f) Stop only on signal. ¶ Meals.
- ¶ Mondays, Wednesdays and Fridays only. ¶ Time from 12:01 midnight to 12:00 noon shown in light face type; time from 12:01 noon to 12:00 midnight shown in heavy face type.
- ¶ Tuesdays, Thursdays and Saturdays only.

Extra Luggage — up to 150 Pounds — Can Be Checked Free, Out of Your Way, in the Baggage Car

Union Pacific Branch Lines

Kansas City — Junction City — Concordia

Local Fht • 175	Motor 507	Mls.	Table No. (Central Time) 38	Motor 506	Local Fht • 176
* 8.00	* 5.15	...	Lv Kansas City Mo. Ar	*12.30
† 1.35	9.15	0	“ Junction City 17 Kan. Ar	8.20	† 7.00
f 1.55	9.32	8	“ Alida “ “	7.55	f 6.35
2.15	9.42	14	“ Milford “ “	7.45	f 6.20
2.35	9.53	19	“ Wakefield “ “	7.33	f 6.05
f 2.57	†10.10	28	“ Broughton “ “	7.15	f 5.42
3.45	10.25	33	“ Clay Center “ “	7.05	5.30
4.02	10.41	41	“ Idana “ “	6.50	4.45
f 4.11	†10.50	46	“ Browndale “ “	f 6.40	† 4.30
5.00	11.03	52	“ Miltonvale “ “	6.30	4.15
† 6.00	*11.45	73	Ar Concordia “ “	* 5.50	† 3.30

Kansas City — Salina — Solomon — Beloit

Local Fht • 166	Motor 532	Mls.	Table No. (Central Time) 39	Motor 531	Local Fht • 165
* 8.00	* 9.00	...	Lv Kansas City Mo. Ar	* 9.30	* 9.30
† 1.22	† 4.15	0	“ Salina 17, 40, 41 Kan. “	†11.45	† 2.30
f 4.30	6	6	“ New Cambria 17 “ “	†11.33
† 2.30	† 4.55	14	“ Solomon 17 “ “	†11.00	† 1.20
2.45	5.07	21	“ Niles “ “	10.43	1.00
f 2.55	f 5.13	23	“ Verdi “ “	†10.35	†12.50
3.15	5.25	29	“ Bennington “ “	10.26	12.35
f 3.30	f 5.37	35	“ Lindsey “ “	†10.14	†12.18
4.05	5.45	38	“ Minneapolis “ “	10.08	12.10
f 4.20	f 5.56	43	“ Summerville “ “	f 9.55	†11.50
4.50	6.08	49	“ Delphos “ “	9.45	11.35
5.20	6.23	56	“ Glasco “ “	9.30	11.15
5.50	6.35	61	“ Simpson “ “	9.19	10.55
6.15	6.42	64	“ Asherville “ “	9.13	10.48
† 7.00	† 7.00	72	Ar Beloit “ “	† 8.58	†10.30

Kansas City — Salina — McPherson

Local Fht • 181	Mls.	Table No. (Central Time) 40	Local Fht • 182
†11.55	...	Lv Kansas City Mo. Ar	† 9.30
† 7.40	0	“ Salina 17, 39, 41 Kan. Ar	† 2.00
f 8.20	8	“ Mentor “ “	1.25
8.35	12	“ Assaria “ “	1.10
f 8.45	16	“ Bridgeport “ “	†12.50
9.15	21	“ Lindsborg “ “	12.31
f 9.28	27	“ Johnstown “ “	†12.09
f 9.40	30	“ Hilton “ “	†11.45
†10.00	36	Ar McPherson “ “	†11.30

Kansas City — Salina — Plainville — Oakley

Motor 533	Motor 545	Local Fht 183- • 185	Mls.	Table No. (Central Time) 41	Mixed 534- • 184	•186- Motor 546	Local Fht • 190
* 9.00	* 8.00	...	Lv Kansas City Mo. Ar	*10.55	* 9.30	*12.30
* 4.30	† 4.00	0	“ Salina 17, 39, 46 Kan. Ar	† 5.00	†10.30	† 3.00
f 4.40	† 4.15	6	“ Shipton “ “	f 4.22	†10.08	f 2.07
4.50	4.35	12	“ Culver “ “	f 4.05	9.59	f 1.55
5.02	4.55	19	“ Tescott “ “	f 3.45	9.45	f 1.35
5.12	5.15	24	“ Beverly “ “	f 3.25	9.34	f 1.21
5.16	f 5.25	27	“ Shady Bend “ “	f 3.15	9.29	f 1.15
5.30	5.55	34	“ Lincoln Center “ “	f 2.30	9.14	†12.55
5.42	6.20	41	“ Vesper “ “	f 2.00	9.02	†12.40
5.55	6.40	47	“ Sylvan Grove “ “	f 1.01	8.50	†12.25
6.15	7.05	56	“ Lucas “ “	†12.25	8.33	†11.59
6.35	7.30	66	“ Luray “ “	†11.50	8.15	†11.35
6.46	8.03	72	“ Waldo “ “	†11.30	8.03	†11.20
7.02	8.30	79	“ Paradise “ “	†11.15	7.46	†11.00
7.20	8.55	87	“ Natoma “ “	†10.50	7.30	†10.40
7.38	9.15	95	“ Codell “ “	†10.20	7.14	†10.20
* 8.00	9.45	104	Ar Plainville “ “	†10.00	* 7.00	†10.00
*3.00	†10.00	104	Ar Plainville “ “	†11.10	†2.30	9.00
3.13	10.20	111	“ Zurich “ “	†10.55	1.40	f 8.00
3.27	10.40	118	“ Palco “ “	10.40	1.18	7.35
3.35	11.00	123	“ Damar “ “	10.25	1.00	f 7.15
3.46	11.28	129	“ Bogue “ “	10.10	12.40	f 6.45
4.02	12.10	138	“ Hill City “ “	9.52	12.10	f 6.15
4.16	12.25	145	“ Penokee “ “	9.40	11.50	f 5.55
4.28	12.40	150	“ Morland “ “	9.30	11.30	f 5.40
4.38	12.55	155	“ Studley “ “	9.20	11.00	f 5.20
5.10	1.45	170	“ Hoxie “ “	8.50	10.10	f 4.20
5.40	2.35	186	“ Menlo “ “	8.15	8.35	f 3.25
6.15	3.40	204	Ar Colby “ “	7.40	7.40	2.35
6.15	3.40	204	Lv Colby “ “	7.40	7.40	2.35
6.35	f 3.55	213	“ Mingo “ “	Ar 7.20	f 6.45	f 1.55
*7.00	†4.30	225	Ar Oakley 17 (Central Time) “ “	†7.00	†6.15	† 1.30

Denver — Boulder

Mls.	Table No. (Mountain Time) 42	Local Fht
0	Lv Denver Colo. Ar
14	Lv East Lake “ “
18	Ar Darlow “ “
22	Ar St. Vrain 43 “ “
22	Lv St. Vrain “ “
26	Ar Frederick “ “
22	Lv St. Vrain “ “
31	“ Parkdale Jct. “ “
34	“ Erie “ “
36	“ Tabor “ “
39	“ Liggett “ “
44	“ Valmont “ “
48	Ar Boulder “ “

No regular passenger service available. Passengers to and from Boulder and Denver may use C. & S. Ry.

Denver — La Salle — Ft. Collins

23-211 Daily	Table No. (Mountain Time) 43	212-334 Daily
8.30	0 Lv Denver Colo. Ar	6.25
14	“ East Lake “ “	f 5.41
18	“ Darlow “ “
22	“ St. Vrain 42 “ “	f 5.24
26	“ Frederick “ “	f 5.16
28	“ Firestone “ “	f 5.11
30	“ Harney “ “
35	“ Gowanda “ “
9.32	51 Ar La Salle 5, 18 “ “	4.30
9.55	Lv La Salle “ “	4.30
10.08	“ Dent “ “	4.15
10.13	44 “ Milliken “ “	f 4.10
10.20	50 “ Koenig “ “	f 3.59
10.25	52 “ Kelim “ “	f 3.55
10.31	56 “ Boyd Lake “ “	f 3.46
10.35	59 “ Redmond “ “	f 3.41
10.39	62 “ Harmony “ “	f 3.35
10.55	68 Ar Fort Collins “ “	3.25
D.	Lv Fort Collins “ “	D.
D.	Ar Estes Park “ “	D.

Denver — Greeley — Briggsdale

■Fht. 193	23- ■191	Mls.	Table No. (Mountain Time) 44	■194- 334	■Fht. 194
* 8.30	0	Lv Denver Colo. Ar	* 6.25
* 9.45	52	Ar Greeley “ “	* 4.03
k 9.45	b 9.45	0	Lv Greeley 18, 45 “ “	b12.45	k12.25
k10.05	10.05	6	Ar Cloverly 45 “ “	Lv 12.25	k12.05
See Table 45	10.18	10	“ Gill “ “	Lv 12.12	See Table 45
10.32	15	“ Barnesville “ “	11.58
10.44	19	“ Cornish “ “	11.46
10.58	23	“ Fosston “ “	11.32
b11.10	28	Ar Briggsdale “ “	b11.20

Denver — Greeley — Purcell

■Fht. 193	Mls.	Table No. (Mountain Time) 45	■Fht. 194
* 8.30	...	Lv Denver Colo. Ar	* 6.25
k 9.45	0	Lv Greeley 18, 44 “ “	k12.25
10.05	6	Ar Cloverly 44 “ “	Lv 12.05
10.25	11	“ Galeton “ “	11.45
10.40	15	“ Camfield “ “	11.30
10.50	17	“ Meyer “ “	11.20
k11.00	20	Ar Purcell “ “	Lv 11.10

Saratoga and Encampment Valley R. R. Co.

201 Mixed	Mls.	Table No. (Mountain Time) 46	202 Mixed
k11.15	0	Lv Walcott 1, 2 Wyo. Ar	k10.30
11.35	7	“ Meads “ “	10.10
11.55	12	“ Overland “ “	f 9.53
12.20	21	“ Fish Hatchery “ “	f 9.28
12.45	24	“ Saratoga “ “	f 9.16
f 1.00	28	“ Dahlstrom “ “	f 9.00
f 1.06	30	“ Davis “ “	f 8.52
f 1.12	32	“ Days “ “	f 8.46
f 1.40	40	“ Canyon “ “	f 8.17
k 2.00	44	Ar Encampment “ “	Lvk 8.00

* Daily. † Daily except Sunday. § Sunday only. ‡ Saturday only. (b) Monday, Wednesday and Friday only. (D) Service only during Park/summer travel season, June 1 to Sept. 20. (f) Stops only on signal. (k) Tuesday, Thursday and Saturday only. * Motor train. • Local freight; combination coach with limited space for passengers. □ Mixed Passenger train. || Meals. ■ Local freight; caboose for passengers.

Union Pacific Branch Lines

Salt Lake — Idaho Falls — W. Yellowstone

		■33-35 Daily	Mls.	Table No. 48 (Mountain Time)	■36-30 Daily		
		■11.00	0	Lv Salt Lake City Ut.	Ar	■7.30	
		12.35	36	Lv Ogden	Ar	6.20	
		4.35	170	Ar Pocatello Ida.	Lv	2.30	
		10.15	170	Lv Pocatello	Ar	1.40	
		11.30	221	Ar Idaho Falls Ida.	Lv	12.15	
		11.35	0	Lv Idaho Falls 20 Ida.	Ar	12.10	
			3	Lv Orvin	Ar		
		11.46	8	Lv Ucon	Ar	11.47	
		11.56	14	Lv Rigby	Ar	11.37	
		12.02	18	Lv Lorenzo	Ar	11.29	
		12.06	21	Lv Thornton	Ar	11.25	
		12.16	26	Lv Rexburg	Ar	11.17	
		12.21	30	Lv Sugar City	Ar	11.06	
		12.30	37	Lv St. Anthony	Ar	10.55	
		1.05	51	Ar Ashton 20, 54.	Lv	10.30	
		f 1.17	58	Lv Warm River	Ar	f 9.45	
		2.08	86	Lv Trude	Ar	8.50	
		2.20	91	Lv Big Springs	Ar	8.40	
		■3.00	107	Ar W. Yellowstone	Lv	■8.00	

(Western Entrance to Yellowstone National Park)

Ogden — Echo — Coalville — Park City

		Mixed 226	Mls.	Table No. 49 (Mountain Time)	Mixed 225		
		↑ 7.15	0	Lv Ogden	Ar	↑ 6.00	
		8.45	40	Ar Echo	Lv	3.40	
		9.15	40	Lv Echo	Ar	3.10	
		9.45	45	Lv Coalville	Ar	2.45	
		f 10.20	53	Lv Wanship	Ar	f 2.10	
		f 11.30	68	Ar Park City	Lv	f 1.00	

Ogden — Brigham — Malad

		Motor Bus	31-559 Daily	Mls.	Table No. 50 (Mountain Time)	560-34 Daily	Motor Bus		
		* 4.15	8.00	0	Lv Salt Lake	Ar	11.30	* 1.40	
		5.40	▲ 9.30	36	Lv Ogden 1, 2, 19, 20, 48, 54	Ar	▲ 6.15	12.20	
		See	f 9.42	41	Lv Harrisville	Ar	f 6.00	See	
		Note	f 9.47	45	Lv Hot Springs	Ar	f 5.54	Note	
		B	f 9.54	50	Lv Willard	Ar	f 5.48	B	
		6.20	10.15	0	Lv Brigham 20.	Ar	5.25	11.40	
		6.31	10.28	6	Lv Corinne	Ar	5.11	11.29	
			f 10.37	10	Lv Holmgren	Ar	f 5.04		
			f 10.40	12	Lv Evans	Ar	f 4.57		
			f 10.44	14	Lv Cropley	Ar	f 4.53		
			10.57	16	Lv Tremwood	Ar	f 4.49	11.02	
		6.55	11.03	20	Lv Garland	Ar	4.43	11.00	
		7.00	f 11.09	23	Lv Belmont	Ar	f 4.36		
			11.39	37	Lv Portage	Ar	4.10		
		* 7.55	▲ 12.15	52	Ar Malad	Lv	▲ 3.45	* 10.08	

Cache Junction — Logan — Preston

		Motor Bus	Motor Bus	Motor Bus	31-553 Daily	Mls.	Table No. 51 (Mountain Time)	554-32 Daily	Motor Bus	Motor Bus	Motor Bus		
		*12.01	*12.15	* 8.30	8.00	0	Lv Salt Lake	Ar	2.45	* 5.25	* 10.15	* 6.25	
		1.20	1.35	9.50	9.25	36	Lv Ogden	Ar	1.35	4.00	8.50	5.00	
		See	Note	A	▲ 12.35	0	Lv Cache Jct.	Ar	▲ 10.45	See	Note	A	
					12.49	9	Lv Mendon	Ar	10.20				
					12.58	14	Lv Wellsville	Ar	10.11				
					1.08	18	Lv Hyrum	Ar	10.05				
		3.10	3.20	11.55	1.25	24	Lv Logan	Ar	9.52	2.25	7.15	3.25	
		3.20	3.30	12.05	1.39	32	Lv Smithfield	Ar	9.35	2.00	6.30	3.00	
		3.30	3.40	12.15	1.51	37	Lv Richmond	Ar	9.24	1.50	6.20	2.50	
					f 1.58	41	Lv Webster	Ar	f 9.17				
		3.40	3.50	12.25	2.05	44	Lv Franklin	Ar	f 9.12	1.58	6.08	2.38	
		* 3.55	* 4.05	* 12.37	▲ 2.25	51	Ar Preston	Lv	▲ 9.00	* 1.25	* 5.55	* 2.25	

Montpelier — Paris

		Motor Mixed 395	Motor Mixed 393	Mls.	Table No. 52 (Mountain Time)	Motor Mixed 394	Motor Mixed		
		↑ 12.50	↑ 8.00	0	Lv Montpelier 6.	Ar	↑ 12.35	↑ 2.00	
		f 1.07	f 8.17	5	Lv Ovid	Ar	↑ 12.18	f 1.43	
		↑ 1.20	↑ 8.30	10	Ar Paris	Lv	↑ 12.05	↑ 1.30	

Salt Lake — Idaho Falls — Ashton — Victor

		■33-35 Daily	Mls.	Table No. 54 (Mountain Time)	566-36-30 Daily		
		■11.00	0	Lv Salt Lake City	Utah	Ar	■ 7.30
		12.35	36	Lv Ogden	Ar	6.20	
		4.35	170	Ar Pocatello	Ida.	Lv	2.30
		10.15	170	Lv Pocatello	Ar	1.40	
		11.30	221	Lv Idaho Falls	Ar	12.15	
		11.35	221	Lv Idaho Falls	Ar	12.10	
		12.30	258	Lv St. Anthony	Ar	10.55	
		1.05	272	Ar Ashton	Lv	10.30	
		1.10	0	Lv Ashton 20, 48.	Ar	10.00	
		1.15	2	Lv Marysville	Ar	9.46	
		f 1.23	6	Lv Grainville	Ar	f 9.39	
		1.30	9	Lv Drummond	Ar	f 9.34	
		f 1.38	13	Lv France	Ar	f 9.27	
		1.45	16	Lv Lamont	Ar	f 9.22	
		f 1.59	22	Lv Judkins	Ar	f 9.12	
		2.07	26	Lv Felt	Ar	f 9.05	
		2.17	30	Lv Tetonla	Ar	8.58	
		2.35	37	Lv Driggs	Ar	8.45	
		■ 3.00	46	Ar Victor	Ida.	Lv	■ 8.30

(Western Entrance to Grand Teton National Park)

Blackfoot — Aberdeen — Mackay

		Mixed 309	Mixed 321	Mls.	Table No. 56 (Mountain Time)	Mixed 322	Mixed 310		
		c 7.30	b 8.15	0	Lv Blackfoot 20.	Ida.	Ar	b 2.20	c 4.00
		f 7.45	f 8.30	5	Ar Moreland	Ar	Lv	f 1.55	f 3.39
		f 7.49	8.35	7	Lv Aberdeen Jct.	Ar	Lv	1.45	3.35
			f 8.48	11	Lv Rockford	Ar	Lv	f 1.30	
			9.13	17	Lv Pingree	Ar	Lv	12.55	
			9.50	27	Lv Sterling	Ar	Lv	12.25	
			b 10.25	35	Ar Aberdeen	Lv	Lv	b 1.150	
		f 7.49		7	Lv Aberdeen Jct.	Ar	Lv	f 3.35	
		f 8.20		20	Lv Taber	Ar	Lv	f 3.04	
		f 8.56		35	Lv Cerro Grande	Ar	Lv	f 2.27	
		9.53		59	Lv Arco	Ar	Lv	1.30	
		10.16		67	Lv Moore	Ar	Lv	12.58	
		10.34		73	Lv Darlington	Ar	Lv	12.40	
		10.48		77	Lv Leslie	Ar	Lv	12.25	
		c 11.15		85	Ar Mackay	Lv	Lv	c 12.01	

Idaho Falls — Orvin — St. Anthony

		Mixed 391	Mls.	Table No. 57 (Mountain Time)	Mixed 398		
		b 7.00	0	Lv Idaho Falls 20, 48, 58	Ida.	Ar	c 1.40
		7.15	3	Lv Orvin	Ar	Lv	f 1.25
		f 7.26	5	Lv Lincoln	Ar	Lv	f 1.15
		7.42	9	Lv Iona	Ar	Lv	12.55
		8.30	19	Lv Ririe	Ar	Lv	12.15
		f 8.43	24	Lv Byrne	Ar	Lv	f 11.43
		f 9.05	31	Lv Walker	Ar	Lv	f 11.20
		9.50	41	Lv Newdale	Ar	Lv	10.45
		b 10.15	49	Ar St. Anthony 48, 58	Lv	Lv	c 10.10

Idaho Falls — Ucon — St. Anthony

		Motor Bus	Motor Bus	Mixed 397	Mls.	Table No. 58 (Mountain Time)	Mixed 392	Motor Bus	Motor Bus		
		* 8.30	* 8.30	c 7.00	0	Lv Idaho Falls 20, 48, 57.	Ida.	Ar	b 1.40	* 8.50	* 10.25
		8.45	8.45	f 7.37	8	Lv Ucon	Ar	Lv	f 1.15	8.37	10.00
				f 7.49	12	Lv Grant	Ar	Lv	12.55		
				f 7.01	16	Lv Lewisville	Ar	Lv	12.40		
				8.26	18	Lv Menan	Ar	Lv	12.30		
				f 9.11	37	Lv Egin	Ar	Lv	f 11.26		
		9.57	* 10.05	c 9.45	46	Ar St. Anthony 48, 57	Lv	Lv	b 10.45	* 7.25	* 8.55

Note A—No Utah Intrastate rail or bus tickets honored between Salt Lake City and Utah-Idaho state line or points intermediate on bus routes operating via Logan.

Note B—No rail or bus tickets honored whose origin and destination is between Salt Lake City and Brigham or points intermediate.

■ Daily. † Daily except Sunday. ‡ Meals. (b) Tuesday, Thursday, Saturday. (c) Monday, Wednesday, Friday. (f) Stops only on signal. ▲ Motor train. □ Mixed Passenger Train.

■ Operated only during Yellowstone and Grand Teton Parks travel season, June 19 to Sept. 12.

■ Union Pacific Stages Motor Buses operating over public highway. See General Information, page 57, for optional rail-motor bus ticketing arrangement.

Union Pacific Branch Lines

Minidoka—Oakley—Twin Falls—Buhl—Wells

		Table No. 60		340-572		518		366-		
		Mountain Time		-30		-18-34		18-34		
29-571	33-17-365	29-571	Mis.	0	Lv	Utah	Ar	*7.30	*11.30	*11.30
* 8.00	*11.00	* 8.00	0	Lv	Utah	Ar	Ar	*11.00	6.15	6.15
2.20	10.30	2.40	170	0	Lv	Pocatello	Ar	9.00	4.25	4.10
6.30	11.55	4.20	0	0	Lv	Minidoka	Ar	8.42	4.03	3.53
f 6.42	f 12.07	f 4.32	8	0	Lv	Accequia	Ar	8.32	3.55	* 3.45
* 7.00	12.17	4.50	14	Ar	Rupert 61	Ar	8.20	3.45	3.45	
Runs to Bliss; see table No. 61	12.24	4.58	20	Ar	Heyburn	Ar	8.15	3.40	3.40	
	12.30	5.10	22	Ar	Burley 62, 63	Ar	8.15	3.40	3.40	
			44	Ar	Oakley 63	Ar				
	f 12.36	f 5.18	26	0	Lv	Starr's Ferry	Ar	f 8.05	f 3.29	see table No. 61
	f 12.46	f 5.30	34	0	Lv	Milner	Ar	f 7.55	f 3.20	see table No. 61
	1.10	5.50	50	0	Lv	Murtaugh	Ar	f 7.43	3.09	
	1.16	6.02	53	0	Lv	Hansen	Ar	f 7.29	2.55	
	1.30	6.20	59	Lv	Kimberly	Ar	7.21	2.45		
	1.30	6.30	59	Lv	Twin Falls	Ar	7.10	2.35		
	1.41	6.45	66	Ar	Filer	Ar	7.10	2.35		
	*1.55	*7.05	74	Ar	Buhl	Ar	6.45	2.20		
			0	Lv	Twin Falls	Ar	*6.30	*2.05		
	f 8.25	11	11	0	Lv	Berger	Ar	f 4.30		
	8.50	19	19	0	Lv	Hollister	Ar	f 3.40		
	9.30	29	29	0	Lv	Rogerson	Ar	3.10		
	f 10.39	56	56	0	Lv	Delaplain	Ar	2.40		
	11.10	69	69	0	Lv	Contact	Ar	f 1.35		
	12.55	183	183	0	Lv	Summer Camp	Ar	1.10		
	f 1.10	109	109	0	Lv	Melanco	Ar	f 1.34		
	f 2.00	124	124	Ar	Wells	Ar	f 1.00			

Boise — Nampa — Emmett — McCall

		Table No. 67		Mixed						
		Mountain Time		386-26						
		Mixed	Mis.	0	Lv	Boise	Ar	3.00		
		8.30	0	0	Lv	Nampa 6, 66	Ar	4.30		
		10.00	9	0	Lv	Middleton	Ar	4.05		
		10.25	9	0	Lv	Jenness	Ar	f 3.40		
		f 10.45	19	0	Lv	Bramwell	Ar	f 3.25		
		f 11.00	22	0	Lv	Emmett 71	Ar	f 3.10		
		11.45	27	0	Lv	Montour	Ar	1.55		
		12.40	41	0	Lv	Horseshoe Bend	Ar	1.50		
		1.30	50	0	Lv	Banks	Ar	12.25		
		3.00	64	0	Lv	Smith's Ferry	Ar	10.25		
		f 4.35	83	0	Lv	Belvidere	Ar	f 9.40		
		f 5.20	95	0	Lv	Cascade	Ar	f 8.00		
		f 6.15	99	0	Lv	Arling	Ar	f 7.35		
		f 6.45	108	0	Lv	Donnelly	Ar	f 7.00		
		f 7.20	115	0	Lv	McCall	Ar	f 7.00		
		8.00	129	Ar						

Caldwell — Wilder

		Table No. 68		Mixed						
		Mountain Time		362						
		Mixed	Mis.	0	Lv	Caldwell 6	Ar	d 3.15		
		361	0	0	Lv	Greenleaf	Ar	f 2.35		
		d 1.00	7	0	Lv	Wilder	Ar	d 2.15		
		f 1.40	7	0	Lv		Ar			
		d 2.00	11	Ar						

Nyssa — Homedale — Marsing

		Table No. 69		Mixed						
		Mountain Time		364						
		Mixed	Mis.	0	Lv	Nyssa 6	Ore.	Ar	e 1.15	
		363	0	0	Lv	Kingman	Ar	f 12.50		
		e 8.45	7	0	Lv	Overstreet	Ar	f 12.40		
		f 9.15	7	0	Lv	Adrian	Ar	f 12.30		
		f 9.20	8	0	Lv	Napton	Ar	f 12.10		
		f 9.35	11	0	Lv	McCoard	Ida.	f 11.55		
		f 9.55	17	0	Lv	Homedale	Ar	f 11.45		
		f 10.10	21	0	Lv	Claytonia	Ar	f 11.25		
		10.30	25	0	Lv	Marsing	Ar	e 11.15		
		f 10.50	31	Ar						
		e 11.00	33	Ar						

Ontario — Vale & Brogan; Vale — Crane & Burns

		Table No. 70		Mixed						
		Mountain Time		360						
		Mixed	Mis.	0	Lv	Ontario 6	Ore.	Ar	d 4.00	d 4.15
		373	359	0	Lv	Cairo	Ar	f 3.55	f 3.50	
		d 11.15	f 11.30	0	Lv	Mallett	Ar	f 3.15	f 3.35	
		f 11.30	f 11.45	4	Lv	Vale	Ar	3.00	3.25	
		f 11.50	f 12.05	10	Lv	Vale	Ar			
		12.05	12.25	16	Ar	Vale	Ar			
		12.30		16	Lv	Dennis	Ar			
		f 12.55		24	Lv	Lancaster	Ar			
		f 1.01		27	Lv	Jamieson	Ar			
		f 1.15		33	Lv	Brogan	Ar			
		d 1.40		39	Ar	Vale	Ar			
			12.25	16	Lv	Hope	Ar			
			f 12.45	24	Ar	Little Valley	Ar			
			f 1.10	35	Lv	Harper	Ar			
			1.30	42	Lv	Jonesboro	Ar			
			f 2.15	62	Lv	Juntura	Ar			
			3.00	74	Lv	Long	Ar			
			f 3.50	87	Lv	Riverside	Ar			
			4.15	93	Lv	Venator	Ar			
			f 5.00	110	Lv	Crane	Ar			
			5.50	127	Lv	Albritton	Ar			
			f 6.15	133	Lv	Lawen	Ar			
			f 6.25	138	Lv	Rodeo	Ar			
			f 6.50	151	Lv	Burns	Ar			
			7.15	157	Ar					

NOTE
Pacific Time prevails in territory served by this Branch, but trains are operated under Mountain Time, as shown in this table. For equivalent in Pacific Time, figure one hour earlier.

Minidoka — Rupert — Bliss

		Table No. 61		Mixed						
		Mountain Time		366						
		Mixed	Mis.	0	Lv	Minidoka 6, 60	Ida.	Ar	* 4.10	
		365	0	0	Lv	Rupert 60	Ar	f 3.53		
		* 6.30		0	Lv	Paul	Ar	3.41		
		f 6.42		0	Lv	Hazelton	Ar	3.31		
		7.10		6	Lv	Eden	Ar	3.02		
		7.20		24	Lv	Jerome	Ar	2.55		
		8.00		28	Lv	Wendell	Ar	2.21		
		8.10		28	Lv	Bliss 6	Ar	2.06		
		9.00		48	Lv		Ar	* 1.30		
		9.30		57	Lv		Ar			
		*10.25		74	Ar					

Burley — Idaho

		Table No. 62		Mixed						
		Mountain Time		388						
		Mixed	Mis.	0	Lv	Burley 60, 63	Ida.	Ar	† 1.10	
		387	0	0	Lv	Declo	Ar	12.40		
		† 12.01		9	Ar					
		† 12.30		9	Ar					

Burley — Oakley

		Table No. 63		Mixed						
		Mountain Time		338						
		Mixed	Mis.	0	Lv	Burley 60, 62	Ida.	Ar	† 11.25	
		337	0	0	Lv	Beetville	Ar	11.16		
		† 9.00		0	Lv	Pella	Ar	11.10		
		f 9.10		3	Lv	Trout	Ar	10.39		
		f 9.16		5	Lv	Marion	Ar	10.35		
		f 9.47		16	Lv	Oakley 60	Ar	† 10.20		
		f 9.51		18	Lv		Ar			
		† 10.05		22	Ar					

Shoshone — Ketchum — Sun Valley

		Table No. 64		Mixed								
		Mountain Time		52								
		See Note A	59 Daily	Mixed 341	Mis.	0	Lv	Shoshone 6	Ida.	Ar	† 2.30	* 10.30
			8.00	15	Lv	Richfield	Ar	1.45	9.58			
			8.50	15	Lv	Picabo	Ar	12.40	9.25			
			6.31	9.30	37	Lv	Bellevue	Ar	12.10	f 9.00		
			6.56	10.00	52	Lv	Halley	Ar	11.55	8.52		
			7.06	10.10	57	Lv	Sun Valley (Ketchum)	Ar	† 11.15	* 8.30		
			7.40	† 10.45	69	Ar						

* Daily. † Daily except Sunday.
 * Motor train.
 (d) Tuesday, Thursday and Saturday.
 (e) Monday and Friday. || Meals.
 (f) Stops only on signal.
 (H) Regular passenger service discontinued.
 * In service only during winter season, about December 20 to April 1.

Note A—Bus connections between Shoshone and Sun Valley will be provided passengers arriving or departing Shoshone on principal trains and holding through rail tickets to and from Ketchum and reservations at Sun Valley Lodge or Challenger Inn.

Richfield — Hill City

		Table No. 65		Mixed						
		Mountain Time		380						
		Mixed	Mis.	0	Lv	Shoshone 6	Ida.	Ar	† 3.00	
		379	0	0	Lv	Richfield 64	Ar	2.15		
		† 8.10		15	Lv	Rawson	Ar	f 2.05		
		8.50		15	Lv	Magic	Ar	f 1.25		
		f 9.40		20	Lv	Macon	Ar	f 1.05		
		f 9.00								

Union Pacific Branch Lines

Portland and Spokane Short Line

		12 Daily	Mls.	Table No. 74 (Pacific Time)		11 Daily
		9.30	0	Lv	Portland 6	Ore. Ar 7.20
		12.05		Lv	Pendleton	" Ar 2.35
		1.55	183	Ar	Umatilla 6, 76	" Lv 1.55
		2.10	183	Lv	Umatilla	Ore. Ar 1.20
		2.50	210	Ar	Wallula 75, 76	Wash. Lv 12.37
		3.10	210	Lv	Wallula	" Lv 12.19
			213	Ar	Attalia 81	" Lv A.
			233	"	Page	" " A.
			250	"	Scott	" " A.
	252 Fht. Daily		257	"	Ruxby	" " A.
		4.25	264	Ar	Ayer	Lv 11.11
		4.25	264	Lv	Ayer	Ar 11.11
		11.25		Ar	Chew	Lv 2.20
		11.45		Lv	Park	Lv 1.59
		12.35		Lv	Ankeny	Lv 1.30
		1.00		Lv	Hooper Jct.	Lv 1.15
		1.30		Lv	Mack	Lv 1.00
		1.50		Lv	Thavis	Lv 12.50
		2.20		Lv	Marengo	Lv 12.40
		2.50	5.38	Lv	Emden	Lv 10.15
		3.20		Lv	Ashby	Lv 12.15
		3.35		Lv	Palm Lake	Lv 12.05
		4.00		Lv	Wells	Lv 11.55
		4.30		Lv	Croskey	Lv 11.40
		4.50		Lv	Mason	Lv 11.25
		5.15		Lv	Cheney	Lv 11.12
		6.10	6.32	Lv	Marshall	Lv 9.26
		6.45		Lv	Spokane 8, 11, 12, 77	Lv 10.30
	N8.00	7.00	368	Ar	Spokane 8, 11, 12, 77	Wash. Lv 9.00

Portland — Wallula — Walla Walla

		12-345 Daily	Mls.	Table No. 75 (Pacific Time)		346-11 Daily
		9.30	0	Lv	Portland	Ore. Ar 7.20
		12.05		Lv	Pendleton	" Ar 2.35
		1.55	183	Ar	Umatilla 6, 8, 11	" Lv 1.55
		2.10	183	Lv	Umatilla	Ore. Ar 1.20
		2.50	210	Ar	Wallula 8, 74	Wash. Lv 12.37
		3.35	0	Lv	Wallula 76, 81	" Lv 11.20
	f	3.51	8	Ar	Reese	Lv 10.50
	f	4.07	15	"	Touchet	" Lv 10.35
	f	4.16	20	"	Lowden	" Lv 10.25
	f	4.25	24	"	Whitman	" Lv 10.15
	f	5.00	31	Ar	Walla Walla 77, 81, 82	Wash. Lv 10.00

Umatilla — Lewiston — Pullman — Moscow

		12-13 Daily	Mls.	Table No. 76 (Pacific Time)		14-11 Daily
		9.30		Lv	Portland	Ore. Ar 7.20
		12.05		Lv	Pendleton	" Ar 2.35
		1.55		Ar	Umatilla 6, 74	" Lv 1.55
		2.10	0	Lv	Umatilla 75	Ore. Ar 1.20
		2.50	27	Ar	Wallula	Wash. Lv 12.37
		3.10	27	Lv	Wallula 74, 75	" Lv 12.19
		4.25	81	Ar	Ayer 74	" Lv 11.11
		4.45	81	Lv	Ayer	Ar 10.35
	f	4.51	83	"	Rifton	" Lv 10.29
	f	5.10	93	"	Tucannon	" Lv 10.10
	f	5.25	98	"	Riparia 85	" Lv 10.00
		5.40	0	Lv	Riparia (C.P.R.R.)	Wash. Ar 9.20
		7.55	72	Ar	Lewiston 85	Ida. Lv 7.10
		11.34		Ar	Grangeville 85	" Lv 11.44
		12.30		Ar	Stites 85	Ida. Lv 12.53
		5.25	98	Lv	Riparia	Wash. Ar 10.00
	f	5.35	103	"	Canyon	" Lv 9.39
	f	5.51	111	"	Hay	" Lv 9.27
	f	6.02	116	"	Jerita	" Lv 9.17
	f	6.14	122	"	La Crosse	" Lv 9.08
	f	6.33	133	"	Winona	" Lv 8.50
	f	6.43	138	"	Endicott	" Lv 8.39
	f	6.55	145	"	Thera	" Lv 8.26
	f	7.02	149	"	Diamond	" Lv 8.19
	f	7.25	158	Ar	Colfax 77, 83	Lv 8.00
	f	7.30	158	Lv	Colfax	Ar 7.50
	f	7.43	162	"	Risbeck	Lv 7.35
	f	7.51	166	"	Parvin	Lv 7.28
	f	7.55	168	"	Shawnee	Lv 7.23
	f	8.03	171	"	Albion	Lv 7.15
	f	8.10	174	"	Armstrong	Lv 7.07
	f	8.22	177	"	Pullman	Wash. Lv 7.00
	f	8.45	186	Ar	Moscow	Ida. Lv 6.40

Pendleton — Walla Walla — Colfax — Spokane

		Motor Bus 4-68	Motor Bus 2-62	Motor Bus 66	18-78 Daily	Mls.	Table No. 77 (Pacific Time)		77-25 Daily	Motor Bus 69	Motor Bus 61	Motor Bus 65-1
		8.30	11.59		9.40	0	Lv	Portland	Ore. Ar 10.30			* 6.30
		4.46	7.42		3.01	225	Ar	Pendleton	" " 4.25			10.20
		* 5.00	* 9.15	* 2.00	9.30	0	Lv	Pendleton 6	" " 1.25	* 8.15	* 4.15	* 10.15
		5.26	9.40	2.26	9.58	13	"	Adams	" " 12.50	7.55	3.50	9.50
		5.37	9.50	2.37	10.07	18	"	Athena	" " 12.42	7.48	3.38	9.38
		5.44	9.58	2.44	10.16	22	"	Weston	" " 12.35	7.40	3.30	9.30
		5.54	10.06	2.54		27	"	Blue Mountain	" " 12.05	7.32	3.22	9.22
		6.04	10.20	3.04	10.52	37	"	Milton	" " 12.05	7.17	3.07	9.07
		6.09	10.25	3.09		39	"	Freewater	" " 11.45	7.12	3.02	9.02
		6.35	11.00	* 3.35	11.15	47	Ar	Walla Walla Wash Ar		6.45	2.55	8.35
		7.00	11.00			47	Lv	Walla Walla Wash Ar			2.35	8.25
		7.23	11.25			57	"	Dixie	" " 2.05		2.05	8.05
		7.39	11.45			67	"	Waitsburg	" " 1.50		1.50	7.50
		7.59	12.35			72	"	Dayton	" " 1.25		1.25	7.25
		8.24	12.53			97	"	Tucannon	" " 12.35		12.35	6.35
		8.40	1.15			101	Ar	Dodge Jet	" " 12.15		12.15	6.15
		8.45	1.15			101	Lv	Dodge Jet	" " 12.10		12.10	6.10
		9.08	1.43			114	"	Pomeroy	" " 11.45		11.45	5.45
		10.05	2.40			144	"	Clarkston Wash.	" " 10.45		10.45	4.45
		10.10	2.40			146	Ar	Lewiston	" " 10.40		10.40	4.40
		8.45	1.20			101	Lv	Dodge Jet Wash Ar			12.10	6.10
		9.45	2.09			129	"	Dusty	" " 11.14		11.14	5.14
		10.15	2.40			146	Ar	Colfax	" " 10.45		10.45	4.45
		10.25	2.45			146	Lv	Colfax	" " 9.50		9.50	4.35
		10.55	3.15			163	Ar	Pullman Wash.	" " 9.20		9.20	4.05
		11.15	3.40			173	Ar	Moscow	" " 8.30		8.30	3.45
		10.25	2.50			146	Lv	Colfax Wash Ar			10.35	4.35
		10.48	3.09			156	"	Steptoe	" " 10.14		10.14	4.14
		11.17	3.37			174	"	Rosalie	" " 9.44		9.44	3.44
		11.28	3.51			181	"	Plaza	" " 9.32		9.32	3.32
		11.42	4.02			189	"	Spangle	" " 9.20		9.20	3.20
		11.57	4.15			207	Ar	Welch's	" " 9.07		9.07	3.07
		* 12.15	* 4.40				Ar	Spokane Wash Lv			* 8.45	* 2.45

Portland — La Grande — Joseph

		Mixed 18-304 Daily	Mls.	Table No. 78 (Pacific Time)		Mixed 305-17 Daily
		9.40	0	Lv	Portland	Ore. Ar 7.00
		5.40	299	Ar	La Grande	Ar 9.15
		6.00	0	Lv	La Grande 6	" Lv 4.00
	f	6.10	3	"	Island City	" Ar f 3.40
	f	6.22	8	"	Alice	" " f 3.25
	f	6.32	12	"	Imbler	" " f 3.15
	f	7.05	21	"	Elgin	" " f 2.50
	f	7.37	34	"	Looking Glass	" " f 2.10
	f	7.54	41	"	Vincent	" " f 1.58
	f	8.10	47	"	Minam	" " f 1.42
		8.50	60	"	Wallowa	" " f 1.10
		9.07	68	"	Lostine	" " 12.53
		10.00	78	"	Enterprise	" " 12.30
		10.15	84	Ar	Joseph	Ore. Lv 11.45

Weiser — New Meadows

		Motor 557	Mls.	Table No. 79 (Mountain Time)		Motor 558
		9.00	0	Lv	Weiser 6	Ida. Ar f 4.55
	f	9.27	12	"	Presley	" " f 4.25
	f	10.12	32	"	Midvale	" " f 3.39
	f	10.36	41	"	Cambridge	" " f 3.15
	f	10.59	50	"	Goodrich	" " f 2.54
	f	11.30	60	"	Council	" " f 2.28
	f	11.37	67	"	Fruitvale	" " f 2.12
	f	11.47	69	"	Starkey	" " f 2.04
	f	11.57	72	"	Glendale	" " f 1.55
	f	12.25	80	"	Woodland	" " f 1.35
	f	12.30	82	"	Tamarack	" " f 1.30
	f	12.50	90	Ar	New Meadows	Ida. Lv f 1.10

Apply Now for Training as a U. S. ARMY AVIATION CADET Keep'em Flying

* Daily. † Daily except Sunday. □ Meals. ● Motor Bus operating over public highway. See General Information, page 57, for optional rail-motor bus ticketing arrangement.

f Stops only on signal. □ Mixed train.

A Stops to let off paying passengers from points east of Ayer.

G Stops to let off paying passengers from points west of Ayer.

N Arrives at and departs from West Spokane.

V Train will stop for paying passengers.

Time from 12:01 midnight to 12:00 noon shown in light face type.

Time from 12:01 noon to 12:00 midnight shown in heavy face type.

Figures opposite junction points refer to tables showing diverging trains.

Union Pacific Branch Lines

Portland — Wallula — Kennewick — Yakima

Motor Bus	Motor Bus	12-592 Daily	Mls.	Table No. 81 <i>Pacific Time</i>		591-11 Ex. Sun.	595-11 Sunonly	Motor Bus	Motor Bus
		9.30 2.50	0 211	Lv	Portland Wallula 11, 74	Ore. Wash.	Ar Lv	7.20 12.37	7.20 12.37
		12.05 2.50	0 0	Lv	Pendleton Wallula	Ore. Wash.	Ar Lv	2.35 12.37	2.35 12.37
**8.30 9.15	**2.30 3.15	10.00 11.20	0 31	Lv	Walla Walla 6, 82 Wallula 74	Ore. Wash.	Ar Lv	5.00 3.35	5.00 3.35
9.15	3.15	3.30 3.40 3.51	0 3 9	Lv	Wallula Attalla 74 Villard	" "	Ar Lv	11.40 11.29 11.14	11.40 11.29 11.09
9.53	3.53	4.10	16	"	Kennewick	"	"	11.00	10.52
			23	"	Leslie	"	"		
			29	"	Ledbeder	"	"		
			34	"	Acton	"	"		
		4.53	39	"	Benton City	"	"	10.10	9.54
D1047	D4.52	5.20	53	"	North Prosser	"	"	f 9.44	f 9.20
11.02	5.08	5.35	60	"	Grandview	"	"	9.23	9.05
		5.46	66	"	Midvale	"	Lv	9.15	8.52
11.17	5.24	5.55	69	"	Sunnyside	Wash.	Lv	9.05	8.45
11.17	5.30	5.58	69	Lv	Sunnyside	Wash.	Lv	9.02	8.42
		6.08	66	"	Midvale	"	Ar	8.52	8.33
		f 6.15	70	"	Emerald	"	"	f 8.46	f 8.25
11.35	5.49	f 6.28	76	"	Granger	"	"	f 8.34	f 8.12
			79	"	Boone	"	"		
11.45	6.00	6.39	81	"	Zillah	"	"	8.24	8.00
A. A.	A. A.	6.46	84	"	Buena	"	"	8.16	7.51
A. A.	A. A.	f 6.53	87	"	Sawyer	"	"	f 8.10	f 7.44
A. A.	6.30	6.59	89	"	Donald	"	"	8.05	7.39
f. f.	f. f.	7.10	93	"	Parker	"	"	E7.44	E7.14
*12.40	*6.50	7.30	101	Ar	Yakima	Wash.	Lv	*7.40	*7.10

Pendleton — Walla Walla — Bolles — Dayton

	366 Freight	78 Daily	Mls.	Table No. 82 <i>Pacific Time</i>		77 Daily	365 Freight
	9.30	1115	0	Lv	Pendleton 6 Walla Walla	Ore. Wash.	Ar Lv
	11.40	12.38	0	Lv	Walla Walla	"	Ar
	12.50	12.50	21	Ar	Prescott	"	Lv
			25	Ar	Bolles	"	Lv
			25	Lv	Bolles	"	Ar
		12.59	29	"	Waitsburg	"	Lv
		1.05	31	"	Huntsville	"	"
		1.14	35	"	Long	"	"
		1.25	38	Ar	Dayton	"	Lv
			50	Ar	Turner	Wash.	Lv

Spokane — Colfax — Pullman — Moscow — Lewiston

Motor Bus 77 Daily	Motor Bus 59 Daily	Motor Bus 75 Daily	Motor Bus 71 Daily	Mls.	Table No. 83 <i>Pacific Time</i>		Motor Bus 72 Daily	Motor Bus 74 Daily	Motor Bus 76 Daily	Motor Bus 78 Daily	
7.30	5.00	12.45	7.00	0	Lv	Spokane Wash.	Ar	11.25	2.55	6.50	9.35
8.00	5.30	1.20	7.30	18	"	Spangle	Lv	10.47	2.20	6.20	9.00
8.10	5.40	1.32	7.40	26	"	Plaza	"	10.36	2.05	6.12	8.40
8.25	5.55	1.44	7.55	33	Ar	Rosalia	"	10.25	1.55	6.00	8.35
8.25		1.44		33	Lv	Rosalia	"		1.55		8.35
9.15		2.35		61	Lv	Colfax	"		1.10		7.45
9.20		2.45		61	Lv	Colfax	"		1.05		7.40
9.50		3.15		78	Ar	Pullman	"		12.35		7.10
	5.55		7.55	33	Lv	Rosalia	"	10.25		6.00	
	6.15		8.15	45	"	Oakesdale	"	10.05		5.40	
	6.35		8.35	57	"	Garfield	"	9.40		5.15	
	7.10		9.00	66	"	Palouse	"	9.25		4.55	
	7.25		9.25	81	Ar	Pullman	"	8.55		4.30	
	7.30	2.20	9.30	81	Lv	Pullman Wash.	Ar	8.50	12.30	4.24	7.00
	7.50	2.40	9.45	91	Ar	Moscow	Ida.	8.30	12.10	4.05	6.40
	3.20	3.45		81	Lv	Pullman Wash.	Ar		12.30		7.05
	3.45	3.55		95	"	Colton	"		12.10		6.40
	3.55	4.25		98	"	Uniontown Wash.	"		12.05		6.35
	4.25	4.25	11.10	113	Ar	Lewiston	Ida.	7.00	11.30	2.45	6.00

For Victory — Buy United States War Bonds and Stamps

Portland — Lewiston — Stites — Grangeville

	12-74 324-344 Daily	Mls.	Table No. 85 <i>Pacific Time</i>		343-323-73-11 Daily
	9.30	0	Lv	Portland	Ore. Ar
	12.05	0	Lv	Pendleton	" Ar
	2.10	0	Lv	Uma tilla	Ore. Ar
	3.10	0	Lv	Wallula	Wash. Ar
	4.45	47	Ar	Ayer	" Ar
	5.25	281	Ar	Riparia	" Lv
	No. 74			Camas Prairie R. R.	
	5.40	0	Lv	Riparia 76	Wash. Ar
	6.05	15	"	Central Ferry	" Lv
	6.22	24	"	Penawawa	" " "
	6.33	29	"	Swift	" " "
	6.44	36	"	Almota	" " "
	6.56	42	"	Interior	" " "
	6.58	43	"	Wawawai	" " "
	7.00	44	"	Crum	" " "
	7.07	48	"	Triuax	" " "
	7.11	50	"	Bushop	" " "
	7.19	55	"	Indian	" " "
	7.31	62	"	Moses	" " "
	7.39	66	"	Wilma	Wash. Lv
	7.55	72	Ar	Lewiston	Ida. Lv
	9.00	0	Lv	Lewiston	Ida. Ar
	9.21	9	"	North Lapwai	" Lv
	9.22	10	"	Spalding	" " "
	9.30	14	"	Arrow	" " "
	9.58	27	"	Lenora	" " "
	10.13	34	"	Peck	" " "
	10.35	43	"	Orofino	" " "
	11.05	51	"	Greer	" " "
	11.26	58	"	Pardee	" " "
	11.50	65	"	Kamiah	" " "
	12.20	73	"	Kooskia	" " "
	12.30	76	Ar	Stites	" Lv
	8.15	72	Lv	Lewiston 76	" Ar
	8.34	81	"	North Lapwai	" Lv
	8.37	82	"	Spalding	" " "
	8.44	86	"	Fort Lapwai	" " "
	8.48	88	"	Sweetwater	" " "
	8.59	92	"	Jacques	" " "
	9.06	94	"	Culdesac	" " "
	9.48	108	"	Reubens	" " "
	9.57	112	"	Craig Jct.	" " "
	10.08	117	"	Craigmont	" " "
	10.27	125	"	Ferdinand	" " "
	10.49	133	"	Cottonwood	" " "
	11.11	142	"	Fenn	" " "
	11.34	149	Ar	Grangeville 76	Ida. Lv

- * Daily. † Daily except Sunday.
 - Local Freight; carries passengers.
 - Leaves uptown station.
 - Union Pacific Stages Motor Bus operating over public highway. See General Information, page 57, for optional rail-motor bus ticketing arrangement. Buses operate only thru towns where time is shown.
 - ▲ Buses operate via these stations only when passengers originate or are destined beyond Walla Walla; consult agent.
 - D Time shown is for Exter.
 - E Time shown is for Foster Parkor.
 - (f) Stops only on signal.
 - ▲ Motor Train. □ Mixed Train.
- Time from 12.01 noon to 12.00 midnight shown in heavy face type.**
Time between 12.01 midnight and 12.00 noon shown in light face type.

MATERIALS . . .

and still more materials — for planes, tanks, guns, must be delivered to a multitude of industrial plants. Troops must be transported to military camps.

It's an important job the railroads are doing today and Union Pacific is proud to do its share. Millions of dollars have been invested in freight cars, new rails and property improvement. For war as well as for industry's normal needs, Union Pacific — the Strategic Middle Route connecting East with West — supplies the demand for dependable transportation.

We're keeping 'em rolling to "keep 'em flying."

UNION PACIFIC RAILROAD

Union Pacific Branch Lines

Spokane — Tekoa — Wallace

Motor Bus 50	Motor Bus 52	Motor 585 Daily	Mls.	Table No. 88 (Pacific Time)	Motor 586 Daily	Motor Bus 51	Motor Bus 53
* 5.00	*10.00	7.40	0	Lv Spokane 11, 74, 77	6.50	* 9.45	* 2.45
		7.56	7	Ar Dishman	6.30		
		f 8.01	10	Ar Chester	f 6.24		
		8.19	16	Ar Mica	f 6.12		
5.45	10.45	f 8.24	19	Ar Freeman	f 6.01	9.00	2.00
		8.30	22	Ar Manito	f 5.50	8.45	1.45
6.00	11.00	8.37	27	Ar Rockford	f 5.38	8.30	1.30
6.15	11.15	8.52	34	Ar Fairfield	f 5.23	8.15	1.15
6.30	11.30	9.05	42	Ar Latah	f 5.10	* 8.00	* 1.00
* 6.45	*11.45	9.25	49	Ar Tekoa	f 5.08		
		9.30	49	Lv Tekoa	f 4.55		
		f 9.40	49	Lv Lowell	f 4.33		
		9.59	65	Ar Plummer	f 4.13		
		10.14	72	Ar Chatcolet	f 4.05		
		f 10.23	75	Ar O'Gara	f 3.57		
		10.35	80	Ar Harrison	f 3.50		
		10.42	83	Ar Springston	f 3.42		
		10.50	88	Ar Black Lake	f 3.36		
		10.57	91	Ar Medimont	f 3.29		
		11.04	95	Ar Lane	f 3.17		
		11.10	99	Ar Rose Lake	f 3.09		
		11.17	101	Ar Dudley	f 3.02		
		11.28	107	Ar Cataldo	f 2.59		
		11.39	112	Ar Enaville	f 2.50		
		f 11.42	113	Ar Pine Creek	f 2.37		
		11.55	119	Ar Kellogg-Wardner	f 2.30		
		12.15	125	Ar Osburn			
		12.30	130	Ar Wallace			

Portland — Heppner Jct. — Heppner

Mixed 18-330	Mls.	Table No. 89 (Pacific Time)	Mixed 329-17	Mixed 331-17
* 9.40	0	Lv Portland	* 7.00	* 7.00
* 1.12	138	Ar Arlington	* 2.38	* 2.38
† 3.10	138	Lv Arlington 6, 90	† 11.20	† 9.15
3.30	0	Ar Heppner Jct. 6	10.55	8.55
f 3.50	15	Ar Rhea	10.25	8.25
4.13	18	Ar Cecil	† 10.10	† 8.15
4.28	20	Ar Morgan	9.55	8.00
	25	Ar McNab	9.20	7.35
4.50	28	Ar Ione	9.00	7.15
5.15	36	Ar Lexington		
† 6.00	45	Ar Heppner		

Portland — Arlington — Condon

Mixed 18-328	Mls.	Table No. 90 (Pacific Time)	Mixed 327-17	Mixed 317-17
* 9.40	0	Lv Portland	* 7.00	* 7.00
1.12	138	Ar Arlington	* 2.38	* 2.38
* 3.15	0	Lv Arlington 6, 89	† 11.20	† 9.15
f 3.40	8	Ar Shutler	10.55	9.10
4.06	16	Ar Rock Creek	† 10.35	† 8.50
f 4.25	20	Ar Barnett	10.15	8.25
4.45	24	Ar Mikkalo	9.50	8.05
5.06	29	Ar Clem	f 9.35	f 7.50
f 5.25	32	Ar Speece	f 9.21	f 7.35
f 5.40	36	Ar Gwendolen	† 9.00	† 7.15
* 6.30	44	Ar Condon		

FAMOUS

Pendleton Roundup

Pendleton, Oregon

ON THE

UNION PACIFIC RAILROAD

September 16, 17, 18, 19, 1942

Where the Old West flames into life each year

Biggs — Shaniko

Freight 326	Motor Bus Daily	Mls.	Table No. 91 (Pacific Time)	Motor Bus Daily	Freight 325
	3.30	0	Lv The Dalles	12.25	
		0	Lv Biggs 6		
		5	Ar Thornberry		
		7	Ar Sink		
	4.25	9	Ar Wasco	11.30	
		14	Ar Klondike		
		16	Ar Sandon		
		20	Ar Nish		
		23	Ar De Moss		
	4.47	27	Ar Moro	11.10	
		31	Ar Erskine		
	5.05	38	Ar Grass Valley	10.45	
		45	Ar Bourbon		
	5.30	52	Ar Kent	10.25	
		57	Ar Wilcox		
	6.15	69	Ar Shaniko	10.00	

The Dalles — Oregon Trunk Jct. — Bend

Motor Bus Daily	Motor Bus Daily	Motor Bus Daily	Mls.	Table No. 92 (Pacific Time)	Motor Bus Daily	Motor Bus Daily	Motor Bus Daily
7.00	3.30	8.45	0	Lv The Dalles 6	12.20	10.35	10.35
			17	Ar Oregon Trunk Jct.			
9.45	6.00	10.45	69	Ar Maupin	10.40	5.25	8.40
			89	Ar North Junction			
			99	Ar South Junction			
			108	Ar Gateway			
			113	Ar Paxton			
11.20	7.35	12.20	119	Ar Madras	8.45	3.30	7.00
11.27	7.42	12.27	124	Ar Metolius	8.33	3.18	6.48
11.33	7.48	12.33	128	Ar Culver	8.26	3.11	6.41
11.52	8.07	12.52	143	Ar Terrebonne	8.08	2.53	6.23
12.05	8.20	1.05	148	Ar Redmond	8.00	2.45	6.15
12.30	8.45	1.30	165	Ar Bend	7.30	2.15	5.45

Portland — Seattle — Hoquiam

N. P. 501-461	Mixed 685	Mls.	Table No. 93 (Pacific Time)	Mixed 682	N. P. 464-458
* 8.30	*11.00	0	Lv Portland	* 6.45	* 9.10
† 8.05	*11.00	0	Lv Seattle	* 6.45	† 9.05
† 11.31	* 3.25	0	Lv Centralia 6	† 1.00	† 6.10
	f 3.35	0	Ar Galvin	† 12.43	
	f 3.55	12	Ar Helsing Jct.	† 12.20	
	4.00	13	Ar Independence	12.15	
Service via Gate	f 4.50	31	Ar Saginaw	† 11.20	Service via Gate
	f 5.00	32	Ar South Elma	† 11.15	
	f 5.40	42	Ar So Montezano	† 10.50	
		44	Ar Montezano		
	f 5.52	44	Lv Melbourne	† 10.30	
	6.15	51	Ar Cosmopolis	† 10.05	
1.28	6.45	54	Ar Aberdeen	9.45	4.11
† 1.45	* 7.15	57	Ar Hoquiam	* 9.15	† 4.00

Portland — Seattle — Tacoma — Olympia

561-Bus	Table No. 94 (Pacific Time)	Bus-458
* 8.30	Lv Portland	9.10
12.02	Ar East Olympia	6.07
A1205	Lv East Olympia	A6.05
A1225	Ar Olympia	A5.35
422 NP	Table No. 94 (Pacific Time)	Bus-561
† 8.05	Lv Seattle	* 2.20
9.31	Lv Tacoma	1.04
	Ar East Olympia	12.02
	Lv East Olympia	A1155
A6.15	Ar Olympia	A1135
A6.40		423 NP
		† 9.05
		7.37
		12.02
		† 6.12

Footnotes for Page 52

(A) Trains 561 and 458 carry passengers to and from East Olympia and Portland and Seattle. Bus service is only between East Olympia and Olympia, and operates daily to and from U. P. station at Olympia. Bus will handle only hand baggage for passengers. (N) Saturday only. (V) Daily except Saturday. (Z) Daily except Saturday and Sunday. * Daily. † Daily except Sunday. ‡ Daily except Monday. (f) Stops only on signal. ■ Union Pacific rail tickets are honored on buses of Mount Hood Stages operating over public highway. Buses operate only through towns where time is shown.

Union Pacific Branch Lines

Salt Lake City — Provo — Lyndndyl — Los Angeles

Motor Bus 3	Motor Bus 9	Mixed 305 Daily	Mls.	Table No. 98 Mountain Time	Elevation	Mixed 306 Daily	Motor Bus 10	Motor Bus 6	
* 9.45	* 2.00	5.00	0	Lv Salt Lake City 3...Utah	Ar	4251	1.45	*10.45	* 6.45
10.00	2.15	5.55	7	Murray	Lv	4350	f 1.00	10.29	6.29
	See Note B	6.20	13	Sandy	"	4496	f 12.30	See Note B	
		6.40	17	Draper	"	4510	12.15	Note B	
		6.55	25	Mount	"	4806	f 11.40		
		7.05	29	Cutler	"	4607	f 11.25		
10.33	2.47	7.10	31	Lehi	"	4583	f 11.15	9.56	5.56
10.38	2.52	7.20	34	American Fork	"	4618	f 11.05	9.51	5.51
10.43	2.57	7.30	37	Pleasant Grove	"	4559	f 10.50	9.47	5.46
		7.40	43	Lakeview	"	4553	f 10.25		
11.01	3.15	8.00	48	Provo	Ar	4524	10.15	9.29	5.28
11.16	3.20	8.15	48	Provo	Lv	4524	9.15	9.24	5.18
11.26	3.30	8.25	52	Springville	"	4515	f 9.00	9.14	5.03
11.36	3.40	8.35	56	Spanish Fork	"	4549	f 8.47	9.07	5.01
11.48	3.52	8.59	63	Payson	"	4614	f 8.30	8.55	4.49
11.58	4.02	9.10	69	Santaquin	"	4887	f 8.11	8.47	4.39
12.15	4.19	9.37	82	Mona	"	4917	f 7.40	8.30	4.21
		11.15	89	Nephi	"	5120	f 7.15	8.20	4.11
		11.30	96	Sharp	"	5236	f 6.45		
		11.40	111	Mills	"	4931	f 6.00		
		12.00	129	Leamington	"	4738	f 5.15		
		2.00	134	Lyndndyl 3	Ar	4796	5.00		
		2.00	134	Lyndndyl	Lv	4796	6.10		
		1.19	151	Delta 3, 104	"	4649	5.45		
		3.15	223	Milford 3	"	4968	4.13		
		4.12	259	Lund 3, 106	"	4951	3.21		
5.14	8.56	5.30	292	Cedar City	Ar	5805	1.45	4.00	12.22
5.29	9.11	5.30	0	Cedar City	Lv	5805	9.00	3.50	12.15

Motor Bus 123	Motor Bus 103	Motor Bus 107	Mls.	Table No. 99 Pacific Time	Motor Bus 104	Motor Bus 124	Motor Bus 108	
*10.15	9.25	*7.25	0	Lv East Los Angeles . Cal.	Ar	4.30	*10.35	* 8.00
10.50	10.00	8.05	12.1	Ar Pasadena Depot	"	3.50	9.55	7.20
11.10	10.25	8.30	18.6	Ar Glendale City	"	3.25	9.30	6.50
*11.15	10.30	8.35	19.5	Ar Glendale Depot	"	3.20	9.25	6.40

Motor Bus 223	Motor Bus 203	Motor Bus 207	Mls.	Table No. 100 Pacific Time	Motor Bus 204	Motor Bus 224	Motor Bus 208	
*10.15	9.25	*7.25	0	Lv East Los Angeles . Cal.	Ar	4.30	*10.35	* 8.00
		C. 4.3		Ar Bell (Maywood)	"	C. C.	C. C.	C. C.
		C. 11.7		Ar Rancho Los Amigos	"	C. C.	C. C.	C. C.
		C. 13.0		Ar Hynes	"	C. C.	C. C.	C. C.
11.00	10.15	8.15	23.3	Ar Long Beach City (Pine Ave.)	Lv	3.40	9.45	7.10
11.00	10.15	8.15	23.3	Lv Long Beach City (Pine Ave.)	Ar	3.40	9.45	7.10
*11.30	10.55	*8.45	31.3	Ar San Pedro	Lv	2.55	*9.05	*6.25

Motor Bus 323	Motor Bus 303	Motor Bus 307	Mls.	Table No. 101 Pacific Time	Motor Bus 304	Motor Bus 324	Motor Bus 308	
10.15	9.25	*7.25	0	Lv East Los Angeles . Cal.	Ar	4.30	10.35	* 8.05
10.35	9.45	7.45	7.6	Ar Whittier	Lv	4.10	10.15	7.45
10.55	10.05	8.05	15.3	Ar La Habra	"	3.50	9.55	7.25
11.10	10.20	8.20	20.3	Ar Fullerton	"	3.35	9.40	7.10
11.20	10.30	*8.30	23.4	Ar Anaheim	Lv	3.25	9.30	* 7.00

Union Pacific Stage Co. Motor Coach Service

◆ SPECIAL NOTE—Daily Motor Coach service of the Union Pacific Stage Co., shown in tables 99, 100 and 101 is operated over public highways. Buses 103, 203 and 303 connect with Streamliner 104 and run only on 2nd, 5th, 8th, 11th, 14th, 17th, 20th, 23rd 26th and 29th of each month. Buses 104, 204 and 304 connect with Streamliner 104 and run only on 3rd, 6th, 9th, 12th, 15th, 18th, 21st, 24th, 27th and last day of each month. Buses 323, 304, 303, and 324 run only on call. Rail tickets honored on motor coaches. Buses 203, 207, 224 and 223 operate between Long Beach and San Pedro only when there are passengers to handle. Check baggage through via U. P. to any destination shown in tables. Consult agent regarding points of arrival and departure at intermediate towns. See General Information page 60 for optional rail-motor bus ticketing arrangement.

Salt Lake City — Smelter

Motor Bus Daily	Motor Bus Daily	Motor Bus Daily	Mls.	Table No. 102 Mount. Time	Motor Bus Daily	Motor Bus Sat. Only	Motor Bus Daily	Motor Bus Daily	Motor Bus Daily
10.40	2.40	6.40	Lv	Salt Lake UP Depot Utah Ar	8.35	12.40	4.40	5.10	12.39
10.42	2.42	6.42	"	4th So. & 2nd West " Lv	8.33	12.38	4.38	5.08	12.37
10.45	2.45	6.45	"	8th So. & 2nd West " " Lv	8.30	12.35	4.35	5.05	12.34
10.50	2.50	6.50	"	8th So. & 8th West " " " Lv	8.25	12.30	4.30	5.00	12.29
10.53	2.53	6.53	"	Poplar Grove " " " Lv	8.22	12.27	4.27	4.57	12.26
11.20	3.20	7.20	Ar	Smelter " " " Lv	7.55	12.01	4.00	4.30	11.59

Tintic — Mammoth — Silver City — Eureka

Motor Bus Daily	Motor Bus Daily	Motor Bus Daily	Mls.	Table No. 103 Mount. Time	Motor Bus Daily	Motor Bus Daily	Motor Bus Daily
4.25	12.40	4.30	0	Lv Tintic...Utah Ar	3.10	12.31	4.05
4.35	12.50	4.45	2.4	" Silver City... " Lv	3.00	12.21	3.55
4.45	1.00	4.55	4.0	" Mammoth... " " Lv	2.50	12.11	3.45
5.00	1.15	5.10	5.5	" Eureka... " " Lv	2.40	12.01	3.35

Delta — Fillmore

Motor Bus Daily	Mls.	Table No. 104 Mount. Time	Motor Bus Daily
8.00	0	Lv Delta 3...Utah Ar	3.40
8.20	11	" Harding... " Lv	3.15
8.30	19	" McCormick... " " Lv	3.00
8.50	25	" Greenwood... " " Lv	2.45
9.30	40	Ar Fillmore... " Lv	2.00

Las Vegas — Boulder City

Motor Bus Daily	Motor Bus Daily	Motor Bus Daily	Motor Bus Daily	Motor Bus Daily	Mls.	Table No. 105 Pacific Time	Motor Bus Daily	Motor Bus Daily	Motor Bus Daily	Motor Bus Daily	
10.30	6.45	3.45	7.30	6.30	Lv	Las Vegas... Nev. Ar	8.15	10.30	6.35	8.15	12.15
10.45	7.00	4.00	7.45	6.45	"	Midway... " Lv	8.00	10.15	6.20	8.00	12.00
10.55	7.05	4.05	7.50	6.50	Ar	Magnesium Plant Lv	7.55	10.10	6.15	7.55	11.55
11.00	7.10	4.05	7.55	6.55	Lv	Magnesium Plant Ar	7.50	10.05	6.10	7.50	11.50
11.20	7.30	4.20	8.15	7.15	Ar	Boulder City... Lv	7.30	9.45	5.50	7.35	11.30

Lund — Cedar City

Motor Bus Daily	Motor Bus Daily	Motor Bus Daily	Mls.	Table No. 106 Mount. Time	Motor Bus Daily	Motor Bus Daily	Motor Bus Daily
12.45	5.00	8.00	0	Lv Lund 3...Utah Ar	4.00	12.00	3.00
			9	" Avon... " Lv			
			21	" Iron Springs... " " Lv			
			25	" Hahvah... " " Lv			
1.45	6.00	9.00	33	Ar Cedar City... " Lv	3.00	11.00	2.00

Caliente — Pioche

Mls.	Table No. 107 Mount. Time	Motor Bus Daily	Motor Bus Daily	Motor Bus Daily
0	Lv Caliente 3, 98	Ar		
15	" Panaca... " Lv	Lv		
21	" Delmues... " " Lv	"		
33	Ar Pioche... " Lv	Lv		

Passenger service discontinued, but private bus line available.

Moapa — Mead Lake

Motor Bus Daily	Mixed 311	Mls.	Table No. 108 Pacific Time	Mixed 312
	See Note A	0	Lv Moapa 3...Nev. Ar	See Note A
		10	" Logandale... " Lv	
		15	" Overton... " " Lv	
		17	Ar Mead Lake... " Lv	

NOTE A—Time of these trains is changed frequently. Consult agent at Moapa for schedules.

NOTE B—For complete schedules between Lyndndyl and Los Angeles see table No 3.

▲ Motor Bus; connections with main line trains at East Los Angeles. ■ Union Pacific Stages Motor Buses operated over public highway. See last section General Information, page 57, for optional rail-motor bus ticketing arrangement. ♣ No rail or bus tickets honored whose origin or destination is between Salt Lake City and Sandy or points intermediate. Ⓢ Stops to discharge or pick up passengers on call. * Daily. † Daily except Sunday. || Meals. (f) Stops only on signal. ● A connection between main line and Provo branch line points requires a long lay-over at Lyndndyl. Advance plans should be made if meals and lodging are desired at Lyndndyl. ○ Motor Bus between Lund and Cedar City. ‡ Daily Ex. Saturday. □ Saturday only. ⊖ No rail or bus tickets honored whose origin and destination is between Long Beach and San Bernardino or points intermediate. ⊙ This trip is made only when there are passengers to be carried. ▲ Daily except Saturday and Sunday.

Connections at Omaha

		Stream liner	112	88	8	28	22	16	C. & N. W.					21	111	7	27	87	15	Stream liner
		B415	1.35	8.45	9.00	9.30	7.25	7.00	Lv	Omaha	Ar	10.00	1.45	8.15	7.55	8.29	3.50	B2.00		
			3.07	10.30	10.57	11.35	9.32	9.05	Ar	Mo. Valley	Lv	9.00			6.45		2.45			
			6.33	3.53	11.25	11.55	12.35	10.40	Ar	Carroll	Lv	7.30		5.25		5.50	12.40			
				4.42	12.50	1.13		12.13	Ar	Boone	Lv	6.20	11.20	4.15	4.00	4.35	11.05	11.35		
			8.30	5.50	2.30	3.00	3.25	2.10	Ar	Marshalltown	Lv	4.45	10.22	2.50	2.35		9.11			
			9.50	7.10	4.10	4.30	4.50	3.50	Ar	Cedar Rapids	Lv	3.02	9.15	1.20	1.05	1.40	7.05	9.30		
		B1215	9.35	8.20	8.35	8.30	7.25	6.30	Ar	Clinton	Lv	1.20	8.00	11.50	11.35	12.10	4.10	8.15		
									Ar	Chicago	Lv	10.00	5.45	9.10	9.00	9.20	11.45	B6.00		

		10-210	202-1-202	204-9-204	C. & N. W.					203-10-203	201-2-201	209-9	102	108	C. M. St. P. & P. R. R.		103	107
		*6.40	*9.15	*8.40	Lv	Omaha	Ar	8.00	*7.15	**1245		12.35	8.40	Lv	Omaha	Ar	8.45	8.00
		10.35	12.15	11.40	Ar	Sioux City	Lv	5.35	4.20	8.30		8.30	Ar	Sioux City	Lv	11.35	8.00	
		1.47	3.00	2.20	Ar	Worthington	Lv	2.35	1.38	5.20		12.12	Ar	Mitchell	Lv	4.20	8.00	
			7.40	4.35	Ar	Sioux Falls	Lv	11.50	10.50			3.04	Ar	Aberdeen	Lv	4.20	8.00	
		3.30	4.25	3.52	Ar	St. James	Lv	12.52	11.58	2.55		4.00	Ar	Madrid	Lv	6.05	3.47	
		4.50	5.20	4.45	Ar	Mankato	Lv	11.58	11.05	1.50		4.48	Ar	Des Moines	Lv	5.05	2.10	
		8.00	8.00	8.10	Ar	Rochester	Lv	8.30	7.30	9.35		6.09	Ar	Marion	Lv	4.27	12.45	
		7.25	7.35	7.15	Ar	St Paul	Lv	9.15	8.45	11.00		10.30	Ar	Savanna	Lv	3.05	10.55	
		*8.00	*8.10	*7.50	Ar	Minneapolis	Lv	8.40	*8.05	*10.15		8.35	Ar	Milwaukee	Lv	10.05	6.20	
												8.35	Ar	Chicago	Lv	12.45	7.20	

		202-1	204-9-23	C. & N. W.					24-10-203	2-201	14	Wabash					11	8	14	6	10	506	C. R. I. & P.					5	23	7	505	9		
		*9.35	*8.42	Lv	Omaha	Ar	*8.00	*7.15	8.45	Lv	Omaha	Ar	8.30																					
		*12.35	*11.40	Ar	Sioux City	Lv	*5.35	*4.20	8.57	Ar	Council Bluffs	Lv	8.10																					
		4.36	6.05	Ar	Salem	Lv	10.15	11.30	12.05	Ar	Maryville	Lv	4.37																					
		6.55	8.25	Ar	Huron	Lv	8.00	9.05	3.04	Ar	Chillicothe	Lv	1.19																					
		9.30		Ar	Redfield	Lv		6.15	5.00	Ar	Moberly	Lv	11.25																					
		11.05		Ar	Aberdeen	Lv		4.15	8.00	Ar	Delmar (Bivd)	Lv	8.14																					
		1.00		Ar	Oakes	Lv		1.45	8.23	Ar	St. Louis	Lv	8.00																					

		40	30	10	8	12	6	C. B. & Q.					5	39	3	15	1	
		10.15	9.45	1.30	6.10	12.15	8.40	Lv	Omaha	Ar	7.00	10.15	3.20	8.00				
		10.58			7.55	1.15	10.14	Ar	Red Oak	Lv	5.19	8.44	1.15	6.15				
		12.25	11.52	3.22	9.00	1.59	11.20	Ar	Reston	Lv	4.00	7.42	11.55	5.06	11.37			
		2.35	2.10	5.14	11.35	3.48	1.45	Ar	Ottumwa	Lv	1.05	5.20	8.30	2.30	9.44			
		4.05	3.44	6.30	1.10	5.02	3.22	Ar	Burlington	Lv	11.05	3.37	6.25	12.55	8.33			
		5.00	4.55	7.13	4.55	5.44	4.25	Ar	Galesburg	Lv	9.55	2.54	3.00	12.01	7.50			
		8.15	8.15	9.40	8.15	8.15	8.30	Ar	Chicago	Lv	6.00	12.35	10.30	9.00	5.30			

		34-21	32-25	C. G. W.					22-31	26-33
		9.00	8.45	Lv	Omaha	Ar	8.00	7.20		
		12.50	12.45	Ar	Ft. Dodge	Lv	3.45	3.20		
		3.05	3.03	Ar	Mason City	Lv	1.23	1.00		
		7.00	7.30	Ar	St. Paul	Lv	8.45	8.45		
		7.40	8.10	Ar	Minneapolis	Lv	8.10	8.10		

		20	26	22-14	C. B. & Q.					15-23	27	21
		9.00	4.30	11.30	Lv	Omaha	Ar	7.00	3.10	6.40		
		11.30	7.40	4.20	Ar	St. Joseph	Lv	2.00	11.00	4.00		
		12.59	9.35	7.00	Ar	Kansas City	Lv	11.58	9.00	2.30		
			7.45	12.30	Ar	St. Louis	Lv	1.30	12.15			

		106-6	120-10	Mo. Pac.					5-105	19-119
		8.40	5.00	Lv	Omaha	Ar	5.55	6.58		
		11.25	8.25	Ar	Atchison	Lv	3.02	1.45		
		11.50	8.58	Ar	Leavenworth	Lv	2.37	12.55		
		12.30	9.40	Ar	Kansas City	Lv	2.05	12.10		
		5.40	7.10	Ar	St. Louis	Lv	8.50	5.40		

Connections at Kansas City

		16-25	12-23	C. G. W.					26-11	24-15	6	4	24	2	8	12	20	A. T. & S. F.					23	19	3	5	1	11	7
		11.30	5.00	Lv	Kansas City	Ar	1.30	7.30		11.00	9.00	8.30	10.00		7.40	2.00	4.10	Lv	Kansas City	Ar	9.00	9.40	12.45	7.00	8.00	5.00	8.05		
		6.30	10.30	Ar	Des Moines	Lv	7.15	1.00		3.43	2.15	2.03	3.07		12.42	5.37	8.44	Ar	Ft. Madison	Lv	3.35		7.10	1.40	3.10	1.10	3.20		
			7.15	Ar	Rochester	Lv		6.00		4.50	3.24	3.10	4.20		1.42	6.24		Ar	Galesburg	Lv	2.23		5.50	12.22	2.06	12.17	2.18		
		7.30	8.00	Ar	St. Paul	Lv	8.45	3.30		5.45	4.25	4.10	5.20		2.35	7.05	10.37	Ar	Chillicothe	Lv	1.19		4.45	11.15	12.12	11.35	1.12		
		8.10	8.35	Ar	Minneapolis	Lv	8.10	3.00		9.00	7.45	7.30	8.45		5.50	9.30	1.25	Ar	Chicago	Lv	10.30	12.01	1.35	8.15	10.25	9.30	10.35		

		1	15	K. C. S.					16	2
		9.45	9.45	Lv	Kansas City	Ar	8.25	7.55		
		10.40	1.00	Ar	Shreveport	Lv	5.30	7.20		
		7.20	9.30	Ar	New Orleans	Lv	9.00	10.45		
			8.00	Ar	Lake Charles	Lv		10.20		
			8.20	Ar	Beaumont	Lv		10.25		
			9.00	Ar	Port Arthur	Lv		9.40		

		105	111-9	117	Frisco Lines					118	112	106
		6.30	10.35	8.30	Lv	Kansas City	Ar	7.40	7.33	7.55		
		6.55			Ar	Memphis	Lv		7.20			
		1.30			Ar	Birmingham	Lv		12.15			
			5.45	1.43	Ar	Tulsa	Lv	2.20	11.30			
			8.40	4.10	Ar	Oklahoma City	Lv	11.55				

		4	56	C. B. & Q.					55	3
		11.00	8.15	Lv	Kansas City	Ar	7.35	7.30		
		10.10	3.05	Lv	Quincy	Lv	12.37	9.12		
		8.15	8.50	Ar	Chicago	Lv	6.00	10.30		

		34	14	20	10	6	12	Mo. Pac.					9	33	5	15	11	19
		9.45	4.25	12.45	11.30	12.40	7.30	Lv	Kansas City	Ar	7.00	3.50	1.50	9.07	10.11	4.00		
		6.20	3.20	2.05	2.25	9.10	Ar	Sedalia	Lv	4.30		12.017	10.515	9.35				
		3.15	7.30	4.50	3.45	3.32	10.20	Ar	Jefferson City	Lv	2.40	11.40	10.50	5.59	5.53	8.05		
		9.00	9.55	8.28	7.10	5.40	12.30	Ar										

Connections at Denver

7	15	5	1	D & R G W				2	6	16	8	27-7	101	141-14-4-5	21-1	C & S—A T & S F			2-22	6-3-13-130	90	8-28	
7.00	7.30	9.05	8.50	Lv	Denver	Ar	6.50	11.50	7.15	8.00	8.00	4.00	9.15	12.30	Lv	Denver	Ar	8.15	8.00	11.50	8.30
Via	9.35	Via	10.40	Ar	Colorado Springs	Lv	4.40	Via	5.05	Via	10.00	5.50	11.20	2.10	Ar	Colorado Springs	Lv	6.35	6.05	10.00	6.35
Moffat	11.15	Moffat	11.45	Ar	Pueblo	Lv	3.35	Moffat	3.50	Moffat	11.00	6.50	12.25	2.57	Ar	Pueblo	Lv	5.40	4.55	9.00	5.30
Tunnel	12.45	Tunnel	1.12	Ar	Canon City	Lv	2.08	Tunnel	12.55	Tunnel	Ar	Oklahoma City	Lv	1.10
Route	3.20	Route	3.05	Ar	Salida	Lv	12.25	Route	10.45	Route	Ar	Ft. Worth	Lv	3.00	8.00	10.35
.....	5.55	5.40	Ar	Leadville	Lv	10.10	8.45	Ar	Dallas	Lv	2.00	6.45	9.15
12.04	9.20	2.58	8.14	Ar	Glenwood Sprgs.	Lv	7.43	5.55	5.30	2.55
1.46	12.55	4.55	10.25	Ar	Grand Junction	Lv	5.35	4.00	2.30	1.14
.....	11.12	Ar	Mack	Lv	4.39
.....	12.46	Ar	Thompson	Lv	3.13
.....	1.29	Ar	Green River	Lv	2.27
.....	3.21	Ar	Price	Lv	1.03
.....	4.36	Ar	Colton	Lv	11.47
.....	6.18	Ar	Provo	Lv	10.00
.....	7.30	Ar	Salt Lake City	Lv	9.00	8.40	7.00
8.00	12.15	8.55	Ar	Ogden	Lv	7.35	7.35

Connections at Spokane and Butte

				8	16	C. M. St. P. & P.				15	7					236-2	Great Northern				1-235						
				8.40	8.00	Lv	Spokane	Ar	9.20	6.45					1.45	Lv	Butte	Ar	5.15						
				5.35	3.50	Ar	Missoula	Lv	3.00	11.40					4.15	Lv	Helena	Ar	2.40						
				8.45	6.50	Ar	Butte	Lv	12.20	8.45					7.20	Lv	Great Falls	Ar	11.45						
																8.54	Lv	Fort Benton	Ar	10.17						
																10.55	Lv	Havre	Ar	8.10						
																6.35	Lv	Williston	Ar	12.55						
																10.25	Ar	Minot	Lv	10.50						
				4-288	2	N. P.				287-3	1																
				9.00	8.20	Lv	Spokane	Ar	5.25	8.50																
				6.15	3.35	Ar	Missoula	Lv	10.50	3.10																
				10.25	6.20	Ar	Butte	Lv	7.15	12.30																
								S. I.-C. P. R.																			
								11.45	Lv	Spokane	Ar	11.50														
								3.35	Ar	Bonnets Ferry	Ar	8.11														
								5.10	Ar	Kingsgate	Ar	6.40														
								10.30	Ar	Calgary	Ar	7.00														
								N. P.																			
								10.40	Lv	Butte	Ar	12.20	7.00													
								2.03	Ar	Bozeman	Ar	9.20	3.48													
								3.05	Ar	Livingston	Ar	8.20	2.55													
								6.05	Ar	Billings	Ar	5.35	11.40													
								10.18	Ar	Miles City	Ar	1.51	7.28													
								12.10	Ar	Dickinson	Ar	9.25	2.23													
								3.30	Ar	Mandan	Ar	6.55	11.15													

Connections at Los Angeles — Sacramento — San Francisco

										S. P. Valley Line						S. P. Coast Line						A. T. & S. F.								
										53	55	59-16	25	51							72	98	70	76	74-76					
										8.25	7.15	6.00	8.30	Lv	Los Angeles	Ar	8.00	8.35	9.10	Daily	4.00							
										3.45	1.05	12.05	1.25	Lv	Bakersfield	Ar	3.08	2.45	3.35	Ar	9.00							
										4.00	7.30	4.00	2.55	3.50	Lv	Fresno	Ar	1.00	12.15	1.05	7.00	5.30							
										5.15	Ar	5.20	4.51	Lv	Merced	Ar	11.45	11.30	5.20							
										6.25	6.18	5.40	Lv	Modesto	Ar	10.54	10.16	3.37							
										7.30	5.45	6.20	Ar	Tracy	Ar	10.00	9.10	2.30								
										7.29	6.59	7.29	Lv	Stockton	Ar	9.37	9.29							
										9.15	8.45	9.15	Ar	Sacramento	Ar	8.00	8.00							
										9.00	6.55	7.17	Lv	Martinez	Ar	8.58	7.58	12.55							
										10.12	8.04	8.15	Ar	Oakland 16th Street	Ar	8.07	6.42	11.40								
										11.00	8.50	8.50	Ar	San Francisco (Market Street)	Lv	7.30	6.00	10.50								
										75-73	75	69	71	99							72	98	70	76	74-76					
										9.00	9.00	7.00	8.35	8.15	Lv	Los Angeles	Ar	10.35	5.45	8.25	9.00	9.00							
										9.10	10.35	Lv	Ventura	Ar	7.50	6.06							
										11.44	11.44	10.10	11.35	10.33	Lv	Santa Barbara	Ar	7.00	3.27	5.20	6.10	6.10							
										2.40	2.40	1.27	3.10	12.53	Lv	San Luis Obispo	Ar	3.20	1.07	1.40	3.00	3.00							
										5.42	5.42	5.15	7.02	3.28	Lv	Salinas	Ar	11.10	10.31	9.59	11.48	11.48							
										6.23	6.23	5.52	7.45	Lv	Watsonville Junction	Ar	10.38	9.30	11.20	11.20							
										7.30	7.30	7.03	9.15	4.43	Ar	San Jose	Lv	9.15	9.11	8.10	10.10	10.10							
										7.47	7.47	4.52	Lv	San Jose	Ar	8.50	8.50	9.50							
										9.00	9.00	5.48	Ar	Oakland (First St.)	Lv	7.47	7.47	8.45							
										9.50	9.50	6.30	Ar	San Francisco (Market St.)	Lv	7.00	7.00	8.00							
										7.45	7.20	9.30	4.47	Lv	San Jose	Ar	8.57	9.08	8.03	10.03								
										9.00	8.45	10.45	5.45	Ar	San Francisco (Third St.)	Lv	7.40	8.15	7.00	9.00								
										78	76	74	72	70							71	73	75	77	79					
										9.00	4.30	12.30	9.15	8.30	Lv	Los Angeles	Cal.	Ar	10.45	3.15	5.45	6.45	10.45						
										9.50	Ar	Fullerton	Ar	5.00							
										10.03	Ar	Anaheim	Ar	4.55							
										10.12	Ar	Orange	Ar	4.46							
										9.45	5.15	1.15	10.23	9.15	Ar	Santa Ana	Ar	9.53	2.23	4.40	5.55	9.55							
										10.45	6.15	2.15	11.45	10.15	Ar	Oceanside	Ar	8.55	1.25	3.25	5.00	9.00							
										11.15	Ar	Del Mar	Ar	2.53							
										11.45	7.15	3.15	1.00	11.15	Ar	San Diego	Lv	8.00	12.30	2.15	4.00	8.00							

Footnotes for Pages 54 and 55


All trains daily except when otherwise indicated (*) Daily (f) Stops on signal. (†) Daily except Sunday. (§) Sunday only. B See pages 6 and 7 for sailing dates. Δ Via Pacific Greyhound Bus. □ Connecting service via Rio Grande Trailways ○ Monday, Wednesday and Friday only. ⊙ Tuesday, Thursday and Saturday only.

▲ Arrives and departs from C. St. P. M. & O. Webster St. Station, Omaha.

■ Via Texas Motor Coaches. H Conditional stop.

Time between 12.01 midnight and 12.00 noon shown in light face type.

Time from 12.01 noon to 12.00 midnight shown in heavy face type.



OVERLAND TERMINAL WAREHOUSE

Alameda & Olympic

Los Angeles

FRANK STRONG,
President

GORDON ROSS,
Manager

SERVED BY

Union Pacific Railroad

General Merchandise Storage

U. S. Customs Bonded Warehouse No. 11

Cool Room Accommodations. Contents Insurance 10.8c

CALIFORNIA'S MOST MODERN WAREHOUSE
OFFERING EVERY STORAGE CONVENIENCE AND FACILITY

Write us direct or nearest General Agent Union Pacific

Eastern Associates:

CROOKS TERMINAL WAREHOUSES, Inc.
Chicago, Kansas City, New York

TRAIN-AUTO SERVICE

If you've ever said: "I'd much rather travel by train, but I need a car when I arrive at my destination," here's news that will interest you. There is now available in many of the larger cities and towns along the Union Pacific and other western railroads, a new, convenient, time-saving **TRAIN-AUTO Service.**

This means you can now combine the speed, safety and comfort of Union Pacific train service with the convenience of automobiles, for local use. When buying your railroad transportation, simply ask your Union Pacific ticket agent or representative to wire ahead to any of the points where this service is maintained and reserve an automobile for you. Then, when you arrive at your destination, a current model, five-passenger sedan, conventional in appearance and without identification signs of any kind, will be yours for as long as you need it.

And — the cost is moderate per mile, per hour, per day or per week. The low rental charge includes gas, oil, maintenance and insurance protection. For the ultimate in travel convenience and economy — ask for information on Union Pacific's **TRAIN-AUTO Service.**

Connecting Lines Train Service

Connections at Seattle

	358	360	Great Northern	359	355	
	6.00	8.15	Lv Seattle..... Wash. Ar	12.45	10.00	
	6.56	9.15	" Everett..... " Lv	11.50	9.05	
	9.10	11.30	" Bellingham..... " Lv	9.55	7.07	
	10.50	1.35	" New Westminster. B.C. Lv	8.24	5.39	
	11.15	2.05	Ar Vancouver..... " Lv	8.00	5.15	

C. P. S. S.

	11.00	8.00	Lv Seattle..... Wash. Ar	9.35	7.00	
		12.30	Ar Victoria..... B. C. Lv	4.15		
	12.00	1.30	Lv Victoria..... " Ar	3.15	7.00	
	7.00	8.00	Ar Vancouver..... " Lv	10.00	10.30	12.00

P. S. N. Co.

	11.45	Lv Seattle..... Wash. Ar	6.00		
	8.35	Ar Victoria..... B. C. Lv	9.45		

P. S. N. Co.

NOTE:—Daily steamer service between Seattle and Bremerton (U. S. Navy Yard). (29 round trips from 6:15 a.m. to 12:30 a.m.)

Connections at Portland

See Page 27 for service north and south of Portland.

	21	S. P. & S.	24	
	8.00	Lv Portland..... Ar	8.05	
	11.40	Lv Astoria..... Lv	4.45	
	12.30	Ar Seaside..... Lv	3.45	

Connections at Salt Lake City

	39	Western Pacific	40	
	11.35	Lv Salt Lake City..... Ar	7.20	
	6.04	Ar Sacramento..... Lv	12.32	
	7.06	" Stockton..... " Lv	11.33	
	10.30	Ar San Francisco..... Lv	8.35	

Connections at Laramie

	1	L. N. P. & W.	2	
	H8.00	Lv Laramie..... Ar	L2.05	
	9.00	" Millbrook..... Lv	1.10	
	9.50	" Centennial..... " Lv	12.30	
	10.40	" Albany..... " Lv	11.40	
	12.10	" Fox Park..... " Lv	10.30	
	1.52	" Northgate..... " Lv	7.45	
	2.33	" Walden..... " Lv	7.15	
	H3.43	Ar Coalmont..... Lv	L6.00	

Footnotes for Page 56

H Monday, Wednesday and Friday only

L Tuesday, Thursday and Saturday only.

for Women Only!

The sole purpose of the Women's Travel Departments of the Union Pacific is to lend every possible assistance to women who travel. They are staffed by women who are travel experts—ready and willing always to give helpful, intelligent, women's answers to women's questions, without charge.

You will find this accommodating service in **Chicago, Omaha, Denver and Los Angeles.**

THE PROGRESSIVE
UNION PACIFIC RAILROAD

GENERAL INFORMATION

Ticket Offices at all local stations open thirty minutes before departure of passenger trains, affording passengers ample time to procure tickets and get baggage checked before departure of train. Station baggagemen are required to examine tickets before checking baggage. Before entering a train passengers should ascertain from the Ticket Agent or Trainmen whether the train stops at the station which is their destination, in order that no mistakes may occur at Flag or Signal stations.

Persons desiring Coupon Tickets at stations where not regularly sold can obtain them by giving Ticket Agent sufficient notice to enable him to procure them in advance.

Children under 5 years of age free, when accompanied by parent or guardian; 5 years of age and under 12, one-half fare; 12 years of age or over, full fare:

Except that all children of any age occupying space to the exclusion of other passengers are required to hold special service tickets on Streamliner Trains, City of Los Angeles and City of San Francisco.

Special Fare Tickets sold at reduced fares account charity, railroad employe, blind and attendant, DVS, VAH, CCC, CCCC, furlough, etc., are not honored on any of the Streamliner trains. All classes of tickets except furlough are honored on "The Streamliner, City of Denver." Tickets sold account Banana Messengers, Caretakers, or Drivers, CCC and CCCC, will not be honored on the Los Angeles Limited or the San Francisco Overland Limited; except that Caretakers or Drivers tickets will be honored between Chicago and points west of the California-Nevada state line on the San Francisco Overland Limited.

The Federal Revenue Tax Act imposes a tax of five per cent on the amount paid for all transportation within the United States or from and to points outside of the United States. Fares quoted in this folder do not include federal tax.

No person, who because of mental, physical or other disability, is incapable of caring properly for himself or herself will be received as a passenger unless accompanied by a competent attendant, and no contract for transportation or ticket purchased by or for such a person in contravention of this rule shall be valid.

Adjustment of Fares. In case of dispute with Conductors or Agents, pay the fare required, take receipt and write to the General Passenger Traffic Manager, Union Pacific Railroad, Omaha, Nebraska.

Limit on Tickets. All standard local and interline one-way tickets will be limited to 30 days in addition to date of sale. Stop-overs will be allowed at all points within limit, upon application to conductor without deposit of ticket

Redemption of Tickets. Tickets unused, or partly used, will be redeemed under tariff regulations at proper value, after deducting proper tariff charges for service rendered thereon.

Side Trips: Arrangements are in effect whereby passengers may obtain side trips to Colorado Springs, Salt Lake City, Cedar City, Utah, Boulder City, Nev., Ketchum, Idaho (Sun Valley), Seattle and Tacoma on certain tickets without additional charge.

Ask your Local Ticket Agent or Union Pacific representative for details regarding stop-overs, side trips and optional routes.

Baggage Maximums. For passengers presenting full standard ticket, 150 pounds; half ticket, 75 pounds. Free allowances subject to tariff stipulations as to contents, weight, value and size. For Around-the-World and Trans-Pacific passengers, 350 pounds of baggage, not exceeding \$100.00 in value, may be checked without additional charge for each adult ticket, and 175 pounds not exceeding \$50.00 in value for each child traveling on half ticket.

EXCEPTIONS:—Any single piece of baggage, any dimension of which exceeds 72 inches, any that weighs over 300 pounds, or any single shipment valued in excess of \$2,500.00 will not be accepted in baggage service.

Baggage Valuation. Checkable baggage consists of wearing apparel, toilet articles (except liquids) and such personal effects as the passenger may need for use and comfort while on the journey. *Dishes, glassware, liquids, radios, etc., are not checkable and should not be included in baggage. Cedar chests will not be accepted as containers of checkable baggage.*

Passengers are urged, for the convenience and comfort of themselves and others on the train, to check all of their hand baggage except that actually needed for personal use enroute. It will be given best of care in the baggage car and be quickly available at the end of the journey.

See footnote at bottom of page 6 regarding a distinctive tag for each piece of baggage to be handled on certain Streamliner Trains.

The value of baggage must be declared at time of checking on prescribed form in passenger's own handwriting. Checkable baggage should be enclosed in strong locked containers and be plainly marked with name and permanent address of owner.

Railroads will not be responsible for loss or damage to articles not properly checkable as baggage, or damage caused to legitimate baggage thereby.

Air-conditioned Trains. Air-conditioned cars have been assigned to regular sections of trains as indicated on pages 8 to 27 of this folder. Every effort is made to provide such cars as specified, but the right is reserved to use non-air-conditioned cars in these trains when traffic or operating necessities require them.

Lost Articles should be inquired for by addressing H. C. Forgy, Manager, Mail Baggage and Express Traffic, Union Pacific Railroad, Omaha, Nebraska.

Raising Grade of Ticket. Provided space desired in sleeping cars is available passengers holding tickets good in coaches may have their ticket raised to intermediate class good in tourist sleeping cars or to first class good in standard sleeping cars on additional collection. Likewise if they hold intermediate class ticket and desire to use standard sleeper, they may have such ticket raised to first class on additional charge. Consult Ticket Agent or Conductor enroute for full information about this arrangement.

Stopping Trains on Signal. Where trains are scheduled to stop only on Flag or Signal, advance notice should be given to Agent or Conductor, as the case may be, so that necessary arrangements may be perfected.

Parmelee Transportation Co. Passenger and Baggage Transfer in Chicago. A uniformed agent of Parmelee Transportation Company will be on incoming trains or at Chicago Passenger Stations near the train gates to arrange for the transfer of passengers and baggage to other railroad stations or to loop hotels; also for delivery of baggage to any address in Chicago, and some suburbs.

Passengers holding through tickets and wishing to visit in Chicago between trains, may, on arrival in Chicago, deliver their hand baggage to Parmelee Company's Agent and secure claim check for it. The baggage will be transferred to the parcel room of the station from which departure will be made and should be claimed on presentation of the claim check. The charge, on presentation of transfer coupon, including the parcel room fee for the first 24 hours, is only 10c for each of the first three pieces and 35c for each additional piece over three.

Western Union Telegraph Offices are maintained at all stations, enabling passengers to communicate conveniently at any time with home or business anywhere. Telegram blanks in Pullman cars.

Some Safety Suggestions. Thoughtfulness for your own welfare increases your safety; courtesy toward your fellow travelers enhances the pleasure of your journey. Don't try to get on or off a moving train; let the trainmen stop it for you. Keep hand baggage out of car aisles; all except very heavy parcels may be put in the overhead racks. You may ask the trainmen to handle your baggage for you. This will add to your convenience, and remove a cause of annoyance, possibly of accidents, to others. Don't put your hands or head out of open windows, or throw articles therefrom. If you raise your window see that it is securely latched. Walk carefully when entering or leaving train; high heeled shoes are sometimes a cause of tripping or stumbling on car steps. Don't stand or walk close to the railroad track; and look both ways before starting across.

Pullman Exclusive Occupancy Rate. For Pullman rates and information about exclusive occupancy of sections, bedrooms, drawing-rooms and compartments by one person, see table of Pullman rates on pages 60 and 61. Consult Agent or Pullman Company employes for particulars.

Union Pacific Rail Tickets Good Optionally on Buses of Interstate Transit Lines or Union Pacific Stages, Inc. Tickets good for passage over Union Pacific rail lines between any two points between which the Interstate Transit Lines or Union Pacific Stages, Inc. furnish motor bus service will be honored on motor buses with some exceptions. Consult Agent.

In cases where the Interstate Transit Lines or Union Pacific Stages, Inc. do not parallel the Union Pacific but reach a point located on a branch line of the Union Pacific, rail tickets will be honored to such branch line point by Union Pacific Railroad and from such point by the Interstate Transit Lines or Union Pacific Stages, Inc., or the reverse; provided published round trip rail side trip fare or double local is collected from main line junction and side trip rail coupons are attached to the through ticket.

This applies to all classes of tickets—one-way or round trip—except Caretakers or Drivers tickets, tickets endorsed "Railroad Special Rate Order," or tickets endorsed "not good on Motor Bus." Ask agent for particulars.

Mileage on mile posts reads from Council Bluffs, Iowa, legal eastern terminus of the Union Pacific. Mileage in this folder is shown from Omaha because passengers (for operating reasons) transfer at that point, unless traveling in through trains or cars. This accounts for the difference of 2 or 3 miles between mile post and time table mileage in certain instances.

Not Responsible. The Union Pacific Railroad is not responsible for errors in time tables, inconvenience or damage resulting from delayed trains or failure to make connections; schedules, consists and designations of trains shown herein are subject to change without notice. No responsibility is assumed for unchecked articles left in stations or cars.

From the Office . . . or the Home

Telephone Your Travel Requirements

You'll find your nearest Union Pacific office and our freight and passenger representatives listed on pages 62 and 63.

ROUND TRIP RAIL FARES

Quoted by the Union Pacific Railroad June 20, 1942.

Charges shown do not include federal tax.

For information only and subject to change without notice.

TO FROM	Los Angeles, San Diego, San Francisco, California				Portland, Oregon; Tacoma, Seattle, Washington				Spokane, Walla Walla, Washington; Lewiston, Idaho				Ogden, Salt Lake City, Utah			
	3 Months Limit			6 Mos. Limit	3 Months Limit			6 Mos. Limit	3 Months Limit			6 Mos. Limit	3 Months Limit			6 Mos. Limit
	Std'd rd	Std'd rd Inter-mediate	Coach Inter-mediate	Coach	Std'd rd	Std'd rd Inter-mediate	Coach Inter-mediate	Coach	Std'd rd	Std'd rd Inter-mediate	Coach Inter-mediate	Coach	Std'd rd	Std'd rd Inter-mediate	Coach Inter-mediate	Coach
Aberdeen, S. D.	\$ 92.40	\$ 76.38	\$ 97.00	\$ 68.07	\$*80.60	\$*68.21	\$ 97.00	\$*60.71	\$*70.43	\$*59.68	\$ 88.35	\$*53.54	\$ 62.95	\$ 59.83	\$ 69.10	\$ 52.45
Akron, Ohio	121.75	103.85	97.00	87.10	121.75	103.85	97.00	87.10	106.10	95.15	88.35	79.50	87.75	75.90	69.10	67.30
Albany, N. Y.	148.95	131.05	110.45	101.10	148.95	131.05	110.45	101.10	135.45	124.50	108.70	99.85	117.05	105.25	89.45	87.70
Ann Arbor, Mich.	115.10	97.20	92.40	82.50	115.10	97.20	92.40	82.50	99.45	88.50	83.70	74.85	81.05	69.25	64.45	62.70
Atlanta, Ga.	117.35	100.30	91.40	82.05	128.80	110.85	97.90	88.55	118.20	102.15	88.35	81.45	99.35	90.25	75.20	73.45
Baltimore, Md.	145.45	128.40	108.05	98.70	145.45	128.40	108.05	98.70	132.55	121.65	106.83	97.68	114.20	102.40	87.28	85.48
Binghamton, N. Y.	144.10	126.20	108.45	99.10	144.10	126.20	108.45	99.10	129.70	118.75	104.75	95.90	111.35	99.50	85.50	83.75
Birmingham, Ala.	109.85	92.80	86.90	77.55	120.75	101.70	93.65	84.30	110.10	93.00	87.90	77.90	91.65	81.95	72.15	70.35
Boston, Mass.	160.20	142.30	116.45	106.90	160.20	142.30	116.45	106.90	147.75	136.80	116.45	106.90	130.35	118.55	98.35	96.60
Buffalo, N. Y. Stnd.	132.70	114.80	104.60	94.70	132.70	114.80	104.60	94.70	117.05	106.10	95.90	87.05	98.65	86.85	76.65	74.90
Buffalo, N. Y. Dist.	129.60	111.65	101.30	91.40	129.60	111.65	101.30	91.40	113.90	102.95	92.60	83.75	95.55	83.70	73.35	71.60
Canton, Ohio	122.70	104.80	97.55	87.65	122.70	104.80	97.55	87.65	107.05	96.10	88.90	80.05	88.65	76.85	69.65	67.85
Cedar Rapids, Ia.	93.95	76.15	71.45	68.15	90.95	75.01	67.90	66.71	80.30	69.32	64.15	59.20	69.25	59.35	47.85	46.05
Charleston, W. Va.	125.40	107.85	97.90	88.55	126.80	109.75	97.90	88.55	115.35	101.35	91.75	83.45	96.20	85.15	75.70	73.90
Charlotte, N. C.	131.65	114.60	100.00	90.65	139.35	121.65	104.25	94.90	128.75	113.20	101.20	87.75	109.90	100.80	81.45	79.65
Chattanooga, Tenn.	114.50	97.45	89.65	80.30	121.35	103.55	93.40	84.05	110.70	95.10	87.95	76.95	91.85	82.80	70.70	68.90
Chicago, Ill.	99.35	81.40	76.10	71.50	99.35	81.40	76.10	71.50	83.70	72.75	63.90	53.50	63.90	53.50	51.70	49.90
Cincinnati, Ohio	116.00	99.05	91.10	74.75	116.00	99.05	91.10	74.75	102.35	90.25	82.40	74.10	84.00	72.15	66.45	64.70
Cleveland, Ohio Stnd.	121.05	103.05	96.45	86.55	121.05	103.05	96.45	86.55	105.35	93.40	87.80	78.95	86.95	75.15	68.55	66.75
Cleveland, Ohio Dist.	118.90	101.00	94.25	84.35	118.90	101.00	94.25	84.35	103.25	92.20	85.60	76.45	84.55	72.75	66.35	64.55
Clinton, Ia.	98.05	79.71	74.45	70.80	94.70	78.36	73.05	69.45	81.70	69.67	61.80	52.55	61.80	52.55	51.44	49.64
Columbus, Ohio	119.30	101.35	95.25	85.35	119.30	101.35	95.25	85.35	103.60	92.70	86.25	77.70	85.25	73.45	67.30	65.50
Columbia, S. C.	131.10	114.05	99.65	90.30	140.45	122.75	104.90	95.55	129.85	114.30	90.60	111.00	111.00	101.90	82.55	80.75
Dallas, Tex.	\$7.25	\$7.45	\$7.45	\$6.85	\$9.15	\$8.20	\$8.20	\$7.15	\$9.80	\$7.81	\$7.75	\$6.10	\$6.10	\$6.10	\$5.45	\$5.45
Davenport, Ia.	\$7.90	\$7.90	\$7.90	\$6.80	\$9.70	\$8.36	\$8.36	\$7.35	\$9.80	\$8.25	\$8.25	\$6.75	\$6.75	\$6.75	\$6.10	\$6.10
Dayton, Ohio	116.25	98.35	93.05	83.25	116.25	98.35	93.05	83.25	100.60	89.65	83.05	73.95	82.25	70.40	65.25	63.45
Decatur, Ill.	99.35	81.40	76.10	71.50	99.35	81.40	76.10	71.50	76.75	65.80	56.95	47.95	56.95	46.05	40.25	38.45
Denver, Colo.	66.45	54.40	50.15	47.85	\$6.45	\$5.40	\$5.40	\$4.75	\$6.50	\$5.55	\$5.55	\$4.85	\$5.75	\$4.70	\$4.15	\$3.95
Des Moines, Ia.	89.75	73.55	68.25	64.65	88.30	72.68	67.38	64.38	77.70	63.99	56.79	56.79	56.79	50.09	43.15	41.35
Detroit, Mich.	117.45	99.50	93.95	84.05	117.45	99.50	93.95	84.05	101.75	90.80	85.25	76.40	83.40	71.55	66.00	64.25
Duluth, Minn.	99.35	81.40	76.10	71.50	\$9.45	\$7.72	\$7.72	\$6.52	\$8.38	\$7.29	\$7.29	\$6.09	\$7.25	\$6.09	\$5.45	\$5.25
Erie, Pa.	127.10	109.20	100.75	90.85	127.10	109.20	100.75	90.85	111.45	100.50	92.05	83.20	93.05	81.25	72.80	71.05
Evansville, Ind. via Chicago	147.75	127.10	114.75	104.75	147.75	127.10	114.75	104.75	134.95	123.05	108.05	99.15	114.95	103.05	88.15	86.35
Flint, Mich.	115.65	97.75	92.60	82.10	115.65	97.75	92.60	82.10	100.05	88.15	81.65	73.00	81.65	69.80	61.55	59.80
Ft. Wayne, Ind.	108.75	90.80	88.00	78.10	108.75	90.80	88.00	78.10	93.05	82.10	73.30	64.70	74.70	62.85	54.55	52.75
Grand Rapids, Mich.	111.10	93.15	89.55	79.65	111.10	93.15	89.55	79.65	95.45	84.50	80.85	72.00	77.05	65.25	61.60	59.85
Greensboro, N. C.	134.00	116.95	101.40	92.05	140.45	123.10	105.10	95.75	130.25	114.60	98.60	111.40	102.25	88.35	82.35	80.55
Harrisburg, Pa.	143.40	125.50	107.55	98.20	143.40	125.50	107.55	98.20	128.95	118.00	104.20	95.35	110.55	98.75	84.95	83.20
Hartford, Conn.	153.75	135.80	112.05	102.50	153.75	135.80	112.05	102.50	141.25	130.30	112.05	102.50	123.85	112.05	93.95	92.20
Houston, Tex.	\$8.25	\$8.25	\$8.25	\$7.85	\$9.95	\$8.51	\$8.51	\$7.40	\$9.95	\$8.51	\$8.51	\$7.40	\$8.95	\$7.95	\$7.95	\$7.95
Indianapolis, Ind.	109.95	92.90	88.20	78.95	109.95	92.90	88.20	78.95	95.45	84.70	78.20	69.90	77.05	65.25	61.60	59.85
Jackson, Miss.	\$98.20	\$85.80	\$80.65	\$70.85	\$114.75	\$95.40	\$95.40	\$88.20	\$78.85	\$65.85	\$65.85	\$58.40	\$78.75	\$65.85	\$61.90	\$60.15
Jacksonville, Fla.	129.25	112.20	98.65	89.30	144.95	125.30	108.20	98.85	134.30	116.95	99.95	114.95	114.95	104.25	84.25	82.45
Kansas City, Mo.	83.20	68.15	63.85	59.85	83.20	68.15	63.85	59.85	72.55	59.50	52.25	57.10	47.30	43.20	38.05	36.25
Knoxville, Tenn.	117.35	100.30	91.40	82.05	124.15	106.45	95.10	85.75	113.50	97.95	78.60	94.65	85.60	72.35	66.50	64.75
Lansing, Mich.	112.80	94.90	90.65	80.75	112.80	94.90	90.65	80.75	97.15	86.20	81.95	73.10	78.75	66.95	62.70	60.95
Lima, Ohio	112.55	94.60	90.55	80.65	112.55	94.60	90.55	80.65	96.85	85.90	81.85	73.00	78.50	66.65	62.60	60.85
Lincoln, Neb.	\$91.40	\$77.15	\$77.15	\$67.80	\$104.90	\$87.95	\$87.95	\$77.15	\$91.40	\$77.15	\$77.15	\$66.90	\$77.15	\$66.90	\$60.85	\$59.05
Little Rock, Ark.	\$91.40	\$77.15	\$77.15	\$67.80	\$104.90	\$87.95	\$87.95	\$77.15	\$91.40	\$77.15	\$77.15	\$66.90	\$77.15	\$66.90	\$60.85	\$59.05
Louisville, Ky.	109.95	92.90	88.20	78.95	109.95	92.90	88.20	78.95	95.45	84.70	78.20	69.90	77.05	65.25	61.60	59.85
Madison, Wis.	99.35	81.40	76.10	71.50	99.35	81.40	76.10	71.50	83.70	72.75	63.90	53.50	63.90	53.50	51.70	49.90
Marshalltown, Ia.	91.60	75.21	70.95	66.20	88.30	72.68	67.38	64.38	77.70	63.99	56.79	56.79	56.79	50.09	43.15	41.35
Memphis, Tenn.	\$98.20	\$85.80	\$80.65	\$70.85	\$107.05	\$90.30	\$90.30	\$87.75	\$77.05	\$64.80	\$64.80	\$57.05	\$69.40	\$56.75	\$52.80	\$51.05
Miami, Fla.	148.15	131.10	110.00	100.65	163.85	144.20	119.80	110.45	153.25	135.85	103.35	133.75	123.15	105.60	95.60	93.80
Milwaukee, Wis.	99.35	81.40	76.10	71.50	99.35	81.40	76.10	71.50	83.70	72.75	63.90	53.50	63.90	53.50	51.70	49.90
Mpls. St. Paul, Minn.	99.35	81.40	76.10	71.50	99.35	81.40	76.10	71.50	83.70	72.75	63.90	53.50	63.90	53.50	51.70	49.90
Montgomery, Ala.	109.85	92.80	86.90	77.55	125.50	105.90	92.90	83.90	112.95	97.68	83.99	75.19	85.20	73.30	67.45	65.65
Nashville, Tenn.	109.85	92.80	86.90	77.55	125.50	105.90	92.90	83.90	112.95	97.68	83.99	75.19	85.20	73.30	67.45	65.65
New Haven, Conn.	153.75	135.80	112.05	102.50	153.75	135.80	112.05	102.50	141.25	130.30	112.05	102.50	123.85	112.05	93.95	92.20
New Orleans, Ia.	\$98.20	\$85.80	\$80.65	\$70.85	\$120.75	\$105.90	\$105.90	\$96.75	\$86.90	\$73.90	\$73.90	\$66.40	\$84.80	\$75.70	\$66.45	\$64.65
New York, N. Y. Stnd.	153.75	135.80	112.05	102.50	153.75	135.80	112.05	102.50	141.25	130.30	112.05	102.50	123.85	112.05	93.95	92.20
New York, N. Y. Dist.	149.75	131.85	108.75	99.40	149.75	131.85	108.75	99.40	137.00	126.05	108.35	99.40	118.65	106.80	89.10	87.35
Newark, N. J.	153.35	135.45	111.80	102.30	153.35	135.45	111.80	102.30	140.70	129.75	111.80	102.30	122.35	110.50	93.10	91.30
Norfolk, Va.	146.15	129.10	109.75	100.40	148.60	131.55	109.75	100.40	145.95	128.90	105.75	97.45	119.10	107.65	91.02	89.22
Oklahoma City, Okla.	\$87.25	\$71.45	\$71.45	\$62.85	\$93.10	\$76.93	\$76.93	\$67.90	\$82.45	\$68.24	\$68.24	\$60.30	\$61.10	\$61.10	\$55.45	\$53.65
Omaha, Neb.	83.20	68.15	63.85	59.85	83.20	68.15	63.85	59.85	72.55	59.50	52.25	57.10	47.30	43.20	38.05	36.25

ROUND TRIP RAIL FARES

Quoted by the Union Pacific Railroad June 20, 1942. Charges shown do not include federal tax. For information only and subject to change without notice.

TO FROM	Sun Valley, Idaho Ketchum, Idaho				West Yellowstone Montana and Victor, Idaho (A)		Cedar City, Utah To Zion, Bryce and Grand Canyon Nat'l Parks (A)		West Yellowstone Cedar City Combined Tours (A)		Denver, Colorado Springs, Pueblo, Boulder, Greeley, Ft. Collins, Colorado.		Explanation of Symbols on pages 58 and 59	
	3 Months Limit		21 Day Limit	3 Mos. Limit	6 Mos. Limit	Oct. 31st *Limit	21 Day *Limit	Oct. 31st *Limit	21 Day *Limit	Oct. 31st *Limit	21 Day *Limit	Oct. 31st *Limit		21 Day *Limit
	Std'd rd	Std'd rd Inter- mediate	Std'd rd	Coach Inter- mediate	Coach	Std'd rd	Std'd rd	Std'd rd	Std'd rd	Std'd rd	Std'd rd	Std'd rd		Std'd rd
Aberdeen, S. D.	\$ 71.75	\$ 69.45	\$ 53.95	\$.	\$ 60.25	\$*50.46	\$*37.53	\$ 64.35	\$ 48.60	\$ 71.85	\$ 55.45	\$ 47.85	\$ 36.55	
Akron, Ohio	96.55	87.95	83.45	81.15	76.00	87.75	76.65	89.15	78.10	92.60	80.60	69.80	62.00	
Albany, N. Y.	125.85	117.30	110.10	101.50	96.40	117.05	103.30	118.45	104.75	121.90	107.25	99.15	88.55	
Ann Arbor, Mich.	89.85	81.30	76.90	76.50	71.40	81.05	82.50	104.45	75.45	85.90	73.95	63.15	55.35	
Atlanta, Ga.	109.60	102.35	92.85		83.55	102.75	86.10	104.15	87.50	107.65	91.35	72.75	62.20	
Baltimore, Md.	123.00	114.40	107.50	99.33	94.18	114.20	100.70	115.60	102.15	119.05	104.65	96.25	84.90	
Binghamton, N. Y.	120.15	111.55	105.35	97.55	92.40	111.35	98.60	112.75	100.00	116.20	102.55	93.40	83.90	
Birmingham, Ala.	102.95	94.05	84.60		80.90	94.15	77.85	95.60	79.25	99.30	83.50	63.65	53.95	
Boston, Mass.	139.15	130.55	121.50	110.40	105.25	129.35	114.70	131.80	116.15	134.20	118.65	112.40	100.05	
Buffalo, N. Y. Stnd.	107.45	98.90	93.85	88.70	83.60	98.75	87.05	100.15	88.50	107.55	92.75	80.75	72.40	
Buffalo, N. Y. Diff.	104.35	95.80	90.75	85.40	80.30	95.55	84.00	96.95	85.40	100.40	87.95	77.60	69.30	
Canton, Ohio	97.45	88.90	84.35	81.70	76.55	88.65	77.60	90.10	79.05	93.50	81.55	70.75	62.90	
Cedar Rapids, Ia.	68.15	65.55	55.35		55.70	59.35	48.55	60.80	49.95	66.71	53.06	38.75	31.75	
Charleston, W. Va.	105.75	97.20	91.75	87.75	82.60	96.95	85.00	98.40	86.40	101.80	88.95	74.20	65.25	
Charlotte, N. C.	120.20	112.90	103.90		89.80	113.20	97.15	114.60	98.55	118.10	101.10	85.00	73.30	
Chattanooga, Tenn.	102.10	94.85	87.60		79.05	95.20	80.85	96.65	82.30	100.10	84.80	67.00	57.05	
Chicago, Ill.	74.10	65.55	61.05		60.40	65.30	54.25	66.75	55.70	70.15	56.20	47.40	39.55	
Cincinnati, Ohio	92.30	84.20	79.20		73.50	78.40	67.35	72.95	64.45	80.95	76.20	61.50	56.85	
Cleveland, Ohio Stnd.	95.75	87.20	82.65	80.60	73.45	86.95	72.90	85.40	77.35	91.80	79.85	69.05	61.20	
Cleveland, Ohio Diff.	93.65	85.10	80.60	78.40	73.25	84.85	73.80	86.30	75.25	89.70	77.75	66.95	59.15	
Clinton, Ia.	71.05	65.55	57.55		59.25	61.75	50.75	63.65	52.15	67.35	54.70	42.75	35.30	
Columbus, Ohio	94.05	85.45	80.95	79.35	74.25	85.25	74.20	86.70	75.65	90.10	78.15	67.30	59.50	
Columbia, S. C.	121.30	114.00	104.90		90.50	114.30	98.10	115.70	99.55	119.20	102.10	86.10	74.30	
Dallas, Tex.	\$*76.50	\$*65.85	\$*55.25		\$*45.25	\$*61.95	\$*39.05	\$*73.20	\$*60.50	\$*83.25	\$*71.40	\$*53.80	\$*31.80	
Davenport, Ia.	70.75	64.61	59.75		53.25	61.95	53.55	63.55	53.55	67.85	55.56	43.30	36.00	
Dayton, Ohio	91.05	82.45	77.95	77.30	72.15	82.25	71.15	83.65	72.60	87.10	75.10	64.20	56.50	
Decatur, Ill.	X76.95	X67.65	X63.25		X62.25	X68.15	X56.45	X69.60	X57.90	X73.11	X60.46	X50.25	X41.90	
Denver, Colo.	41.45	39.40	38.60		35.05	40.45	31.80	41.90	33.25	49.35	43.15			
Des Moines, Ia.	68.15	62.17	52.70		50.95	59.35	45.90	60.80	47.30	66.71	53.06	33.15	27.60	
Detroit, Mich.	92.20	83.60	79.10	78.05	72.95	83.40	72.35	84.80	73.75	88.25	76.30	65.45	57.65	
Duluth, Minn.	81.55	70.59	62.90		62.30	\$*63.93	\$*47.65	75.80	57.55	83.30	64.40	55.45	41.55	
Erie, Pa.	101.85	93.30	88.70	84.85	79.75	93.05	85.95	94.50	83.40	97.90	85.90	75.15	67.25	
Evansville, Ind. via Chicago.	84.20	76.10	71.65		73.35	77.45	65.05	74.35	66.45	82.65	69.00	57.30	50.45	
Flint, Mich.	90.40	81.85	77.35	76.75	71.60	81.60	70.55	83.05	72.00	86.45	74.50	63.70	55.90	
Ft. Wayne, Ind.	83.50	74.90	70.40	72.10	67.00	84.70	63.65	76.10	65.05	79.55	67.60	56.75	48.95	
Grand Rapids, Mich.	85.85	77.30	72.75	73.65	68.55	77.05	66.00	78.50	67.45	81.90	69.95	59.15	51.30	
Greensboro, N. C.	121.60	114.30	105.20		90.70	114.05	98.45	115.50	99.90	118.90	102.40	86.35	74.65	
Harrisburg, Pa.	119.35	110.80	104.65		91.85	110.55	97.85	111.95	99.30	115.40	101.80	92.65	83.20	
Hartford, Conn.	\$*86.35	\$*75.65	\$*65.00		\$*54.30	\$*70.00	\$*58.00	\$*83.60	\$*69.40	\$*91.10	\$*76.20	\$*58.30	\$*47.20	
Houston, Tex.	85.85	77.30	72.75	73.65	68.55	77.05	66.00	78.50	67.45	81.90	69.95	59.15	51.30	
Indianapolis, Ind.	94.80	86.30	81.75	80.80	75.90	90.80	75.65	92.25	77.05	99.00	82.85	55.85	46.75	
Jackson, Miss.	126.90	118.25	106.10		93.80	118.15	99.35	119.55	100.75	123.50	105.25	87.60	75.45	
Jacksonville, Fla.	66.55	59.35	53.40		53.50	57.75	46.60	59.20	44.05	66.71	54.90	30.65	22.70	
Kansas City, Mo.	104.95	97.65	90.20		80.70	98.05	83.45	99.50	84.85	102.95	87.40	69.85	59.60	
Knoxville, Tenn.	87.55	79.00	74.45	74.75	69.65	78.75	67.70	80.20	69.15	83.60	71.65	60.85	53.00	
Lansing, Mich.	87.00	78.70	74.25	74.65	69.50	78.25	67.45	79.95	68.85	83.35	71.40	60.55	52.75	
Lima, Ohio	60.05	54.95	45.50		44.70	53.15	38.70	54.60	40.10	62.10	46.95	32.25	25.95	
Lincoln, Neb.	\$*88.65	\$*77.95	\$*67.25		\$*56.50	\$*79.85	\$*65.20	\$*81.25	\$*66.70	\$*87.40	\$*73.30	\$*54.20	\$*38.15	
Little Rock, Ark.	92.60	83.35	77.35	77.45	72.35	83.80	70.55	85.25	72.00	88.65	74.55	57.35	50.60	
Louisville, Ky.	74.10	68.29	61.05		63.15	65.30	54.25	66.75	55.70	70.15	58.26	47.40	39.90	
Madison, Wis. (via Chicago)	68.15	63.84	52.70		52.65	59.35	45.90	60.80	47.30	66.71	53.06	35.45	29.45	
Marshalltown, Ia.	89.00	85.00	72.05	82.40	72.45	80.20	65.30	81.60	66.70	87.35	72.35	64.65	44.40	
Memphis, Tenn.	145.80	137.60	123.15		117.50	136.40	123.90	141.60	127.90	147.35	132.70	106.55	92.50	
Miami, Fla.	145.80	137.60	123.15		117.50	136.40	123.90	141.60	127.90	147.35	132.70	106.55	92.50	
Milwaukee, Wis.	74.10	63.99	56.30		55.70	\$*59.38	\$*44.35	66.75	50.95	74.25	57.80	46.85	35.85	
Minneapolis, St. Paul, Minn.	107.45	99.45	88.65		84.10	98.75	81.90	100.15	83.35	104.70	88.40	68.20	58.05	
Montgomery, Ala.	93.65	86.40	80.05		74.00	86.80	73.25	88.20	74.70	91.70	77.20	60.25	51.65	
Nashville, Tenn.	132.65	124.10	115.65	106.00	100.85	122.85	108.20	125.30	110.35	127.70	112.15	105.95	94.20	
New Haven, Conn.	101.85	99.90	87.05	90.80	79.90	95.35	80.30	99.60	80.65	104.00	87.35	66.40	50.35	
New Orleans, La.	131.70	123.10	114.95	105.55	100.45	122.90	108.20	124.30	109.65	127.75	112.15	104.95	93.50	
New York, N. Y. Stnd.	127.45	119.85	111.00	101.15	96.05	118.65	104.25	120.65	105.65	124.50	108.20	100.70	89.55	
New York, N. Y. Diff.	131.15	122.55	114.60	105.15	100.00	122.35	107.80	123.75	109.25	127.20	111.75	104.40	93.15	
Newark, N. J.	128.30	119.70	112.05	103.07	97.92	119.50	105.25	120.95	106.70	124.35	109.20	96.00	83.80	
Norfolk, Va.	\$*76.60	\$*61.75	\$*51.85		\$*41.75	\$*68.55	\$*55.00	\$*70.00	\$*57.45	\$*77.50	\$*64.10	\$*47.30	\$*31.80	
Oklahoma City, Okla.	61.45	55.65	47.60		44.70	53.15	40.80	54.60	42.20	62.10	49.05	30.65	22.70	
Omaha, Neb.	75.80	70.85	62.60		60.70	67.00	55.80	68.45	57.20	73.01	59.70	54.95	44.40	
Oshkosh, Wis.	74.10	64.61	62.15		60.40	65.30	55.35	66.75	56.80	70.15	59.35	42.55	35.50	
Peoria, Ill.	125.05	117.25	110.20		113.60	124.50	117.50	124.50	119.40	132.50	120.20	107.40	95.35	
Philadelphia, Pa.	103.90	95.30	90.50	86.20	81.05	95.10	83.70	96.55	85.15	99.95	87.65	77.15	69.05	
Pittsburgh, Pa.	146.40	137.85	128.75	115.25	110.10	136.60	121.95	139.05	123.40	143.45	125.90	119.70	107.30	
Portland, Me. not via Montreal	127.50	118.25	108.75	102.65	97.20	118.70	101.95	120.15	103.40	121.55	105.90	92.15	80.30	
Richmond, Va.	74.													

PULLMAN SLEEPING CAR RATES

See Page 61 for Rates for Upper Berths, Drawing Rooms, Compartments, Bedrooms, Roomettes, etc., Based on Applicable Lower Berth Rate between Points of Service Shown below. Charges Shown Do Not Include Federal Tax.

Chicago		St. Paul Minneapolis		Co. Bluffs Omaha		St. Louis		Kansas City		Denver		BETWEEN		Salt Lake City		Butte		Portland		Seattle Tacoma		Los Angeles		San Francisco			
Double Lower Berth	Standard Berth	Double Lower Berth	Standard Berth	Double Lower Berth	Standard Berth	Double Lower Berth	Standard Berth	Double Lower Berth	Standard Berth	Double Lower Berth	Standard Berth	Double Lower Berth	Standard Berth	Double Lower Berth	Standard Berth	Double Lower Berth	Standard Berth	Double Lower Berth	Standard Berth	Double Lower Berth	Standard Berth	Double Lower Berth	Standard Berth	Double Lower Berth			
\$14.75	\$9.85	\$14.20	\$9.50	\$11.30	\$7.55	\$14.75	\$9.85	\$11.90	\$7.95	\$9.85	\$6.60	\$8.45	\$5.65	Boise	Ida.	\$3.50	\$2.35	\$4.65	\$3.10	\$4.65	\$3.10	\$6.15	\$4.10	\$10.40	\$6.95	\$10.40	\$6.95
12.20	8.15	12.20	8.15	9.25	6.20	11.90	7.95	9.85	6.60	8.10	5.40	8.70	5.40	Butte	Mont.	4.10	2.75	7.00	4.50	6.70	4.50	P 6.70	4.50	10.40	6.95	10.40	6.95
14.80	9.85	14.80	9.85	12.20	8.45	14.80	9.85	9.60	6.60	8.70	5.40	8.70	5.40	Cedar City	Utah	2.95	2.00	7.00	4.50	10.75	7.15	12.20	8.15	5.25	3.50	9.60	6.40
8.45	5.65	7.85	5.25	4.95	3.30	8.45	5.65	6.40	4.30	8.45	5.65	8.45	5.65	Cheyenne	Wyo.	4.95	3.30	6.70	4.50	11.90	7.95	11.90	7.95	11.90	7.95	11.90	7.95
8.45	5.65	7.85	5.25	4.95	3.30	8.45	5.65	6.40	4.30	8.45	5.65	8.45	5.65	Chicago	Ill.	11.90	7.95	12.20	8.15	18.25	12.20	18.25	12.20	18.25	12.20	18.25	12.20
D11.90	7.95	D12.20	8.15	D 9.25	6.20	D11.90	7.95	D 9.85	6.60	D 6.40	4.30	D 6.40	4.30	Denver	Colo.	5.80	3.85	8.10	5.40	12.20	8.15	12.20	8.15	12.75	8.50	12.75	8.50
3.50	2.35	4.35	2.95	2.95	2.00	3.50	2.35	4.35	2.95	4.95	3.30	4.95	3.30	Idaho Falls	Ida.	2.95	2.00	2.95	2.00	6.70	4.50	8.10	5.40	8.70	5.85	9.60	6.40
13.90	9.25	13.35	8.95	10.40	6.95	13.90	9.25	11.00	7.40	7.55	5.10	7.55	5.10	Kansas City	Mo.	9.85	6.60	9.85	6.60	15.35	10.25	15.35	10.25	15.35	10.25	15.35	10.25
15.65	10.45	15.35	10.25	12.75	8.50	15.65	10.45	13.60	9.10	9.60	6.40	9.60	6.40	Ketchum (Sun Valley)	Ida.	3.20	2.15	5.50	3.70	5.80	3.85	M 7.55	M 5.10	9.85	6.60	9.85	6.60
15.65	10.45	15.65	10.45	12.75	8.50	16.20	11.00	13.35	8.10	11.30	7.55	11.30	7.55	Las Vegas	Nev.	4.10	2.75	7.85	5.25	11.90	7.95	13.35	8.95	3.20	2.15	G 6.70	G 4.50
18.25	12.20	18.25	12.20	15.35	10.25	17.35	11.55	15.35	10.25	12.75	8.50	12.75	8.50	Lawston	Ida.	6.95	4.65	4.35	3.20	2.15	4.35	3.20	13.90	9.25	H 9.60	H 6.40	
14.75	9.85	14.50	9.70	11.55	7.70	14.75	9.85	12.20	8.15	8.10	5.40	8.10	5.40	Los Angeles	Calif.	6.95	4.65	10.40	6.95	L 9.60	L 6.40	E 11.00	E 7.40	10.40	6.95	10.40	6.95
2.95	2.00	2.95	2.00	2.95	2.00	4.35	2.95	4.35	2.95	7.85	5.25	7.85	5.25	Lund	Utah	2.95	2.00	6.15	4.10	10.75	7.15	12.20	8.15	4.95	3.30	G 8.45	G 5.65
11.90	7.95	11.90	7.95	9.25	6.20	11.90	7.95	9.85	6.60	5.80	3.85	5.80	3.85	Minneapolis	Minn.	11.90	7.95	12.20	8.15	18.30	12.25	18.30	12.25	18.25	12.20	18.25	12.20
3.50	2.35	2.95	2.00	3.50	2.35	3.50	2.35	2.95	2.00	4.95	3.30	4.95	3.30	Ogden	Utah	9.25	6.20	9.25	6.20	15.35	10.25	15.35	10.25	15.35	10.25	15.35	10.25
15.35	10.25	15.65	10.45	12.75	8.50	14.75	9.85	13.35	8.95	9.85	6.60	9.85	6.60	Omaha-Co. Bluffs	Ida.	5.80	3.85	5.25	3.55	2.95	N 4.10	N 2.75	12.75	8.50	H 9.30	H 6.30	
11.90	7.95	12.20	8.15	9.25	6.20	11.90	7.95	9.85	6.60	6.15	4.10	6.15	4.10	Pocatello	Ida.	2.35	2.00	2.95	2.00	6.40	4.30	7.85	5.25	8.10	5.40	9.25	6.20
18.25	12.20	18.30	12.25	15.35	10.25	17.35	11.55	15.35	10.25	12.20	8.15	12.20	8.15	Portland	Ore.	7.85	5.25	6.70	4.50	5.80	3.85	8.10	5.40	9.60	6.40	L 6.40	L 4.30
16.50	11.00	16.20	11.00	13.35	8.95	16.50	11.00	14.50	9.70	10.40	6.95	10.40	6.95	Reno	Nev.	4.95	3.30	8.45	5.80	6.40	4.30	8.45	5.80	6.80	4.65	6.80	4.65
18.25	12.20	18.25	12.20	15.35	10.25	17.35	11.55	15.35	10.25	11.90	7.95	11.90	7.95	Sacramento	Cal.	6.40	4.30	8.95	6.80	L 6.15	L 4.10	F 7.55	F 5.10	3.50	2.35	3.50	2.35
11.90	7.95	11.90	7.95	9.25	6.20	11.90	7.95	9.85	6.60	5.80	3.85	5.80	3.85	Salt Lake City	Utah	4.10	2.75	4.10	2.75	7.15	5.25	9.25	6.20	6.95	4.65	6.95	4.65
18.25	12.20	18.25	12.20	15.35	10.25	17.35	11.55	15.35	10.25	12.75	8.50	12.75	8.50	San Francisco	Cal.	6.95	4.65	10.40	6.95	L 7.80	L 4.30	C 7.85	C 5.25	3.50	2.35	3.50	2.35
18.25	12.20	18.25	12.20	15.35	10.25	17.35	11.55	15.35	10.25	6.95	4.65	6.95	4.65	Seattle	Wash.	9.25	6.20	P 6.70	P 4.50	2.95	2.00	2.95	2.00	11.00	H 7.40	H 7.85	H 5.25
13.35	8.95	12.80	8.60	9.85	6.60	13.35	8.95	10.40	6.95	4.95	3.30	4.95	3.30	Shoshone	Ida.	2.95	2.00	3.20	2.15	5.80	3.85	R 6.95	R 4.65	9.25	6.20	9.85	6.60
15.35	10.25	15.65	10.45	12.75	8.50	14.75	9.85	13.35	8.95	11.30	7.55	11.30	7.55	Sioux City	Ida.	9.25	6.20	P 11.55	P 7.70	15.35	10.25	15.35	10.25	15.35	10.25	15.35	10.25
2.95	2.00	3.50	2.35	3.50	2.35	3.50	2.35	2.95	2.00	7.85	5.25	7.85	5.25	Spokane	Wash.	7.85	5.25	P 3.50	P 2.35	3.50	2.35	P 3.50	P 2.35	A 13.05	A 8.70	H 9.85	H 5.85
2.95	2.00	2.95	2.00	2.95	2.00	4.35	2.95	4.35	2.95	7.85	5.25	7.85	5.25	St. Paul	Mo.	11.90	7.95	11.90	7.95	17.35	11.55	17.35	11.55	17.35	11.55	17.35	11.55
13.90	9.25	13.35	8.95	10.40	6.95	13.90	9.25	11.00	7.40	7.55	5.10	7.55	5.10	Sun Valley (Ketchum)	Ida.	11.90	7.95	12.20	8.15	18.30	12.25	18.30	12.25	18.25	12.20	18.25	12.20
18.25	12.20	18.30	12.25	15.35	10.25	17.35	11.55	15.35	10.25	12.20	8.15	12.20	8.15	Tacoma	Wash.	9.25	6.20	P 6.70	P 4.50	2.95	2.00	2.95	2.00	10.40	H 6.95	H 7.55	H 5.10
11.90	7.95	12.20	8.15	9.25	6.20	11.90	7.95	9.85	6.60	7.85	5.25	7.85	5.25	Victor	Ida.	2.95	2.00	2.95	2.00	8.10	5.40	8.10	5.40	9.60	6.40	9.85	6.60
15.35	10.25	15.65	10.45	12.75	8.50	14.75	9.85	13.35	8.95	10.75	7.15	10.75	7.15	Walla Walla	Wash.	6.40	4.30	7.90	5.80	2.95	2.00	2.95	2.00	H 12.50	H 8.40	H 9.30	H 6.30
D11.90	7.95	D12.20	8.15	D 9.25	6.20	D11.90	7.95	D 9.85	6.60	D 6.40	4.30	D 6.40	4.30	West Yellowstone	Mont.	2.95	2.00	2.95	2.00	8.10	5.40	8.10	5.40	9.60	6.40	9.60	6.40

Lower Standard Berth Rate Between Las Vegas, Nevada and Cedar City, Utah, \$2.95.

- (A) Via Salt Lake City.
 (B) From Salt Lake City. From Ogden, lower berth, \$3.50.
 (C) Via Southern Pacific Company and Portland. From Tacoma lower standard berth, \$7.55. Lower tourist berth, \$5.10.
 (D) Also applies via Ogden. Where through car is operated via Salt Lake City charge for side trip Ogden to Salt Lake City and return with privilege of occupying car at Salt Lake City during one-half day's stop-over is \$1.20. When change of cars is necessary and passengers transfer at Salt Lake City instead of Ogden there is no

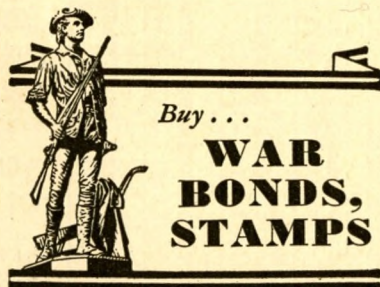
- charge for the side trip.
 (E) Via Southern Pacific Company and Portland. From Tacoma, lower standard berth, \$10.40.
 (F) Via Southern Pacific Company and Portland. From Tacoma, lower berth, \$6.95. Lower tourist berth, \$4.65.
 (G) Via Los Angeles.
 (H) Via Southern Pacific Co. and Portland.
 (K) From Tacoma, lower standard berth, \$8.70. Lower tourist berth, \$5.85.
 (L) Via Southern Pacific Co.

- (M) From Tacoma, lower standard berth, \$6.95. Lower tourist berth, \$4.65.
 (N) From Tacoma, lower standard berth, \$3.50. Lower tourist berth, \$2.35.
 (P) Via Direct Lines.
 (Q) From Tacoma, lower standard berth, \$5.80.
 (R) From Tacoma, lower standard berth, \$6.70. Lower tourist berth, \$4.50.
 • Standard Berth rates to and from Denver and west apply via Omaha or via Kansas City.
 ♦ Tourist Berth rates apply via Kansas City only.

Bedroom Rates: Bedrooms are available on most Union Pacific trains, including the Streamliner trains. See equipment pages 8 to 27 inclusive. Double bedrooms have upper and lower berths. Duplex-Single Bedrooms have only one berth. (See table on opposite page). When occupied by one person, only one rail ticket required.

Exclusive Space Occupancy by One Person: One and one-fourth railroad tickets must be purchased for exclusive use of drawing-room; one and one-tenth tickets for compartment; one full ticket for a section. Exception: Only one rail ticket is required for use of a compartment between Chicago, Ill. and Butte, Mont. or Pendleton, Ore. and points north and west thereof (also West Yellowstone, Mont. and Victor, Idaho).

These rates are compiled from Current Pullman Co. tariffs and published as a convenience for patrons. Subject to change without notice.



Buy...
**WAR
 BONDS,
 STAMPS**

Doing Our Share

UNION PACIFIC is doing its share to meet the nations' vital need for dependable transportation. It's a job we're proud to do. Over "the strategic middle route" connecting East with West, our gigantic locomotives are hauling not only war materials but also thousands of Uncle Sam's men in uniform.

Thus, it is apparent that travelers may not always find it possible to obtain their preferred accommodations. Perhaps only coach seats or upper berths will be available. To Union Pacific patrons, whom we have had the pleasure of serving and will continue to serve to the best of our ability, we would like to express our thanks for their cooperation.

UNION PACIFIC RAILROAD

Table of Rates for Various Accommodations in Standard Pullman Sleeping Cars

(Charges shown do not include federal tax)

Where Lower Berth Rate is	Upper Berth Rate is	Standard Pullman Sleeping Cars										Tourist Sleeping Cars					
		Section for one Person [One] [Bed] is	Section for two Persons [One] [Bed] is	Roomette for one Person is	Roomette for two Persons is	Duplex Single Room for one Person is	Duplex Single Room for two Persons is	Bed Room for one Person is	Bed Room for two Persons is	Bed R'm Suite for two or more Persons is	Com-part'm't for one Person is	Com-part'm't for two Persons is	Drawing Room for one Person is	Drawing Room for two Persons is	Lower Berth rate is	Upper Berth rate is	
2.35	1.80	3.10	3.60	3.50	4.00	3.75	4.20	4.20	4.20	4.65	8.10	4.65	6.95	5.80	8.10	1.55	1.25
2.65	2.00	3.55	4.10	3.80	4.30	4.20	4.75	4.75	5.25	5.25	9.25	5.25	7.55	6.70	9.25	1.80	1.35
2.95	2.20	3.95	4.55	4.10	4.65	4.65	5.25	5.25	5.75	6.40	10.40	5.80	8.10	7.30	10.40	2.00	1.50
3.20	2.45	4.30	4.95	4.50	5.15	5.15	5.75	6.40	6.95	7.55	11.55	6.40	9.25	8.10	11.55	2.15	1.65
3.50	2.65	4.65	5.35	4.90	5.60	5.60	6.30	6.30	6.95	7.55	12.75	6.95	9.85	8.70	12.75	2.35	1.80
4.10	3.10	5.45	6.30	5.70	6.50	6.50	7.35	7.35	8.10	8.10	15.05	8.10	11.55	10.15	15.05	2.75	2.10
4.35	3.30	5.85	6.75	6.15	6.95	6.95	7.85	7.85	8.70	8.70	16.20	8.70	12.20	11.00	16.20	2.95	2.20
4.65	3.55	6.20	7.10	6.50	7.45	7.45	8.40	8.40	9.25	9.25	17.20	9.25	13.35	11.55	17.20	3.10	2.40
4.95	3.75	6.60	7.60	6.90	7.90	7.90	8.90	8.90	9.85	9.85	18.20	9.85	14.35	12.45	18.20	3.30	2.55
5.25	4.00	7.00	8.05	7.35	8.40	8.40	9.45	9.45	10.40	10.40	19.20	10.40	15.05	13.05	19.20	3.55	2.65
5.50	4.20	7.40	8.50	7.70	8.80	8.80	9.90	9.90	11.00	11.00	20.20	11.00	16.05	13.90	20.20	3.70	2.85
5.80	4.40	7.70	8.90	8.10	9.25	9.25	10.40	10.40	11.55	11.55	21.20	11.55	17.05	14.50	21.20	3.85	3.00
5.85	4.40	7.85	9.05	8.15	9.25	9.25	10.45	10.45	11.65	11.65	21.20	11.65	17.05	14.55	21.20	4.00	3.00
4.95	4.65	8.15	9.45	8.55	9.75	9.75	10.95	10.95	12.20	12.20	22.15	12.20	17.35	15.35	22.15	4.10	3.10
6.40	4.85	8.55	9.85	8.95	10.20	10.20	11.45	11.45	12.75	12.75	23.10	12.75	17.95	15.90	23.10	4.30	3.25
6.70	5.10	8.95	10.30	9.35	10.70	10.70	12.00	12.00	13.35	13.35	24.10	13.35	19.10	16.80	24.10	4.50	3.45
6.95	5.30	9.25	10.70	9.75	11.15	11.15	12.50	12.50	13.90	13.90	25.10	13.90	19.65	17.35	25.10	4.65	3.55
7.00	5.30	9.35	10.80	9.75	11.15	11.15	12.55	12.55	13.90	13.90	25.15	13.90	19.65	17.40	25.15	4.75	3.60
7.55	5.75	10.10	11.65	10.60	12.05	12.05	13.55	13.55	15.05	15.05	26.60	15.05	21.40	18.85	26.60	5.10	3.85
7.85	5.95	10.45	12.05	10.95	12.50	12.50	14.10	14.10	15.65	15.65	27.75	15.65	21.95	19.65	27.75	5.25	4.00
7.90	5.95	10.55	12.10	10.95	12.50	12.50	14.10	14.10	15.65	15.65	27.75	15.65	21.95	19.70	27.75	5.30	4.05
8.10	6.20	10.80	12.45	11.35	13.00	13.00	14.60	14.60	16.20	16.20	28.90	16.20	23.10	20.25	28.90	5.40	4.15
8.45	6.40	11.25	12.95	11.80	13.45	13.45	15.15	15.15	16.80	16.80	30.05	16.80	23.75	21.15	30.05	5.65	4.30
8.70	6.60	11.65	13.40	12.20	13.90	13.90	15.65	15.65	17.35	17.35	31.20	17.35	24.30	21.70	31.20	5.85	4.40
9.25	7.05	12.35	14.20	13.00	14.80	14.80	16.70	16.70	18.50	18.50	32.35	18.50	26.05	23.10	32.35	6.20	4.75
9.30	7.05	12.45	14.40	13.00	14.80	14.80	16.70	16.70	18.50	18.50	33.50	18.50	26.05	23.20	33.50	6.30	4.75
9.60	7.30	12.80	14.70	13.40	15.10	15.10	17.20	17.20	19.10	19.10	33.50	19.10	27.20	24.00	33.50	6.40	4.85
9.85	7.50	13.15	15.15	13.75	15.75	15.75	17.75	17.75	19.65	19.65	34.65	19.65	27.75	24.60	34.65	6.60	5.05
10.40	7.95	13.90	15.95	14.60	16.70	16.70	18.80	18.80	20.80	20.80	37.00	20.80	29.50	26.05	37.00	6.95	5.30
10.75	8.15	14.30	16.45	15.00	17.15	17.15	19.25	19.25	21.40	21.40	38.15	21.40	30.05	26.90	38.15	7.15	5.45
11.00	8.40	14.70	16.90	15.40	17.60	17.60	19.80	19.80	21.95	21.95	39.30	21.95	31.20	27.45	39.30	7.40	5.65
11.30	8.60	15.10	17.35	15.80	18.05	18.05	20.30	20.30	22.55	22.55	40.45	22.55	31.80	28.35	40.45	7.55	5.75
11.55	8.80	15.40	17.75	16.20	18.50	18.50	20.80	20.80	23.10	23.10	41.60	23.10	32.35	28.90	41.60	7.70	5.90
11.90	9.05	15.85	18.30	16.65	19.00	19.00	21.35	21.35	23.75	23.75	42.75	23.75	33.50	29.80	42.75	7.95	6.05
12.20	9.25	16.25	18.70	17.00	19.45	19.45	21.85	21.85	24.30	24.30	42.75	24.30	34.10	30.40	42.75	8.15	6.20
12.75	9.70	16.95	19.55	17.85	20.35	20.35	22.90	22.90	25.45	25.45	45.05	25.45	35.85	31.80	45.05	8.50	6.50
12.80	9.70	17.05	19.65	17.85	20.35	20.35	22.95	22.95	25.45	25.45	45.05	25.45	35.85	31.85	45.05	8.60	6.50
13.05	9.90	17.40	20.05	18.25	20.80	20.80	23.45	23.45	26.05	26.05	46.20	26.05	36.45	32.70	46.20	8.70	6.60
13.35	10.15	17.80	20.50	18.65	21.30	21.30	23.95	23.95	26.60	26.60	47.40	26.60	37.00	33.25	47.40	8.95	6.80
13.60	10.35	18.15	20.90	19.05	21.75	21.75	24.50	24.50	27.20	27.20	48.55	27.20	38.15	34.10	48.55	9.10	6.95
13.90	10.60	18.50	21.30	19.45	22.25	22.25	25.00	25.00	27.75	27.75	48.55	27.75	39.30	34.65	48.55	9.25	7.05
14.20	10.80	18.95	21.80	19.90	22.70	22.70	25.55	25.55	28.35	28.35	49.70	28.35	39.90	35.55	49.70	9.50	7.25
14.50	11.00	19.35	22.25	20.25	23.10	23.10	26.05	26.05	28.90	28.90	50.85	28.90	40.45	36.15	50.85	9.70	7.40
14.75	11.25	19.70	22.70	20.65	23.60	23.60	26.55	26.55	29.50	29.50	52.00	29.50	41.60	37.00	52.00	9.85	7.50
14.80	11.25	19.75	22.80	20.70	23.60	23.60	26.60	26.60	29.50	29.50	52.00	29.50	41.60	37.05	52.00	9.90	7.55
15.35	11.70	20.50	23.55	21.45	24.55	24.55	27.60	27.60	30.65	30.65	54.30	30.65	43.35	38.45	54.30	10.25	7.85
15.65	11.90	20.85	24.00	21.85	25.00	25.00	28.15	28.15	31.20	31.20	55.45	31.20	43.90	39.00	55.45	10.45	7.95
16.20	12.35	21.60	24.85	22.70	25.95	25.95	29.15	29.15	32.35	32.35	56.60	32.35	45.65	40.45	56.60	10.80	8.25
16.50	12.55	22.00	25.30	23.05	26.35	26.35	29.65	29.65	32.95	32.95	57.75	32.95	46.20	41.35	57.75	11.00	8.40
17.35	13.20	23.10	26.60	24.30	27.75	27.75	31.20	31.20	34.65	34.65	61.25	34.65	48.55	43.35	61.25	11.55	8.80
17.70	13.45	23.55	27.15	24.70	28.25	28.25	31.75	31.75	35.30	35.30	62.40	35.30	49.70	44.25	62.40	11.80	9.00
18.25	13.90	24.35	28.05	25.55	29.15	29.15	32.80	32.80	36.45	36.45	64.70	36.45	51.45	45.65	64.70	12.20	9.25
18.30	13.90	24.40	28.05	25.55	29.15	29.15	32.80	32.80	36.45	36.45	64.70	36.45	51.45	45.75	64.70	12.25	9.30

Rate is slightly less if suite is occupied by only two persons.

PULLMAN SEAT FARES BETWEEN VARIOUS CITIES AND TO WESTERN PARK GATEWAYS

(Charges shown do not include federal tax)

Salt Lake City — Lund	\$1.50
Lund — Las Vegas	1.30
Las Vegas — Los Angeles	1.95
Boise — Pocatello	1.40
Ketchum (Sun Valley) — Salt Lake	2.05
Shoshone — Pocatello	.65
Shoshone — Salt Lake City	1.65
Pocatello — West Yellowstone	.95
Portland — Tacoma	.90
West Yellowstone — Salt Lake	1.95
Portland — Seattle	1.20
Ogden — Salt Lake City	.65
Salt Lake City — Pocatello	1.05
Omaha — Grand Island	.90
Omaha — North Platte	1.75
Denver — Cheyenne	.65
Denver — Laramie	.95
Denver — North Platte	1.60
Denver — Sterling	.80
Kansas City — Topeka	.65
Kansas City — Manhattan	.65
Kansas City — Salina	.90

Soldiers at Camp . . .

Send all your gifts to your favorite soldier by quick, economical RAILWAY EXPRESS Low rates. Passenger-train speed. For service, just phone



RAILWAY EXPRESS

AGENCY, INC.

NATION-WIDE SERVICE

If Something Comes Up That Demands Your Attention, Don't Worry . . . TELEGRAPH


Reservations - Appointments - Telegrams will attend to all of them. Quickly - Surely. The cost is low.

Tourate Telegrams — 35 cents for 15 words between any two Western Union offices in the United States. Tourate message may consist of time of arrival at point from which message is sent—state of health and weather conditions—characterization of trip—time of departure—points at which subsequent stops will be made and time of arrival at destination. Business matters may not be incorporated in Tourate telegrams.

The porter will send your telegram or cablegram from the next station. The Union Pacific connects with Western Union — the one telegraph system that serves everyone, everywhere.

Western Union Blanks in Every Car.

WESTERN UNION



TRAFFIC REPRESENTATIVES . . . UNION PACIFIC RAILROAD

Here, for your convenience, is a list of Union Pacific office addresses, telephone numbers, and names of the men and women at each. If you want advice in connection with your travel plans, call the nearest

office. Someone there will gladly give you the information. These offices are at your service — for reservations, for convenient side trips, for help in changing trains or making connections.

ABERDEEN, WASH.— 3 Union Passenger Station, K and River Sts.—Phone 1048	GREELEY, COLO.—Union Pacific Station—	Phone 2
C. H. JACKA General Agent	G. H. MATTHEWS Passenger and Ticket Agent	
ALHAMBRA, CALIF.—City Ticket Office, 121 W. Main St.—Phone Atlantic 1763	HOLLYWOOD, CALIF.—City Ticket Office, 6702 Hollywood Blvd.—	
T. L. VOGEL General Agent	C. E. POTTER General Agent, Passenger Department	
E. C. CHILDS Ticket Agent	LEO P. DRAKE City Passenger Agent	
ASTORIA, ORE.—Hotel Astoria, 611 Commercial Street Phone 504	H. F. BREVORT City Passenger Agent	
FLOYD C. FOSTER Traveling Freight and Passenger Agent	HUNTINGTON PARK, CALIF.—City Ticket Office, 6815 Pacific Blvd.—	
ATLANTA, GA.—1232 Healey Building—	S. J. SHERMAN Passenger Agent	
Phone Jackson 1513	KANSAS CITY, MO.—200 Waldheim Bldg., 6 East Eleventh St.—Phone Victor 6530	
P. S. SMITH General Agent	K. T. MINDEMANN General Freight and Passenger Agent	
V. C. KUHN (Tampa, Fla.) Traveling Freight and Passenger Agent	J. L. BRECHIN General Agent, Freight Department	
D. V. ORRISON (Birmingham, Ala.) Traveling Freight and Passenger Agent	City Ticket Office, 208 East Eleventh St.	
BEND, ORE.—112 Oregon Ave.—	E. M. MATTES General Agent, Passenger Department	
Phone 63	L. C. GAMET City Ticket Agent	
E. S. FARRELL General Agent	C. F. HALLSMAN City Passenger Agent	
BOISE, IDAHO—City Ticket Office, Idaho Bldg., 212 No. 8th St.—	W. C. MOWBRER City Passenger Agent	
Phone 414	M. J. PHILLIPS Depot Passenger Agent	
KAY L. JOHNSON Special Representative	G. B. CHIPPEN Traveling Passenger Agent	
W. J. HYNES City Passenger and Ticket Agent	E. E. SWANSON Traveling Passenger Agent	
R. C. COLE Traveling Passenger Agent	JAMES L. BOSTICK Traveling Passenger Agent	
RHEES FIFE Traveling Freight and Passenger Agent	J. P. GALLAGHER Sun Valley Representative	
L. C. JOHNSON Traveling Freight and Passenger Agent	LAS VEGAS, NEV.—Union Pacific Station—	
L. M. BEERUP Traveling Freight and Passenger Agent	J. H. DAVIS Assistant Agent	
R. A. ANDERSON Traveling Freight and Passenger Agent	STEPHEN GIRARD Traveling Agent (422 West Sixth St., Los Angeles, Cal.)	
BOSTON, MASS.—208 Old South Bldg., 294 Washington St.—Phone Hubbard 6380	LEWISTON, IDAHO—Room 7, Union Depot—	
C. H. YERGER General Agent	H. J. BERGER General Agent	
C. P. KATZLAUB City Passenger Agent	LINCOLN, NEBR.—City Ticket Office, 130 So. 13th St.—	
C. A. OULTON Freight and Passenger Agent	DON SUTHERLAND General Agent	
M. W. COONERTY Traveling Freight and Passenger Agent	LONGVIEW, WASH.—	
CARROLL M. BROWN Traveling Freight and Passenger Agent	OTOL NILSSON General Agent	
BREMERTON, WASH.—Consolidated Ticket Office, 228 First St.—	R. W. CONNELL City Passenger Agent	
Phone 722	L. K. LINCOLN City Freight and Passenger Agent	
S. S. HARVEY Ticket Agent	LONGVIEW, WASH.—	
BUTTE, MONT.—609 Metals Bank Bldg., 8 West Park Street—	GUY L. ANDERSON General Agent	
Phone 2339	LOS ANGELES, CALIF.—Union Pacific Bldg., 422 W. 6th St.—Phone Trinity 9211	
T. M. LAYNE General Agent	C. KIPP Assistant General Passenger Agent	
RALPH BUTTERWORTH City Freight and Passenger Agent	R. E. DRUMMY General Passenger Agent	
J. D. HAGUE Traveling Freight and Passenger Agent	MADISON H. FOWLER Assistant General Passenger Agent	
Consolidated Ticket Office—2 North Main Street—	City Ticket Office, Union Pacific Bldg., 434 W. 6th St.	
Phone 3275	E. H. ECKHOFF Women's Travel Department	
D. E. WILDER Ticket Agent	W. S. LOBBELL Women's Travel Department	
CHEYENNE, WYO.—Union Pacific Station—	Collection Office, Union Pacific Bldg., 610 So. Olive St.—Phone Trinity 9211	
Phone 4421	C. F. FARMER General Agent, Passenger Department	
N. A. MILLER Ticket Agent	C. H. LAIRD City Passenger Agent	
J. E. GREER Agent	C. V. LEWIS City Passenger Agent	
C. E. ASTLER Traveling Freight Agent	C. S. BROADS City Passenger Agent	
CHICAGO, ILL.—City Ticket Office, One So. LaSalle Street—	R. S. BLAND City Passenger Agent	
Phone 111	C. L. WRENN Traveling Passenger Agent	
A. G. W. TOM General Agent, Passenger Department	LESTER DEWITT Traveling Passenger Agent	
W. W. WITTE City Ticket Agent	E. M. CAVANEY Sun Valley Representative	
WILLIAM WARNER City Passenger Agent	V. J. SCHMITZROTH General Agent, Freight Department	
H. G. LARIMER City Passenger Agent	F. NASH General Agent, Freight Department	
GEO. E. MCGUIRE Passenger Representative	Union Passenger Station—	
M. B. HARDIN Traveling Passenger Agent	E. H. LYMAN Depot Passenger Agent	
HARRY A. HANSEN Traveling Passenger Agent	JAY D. GODDARD Depot Ticket Agent	
O. V. CATRON Traveling Passenger Agent	J. W. HILLARY District Passenger Agent	
MARION MCKINNEY Women's Travel Department	MILWAUKEE, WIS.—814 Warner Bldg., 212 W. Wisconsin Ave.—Phone Marquette 7833	
H. E. RUPRECHT Sun Valley Representative	M. R. BRYAN City Passenger Agent	
Freight Department—1419 Garland Bldg., 58 East Washington Street—	C. C. CRUSE Traveling Passenger Agent	
Phone 111	EDWARD A. RYAN Traveling Passenger Agent	
W. T. BURK Freight Traffic Manager	MINNEAPOLIS, MINN.—890 Northwestern Bank Bldg., 620 Marquette Ave.—	
W. A. POLLOCK General Agent, Freight Department	E. H. HAWLEY General Agent	
Phone Randolph 0141	A. J. WINTERSTEEN City Passenger Agent	
CINCINNATI, OHIO—303 Dixie Term. Bldg., 4th and Walnut Sts.—Phone Main 0144	Wm. H. BRENNAN Traveling Freight and Passenger Agent	
J. R. LIVSEY General Agent	J. E. PLOW Traveling Freight and Passenger Agent	
J. J. MCCARTHY District Passenger Agent	NEW ORLEANS, LA.—504 Canal Bldg., 210 Baronne St.—	
W. A. LOONEY Traveling Passenger Agent	G. J. GARMON (Phone Canal 2274) General Agent	
C. W. JACKSON Traveling Passenger Agent	NEW YORK, N. Y.—626 Fifth Ave., Suite 350, Rockefeller Center Phone Circle 6-1900	
M. T. KAUFMAN Traveling Passenger Agent	H. L. LAUBY Eastern Traffic Manager	
CLEVELAND, OHIO—1916 Terminal Tower, 50 Public Square—	H. A. LAWRENCE General Agent, Passenger Department	
Phone 3070	G. I. GILES City Passenger Agent	
C. J. STEGEMAN General Agent	J. M. QUADE City Passenger Agent	
ALFRED J. WHITE City Passenger Agent	A. CHARMOILLE City Passenger Agent	
WM. HETHERINGTON Traveling Passenger Agent	F. H. STODDLEY City Passenger Agent	
EDWIN H. MILLER Traveling Freight and Passenger Agent	M. KRAUS Passenger and Ticket Agent	
A. G. HERBSTER Traveling Freight and Passenger Agent	JOHN F. SCHWARTZ Passenger Agent	
COUNCIL BLUFFS, IA.—Union Pacific Transfer Depot—	C. J. SMITH Traveling Passenger Agent	
Phone 6134	FLOYD H. CORBIN Traveling Passenger Agent	
DALLAS, TEXAS—1029 Kirby Bldg., Main and Akard Sts.—Phone River 1778	FREDERIC S. PERLEY Sun Valley Representative	
D. R. ALEXANDER General Agent	F. B. SWOPE General Agent, Freight Department	
JOHN D. BUDA Traveling Freight and Passenger Agent	OAKLAND, CALIF.—215 Central Bank Bldg., 436 14th St.—Phone Glencourt 8578	
ROBERT E. HOLMAN Traveling Freight and Passenger Agent	W. F. DAY General Agent	
DENVER, COLO.—City Ticket Office, 535 Seventeenth Street—Phone Keystone 4144	J. A. GOLIBICK City Passenger Agent	
W. T. PRICE Passenger Department	OGDEN, UTAH—City Ticket Office, Ben Lomond Hotel Bldg.—	
K. N. MIDDLEKAUFF General Agent, City Ticket Agent	J. F. BAKER General Agent	
ELMER YOUNG City Passenger Agent	C. F. MCKNIGHT District Freight and Passenger Agent	
M. J. HANDELY City Passenger Agent	E. F. BROWN Passenger Representative	
E. R. A. SIEMERS City Passenger Agent	OMAHA, NEBR.—Union Pacific Building, 1416 Dodge St.—Phone Jackson 6822	
ALVA L. SMITH City Passenger Agent	E. A. KLIPPEL General Passenger Agent	
F. B. VAN SAUN Depot Passenger Agent	H. B. NORTHCOTT Assistant General Passenger Agent	
O. B. STAPLETON Traveling Passenger Agent	H. C. FORGY Manager, Mail, Baggage and Express Traffic	
H. A. ENGLISH Traveling Passenger Agent	J. W. JARVIS Supervisor Agricultural Development	
MRS. LU GRAY BROWN Women's Travel Department	City Ticket Office, Cor. 15th & Dodge Sts.	
DON W. FRASER Special Representative—Sun Valley	G. M. EDER General Agent, Passenger Department	
DES MOINES, IOWA—407 Equitable Bldg., 6th & Locust Sts.—Phone 3-683	WALTER CONNEY City Passenger Agent	
EUGENE R. FIELD General Agent	R. A. GERNANDT Passenger Representative	
R. L. HENRY Traveling Freight and Passenger Agent	R. S. FARLEY Traveling Passenger Agent	
GEO. W. MORTEN Traveling Passenger Agent	E. C. MALLON Traveling Passenger Agent	
DETROIT, MICH.—508 Transportation Bldg., 131 Lafayette Blvd., West—	E. B. JOHNSON Traveling Passenger Agent	
A. R. MALCOLM Traffic Manager	A. J. JOHNSON Ticket Agent	
GEO. R. BIERNAN District Passenger Agent	MRS. MYRTLE MASON Women's Travel Department	
J. G. HOWEY Traveling Freight and Passenger Agent	R. T. PAYNE General Agent, Freight Department	
M. A. LIGHT Traveling Freight and Passenger Agent	City Ticket Office—1614 Farnam Street—	
A. J. ECKERLE Traveling Passenger Agent	F. EARL GOSSELIN General Agent, Freight Department	
W. E. ABSHIRE Passenger Agent	T. L. VOGEL General Agent	
WM. J. LASALLE Sun Valley Representative	R. J. SEGER City Passenger Agent	
EAST LOS ANGELES, CALIF.—5454 Ferguson Drive—	W. H. LINDSEY Passenger and Freight Traffic Agent	
Phone Angelus 6509		
J. J. WALKER Ticket Agent		
EUGENE COLE Ticket Agent		
T. W. SWOBE Traveling Freight and Passenger Agent		
Phone 1770-J		
FORT COLLINS, COLO.—Union Pacific Station—		
Phone 223		
L. B. WHITEHEAD Passenger and Ticket Agent		
FRESNO, CALIF.—207 Rowell Bldg., Tulare St. and Van Ness Ave.—		
Phone 5125		
H. G. PELLETIER General Agent		
V. J. CHRISTENSEN Traveling Freight and Passenger Agent		
F. H. TAYLOR (Bakersfield, Calif.) Traveling Freight and Passenger Agent		
CARL BIANCHINI (Modesto, Calif.) Traveling Freight and Passenger Agent		
GERING, NEBR.—Union Pacific Station—		
Phone 35		
S. C. CLARKE General Agent		
GLENDALE, CALIF.—City Ticket Office, 206 North Brand Boulevard—		
Phone Citrus 1-8174 or Chapman 5-1370		
L. C. FOWLER General Agent		

PHILADELPHIA, PA.—904 Girard Trust Bldg., Broad St. & So. Penn Sq.—
MORTON MANN..... General Agent
L. J. MCKERNAN..... City Passenger Agent
THOMAS CLIFT..... Traveling Freight and Passenger Agent
T. M. J. FRIEZ..... Traveling Freight and Passenger Agent
PITTSBURGH, PA.—216 Oliver Bldg., Smithfield Street and Sixth Avenue—
JOHN D. CARTER..... General Agent
GREGG W. COOK..... District Passenger Agent
G. O. HASENFRIEZ..... Traveling Freight and Passenger Agent
HARRY M. BARK..... City Passenger Agent
POMONA, CALIF.—Union Pacific Passenger Station—
F. L. MORGAN..... Passenger and Freight Traffic Agent
PORTLAND, ORE.—751 Pittock Block—
H. E. LOUNSBURY..... Traffic Manager
C. W. EYERS..... Assistant Traffic Manager
J. C. CUMMING..... General Passenger Agent
G. L. LEONARD..... General Freight Department Agent
SAM D. ALLEN..... Traveling Freight Agent
W. J. CASTAGNETO..... Sun Valley Representative
W. D. LOOMIS..... District Baggage Agent
City Ticket Office, 701 S. W. Washington Street—
N. B. KALLAS..... General Agent, Passenger Department
J. S. MCCLURE..... City Passenger Agent
R. E. WURSTER..... City Passenger Agent
J. B. O'HARE..... City Passenger Agent
O. M. HANSEN..... City Passenger Agent
M. W. LKINS..... City Passenger Agent
W. M. S. EUBANK..... City Passenger Agent
REDLANDS, CALIF.—6 Orange Street, Fishbe Building—
RALPH E. TUTTLE..... Passenger and Freight Traffic Agent
RENO, NEV.—200 Lyon Bldg., Second and Center Streets—
E. E. LARKIN..... General Agent
RIVERSIDE, CALIF.—Union Pacific Pass. Station, 7th & Vine Sts.—
W. A. SHOOK..... General Agent
W. H. MCPHERSON..... Traveling Freight and Passenger Agent
ST. JOSEPH, MO.—City Ticket Office, 517 Francis Street—
F. F. ROBINSON..... General Freight and Passenger Agent
F. X. SCHOENBERG..... Passenger and Ticket Agent
J. W. MARTIN (Hastings, Neb.)..... Traveling Freight and Passenger Agent
ST. LOUIS, MO.—1223 Ambassador Bldg., 411 North 7th St.—
W. W. HOTT..... General Agent
C. F. SCHOENING..... City Passenger Agent
J. M. REBMANN..... Traveling Passenger Agent
F. L. REDFERN..... Traveling Freight and Passenger Agent
D. J. NELSON..... Traveling Passenger Agent
SACRAMENTO, CALIF.—217 Forum Bldg., 1107 Ninth St.—
F. A. FOX..... General Agent
H. C. LAMBERT..... Traveling Freight and Passenger Agent
H. C. DANNER (Stockton, Calif.)..... Traveling Freight and Passenger Agent
B. P. COSTELLO (Klamath Falls, Ore.)..... Traveling Freight and Passenger Agent
SALINA, KANS.—Third and Ash Streets—
J. M. BROWN..... General Agent
SALT LAKE CITY, UTAH—Union Pacific Bldg., No. 10 Main St.—
W. B. MANAGER..... Traffic Manager
City Ticket Office, Hotel Utah, Main & S. Temple Sts.—
C. H. SALTMARSH..... General Agent, Passenger Department
W. J. THOMAS..... District Passenger Agent
E. A. OLSON..... City Ticket Agent
F. L. MCKEAN..... City Passenger Agent
KENNETH E. KNAPP..... City Passenger Agent
ROYAL R. CHAMBERLAIN..... Traveling Passenger Agent
JUNE M. FORSHA..... Passenger Representative
W. W. REHR..... Passenger Agent
D. H. VOLTZ..... General Agent, Freight Department
SAN DIEGO, CALIF.—City Ticket Office, 320 Broadway—
R. C. BREMMER..... General Agent
E. H. HODGINS..... District Freight and Passenger Agent

SAN FRANCISCO, CALIF.—City Ticket Office, at Geary and Powell Sts.—
W. H. OLIN..... Traffic Manager
H. W. HICKS..... General Agent, Passenger Department
C. H. MERTENS..... City Ticket Agent
L. A. WIRGLER..... City Passenger Agent
E. A. OEBEL..... City Passenger Agent
SAM C. REID..... Sun Valley Representative
R. J. KENNEDY (Santa Rosa, Calif.)..... Traveling Freight and Passenger Agent
J. L. TOTTEN..... General Agent, Freight Department
SAN JOSE, CALIF.—206 1st Nat. Bk. Bldg., Santa Clara & 1st Sts.—
R. M. RITCHEY..... General Agent
B. C. CROOK (Salinas, Calif.)..... Traveling Freight and Passenger Agent
F. C. BELL..... Traveling Freight and Passenger Agent
SAN PEDRO, CALIF.—City Ticket Office, 808 South Pacific Ave.—
J. V. CONNETT..... General Agent
JOHN M. GARNER..... City Freight and Passenger Agent
C. W. BURTON..... City Freight and Passenger Agent
SANTA ANA, CALIF.—City Ticket Office—305 North Main Street—
WALTER DITTMER..... General Agent
R. E. FERGUSON..... City Freight and Passenger Agent
SANTA MONICA, CALIF.—307 Santa Monica Boulevard—
S. C. FROST..... General Agent
JAMES K. MURRAY..... City Passenger Agent
P. J. PAYNE..... City Freight and Passenger Agent
SEATTLE WASH.—204 Union Station, 4th Avenue & Jackson St.—
H. M. WEST..... Assistant Traffic Manager
P. A. AULENBACHER..... General Agent, Freight Department
FRANK S. ELLIOTT..... Traveling Freight and Passenger Agent
City Ticket Office—1300 Fourth Avenue at University—
A. L. IVES..... General Agent, Passenger Department
C. L. SPEAR..... City Passenger Agent
F. R. STERN..... City Passenger Agent
GILBERT W. AULD..... Depot Passenger Agent
SIoux CITY, IOWA—405 Commerce Bldg., 520 Neb. St.—
M. B. MOND..... General Agent, Freight Department
SPOKANE, WASH.—City Ticket Office—727 Sprague Ave., Corner Post St.—
K. H. ADKINS..... General Agent
W. H. AHLGRIM, JR...... City Passenger Agent
W. O. BALDWIN..... Traveling Passenger Agent
WILLIAM BELL..... Trav. Fht. & Passr. Agt., 518-16th Ave. West, Calgary, Canada
Phone R-1170
SUN VALLEY, IDAHO—
T. F. MEYER..... Transportation Agent
TACOMA, WASH.—City Ticket Office, 114 South Ninth St.—
JOHN W. PADDEN..... General Agent
A. A. BRUSH..... City Passenger Agent
PERRY A. COLE..... Traveling Passenger Agent
V. E. BUCHANAN (Longview, Wash.)..... Traveling Freight and Passr. Agent
TORONTO, ONT.—201-2 Canadian Pacific Bldg., 69 Yonge St.—
W. W. CREIGHTON..... General Agent
TULSA, OKLA.—823 Kennedy Bldg., 321 South Boston St.—
L. B. BRADLEY..... General Agent
SAM REINHARDT..... Traveling Freight and Passenger Agent
WALLA WALLA, WASH.—1st. Nat'l Bank Bldg., 2nd & Alder Sts.—
J. H. CUNNINGHAM..... General Agent
L. E. MCHARGUE..... City Freight and Passenger Agent
I. PURDY (Pendleton, Ore.)..... Traveling Freight and Passenger Agent
WASHINGTON, D. C.—1019 National Press Bldg., F & 14th Sts., N. W.—
HOWARD B. BLANCHARD..... Washington Representative
GAYLORD F. ALLEN..... General Agent
J. O. DUCKETT..... District Freight and Passenger Agent
R. S. SMITH..... City Passenger Agent
WINSTON-SALEM, N. C.—632 Reynolds Bldg., 4th and Main Sts.—
G. E. ROTROCK..... Traveling Freight and Passenger Agent
YAKIMA, WASH.—Union Pacific Building, 104 W. Yakima Ave.—
C. P. MCARTHUR..... General Agent
L. E. TOMPKINS..... Traveling Freight and Passenger Agent

F. W. ROBINSON
 Vice-President—Traffic
 OMAHA, NEBR.

C. J. COLLINS
 General Passenger Traffic Mgr.
 OMAHA, NEBR.

DEPARTMENT OF TOURS (UNION PACIFIC RAILROAD—CHICAGO AND NORTH WESTERN RY.) 148 So. Clark Street, Chicago, Ill.

JOHN C. POLLOCK, Manager

Union Pacific Trains Use These Stations

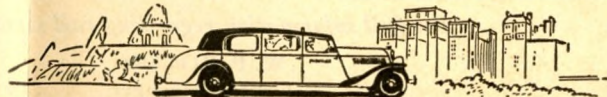
Boise, Idaho: Union Pacific Station.
 Butte, Mont.: Union Station, 820
 at Front Street.
 Cheyenne, Wyoming: Union Pacific Sta-
 tion, 15th Street at Capitol Avenue.
 Chicago, Illinois: C. & N. W. Terminal,
 Canal and Madison Streets.
 Denver, Colorado: Union Station, Foot
 of Seventeenth Street.
 Kansas City, Mo.: Union Station, Main
 Street and Union Station Plaza.
 Los Angeles, Calif.: Los Angeles Union
 Passenger Terminal, Alameda and
 Aliso Streets.
 Oakland, Calif.: Southern Pacific 16th
 Street Station, Foot of 16th Street.
 Oakland Pier, Calif.: Southern Pacific
 Terminal.
 Ogden, Utah: Union Station, 25th and
 Wall Streets.
 Olympia, Wash.: Union Pacific Station,
 Corner 4th Avenue and Adams Street.
 Omaha, Nebraska: Union Station, 10th
 and Marcy Streets.
 Pendleton, Oregon: Union Pacific Sta-
 tion, Corner Main and Railroad Sts.

Pocatello, Idaho: Union Pacific Station,
 Foot of West Bonneville Street.
 Portland, Oregon: Union Station, Sixth
 and Johnson Streets.
 Riverside, Calif.: Union Pacific Station,
 7th and Vine Streets.
 San Bernardino, Calif.: Union Station,
 West Third Street.
 San Francisco, Calif.: Ferry Depot, Foot
 of Market Street.
 Salina, Kansas: Union Station, 400
 North 13th Street.
 Salt Lake City, Utah: Union Pacific
 Station, South Temple and Third
 West Streets.
 Seattle, Wash.: Union Station, 4th
 Avenue, South, and Jackson Street.
 Spokane, Wash.: Union Station, Corner
 Trent Avenue and Washington Street.
 St. Louis, Mo.: Union Station, 18th and
 Market Streets.
 Tacoma, Wash.: Union Station, 1713
 Pacific Avenue.
 Topeka, Kansas: Union Pacific Station,
 Railroad and North Jackson Streets.
 Yakima, Wash.: Union Pacific Station,
 West Yakima and South Second Ave.

PLEASANT Introduce IN CHICAGO

Parmelee Transfer service makes a trip through Chicago a pleasant break in any rail journey. Luxurious Parmelee coaches offer you a comfortable and interesting ride between stations in America's second largest city . . . or take you to any downtown hotel, club, theatre or store. This service is available to passengers holding through tickets which include a Parmelee transfer coupon.

Any Ticket Agent will tell you
 about Parmelee Transfer Service



PARMELEE TRANSPORTATION COMPANY

Keep Fit, America! . . . at

Idaho

Sun Valley




• Whatever you may be doing, you'll do it better after a week or two of mental rest and physical relaxation.

• Outdoor ice-skating is just one of the many health-building sports featured at Sun Valley where an artificial ice rink has been provided. Excellent instruction is available for beginners and advanced skaters.

• Golf, riding, tennis, swimming, trail hiking, trap-shooting, in fact almost any "keep fit" activity you can name, may be enjoyed. For fishermen the primitive Sawtooth Mountain region of Sun Valley has more intriguing lakes and streams than you can shake a rod at — and more trout than you can net in a month of Sundays.

• The guest accommodations are perfect, the rates reasonable — as low as \$3.00 per room, per person.



For full information regarding rail service, Sun Valley accommodations and rates, write

W. P. ROGERS
General Manager
Sun Valley
Idaho

or

C. J. COLLINS
Gen'l Passenger Traffic Manager
Union Pacific Railroad
Omaha, Nebraska