

**MISSOURI
PACIFIC
LINES**

**MISSOURI
PACIFIC
LINES**

ROUTE OF THE
Eagles

ROUTE OF THE
Eagles



June 5, 1960

June 5, 1960

USE THE ST. LOUIS GATEWAY USE THE ST. LOUIS GATEWAY

OUR
SLEEPERS
 ARE
CHEAPER!



Round Trip THRIFT-T-SLEEPER Fare Example:
Between ST. LOUIS and COLORADO SPRINGS —
only \$49.75 (incl. Upper Berth Both Ways)

You pay only the one way or
 round trip coach fare plus these
 new reduced sleeper fares:
BETWEEN ST. LOUIS AND
DENVER AND ALL INTERMEDIATE
POINTS.

	(one way)
Upper Berth	\$ 2.50
Lower Berth	6.00
Bedroom (2 or more persons) . . .	12.00
Drawing Room (2 or more persons)	15.00



R. J. McDERMOTT, General Passenger Traffic Mgr.
 1601 Missouri Pacific Bldg., St. Louis 3, Mo.



ST. LOUIS — KANSAS CITY

TABLE A	5 Daily	15 Daily	11 Daily	9 Daily
Lv ST. LOUIS.....	8.50 Su	2.30 Su	4.00 Su	11.17 Su
Ar JEFFERSON CITY.....	11.00 Su	4.40 Su	6.00 Su	1.55 Mo
Ar SEDALIA.....	12.10 Su	6.10 Su	7.10 Su	4.00 Mo
Ar KANSAS CITY.....	2.20 Su	8.25 Su	9.00 Su	6.45 Mo

ST. LOUIS — KANSAS CITY — DENVER —
SAN FRANCISCO

TABLE B	11 Daily Example
Lv ST. LOUIS.....	4.00 Su
Ar KANSAS CITY.....	9.00 Su
Lv KANSAS CITY.....	9.10 Su
Lv GENESEO.....	1.40 Mo
Ar HOISINGTON (C.T.).....	2.19 Mo
Ar PUEBLO (M.T.).....	7.10 Mo
<i>(Via D. & R. G. W.)</i>	
Lv PUEBLO.....	7.20 Mo
Ar COLORADO SPGS. (A.T. & S.F. St.).....	8.11 Mo
Ar DENVER.....	9.50 Mo
Lv PUEBLO.....	12.15 Mo
Ar ROYAL GORGE.....	1.36 Mo
Ar GLENWOOD SPRINGS.....	8.00 Mo
Ar SALT LAKE CITY (M.T.).....	8.55 Tu
<i>(Via Western Pacific)</i>	
Lv SALT LAKE CITY (M.T.).....	10.15 Tu
Ar SAN FRANCISCO (P.T.).....	4.00 We
CONNECTING TRAIN	
Lv WICHITA.....	10.00 Su
Ar GENESEO.....	12.23 Mo

ST. LOUIS — KANSAS CITY — LOS ANGELES

TABLE C	5 Daily	11 Daily	9 Daily
Lv ST. LOUIS.....	8.50 Su	4.00 Su	11.17 Su
Ar KANSAS CITY.....	2.20 Su	9.00 Su	6.45 Mo
<i>(Via Rock Island)</i>			
Lv KANSAS CITY.....		10.15 Su	9.00 Mo
Ar EL PASO.....		2.25 Mo	4.00 Tu
Ar TUCSON.....		9.25 Mo	12.15 Tu
Ar PHOENIX.....		12.15 Tu	3.45 Tu
Ar LOS ANGELES.....		8.30 Tu	11.00 Tu
<i>(Via Santa Fe)</i>			
Lv KANSAS CITY.....	4.55 Su	9.30 Su	
Ar LOS ANGELES.....	11.15 Mo	12.10 Tu	
<i>(Via Santa Fe)</i>			
Lv KANSAS CITY.....		10.50 Su	
Ar SAN FRANCISCO.....		2.15 Tu	

ST. LOUIS — KANSAS CITY — OMAHA — LINCOLN

TABLE D	5-105-Bus
Lv ST. LOUIS.....	8.50 Su
Lv KANSAS CITY.....	2.40 Su
Ar OMAHA.....	6.55 Su
Ar LINCOLN.....	▲ 7.15 Su

No. 1—June 5, 1960—All Editions

Printed in U. S. A.

EQUIPMENT: WESTBOUND

No. 11—Colorado Eagle
Streamlined Train

Sleepers:

St. Louis to Denver, 10 Roomettes,
6 Double Bedrooms. [111].

St. Louis to Denver.

"Thrift-T-Sleeper" 8 Sec. 1 D. Room 3
D. Br. [TS-1] "Sleep-N-Save Service".

Wichita to Denver. 6 Sec. 6 Roomettes,
4 Double Bedrooms. [114].

Dining-Lounge. St. Louis to Denver.

Mo. Pac. Parlor Car

St. Louis to Kansas City [PC-1]

Coaches..... (Reclining Seats)

St. Louis to Denver. (Grill)
St. Louis to Denver (Planetarium).
Wichita to Geneseo.

No. 5-105

Missouri River Eagle
Streamlined Train

Coaches—Reclining Seats

St. Louis to Omaha.

Dining-Lounge Car

St. Louis to Omaha.

Mo. Pac. Parlor Car... [D.R.] St. Louis
to Omaha. [51]

No. 15

Mo. Pac. Parlor Car

St. Louis to Kansas City. [151].

Dining Lounge:

St. Louis to Kansas City.

Coaches: (Reclining Seats):

St. Louis to Kansas City.

No. 9—The Missourian

Sleepers:

(Ready for occupancy 9:30 p.m. Held for
occupancy at Kansas City until 7:30 a.m.)

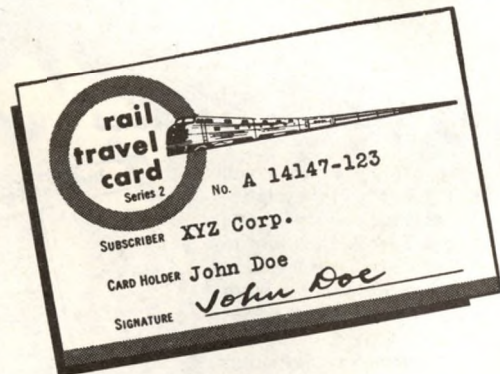
St. Louis to Kansas City. (6 Sec.
4 Rmt. 4 Double Bedrooms.) [91]

Coaches (Reclining Seats):

St. Louis to Kansas City.

Your Passport..

to more convenient travel



Nation-wide "Charge-it" Service—without deposit!



at ticket offices



at many loading hotels



in dining cars



for car rental

Honored by Missouri Pacific

and 56 other railroads

A RAIL TRAVEL CARD

is an entree to easier travel

anywhere in the country. You

can use it when you buy rail

or Pullman tickets at any

Missouri Pacific ticket office

and at thousands of others.

Use it also when you order

meals or refreshments on a

Missouri Pacific train. Many

leading hotels and auto rental

agencies will honor it too. If you

don't have a RAIL TRAVEL

CARD you should get one now.

No Deposit Required!

For complete information and an application blank see
your nearest Missouri Pacific ticket agent or write...

RAIL TRAVEL CREDIT AGENCY

436 Union Station

516 West Jackson Blvd.

Chicago 6, Ill.

**Door
to Door
Delivery!**

**MISSOURI
PACIFIC**
Piggyback Service

So Fast!...
So Convenient!...
So Dependable!

**MISSOURI
PACIFIC
LINES**



Call your nearest Missouri Pacific Traffic Representative or write or wire:

J. M. HREBEC Gen. Freight Traffic Mgr.
1706 Missouri Pacific Bldg., St. Louis 3, Mo.

KANSAS CITY — ST. LOUIS

TABLE E	10 Daily	12 Daily	6 Daily	14 Daily
Lv KANSAS CITY.....	11.35 Su	7.15 Su	12.20 Su	4.00 Su
Lv SEDALIA.....	2.20 Mo	8.52 Su	2.10 Su	5.40 Su
Lv JEFFERSON CITY.....	4.05 Mo	10.00 Su	3.20 Su	7.10 Su
Ar ST. LOUIS.....	7.13 Mo	12.15 Su	5.40 Su	9.45 Su

EQUIPMENT: EASTBOUND

No. 12—Colorado Eagle
Streamlined Train

Sleepers:

Denver to St. Louis, 10 Roomettes,
6 Double Bedrooms [31].

Denver to St. Louis.

"Thrift-T-Sleeper" 8 Sec. 1 D. Room 3
D. Br. [TS-3] "Sleep-N-Save Service."

Denver to Wichita, 6 Sec. 6 Roomettes,
4 Double Bedrooms. [34]. (Sleeper may
be occupied until 7.30 A.M.

Dining-Lounge. Denver to St. Louis.

Mo. Pac. Parlor Car

Kansas City to St. Louis [PC-2]

Coaches.... (Reclining Seats)

Denver to St. Louis. (Grill)

Denver to St. Louis. (Planetarium).

Geneseo to Wichita

No. 106-6
Missouri River Eagle
Streamlined Train

Coaches: (Reclining Seats):

Omaha to St. Louis.

Dining-Lounge Car

Omaha to St. Louis.

Mo. Pac. Parlor Car.... [D.R.] Omaha
to St. Louis. [61].

No. 10
The Missourian

Sleepers:

(Ready for occupancy 10:00 P.M.)

Kansas City to St. Louis, 6 Section,
4 Rmt. 4 Double Bedrooms. [106].

Coaches (Reclining Seats):

Kansas City to St. Louis. (Ready for
occupancy 11:00 P.M.)

No. 14

Mo. Pac. Parlor Car... Kansas City to
St. Louis. [142].

Coaches (Reclining Seats):

Kansas City to St. Louis.

Dining-Lng. Kansas City to St. Louis.

▲Via Midwest Bus Lines — rail tickets
honored — remains cannot be handled.

**SAN FRANCISCO — DENVER — KANSAS CITY —
ST. LOUIS**

TABLE F	12 Daily Example
<i>(Via Western Pacific)</i>	
Lv SAN FRANCISCO (P.T.).....	10.00 Su
Ar SALT LAKE CITY (M.T.).....	5.40Mo
<i>(Via D&RGW)</i>	
Lv SALT LAKE CITY (M.T.).....	5.15Mo
Lv GLENWOOD SPRINGS.....	4.40Tu
Lv ROYAL GORGE.....	10.27Tu
Ar PUEBLO.....	11.45Tu
Lv DENVER.....	4.15Tu
Lv COLO. SPRGS.(D.& R.G.W.Sta.).....	5.53Tu
Ar PUEBLO.....	6.45Tu
Lv PUEBLO (M.T.).....	6.55Tu
Lv HOISINGTON (C.T.).....	1.18We
Ar GENESEO.....	1.57We
Ar KANSAS CITY.....	6.55We
Lv KANSAS CITY.....	7.15We
Ar ST. LOUIS.....	12.15We
CONNECTING TRAIN	
Lv GENESEO.....	2.45We
Ar WICHITA.....	5.45We

LOS ANGELES — KANSAS CITY — ST. LOUIS

TABLE G	10 Daily	12 Daily
<i>(Via Rock Island)</i>		
Lv LOS ANGELES.....	1.00Mo	1.30 Su
Lv PHOENIX.....	11.40Mo	11.30 Su
Lv TUCSON.....	2.30Mo	2.05Mo
Lv EL PASO.....	10.30Mo	9.15Mo
Ar KANSAS CITY.....	7.45Tu	2.15Tu
<i>(Via Santa Fe)</i>		
Lv LOS ANGELES.....	12.01Mo	8.00 Su
Ar KANSAS CITY.....	10.35Tu	5.35Tu
<i>(Via Santa Fe)</i>		
Lv SAN FRANCISCO.....		11.15 Su
Ar KANSAS CITY.....		6.00 Tu
Lv KANSAS CITY.....	11.35Tu	7.15 Tu
Ar ST. LOUIS.....	7.13We	12.15 Tu

LINCOLN — OMAHA — KANSAS CITY — ST. LOUIS

TABLE H	Bus 106-6
Lv LINCOLN.....	▲ 7.05 Su
Lv OMAHA.....	8.00 Su
Ar KANSAS CITY.....	11.59 Su
Ar ST. LOUIS.....	5.40 Su

St. Louis Gateway	THE TEXAN	THE TEXAS EAGLE	The Southerner	THE TEXAS EAGLE	The Sunshine Special	The Ozarker	The Southerner	
	25 Daily Example	1 Daily Example	7 Daily Example		2 Daily Example	32 Daily Example	4 Daily Example	8 Daily Example
Lv ST. LOUIS	1.00 Su	5.50 Su	11.59 Sat	1.00 Su			8.00 Sa	
Ar LITTLE ROCK	8.30 Su	12.05 Mo	9.45 Su	11.40 Su			5.55 Su	
Memphis Gateway								
Lv MEMPHIS		8.30 Su	8.00 Su	2.30 Su			8.30 Su	
Ar LITTLE ROCK		11.30 Su	11.05 Su	9.30 Su			3.05 Su	
Lv LITTLE ROCK							3.25 Su	
Ar Texarkana	8.50 Su	12.25 Mo	11.25 Su	12.50 Mo		8.30 Su	6.45 Mo	
Ar Texarkana via T. & P.	12.10 Mo	3.25 Mo	2.30 Su	6.00 Mo		10.15 Su	7.50 Mo	
Ar Longview	12.45 Mo	3.40 Mo	3.00 Su	8.30 Mo		1.15 Mo	10.20 Mo	
Lv Longview	2.45 Mo	5.25 Mo	5.20 Su	8.30 Mo		1.30 Mo	10.20 Mo	
Ar DALLAS	3.05 Mo	5.25 Mo	5.20 Su	10.30 Mo		4.15 Mo	12.15 Mo	
Ar FT. WORTH	5.45 Mo	7.50 Mo	8.30 Su	10.40 Mo	7.45 Mo	4.30 Mo	12.35 Mo	
Ar EL PASO (M.T.)	7.00 Mo	9.00 Mo	10.00 Su	1.10 Tu	11.05 Mo	7.25 Mo	3.30 Mo	
Ar EL PASO (S.P.)		10.45 Mo	12.50 Mo	Memphis Gateway				8-220
Ar TUCSON		12.25 Tu	2.50 Mo	Lv LITTLE ROCK	2-202	32-202	3.50 Mo	
Ar PHOENIX		6.30 Su	9.25 Mo	Ar MEMPHIS	6.00 Tu	6.00 Tu	7.00 Mo	
Ar LOS ANGELES (P.T.)		9.15 Tu	12.15 Tu	Lv LITTLE ROCK	1.30 Tu	11.50 Mo	8.00 Mo	
		8.30 Tu	8.30 Tu	Ar ST. LOUIS	8.10 Tu	7.50 Tu	4.40 Mo	

St. Louis Gateway	THE TEXAS EAGLE	THE TEXAN	The Southerner	THE TEXAS EAGLE	26-4 Daily Example	The Southerner
21 Daily Example	25 Daily Example	7-37 Daily Example	22 Daily Example	22 Daily Example	26-4 Daily Example	38-8 Daily Example
Lv ST. LOUIS	5.40 Su	1.00 Su	11.59 Sat	8.10 Sa		
Ar LITTLE ROCK	11.55 Su	8.30 Su	9.45 Su	3.50 Su		
Memphis Gateway						
Lv MEMPHIS	8.30 Su		8.00 Su	8.00 Su		
Ar LITTLE ROCK	11.30 Su		11.05 Su	9.05 Su		
Lv LITTLE ROCK	12.10 Mo	8.50 Su	11.25 Su	Lv SAN ANTONIO	2.30 Su	8.15 Su
Ar Texarkana	2.50 Mo	12.10 Mo	2.30 Su	Ar AUSTIN	3.59 Su	10.35 Su
Ar Texarkana	3.10 Mo	12.45 Mo	3.35 Su	Ar Palestine	7.15 Su	4.40 Mo
Via T. & P.				Ar Palestine	7.40 Su	5.30 Mo
Ar Longview	4.55 Mo	2.45 Mo	5.45 Su	Ar Longview	9.25 Su	8.10 Mo
Ar Longview	5.00 Mo	2.55 Mo	6.05 Su	Ar Longview	9.30 Su	1.15 Mo
Via MoPac.				Via T. & P.		
Ar Palestine	6.45 Mo	5.00 Mo	8.45 Su	Ar Texarkana	11.05 Su	3.30 Mo
Lv Palestine	7.05 Mo		9.20 Su	Ar Texarkana	11.15 Su	4.30 Mo
Ar AUSTIN	10.38 Mo		3.27 Mo	Ar LITTLE ROCK	1.45 Mo	7.25 Mo
Ar SAN ANTONIO	12.25 Mo		5.45 Mo	Memphis Gateway		
Ar LAREDO	4.40 Mo			Lv LITTLE ROCK	2.40 Mo	3.50 Mo
Via N. R. of M.				Ar MEMPHIS	6.00 Mo	7.00 Mo
Lv NUEVO LAREDO	6.15 Mo			Lv LITTLE ROCK	2.00 Mo	8.00 Mo
Ar MONTERREY	10.23 Mo			Ar ST. LOUIS	8.25 Mo	4.40 Mo
Ar MEXICO CITY	8.10 Tu					11.00 Mo

St. Louis Gateway	THE TEXAS EAGLE	THE TEXAN	The Southerner	THE TEXAS EAGLE	26-4 Daily Example	The Southerner
21-121 Daily Example	25 Daily Example	7-37-137 Daily Example	122-22 Daily Example	26-4 Daily Example	138-38-8 Daily Example	
Lv ST. LOUIS	5.40 Su	1.00 Su	11.59 Sat	4.15 Mo		11.45 Su
Ar LITTLE ROCK	11.55 Su	8.30 Su	9.45 Su	Ar Palestine	7.10 Mo	4.30 Mo
Memphis Gateway						
Lv MEMPHIS	8.30 Su		219-7	Ar Palestine	7.40 Mo	5.30 Mo
Ar LITTLE ROCK	11.30 Su		8.00 Su	Ar Longview	9.25 Mo	8.10 Mo
Lv LITTLE ROCK	12.10 Mo	8.50 Su	11.05 Su	Ar Longview	9.30 Mo	1.15 Mo
Ar Texarkana	2.50 Mo	12.10 Mo	2.30 Su	Ar TEXARKANA	11.05 Mo	3.30 Mo
Ar Texarkana	3.10 Mo	12.45 Mo	3.35 Su	Ar Texarkana	11.15 Mo	4.30 Mo
Via T. & P.				Via Mo. Pac.		
Ar Longview	4.55 Mo	2.45 Mo	5.45 Su	Ar LITTLE ROCK	1.45 Tu	7.25 Mo
Ar Longview	5.00 Mo	2.55 Mo	6.05 Su	Memphis Gateway		
Via MoPac.				Lv LITTLE ROCK	2.40 Tu	3.50 Mo
Ar Palestine	6.45 Mo	5.00 Mo	8.45 Su	Ar MEMPHIS	6.00 Tu	7.00 Mo
Lv Palestine	7.15 Mo		10.30 Su	Lv LITTLE ROCK	2.00 Tu	8.00 Tu
Ar HOUSTON	10.40 Mo		3.15 Mo	Ar ST. LOUIS	8.25 Tu	4.40 Tu

Lv CHICAGO (GM&O)	1-831	7-219
Lv ST. LOUIS	11.15 Su	4.50 Sat
Ar LITTLE ROCK	5.50 Su	11.59 Sat
Lv LITTLE ROCK	12.05 Mo	9.45 Su
Ar HOT SPRINGS	1.30 Mo	11.20 Su
	3.00 Mo	12.45 Su
220-8		
Lv HOT SPRINGS	2.00 Su	9.30 Su
Ar LITTLE ROCK	3.20 Su	10.55 Su
Lv LITTLE ROCK	3.45 Su	11.50 Su
Ar ST. LOUIS	11.00 Su	7.50 Mo
Ar CHICAGO (GM&O)	7.00 Mo	2.08 Mo
832-32		
Lv HOT SPRINGS	2.00 Su	9.30 Su
Lv BENTON	2.45 Su	10.20 Su
Ar LITTLE ROCK	3.20 Su	10.50 Su
Lv LITTLE ROCK	3.50 Su	2.40 Mo
Ar MEMPHIS	7.00 Su	6.00 Mo
220		
Lv HOT SPRINGS	2.00 Su	9.30 Su
Lv BENTON	2.45 Su	10.20 Su
Ar LITTLE ROCK	3.20 Su	10.50 Su
Lv LITTLE ROCK	3.50 Su	2.40 Mo
Ar MEMPHIS	7.00 Su	6.00 Mo

Lv ST. LOUIS	1
Lv LITTLE ROCK	5.50 Su
Lv HOPE (L&A)	12.25 Mo
Ar SHREVEPORT	3.30 Mo
	7.00 Mo
32	
Lv SHREVEPORT (KCS)	5.20 Su
Lv TEXARKANA	7.45 Su
Ar LITTLE ROCK	11.05 Su
Ar ST. LOUIS	7.50 Mo

Lv ST. LOUIS	1-821
Lv LITTLE ROCK	5.50 Su
Ar GURDON	12.25 Mo
Ar EL DORADO	1.55 Mo
	5.00 Mo
822-32	
Lv EL DORADO	6.30 Su
Lv GURDON	9.20 Su
Ar LITTLE ROCK	11.05 Su
Ar ST. LOUIS	7.50 Mo

EQUIPMENT — SOUTHWEST

All Regular Cars Air Conditioned

SOUTHBOUND

The Texas Eagle Train No. 1 (Streamlined Train)

Sleepers—

Chicago to El Paso (14 Rmte. 4 DBR) [MP-20] (G. M. & O. Train 1 to St. Louis).

New York to Ft. Worth (Via P.R.R.) (10 Rmte. 6 DBR) [MP-2]

Washington to Ft. Worth (Via B.&O.) (14 Rmte. 4 DBR) [MP-30]

Memphis to Ft. Worth (14 Rmte. 4 DBR) [18] (No. 201 to Little Rock).

St. Louis to El Dorado (14 Rmte. 1 Dr. 2 DBR) [315] (No. 821 from Gurdon. (Open until 7:00 A. M.))

St. Louis to Shreveport (14 Rmte. 1 Dr. 2 DBR) [314] (L & A 3 from Hope).

St. Louis to Lake Charles (14 Rmte. 4 DBR) [312] (No. 131 from Little Rock).

Dallas to Los Angeles (Roomette-Bedroom) [12]

Lounge Car—

St. Louis to Ft. Worth (5 Bedroom) [17].

Dining Car—

St. Louis to Ft. Worth.

Dining-Lounge—

Ft. Worth to El Paso.

Coaches—(Reclining Seats)

St. Louis to El Paso.

St. Louis to Ft. Worth (Grill).

St. Louis to Ft. Worth (Planetarium).

Memphis to Ft. Worth. (No. 201 to Little Rock)

The Texas Eagle Train No. 21 (Streamlined Train)

Sleepers—

Chicago to Houston (10 Rmte. 6 DBR) [MP-23]. (G. M. & O. Train 1 to St. Louis.)

Memphis to Houston (14 Rmte. 4 DBR) [217] (No. 201 to Little Rock)

New York to Houston (Via P.R.R.) (10 Rmte. 6 DBR) [MP-4].

New York to San Antonio (Via P.R.R.) (10 Rmte. 6 DBR) [MP-3]

St. Louis to San Antonio (14 Rmte. 4 DBR) [215].

Dining Lounge Car—

St. Louis to Houston.

St. Louis to San Antonio.

SLUMBERCOACH—

Baltimore to San Antonio (Eight Double Rooms 24 Single Rooms [SC-45] (B. & O. Train 1 to St. Louis).

Coaches—(Reclining Seats)

St. Louis to Houston.

St. Louis to San Antonio (Planetarium).

St. Louis to San Antonio (Grill).

No Checked Baggage or Remains Will Be Handled On This Train.

Aztec Eagle Train No. 21

Sleepers—

San Antonio to Mexico City (8 Sec. 1 D Room 3 DBR) [253].

Coaches—(Reclining Seats)

Grill Coach—San Antonio - Laredo.

Coach—Laredo - Mexico City (Reserved Seats).

Dining-Lounge—

Laredo-Mexico City.

Train No. 201

Sleepers—

Memphis to Ft. Worth (14 Rmte. 4 DBR) [18]. (No. 1 from Little Rock).

Memphis to Houston (14 Rmte. 4 DBR) [217]. (No. 21 from Little Rock).

Coaches—(Reclining Seats)

Memphis to Little Rock.

Memphis to Ft. Worth. (No. 1 from Little Rock).

The Southerner No. 7

Sleepers—

St. Louis to Hot Springs (10 Rmte. 5 DBR) [75].

(Open for occupancy 9:30 PM).

Chicago to Hot Springs (10 Rmte., 6 DBR) [35] (G. M. & O. 3 to St. Louis).

Dallas to El Paso (Sections, Roomettes, Bedrooms).

Coaches—(Reclining Seats)

St. Louis to Hot Springs (Train 219 from Little Rock).

St. Louis-Ft. Worth. (Train 219 to Little Rock).

Texarkana to San Antonio.

Palestine to Houston.

Marshall to El Paso (Grill).

Dining-Lounge—

St. Louis to Texarkana.

No. 219

Sleepers—

Chicago to Hot Springs (10 Rmte. 6 DBR) [35] (Train 7 to Little Rock).

Coaches—(Reclining Seats)

St. Louis to Hot Springs.

Memphis to Hot Springs (Grill).

Memphis to Ft. Worth (Train 7 from Little Rock).

The Texan No. 25

Coaches—(Reclining Seats)

St. Louis to Little Rock.

St. Louis to Ft. Worth.

Longview to Palestine.

Dining-Lounge Car

St. Louis to Little Rock.

NORTHBOUND

The Texas Eagle Train No. 2 (Streamlined Train)

Sleepers—

El Paso to Chicago (14 Rmte. 4 DBR) [GM-23]. (G. M. & O. Train 2 to Chicago).

Ft. Worth to Washington (Via B&O) (14 Rmte. 4 DBR) [BO-32].

Ft. Worth to New York (Via P.R.R.) (10 Rmte. 6 DBR) [PR-9].

Ft. Worth to Memphis (14 Rmte. 4 DBR) [27] (No. 202 from Little Rock).

Lounge Car—

Ft. Worth to St. Louis (5 Bedroom)[29].

Dining Car—

Ft. Worth to St. Louis.

Dining-Lounge—

El Paso to Ft. Worth.

Coaches—(Reclining Seats)

El Paso to St. Louis.

Ft. Worth to St. Louis (Grill).

Ft. Worth to St. Louis (Planetarium).

Ft. Worth to Memphis. (No. 202 from Little Rock).

The Texas Eagle Train No. 22 (Streamlined Train)

Sleepers—

Houston to Chicago (10 Rmte. 6 DBR) [GM-10]. (G. M. & O. Train 2 St. Louis-Chicago).

Houston to Memphis (14 Rmte. 4DBR) [1221] (No. 202 from Little Rock).

Houston to New York (Via P.R.R.) (10 Rmte. 6 DBR) [PR-12].

San Antonio to New York (Via P.R.R.) (10 Rmte. 6 DBR) [PR-15]

San Antonio to St. Louis (14 Rmte. 4 DBR) [228].

Dining-Lounge Car—

Houston to St. Louis.

San Antonio to St. Louis.

SLUMBERCOACH—

San Antonio to Baltimore (Eight Double Rooms 24 Single Rooms) [SC-46] (B. & O. Train 2 from St. Louis).

Coaches—(Reclining Seats)

Houston to St. Louis.

San Antonio to St. Louis (Planetarium).

San Antonio to St. Louis (Grill).

No Checked Baggage or Remains Will Be Handled On This Train.

Aztec Eagle Train No. 22

Sleepers—

Mexico City to San Antonio (8 Sec. 1 D Room 3 DBR) [266].

Coaches—(Reclining Seats)

Grill Coach—Laredo - San Antonio.

Coach—Mexico City - Laredo (Reserved Seats).

Dining-Lounge—

Mexico City-Laredo.

Train No. 202

Sleepers—

(Open at Memphis until 7:30 A. M.) Ft. Worth to Memphis (14 Rmte. 4 DBR) [27]. (No. 2 to Little Rock).

Houston to Memphis (14 Rmte. 4 DBR) [1221] (Train 22 to Little Rock).

Coaches—(Reclining Seats)

Ft. Worth to Memphis. (No. 2 to Little Rock).

Little Rock to Memphis.

The Sunshine Special Train No. 32

Sleepers—

Shreveport to St. Louis (14 Rmte. 1 Dr. 2 DBR) [323] (KCS 16 to Texarkana).

El Dorado to St. Louis (14 Rmte. 1 Dr. 2 DBR) [324] (No. 822 to Gurdon).

Lake Charles to St. Louis (14 Rmte. 4 DBR.) [1321] (No. 132 to Little Rock).

Hot Springs to St. Louis (10 Rmte. 5 DBR) [325] (No. 832 to Little Rock).

Dining-Lounge Car—

Little Rock to St. Louis.

Coaches—(Reclining Seats)

Texarkana to St. Louis.

The Southerner No. 8

Sleepers—

Hot Springs to Chicago (10 Rmte., 6 DBR) [83]. (To Little Rock No. 220, from St. Louis G. M. & O. No. 8.)

Coaches—(Reclining Seats)

Ft. Worth to St. Louis.

Ft. Worth to Memphis (Train 220 from Little Rock).

Ft. Worth to Marshall (Grill).

Houston to Palestine.

San Antonio to Texarkana.

Dining Lounge—

Texarkana to St. Louis.

No. 220

Sleepers—

Hot Springs to Chicago (10 Rmte., 6 DBR) [83]. (Train 8 from Little Rock.)

Coaches—(Reclining Seats)

Hot Springs to St. Louis.

Hot Springs to Memphis (Grill).

Ft. Worth to Memphis (Train 8 to Little Rock).

No. 26-4

Coaches—(Reclining Seats)

Palestine to Longview.

Ft. Worth to St. Louis.

Designating Number of Sleeping or Parlor Cars indicated in brackets []. Capacity of sleepers shown in parenthesis—(12-1)—12 Section 1 drawing room—(10-1-2) 10 Section 1 drawing room 2 compartment—(14 Rmte. 4 DBR) 14 Roomette 4 Double Bedroom—(8 Sec. 5 DBR)—8 Section 5 double bedroom. (14 Rmte. 1 Dr. 2 DBR) 14 Roomette 1 Drawing Room 2 Double Bedroom.

TABLE

S**ST. LOUIS — MEMPHIS — NEW ORLEANS —
LAKE CHARLES**

	1-201-131		132-202-32
Lv ST. LOUIS.....	5.50 Su	Lv LAKE CHARLES.....	1.05 Su
Lv MEMPHIS.....	8.30 Su	Lv NEW ORLEANS.....	8.55 Su
Lv LITTLE ROCK.....	1.20Mo	Lv ALEXANDRIA.....	3.50 Su
Ar MONROE.....	6.20Mo	Lv MONROE.....	6.25 Su
Ar ALEXANDRIA.....	9.15Mo	Ar LITTLE ROCK.....	11.20 Su
Ar NEW ORLEANS.....	6.35Mo	Ar MEMPHIS.....	6.00Mo
Ar LAKE CHARLES.....	12.15Mo	Ar ST. LOUIS.....	7.50Mo

No. 131**Louisiana Sunshine Special****Sleeper—**

St. Louis to Lake Charles (14 Rmte. 4 Double Bedroom) [312] (No. 1 to Little Rock.)

Coach (Reclining Seats):

Little Rock to Lake Charles.

Grill—Coach—Little Rock to Alexandria.**No. 132****Louisiana Sunshine Special****Sleeper—**

Lake Charles to St. Louis (14 Rmte. 4 Double Bedroom) [1321] (No. 32 from Little Rock.)

Coach (Reclining Seats):

Lake Charles to Little Rock.

Grill—Coach—Alexandria to Little Rock.

TABLE

T**ST. LOUIS AND MEMPHIS TO THE RIO GRANDE VALLEY**

	21-201-321 Daily	315 Daily		316 Daily	322-202-22-Daily
Lv ST. LOUIS.....	5.40 Su		Lv BROWNSVILLE.....	8.45 Su	7.00 Su
Lv MEMPHIS.....	8.30 Su		Lv HARLINGEN.....	9.45 Su	7.45 Su
Lv HOUSTON.....	10.40Mo		Lv CORPUS CHRISTI.....		10.05 Su
Lv HOUSTON.....	11.30Mo	9.40Mo	Ar HOUSTON.....	7.30Mo	3.25 Su
Ar CORPUS CHRISTI.....	5.15Mo		Lv HOUSTON.....		4.15 Su
Ar HARLINGEN.....	7.35Mo	6.30 Tu	Ar MEMPHIS.....		6.00Mo
Ar BROWNSVILLE.....	8.25Mo	7.55 Tu	Ar ST. LOUIS.....		8.25Mo

Nos. 315 and 316—The Pioneer**Sleepers**.....Between Houston and Brownsville (8 Sec. 5 Double Bedroom.) [150-160].**Chair Car & Coaches (Reclining Seats)**.....Between Houston and Brownsville.**Nos. 321 and 322—The Valley Eagle****Coaches (Reclining Seats)**.....Between Houston and Brownsville. (Grill) Between Houston and Corpus Christi

TABLE

U**NEW ORLEANS, BATON ROUGE, BEAUMONT, HOUSTON
CALIFORNIA**

	303 Daily	309 Daily		SFe 24-65	
Lv NEW ORLEANS.....	8.55 Su	10.10 Su	Lv SAN FRANCISCO.....	11.15 Fr	
Lv BATON ROUGE.....	11.05 Su	12.20Mo	Lv LOS ANGELES.....	1.15 Fr	
Ar BEAUMONT.....	3.40 Su	5.00Mo	Ar HOUSTON.....	8.15 Su	
Ar HOUSTON.....	6.10 Su	7.30Mo			
	SFe 66-23			304 Daily	310 Daily
Lv HOUSTON.....	6.45 Su		Lv HOUSTON.....	9.05 Su	9.35 Su
Ar SAN FRANCISCO.....	2.15 Tu		Lv BEAUMONT.....	11.25 Su	11.45 Su
Ar LOS ANGELES.....	12.10 Tu		Ar BATON ROUGE.....	4.20 Su	4.20Mo
			Ar NEW ORLEANS.....	6.35 Su	6.40Mo

Nos. 303 and 304—The Orleansian**Cafe-Parlor**.....Between New Orleans and Houston.**DeLuxe Chair Cars and Coaches (Reclining Seats)**.....Between New Orleans and Houston.**Nos. 309 and 310—The Houstonian****Sleeper, 8-Sec. 1 Double Bedroom, 1 Single Bedroom, 6 Roomette**.....Between New Orleans and Houston [95-105].**DeLuxe Chair Cars and Coaches (Reclining Seats)**.....Between New Orleans and Houston.**EVERY DAY IS
FAMILY FARE DAY
ON MISSOURI
PACIFIC TRAINS**

Family Travel Plan on the Missouri Pacific includes every member of your family...every day. Leave any day...return any day...stop over when and where you wish.

Dad pays full fare. Mom and youngsters, ages 12-21, each pay about half. Boys and girls, ages 5-11, pay about one-fourth fare. Children under 5 ride free.

Look at these examples of savings made possible by this economical every day travel plan:

ROUND TRIP COACH FARES*
(Including 10% Federal Tax)

Between	Regular Fare	Family Fare	Savings
Memphis and Los Angeles.....	\$398.48	\$260.15	\$138.33
Omaha and St. Louis.....	80.29	54.84	25.45
St. Louis and San Antonio.....	183.47	125.29	58.18
San Antonio and Memphis.....	146.90	100.27	46.63
Dallas and Chicago.....	182.32	124.41	57.91
Ft. Worth and St. Louis.....	129.96	88.72	41.24
Houston and St. Louis.....	171.71	117.26	54.45
Kansas City and Denver.....	122.24	83.49	38.75
Little Rock and El Paso.....	205.03	139.98	65.05
New Orleans and San Francisco.....	398.48	282.04	116.44
Wichita and Colorado Springs... 92.02	62.87	29.15	

*Fares are shown for a family of four... father, mother and two children—one 12 to 21 years old, one 5 to 11 years old.

ST. LOUIS — KANSAS CITY — OMAHA — LINCOLN

Miles	TABLE 1 4-3-60	5-105 Daily	15 Daily	11 Daily	9 Daily	35 Daily Ex. Sat. Su. & Holidays
0	Lv ST. LOUIS	8.50	2.30	4.00	11.17	4.25
3	Lv Tower Grove	8.59	2.39	4.08	11.26	4.34
7	Lv Maplewood					4.41
10	Lv Webster Groves					4.52
13	Lv Kirkwood	9.10	2.50	4.20	11.40	5.05
18	Lv Valley Park					5.17
23	Lv Jedburb					5.32
27	Lv Eureka					5.38
30	Lv Allenton					5.50
34	Lv Pacific					5.50
39	Lv Gray Summit					
51	Lv Washington	9.47	3.25		12.20	
64	Lv New Haven					12.32
71	Lv Berger					12.39
77	Lv Hermann		3.50			12.48
85	Lv Gasconade		4.00			12.58
89	Lv Morrison					
97	Lv Chamois		4.12			1.13
102	Lv St. Aubert					
109	Lv Bonnot's Mill					1.28
114	Lv Osage					
122	Ar Jefferson City	11.00	4.40	6.00	1.55	
122	Lv Jefferson City	11.05	4.50	6.05	2.20	
137	Lv Centertown					
147	Lv California	11.30	5.18		2.48	
153	Lv Clarksburg					
159	Lv Tipton		5.32		3.07	
164	Lv Syracuse					
172	Lv Otterville					
185	Lv Sedalia	12.10	6.10	7.10	4.00	
192	Lv Dresden					
197	Lv Lamonte					
204	Lv Knobnoster	f 12.28				
208	Lv Montserratt					
215	Lv Warrensburg	12.40		7.37	4.40	
221	Lv Centerville					
229	Lv Holden	12.55			4.54	
239	Lv Strasburg					
246	Lv Pleasant Hill	1.19	7.15	# 8.04	5.20	
251	Lv Greenwood					
256	Lv Lee's Summit	1.33	f 7.27		5.34	
270	Lv Independence	1.55	7.45	8.27	6.00	
279	Ar KANSAS CITY	2.20	8.25	9.00	6.45	
279	Lv KANSAS CITY	105				
282	Lv Kansas City Kan.	2.40				
307	Lv Leavenworth	3.15				
309	Lv Fort Leavenworth	3.20				
328	Ar Atchison	3.42				
335	Lv Shannon					
338	Lv Lancaster					
344	Lv Huron					
349	Lv Everest					
355	Lv Willis					
359	Lv Baker					
367	Lv Hiawatha	4.24				
372	Lv Padonia					
376	Lv Reserve, Kan.					
382	Lv Falls City, Neb.	4.42				
392	Lv Verdon					
398	Lv Stella					
405	Lv Howe					
411	Lv Auburn	5.11				
420	Lv Julian					
426	Lv Paul					
433	Lv Nebraska City	5.35				
444	Ar Union	5.50				
444	Lv Union	5.50				
452	Lv Murray					
459	Lv Plattsmouth	6.06				
468	Lv Fort Crook	6.17				
478	Ar OMAHA (Un. Sta.)	6.55				
444	Lv Union	Bus				8.56
448	Lv Nehawka	5.56				9.00
448	Lv Nehawka Road	6.05				9.04
457	Lv Weeping Water					9.20
457	Lv Weeping Water Road	6.15				9.30
468	Lv Elmwood					9.48
468	Lv Elmwood Road	6.28				9.53
476	Lv Eagle	6.40				10.05
483	Lv Walton					10.16
483	Lv Walton Road	6.49				10.20
492	Ar LINCOLN	7.15				10.50

★—Stops to receive or discharge revenue passengers. f—Stops on signal.
 ■—Stops to receive revenue passengers.
 ●—Stops to discharge revenue passengers.
 #—Stops to receive revenue passengers for Pueblo and beyond.

LINCOLN — OMAHA — KANSAS CITY — ST. LOUIS

Miles	TABLE 2 4-3-60	Bus 106-6 Daily	12 Daily	14 Daily	10 Daily	Bus Daily
0	Lv LINCOLN	7.05				2.40
0	Lv Walton					3.13
7	Lv Walton Road	7.35				3.16
16	Lv Eagle	7.45				3.25
24	Lv Elmwood					3.42
24	Lv Elmwood Road	7.57				3.47
35	Lv Weeping Water					4.10
35	Lv Weeping Water Road	8.10				4.17
44	Lv Nehawka Road	8.20				4.27
44	Lv Nehawka					4.31
48	Ar Union	8.35				4.45
0	Lv OMAHA (Un. Sta.)	8.00				
10	Lv Fort Crook	8.18				
19	Lv Plattsmouth	8.28				
26	Lv Murray					
34	Ar Union	8.45				
34	Lv Union	8.45				
45	Lv Nebraska City	8.59				
52	Lv Paul					
58	Lv Julian					
67	Lv Auburn	9.23				
73	Lv Howe					
80	Lv Stella					
86	Lv Verdon					
96	Lv Falls City, Neb.	9.53				
102	Lv Reserve, Kan.					
106	Lv Padonia					
111	Lv Hiawatha	10.09				
119	Lv Baker					
123	Lv Willis					
129	Lv Everest					
134	Lv Huron					
140	Lv Lancaster					
143	Lv Shannon					
150	Lv Atchison	10.54				
169	Lv Fort Leavenworth	11.13				
171	Lv Leavenworth	11.18				
196	Lv Kansas City, Kan.					
199	Ar KANSAS CITY	11.59				
199	Lv KANSAS CITY	6	12	14	10	
208	Lv Independence	12.20	7.15	4.00	11.35	
222	Lv Lee's Summit	12.35	7.30	4.15	11.53	
227	Lv Greenwood	12.50			12.12	
232	Lv Pleasant Hill	1.02	7.53	4.40	12.32	
239	Lv Strasburg					
249	Lv Holden				12.52	
257	Lv Centerville					
263	Lv Warrensburg	1.36	8.22	5.10	1.20	
270	Lv Montserratt					
270	Lv Knobnoster	f 1.45				
281	Lv Lamonte					
286	Lv Dresden					
293	Lv Sedalia	2.10	8.52	5.40	2.20	
309	Lv Otterville					
314	Lv Syracuse					
319	Lv Tipton				2.50	
325	Lv Clarksburg					
331	Lv California	2.48	9.29	6.19	3.07	
341	Lv Centertown					
356	Ar Jefferson City	3.15	9.55	7.00	3.55	
356	Lv Jefferson City	3.20	10.00	7.10	4.05	
364	Lv Osage				4.15	
369	Lv Bonnot's Mill					
376	Lv St. Aubert					
381	Lv Chamois				7.35	4.32
389	Lv Morrison					4.40
393	Lv Gasconade					4.46
401	Lv Hermann				7.57	4.56
407	Lv Berger					
414	Lv New Haven					
427	Lv Washington					
439	Lv Gray Summit	4.28		8.25	5.40	
444	Lv Pacific					
448	Lv Allenton					
451	Lv Eureka					
455	Lv Jedburb					
460	Lv Valley Park					
465	Lv Kirkwood	5.10	11.45	9.15	6.33	
468	Ar Webster Groves				6.36	6.24
471	Lv Maplewood					6.33
475	Ar Tower Grove	5.22	11.58	9.27	6.54	6.39
478	Ar ST. LOUIS	5.40	12.15	9.45	7.13	6.57

★—Stops to receive or discharge revenue passengers. f—Stops on signal.
 ●—Stops to discharge revenue passengers.
 #—Stops to discharge revenue passengers from Pueblo and beyond.

ST. LOUIS — KANSAS CITY — OMAHA — LINCOLN

Miles	TABLE 1 4-3-60	5-105 Daily	15 Daily	11 Daily	9 Daily	35 Daily Ex. Sat. Su. & Holidays
0	Lv ST. LOUIS	8.50	2.30	4.00	11.17	4.25
3	Lv Tower Grove	8.59	2.39	4.08	11.26	4.34
7	Lv Maplewood					4.41
10	Lv Webster Groves					4.52
13	Lv Kirkwood	9.10	2.50	4.20	11.40	5.05
18	Lv Valley Park					5.17
23	Lv Jedsburg					5.32
27	Lv Eureka					5.38
30	Lv Allenton					f
34	Lv Pacific					5.50
39	Lv Gray Summit					
51	Lv Washington	9.47	3.25		12.20	
64	Lv New Haven				12.32	
71	Lv Berger				12.39	
77	Lv Hermann		3.50		12.48	
85	Lv Gasconade		4.00		f 12.58	
89	Lv Morrison					
97	Lv Chamois		4.12		1.13	
102	Lv St. Aubert					
108	Lv Bonnot's Mill				1.28	
114	Lv Osage					
122	Lv Jefferson City	11.00	4.40	6.00	1.55	
122	Lv Jefferson City	11.05	4.50	6.05	2.20	
137	Lv Centertown					
147	Lv California	11.30	5.18		2.48	
153	Lv Clarksburg					
159	Lv Tipton		5.32		3.07	
164	Lv Syracuse					
172	Lv Otterville					
185	Lv Sedalia	12.10	6.10	7.10	4.00	
192	Lv Dresden					
197	Lv Lamonte					
204	Lv Knobnoster	f 12.28				
208	Lv Montserrat					
215	Lv Warrensburg	12.40		7.37	4.40	
221	Lv Centerview					
229	Lv Holden	12.55			4.54	
239	Lv Strasburg					
246	Lv Pleasant Hill	1.19	7.15	8.04	5.20	
251	Lv Greenwood					
256	Lv Lee's Summit	1.33	f 7.27		5.34	
270	Lv Independence	1.55	7.45	8.27	6.00	
279	Lv KANSAS CITY	2.20	8.25	9.00	6.45	
279	Lv KANSAS CITY	105				
282	Lv Kansas City Kan.	2.40				
307	Lv Leavenworth	3.15				
309	Lv Fort Leavenworth	3.20				
328	Lv Atchison	3.42				
335	Lv Shannon					
338	Lv Lancaster					
344	Lv Huron					
349	Lv Everest					
355	Lv Willis					
359	Lv Baker					
367	Lv Hiawatha	4.24				
372	Lv Padonia					
376	Lv Reserve, Kan.					
382	Lv Falls City, Neb.	4.42				
392	Lv Verdon					
398	Lv Stella					
405	Lv Howe					
411	Lv Auburn	5.11				
420	Lv Julian					
426	Lv Paul					
433	Lv Nebraska City	5.35				
444	Lv Union	5.50				
444	Lv Union	5.50				
452	Lv Murray					
459	Lv Plattsmouth	6.06				
468	Lv Fort Crook	6.17				
478	Lv OMAHA (Un. Sta.)	6.55				
444	Lv Union	Bus 5.56			Bus 8.56	
448	Lv Nehawka				9.00	
457	Lv Nehawka Road	6.05			9.04	
468	Lv Weeping Water				9.20	
468	Lv Weeping Water Road	6.15			9.30	
468	Lv Elmwood				9.48	
476	Lv Elmwood Road	6.28			9.53	
483	Lv Eagle	6.40			10.05	
483	Lv Walton				10.16	
492	Lv Walton Road	6.49			10.20	
492	Lv LINCOLN	7.15			10.50	

*—Stops to receive or discharge revenue passengers. f—Stops on signal.
 ●—Stops to receive revenue passengers.
 ●—Stops to discharge revenue passengers.
 #—Stops to receive revenue passengers for Pueblo and beyond.

LINCOLN — OMAHA — KANSAS CITY — ST. LOUIS

Miles	TABLE 2 4-3-60	Bus 106-6 Daily	12 Daily	14 Daily	10 Daily	Bus Daily
0	Lv LINCOLN	7.05				2.40
9	Lv Walton					3.13
16	Lv Walton Road	7.35				3.16
24	Lv Eagle	7.45				3.25
35	Lv Elmwood					3.42
35	Lv Elmwood Road	7.57				3.47
44	Lv Weeping Water					4.10
44	Lv Weeping Water Road	8.10				4.17
48	Lv Nehawka Road	8.20				4.27
48	Lv Nehawka					4.31
48	Lv Union	8.35				4.45
0	Lv OMAHA (Un. Sta.)	106				
10	Lv Fort Crook	8.00				
19	Lv Plattsmouth	8.18				
26	Lv Murray	8.28				
34	Lv Union	8.45				
34	Lv Union	8.45				
45	Lv Nebraska City	8.59				
52	Lv Paul					
58	Lv Julian					
67	Lv Auburn	9.23				
73	Lv Howe					
80	Lv Stella					
86	Lv Verdon					
96	Lv Falls City, Neb.	9.53				
102	Lv Reserve, Kan.					
106	Lv Padonia					
111	Lv Hiawatha	10.09				
119	Lv Baker	MISSOURI RIVER				
123	Lv Willis					
129	Lv Everest					
134	Lv Huron					
140	Lv Lancaster	EAGLE				
143	Lv Shannon	10.54				
150	Lv Atchison	11.13				
169	Lv Fort Leavenworth	11.18				
171	Lv Leavenworth					
196	Lv Kansas City, Kan.					
199	Lv KANSAS CITY	11.59				
199	Lv KANSAS CITY	6	12	14	10	
208	Lv Independence	12.20	7.15	4.00	11.35	
222	Lv Lee's Summit	12.35	7.30	4.15	f 12.12	
227	Lv Greenwood	12.50			f 12.17	
232	Lv Pleasant Hill	1.02	7.53	4.40	12.32	
239	Lv Strasburg					
249	Lv Holden				12.52	
257	Lv Centerview					
263	Lv Warrensburg	1.36	8.22	5.10	1.20	
270	Lv Montserrat					
274	Lv Knobnoster	f 1.45				
281	Lv Lamonte					
286	Lv Dresden					
293	Lv Sedalia	2.10	8.52	5.40	2.20	
306	Lv Otterville					
314	Lv Syracuse					
319	Lv Tipton				2.50	
325	Lv Clarksburg					
331	Lv California	2.48	9.29	6.19	3.07	
341	Lv Centertown					
356	Lv Jefferson City	3.15	9.55	7.00	3.55	
356	Lv Jefferson City	3.20	10.00	7.10	4.05	
364	Lv Osage				4.15	
369	Lv Bonnot's Mill					
376	Lv St. Aubert					
381	Lv Chamois				4.32	
389	Lv Morrison				4.40	
393	Lv Gasconade				4.46	
401	Lv Hermann				4.56	
407	Lv Berger					
414	Lv New Haven				5.12	
427	Lv Washington				5.40	
439	Lv Gray Summit	4.28		8.25		
444	Lv Pacific					
448	Lv Allenton					
451	Lv Eureka					
455	Lv Jedsburg					
460	Lv Valley Park					
465	Lv Kirkwood	5.10	11.45	9.15	6.33	
468	Lv Webster Groves				6.36	
471	Lv Maplewood				6.44	
475	Lv Tower Grove	5.22	11.58	9.27	6.54	
478	Lv ST. LOUIS	5.40	12.15	9.45	7.13	
444	Lv Union	Bus 5.22			Bus 5.20	
448	Lv Nehawka					5.35
457	Lv Nehawka Road	6.05				5.43
468	Lv Weeping Water					5.55
468	Lv Weeping Water Road	6.15				5.55
468	Lv Elmwood					6.15
476	Lv Elmwood Road	6.28				6.24
483	Lv Eagle	6.40				6.33
483	Lv Walton					6.33
492	Lv Walton Road	6.49				6.39
492	Lv LINCOLN	7.15				6.57

*—Stops to receive or discharge revenue passengers. f—Stops on signal.
 ●—Stops to discharge revenue passengers.
 ●—Stops to discharge revenue passengers from Pueblo and beyond.

Miles	201-1 Daily	219-7 Daily	201-21 Daily	219-7 Daily	201-21 Daily	219-7 Daily
493	3.40	3.40	3.10	12.45	3.10	12.45
560	4.55	4.55	4.25	2.15	3.36	1.12
583	5.25	5.25	4.95	2.45	4.25	2.15
596	5.40	5.40	5.00	2.55	4.55	2.45
629	6.17	6.17	5.16	3.15	5.00	2.55
642	6.31	6.31	5.44	3.32	5.16	2.55
676	6.59	6.59	6.04	4.09	5.16	3.32
710	7.50	7.50	6.45	5.00	5.44	3.49
742	8.10	8.10	7.45	5.00	6.04	4.09
744	9.50	9.50	8.45	5.00	6.45	4.09
773	10.30	10.30	9.10	5.00	6.45	5.00
787	10.50	10.50	9.38	5.00	7.15	5.00
837	11.30	11.30	10.38	5.00	7.15	5.00
847	11.55	11.55	10.98	5.00	7.15	5.00
857	12.10	12.10	11.35	5.00	7.15	5.00
882	12.75	12.75	12.11	5.00	7.15	5.00
903	13.40	13.40	12.40	5.00	7.15	5.00
944	14.00	14.00	12.40	5.00	7.15	5.00
1009	14.00	14.00	12.40	5.00	7.15	5.00
1049	14.00	14.00	12.40	5.00	7.15	5.00
1109	14.00	14.00	12.40	5.00	7.15	5.00
1143	14.00	14.00	12.40	5.00	7.15	5.00
1232	14.00	14.00	12.40	5.00	7.15	5.00
1357	14.00	14.00	12.40	5.00	7.15	5.00
1357	12.25	12.25	10.79	5.00	7.15	5.00
1668	6.30	6.30	6.25	5.00	7.15	5.00
1790	9.15	9.15	8.12	5.00	7.15	5.00
2070	2.13	2.13	1.31	5.00	7.15	5.00
2165	4.46	4.46	3.25	5.00	7.15	5.00
2169	7.06	7.06	5.80	5.00	7.15	5.00

MEMPHIS — LITTLE ROCK — DALLAS — FT. WORTH — EL PASO — LOS ANGELES

MEMPHIS — LITTLE ROCK — SAN ANTONIO — MEXICO CITY

MEMPHIS — LITTLE ROCK — HOUSTON

Miles	201-1 Daily	219-7 Daily	201-21 Daily	219-7 Daily	201-21 Daily	219-7 Daily
0	8.30	8.00	8.30	8.00	8.30	8.00
17	8.30	8.33	8.30	8.33	8.30	8.33
27	9.34	9.00	9.34	9.00	9.34	9.00
32	9.34	9.00	9.34	9.00	9.34	9.00
46	9.34	9.00	9.34	9.00	9.34	9.00
59	9.34	9.00	9.34	9.00	9.34	9.00
69	10.20	10.00	10.20	10.00	10.20	10.00
91	10.20	10.00	10.20	10.00	10.20	10.00
99	10.20	10.00	10.20	10.00	10.20	10.00
116	10.20	10.00	10.20	10.00	10.20	10.00
135	11.30	11.05	11.30	11.05	11.30	11.05
147	11.30	11.05	11.30	11.05	11.30	11.05
149	12.25	11.49	12.10	11.49	12.10	11.49
172	12.25	11.49	12.10	11.49	12.10	11.49
180	12.10	12.10	12.10	12.10	12.10	12.10
192	12.10	12.10	12.10	12.10	12.10	12.10
203	12.10	12.10	12.10	12.10	12.10	12.10
214	12.10	12.10	12.10	12.10	12.10	12.10
225	12.10	12.10	12.10	12.10	12.10	12.10
229	12.10	12.10	12.10	12.10	12.10	12.10
241	12.10	12.10	12.10	12.10	12.10	12.10
246	12.10	12.10	12.10	12.10	12.10	12.10
253	12.10	12.10	12.10	12.10	12.10	12.10
261	12.10	12.10	12.10	12.10	12.10	12.10
274	12.10	12.10	12.10	12.10	12.10	12.10
281	12.10	12.10	12.10	12.10	12.10	12.10
293	12.10	12.10	12.10	12.10	12.10	12.10
510	7.50	8.30	2.50	2.50	2.50	2.30
542	9.00	8.30	2.50	2.50	2.50	2.30
1157	10.45	12.50	12.25	12.25	12.25	8.45
1965	5.05	8.30	8.10	8.10	8.10	10.30

★—Stops to receive or discharge revenue passengers.
●—Stops to discharge revenue passengers.

▲—Bus Service.—Rail Tickets honored.
■—Stops to receive revenue passengers.

Light figures indicate A. M.

Black figures indicate P. M.

LOS ANGELES — EL PASO — FT. WORTH —
DALLAS — LITTLE ROCK — ST. LOUIS

Miles	TABLE 5-8-60	9	2	32	4	8
			Daily	Daily	Daily	Daily
0	LOS ANGELES (S. P.)					
4	ALHAMBRA (Pasadena)	1.00				8.00
99	West Palm Springs	11.40				8.20
379	PHOENIX (MT.)	1.30				10.33
501	TUCSON	2.40				5.55
812	EL PASO	9.30				8.30
						3.05
812	EL PASO (T. & P.) (MT.)	12.50				3.25
937	Van Horn (CT.)	4.20				4.45
1026	Pecos	6.10				8.35
1060	Monahans	6.55				9.25
1120	Midland	8.15				10.48
1160	Big Spring	10.32				11.55
1225	Sweetwater	11.30				1.18
1266	Abilene	10.30				2.15
1287	Baird	12.10				3.00
1312	Cisco	12.55				3.34
1322	Eastland	12.10				3.45
1332	Ranger	1.07				4.01
	Mineral Wells	4.20				5.04
1382	Millsap	2.32				5.25
1396	Weatherford	0.00				6.10
1427	FORT WORTH	4.55				6.45
1427	FORT WORTH	4.55				8.30
1450	DALLAS	4.00				10.15
1493	Terrill	4.46				11.46
1527	Grand Saline	7.35				12.15
1540	Minola	8.10				9.25
1573	Gladewater	8.30				9.59
1586	Longview	8.30				10.20
1586	Longview	8.30				10.20
1609	Marshall	6.05				10.55
1676	TEXARKANA	10.30				12.15
1676	TEXARKANA	10.40				12.35
1688	Homan					4.30
1695	Fulton					4.30
1708	Hope					5.05
1716	Emmet					8.25
1723	Prescott					8.43
1728	Boughton					5.20
1740	Gurdon					9.20
1744	Curtis					5.40
1755	Arkadelphia					9.35
1765	Donatson					5.55
1777	Malvern					6.25
1789	Taskwood					10.05
1797	Benton					6.45
1820	LITTLE ROCK	1.10				7.25
1820	LITTLE ROCK	1.30				8.00
1822	North Little Rock					11.05
1834	Jacksonville					11.50
1843	Cabot					8.35
1845	Austin					8.35
1853	Beebe					8.51
1860	McRae					8.58
1866	Higginson					9.03
1869	Kensett-Searcy					9.14
1873	Judsonia					9.40
1878	Bald Knob					9.55
1883	Russell					9.40
1888	Braudford					9.40
1896	Olyphant					9.55
1905	Newport					9.55
1906	Diaz					10.30
1918	Tuckerman					10.45
1922	Vance					11.00
1927	Swifton					11.20
1933	Alicia					11.35
1937	Minturn					11.59
1940	Hoxie					4.10
1941	Walnut Ridge					4.40
1951	O'Keen					4.40
1958	Delaplane					4.40
1963	Peach Orchard					4.40
1967	Knobel					4.40
1974	Corning					4.40
1980	Moark, Ark.					4.40
1985	Neelyville, Mo.					4.40
2000	POPLAR BLUFF					4.40

MEXICO CITY — SAN ANTONIO —
LITTLE ROCK — ST. LOUIS

Miles	TABLE 5-8-60	10	22	26-4	38-8
			Daily	Daily	Daily
0	(Via T. Ry. of Mexico)				
0	MEXICO CITY				
326	San Luis Potosi	6.31			
568	Saltillo	1.35			
635	MONTERREY	3.50			
801	NUEVO LAREDO	8.00			
803	LAREDO	9.05			
842	Encinal	9.56			
870	Cotulla	10.34			
876	Gardendale	11.09			
887	Dilley	11.34			
903	Pearsall	12.13			
924	Devine	12.13			
956	SAN ANTONIO	2.30			
956	SAN ANTONIO	2.35			
960	Monte Vista	3.24			
988	New Braunfels	3.59			
1006	San Marcos	4.40			
1035	AUSTIN	5.05			
1071	Taylor	5.14			
1097	Rockdale	5.36			
1106	Milano	7.15			
1122	Valley Jct.	7.40			
1126	Hearne	8.13			
1216	PALESTINE	8.34			
1216	PALESTINE	8.34			
1243	Jacksonville	9.01			
1261	Troup	9.25			
1285	Kilgore	12.12			
1297	Longview	12.55			
1297	Longview (T. & P.)	9.30			
1320	Marshall	9.55			
1387	TEXARKANA	11.05			
1387	TEXARKANA	11.15			
1399	Homan				
1406	Fulton				
1419	Hope				
1427	Emmet				
1434	Prescott				
1439	Boughton				
1451	Gurdon				
1455	Curtis				
1466	Arkadelphia				
1477	Donaldson				
1488	Malvern				
1500	Taskwood				
1508	Benton				
1531	LITTLE ROCK				
1531	LITTLE ROCK				
1533	North Little Rock				
1545	Jacksonville				
1554	Cabot				
1556	Austin				
1564	Beebe				
1574	McRae				
1577	Higginson				
1580	Kensett-Searcy				
1584	Judsonia				
1588	Bald Knob				
1594	Russell				
1599	Braudford				
1607	Olyphant				
1616	Newport				
1617	Diaz				
1626	Tuckerman				
1630	Vance				
1633	Swifton				
1638	Alicia				
1644	Minturn				
1651	Hoxie				
1652	Walnut Ridge				
1659	O'Keen				
1659	Delaplane				
1674	Peach Orchard				
1678	Knobel				
1685	Corning				
1691	Moark, Ark.				
1696	Neelyville, Mo.				
1711	POPLAR BLUFF				

HOUSTON — LITTLE ROCK —
ST. LOUIS

Miles	TABLE 5-8-60	11	122-22	26-4	138-8
			Daily	Daily	Daily
0	HOUSTON				
13	Aldine	4.15			
19	Westfield				
23	Spring				
30	Tamina				
39	Conroe	5.04			
47	Willis				
55	New Waverly				
67	Phelps	5.32			
71	Dodge				
79	Riverside				
86	Trinity	5.50			
95	Red Branch				
107	Lovelady				
107	Cut	6.16			
113	Crockett				
120	Latox	7.10			
126	Grapeland				
133	Salmon	6.30			
139	Elkhart				
152	Paestine	7.10			
178	Jacksonville	8.13			
196	Troup	8.34			
203	Arp				
210	Overton	11.55			
220	Kilgore	9.01			
232	Longview	9.25			
232	Longview (T. & P.)	9.30			
255	Marshall	9.55			
322	TEXARKANA	11.05			
322	TEXARKANA	11.15			
334	Homan				
341	Fulton				
354	Hope				
362	Emmet				
369	Prescott				
374	Boughton				
386	Gurdon				
390	Curtis				
401	Arkadelphia				
412	Donaldson				
423	Malvern				
435	Taskwood				
443	Benton				
466	LITTLE ROCK				
466	LITTLE ROCK				
468	North Little Rock				
480	Jacksonville				
489	Cabot				
491	Austin				
499	Beebe				
506	McRae				
512	Higginson				
515	Kensett-Searcy				
519	Judsonia				
524	Bald Knob				
529	Russell				
534	Braudford				
542	Olyphant				
551	Newport				
552	Diaz				
560	Tuckerman				
564	Vance				
568	Swifton				
573	Alicia				
579	Minturn				
586	Hoxie				
587	Walnut Ridge				
604	O'Keen				
604	Delaplane				
613	Peach Orchard				
613	Knobel				
620	Corning				
626	Moark, Ark.				
631	Neelyville, Mo.				
646	POPLAR BLUFF</				

LOS ANGELES — EL PASO — FT. WORTH — MEMPHIS		DALLAS — LITTLE ROCK — MEMPHIS		HOUSTON — LITTLE ROCK — MEMPHIS	
Miles	2-202 Daily	32-202 Daily	8-220 Daily	Miles	22-202 Daily
2000	4.15	3.35	6.55	1711	4.45
lv POPLAR BLUFF			lv POPLAR BLUFF	lv POPLAR BLUFF	
2013	12.19	12.19	12.35	1724	12.35
lv Hendrickson	★	★	★	lv Hendrickson	★
2020	12.44	12.44	12.44	1731	12.44
lv Williamsville	f	f	f	lv Williamsville	f
2031	12.57	12.57	12.57	1742	12.57
lv Mill Spring				lv Mill Spring	
2033	1.09	1.09	1.09	1744	1.09
lv Leeper				lv Leeper	
2039	1.28	1.28	1.28	1750	1.28
lv Piedmont				lv Piedmont	
2054	1.34	1.34	1.34	1765	1.34
lv North Des Arc				lv North Des Arc	
2058	1.46	1.46	1.46	1769	1.46
lv Annapolis				lv Annapolis	
2066	2.00	2.00	2.00	1777	2.00
lv Chloride				lv Chloride	
2077	2.23	2.23	2.23	1788	2.23
lv Acadia-Ironton				lv Acadia-Ironton	
2083	2.43	2.43	2.43	1794	2.43
lv Middlebrook				lv Middlebrook	
2085	2.49	2.49	2.49	1796	2.49
lv Iron Mountain				lv Iron Mountain	
2090	2.57	2.57	2.57	1801	2.57
lv Bismarck				lv Bismarck	
2096	3.09	3.09	3.09	1816	3.09
lv Irondale				lv Irondale	
2105	3.57	3.57	3.57	1817	3.57
lv Mineral Point				lv Mineral Point	
2109	4.03	4.03	4.03	1820	4.03
lv Cadet				lv Cadet	
2115	4.16	4.16	4.16	1826	4.16
lv Blackwell				lv Blackwell	
2124	4.40	4.40	4.40	1835	4.40
lv De Soto				lv De Soto	
2139	7.30	7.30	7.30	1850	7.30
lv Riverside				lv Riverside	
2145	7.50	7.50	7.50	1855	7.50
lv Kimmswick				lv Kimmswick	
2156	8.10	8.10	8.10	1867	8.10
lv Jefferson B'ks				lv Jefferson B'ks	
2159				1870	
lv Broadway				lv Broadway	
2166				1877	
lv Tower Grove				lv Tower Grove	
2169				1880	
lv ST. LOUIS				lv ST. LOUIS	

LOS ANGELES — EL PASO — FT. WORTH — MEMPHIS

MEXICO CITY — SAN ANTONIO — LITTLE ROCK — MEMPHIS

HOUSTON — LITTLE ROCK — MEMPHIS

LOS ANGELES (PT.)		MEXICO CITY		HOUSTON	
Miles	2-202 Daily	32-202 Daily	8-220 Daily	Miles	22-202 Daily
0	1.00	8.00	0	0	4.15
lv LOS ANGELES (PT.)		8.00	lv MEXICO CITY	lv HOUSTON	4.15
812	12.50	3.25	635	lv MONTERREY	7.10
lv EL PASO (MT)		3.25	803	lv LAREDO	7.40
1427	4.50	6.35	956	lv SAN ANTONIO	11.05
lv FT. WORTH (CT)		6.35	1216	lv SALEXARANA	11.15
1459	6.00	7.50	1387	For intermediate points see Table above	
lv DALLAS	10.30	12.15	1387	For intermediate points see Table above	
lv TEXARKANA	10.40	7.45	1387	For intermediate points see Table above	
For intermediate points see Table above			1399	lv TEXARKANA	11.15
1676			1406	lv Homan	12.35
lv TEXARKANA			1419	lv Fulton	1.12
1688			1427	lv Hope	1.27
lv Homan			1434	lv Emmet	★
1695			1439	lv Prescott	1.46
lv Fulton			1451	lv Boughton	2.03
1708			1455	lv Gurdon	2.30
lv Hope			1466	lv Curtis	3.30
1716			1488	lv Arkadelphia	2.02
lv Emmet			1477	lv Donaldson	2.30
1723			1500	lv Malvern	3.30
lv Prescott			1508	lv Traskwood	3.30
1728			1531	lv Benton	220
lv Boughton			1531	lv LITTLE ROCK	220
1740			1531	lv LITTLE ROCK	220
lv Gurdon			1531	lv LITTLE ROCK	220
1755			1531	lv LITTLE ROCK	220
lv Arkadelphia			1531	lv LITTLE ROCK	220
1755			1531	lv LITTLE ROCK	220
lv Donaldson			1531	lv LITTLE ROCK	220
1765			1531	lv LITTLE ROCK	220
lv Malvern			1531	lv LITTLE ROCK	220
1769			1531	lv LITTLE ROCK	220
lv Traskwood			1531	lv LITTLE ROCK	220
1797			1531	lv LITTLE ROCK	220
lv Benton			1531	lv LITTLE ROCK	220
1820			1531	lv LITTLE ROCK	220
lv LITTLE ROCK			1531	lv LITTLE ROCK	220
1820			1531	lv LITTLE ROCK	220
lv LITTLE ROCK			1531	lv LITTLE ROCK	220
1822			1531	lv LITTLE ROCK	220
lv North Little Rock			1531	lv LITTLE ROCK	220
1834			1531	lv LITTLE ROCK	220
lv Jacksonville			1531	lv LITTLE ROCK	220
1853			1531	lv LITTLE ROCK	220
lv Beebe			1531	lv LITTLE ROCK	220
1869			1531	lv LITTLE ROCK	220
lv Kensett			1531	lv LITTLE ROCK	220
1878			1531	lv LITTLE ROCK	220
lv Bald Knob			1531	lv LITTLE ROCK	220
1878			1531	lv LITTLE ROCK	220
lv Bald Knob			1531	lv LITTLE ROCK	220
1890			1531	lv LITTLE ROCK	220
lv New Augusta			1531	lv LITTLE ROCK	220
1900			1531	lv LITTLE ROCK	220
lv McCrory			1531	lv LITTLE ROCK	220
1910			1531	lv LITTLE ROCK	220
lv Fair Oaks			1531	lv LITTLE ROCK	220
1923			1531	lv LITTLE ROCK	220
lv Wynne			1531	lv LITTLE ROCK	220
1937			1531	lv LITTLE ROCK	220
lv Parkin			1531	lv LITTLE ROCK	220
1942			1531	lv LITTLE ROCK	220
lv Earle			1531	lv LITTLE ROCK	220
1952			1531	lv LITTLE ROCK	220
lv Crawfordville			1531	lv LITTLE ROCK	220
1969			1531	lv LITTLE ROCK	220
lv MEMPHIS			1531	lv LITTLE ROCK	220

★Stops to receive or discharge revenue passengers.

■Stops to receive revenue passengers.

▲—Bus Service—rail tickets honored.

f—Stops on Signal.

Light figures indicate A. M.

Black figures indicate P. M.

TABLE
3-20-60

12

**ST. LOUIS — MEMPHIS —
LITTLE ROCK AND LOUISIANA**

Miles		1-131 Daily	Miles		132-32 Daily
0	Lv ST. LOUIS	5.50	0	Lv NEW ORLEANS	8.55
349	Ar LITTLE ROCK	12.05	194	Ar Kinder	1.55
0	Lv LITTLE ROCK	1.20	0	Lv HOUSTON	9.05
6	Lv Sweet Home		90	Lv BEAUMONT	11.25
13	Lv Wrightsville		173	Ar Kinder	1.15
18	Lv Woodson		0	Lv LAKE CHARLES	1.05
24	Lv Redfield		26	Lv Fenton	f 1.37
29	Lv Jefferson Springs		36	Ar Kinder	1.55
34	Lv Dexter		36	Lv Kinder	2.10
43	Lv PINE BLUFF	2.35	47	Lv Oberlin	2.21
53	Lv Noble Lake		61	Lv Oakdale	2.37
57	Lv Moscow		73	Lv Glenmora	2.49
65	Lv Grady		76	Lv Long Leaf	f 2.52
70	Lv Varner		79	Lv Forest Hill	f 2.56
75	Lv Gould		87	Lv Woodworth	f 3.04
83	Lv Dumas	★3.26	98	Ar ALEXANDRIA	3.25
86	Lv Pickens		98	Lv ALEXANDRIA	3.50
91	Lv Winchester		110	Lv Simms	
95	Lv Tillar		116	Lv Pollock	
102	Ar McGehee	3.50	136	Lv Georgetown	4.44
102	Lv McGehee	4.10	141	Lv Tullos	
110	Ar Dermott	4.21	144	Lv Urania	
119	Lv Jerome		150	Lv Olla	
121	Lv Boydell		160	Lv Clarks	5.17
126	Lv Montrose	4.47	162	Lv Grayson	
130	Lv Portland	# 4.52	167	Lv Columbia	★ 5.28
139	Lv Parkdale		196	Ar MONROE	6.05
143	Lv Wilmot	# 5.05	196	Lv MONROE	6.25
151	Lv Jones, La.		216	Lv Collinston	6.56
155	Lv Bonita		224	Lv Mer Rouge	★ 7.04
161	Lv Galion		230	Lv Galion	
167	Lv Mer Rouge	★ 5.32	236	Lv Bonita	
175	Lv Collinston	5.40	240	Lv Jones, La.	
195	Ar MONROE	6.20	248	Lv Wilmot, Ark.	♣ 7.32
195	Lv MONROE	6.40	252	Lv Parkdale	
224	Lv Columbia	★ 7.25	261	Lv Portland	♣ 7.48
229	Lv Grayson	★ 7.35	265	Lv Montrose	7.53
231	Lv Clarks	★ 7.39	270	Lv Boydell	
241	Lv Olla	★ 7.58	272	Lv Jerome	
247	Lv Urania		281	Ar Dermott	8.18
250	Lv Tullos		289	Ar McGehee	8.30
255	Lv Georgetown	8.17	289	Lv McGehee	8.45
275	Lv Pollock		296	Lv Tillar	
281	Lv Simms		300	Lv Winchester	
293	Ar ALEXANDRIA	9.15	305	Lv Pickens	
293	Lv ALEXANDRIA	9.40	308	Lv Dumas	9.08
304	Lv Woodworth	f 9.59	316	Lv Gould	
312	Lv Forest Hill	f10.07	321	Lv Varner	
315	Lv Long Leaf	f10.11	326	Lv Grady	
318	Lv Glenmora	10.14	334	Lv Moscow	
330	Lv Oakdale	10.27	338	Lv Noble Lake	
344	Lv Oberlin	10.44	348	Lv PINE BLUFF	10.13
355	Ar Kinder	11.10	357	Lv Dexter	
355	Lv Kinder	11.10	362	Lv Jefferson Springs	
365	Lv Fenton	f11.21	367	Lv Redfield	
391	Ar LAKE CHARLES	12.15	373	Lv Woodson	
355	Lv Kinder	1.15	378	Lv Wrightsville	
549	Ar NEW ORLEANS	6.35	385	Lv Sweet Home	
355	Lv Kinder	1.55	391	Ar LITTLE ROCK	11.20
438	Ar BEAUMONT	3.40	391	Lv LITTLE ROCK	11.50
528	Ar HOUSTON	6.10	740	Ar ST. LOUIS	7.50

TABLE
5-8-60

13

**MEMPHIS — LITTLE ROCK —
HOT SPRINGS**

	219 Daily	201-831 Daily
Lv MEMPHIS	8.00	8.30
Ar Little Rock	11.05	11.30
Lv Little Rock	11.20	1.30
Benton	11.44	2.00
Ar HOT SPRINGS	12.45	3.00

	220 Daily	832-202 Daily
Lv HOT SPRINGS	2.00	9.30
Benton	2.45	10.20
Ar Little Rock	3.20	10.55
Lv Little Rock	3.50	2.40
Ar MEMPHIS	7.00	6.00

f—Stops on signal.
★—Stops to receive or discharge revenue passengers.
♣—Stops to discharge revenue passengers from Monroe and beyond and pick up revenue passengers for Pine Bluff and beyond.
#—Stops to discharge revenue passengers from Pine Bluff and beyond and pick up revenue passengers for Monroe and beyond.

"EAGLE TRAVEL TRAY PLEASE"



A complete and delicious piping-hot meal served at your coach seat on the EAGLES!

SAMPLE MENUS

BREAKFAST 75¢

- Diced Ham, Scrambled Eggs
- Fried Potatoes
- Breakfast Rolls or Muffin, Marmalade
- Coffee


LUNCH or DINNER \$1.00

- Southern Style Spring Chicken, Cream Gravy
- Buttered String Beans—Whipped Potatoes
- Rolls or Muffin
- Rice Custard Pudding—Fruit Sauce
- Coffee
- Milk

ST. LOUIS — MEMPHIS — AUSTIN
— SAN ANTONIO — MEXICO

Miles		21 Daily	25 Daily	37 Daily	Miles		22 Daily	26-4 Daily	38 Daily
0	Lv ST. LOUIS.....	5.40	1.00	11.59	0	N de M			
	Lv MEMPHIS.....	8.30		8.00	0	Lv MEXICO CITY.....	8.10		
349	Lv LITTLE ROCK....	12.10	8.50	11.25	326	Lv SAN LUIS POTOSI..	6.31		
493	Ar TEXARKANA.....	2.50	12.10	2.30	635	Lv MONTERREY.....	3.50		
493	Lv TEXARKANA(T&P)	3.10	12.45	3.35	801	Ar NUEVO LAREDO....	8.00		
583	Ar Longview.....	4.55	2.45	5.45	0	Lv LAREDO (M. P.)..	9.05		
0	Ar Longview (M. P.)	5.00	2.55	6.05	39	Lv Encinal.....	9.56		
12	Lv Kilgore.....	★5.16	3.15	6.25	56	Lv Artesia Wells....			
22	Lv Overton.....		3.32	6.40	67	Lv Cotulla.....	10.34		
29	Lv Arp.....			6.48	73	Lv Gardendale.....			
36	Lv Troup.....	★5.44	3.49	7.02	77	Lv Millett.....			
42	Lv Gould.....				84	Lv Dilley.....	11.09		
42	Lv Jacksonville.....	★6.04	4.09	7.24	91	Lv Derby.....			
65	Lv Prices.....				100	Lv Pearsall.....	11.34		
70	Lv Neches.....			7.54	112	Lv Moore.....			
81	Ar Palestine.....	6.45	5.00	8.45	121	Lv Devine.....	12.13		
81	Lv Tucker.....	7.05		9.20	126	Lv Natalia.....	f12.24		
91	Lv Oakwood.....			★9.32	131	Lv Lytle.....	12.35		
99	Lv Keechi.....			9.44	141	Lv Von Ormy.....			
107	Lv Buffalo.....			10.10	154	Ar SAN ANTONIO....	1.35		
118	Lv Jewett.....	★7.53		10.25	154	Lv SAN ANTONIO....	2.30	8.15	
125	Lv Marquez.....			10.40	157	Lv Monte Vista.....	2.35	8.23	
136	Lv Ridge.....			f10.51	165	Lv Wetmore.....		f 8.33	
145	Lv Easterly.....			f10.58	185	Lv New Braunfels....	★3.07	8.59	
150	Lv New Baden.....			f11.05	196	Lv Hunter.....		★9.09	
154	Lv Franklin.....	★8.31		11.13	203	Lv San Marcos.....	★3.24	9.19	
171	Lv Hearne.....	8.45		11.30	212	Lv Kyle.....		9.29	
175	Lv Valley Jct.....			11.40	218	Lv Buda.....		9.38	
181	Lv Gause.....			11.46	223	Lv Manchaca.....		9.43	
190	Lv Milano.....	9.10		12.06	233	Ar AUSTIN.....	3.59	10.35	
200	Lv Rockdale.....	9.23		12.36	233	Lv McNeil.....	3.59	10.35	
214	Lv Thorndale.....			12.58	246	Lv Round Rock.....		11.07	
220	Lv Thrall.....			1.18	251	Lv Hutto.....		11.20	
226	Lv Taylor.....	9.58		2.00	259	Lv Hutto.....		11.45	
235	Lv Hutto.....			2.17	268	Lv Taylor.....	4.40	12.01	
243	Lv Round Rock.....			2.32	274	Lv Thrall.....		12.16	
248	Lv McNeil.....			2.44	280	Lv Thorndale.....		12.36	
261	Ar AUSTIN.....	10.38		3.27	294	Lv Rockdale.....	5.05	12.47	
261	Lv Manchaca.....	10.38		3.27	303	Lv Milano.....	★5.14	1.09	
276	Lv Buda.....			3.45	313	Lv Gause.....		1.25	
282	Lv Kyle.....			3.53	319	Lv Valley Jct.....		1.52	
291	Lv San Marcos.....	11.15		4.03	323	Lv Hearne.....	5.36	2.12	
298	Lv Hunter.....			4.23	336	Lv Franklin.....	★5.49	2.20	
309	Lv New Braunfels....	11.35		★4.32	340	Lv New Baden.....		2.30	
329	Lv Wetmore.....			4.46	344	Lv Easterly.....		2.40	
337	Lv Monte Vista.....	12.11		5.14	349	Lv Ridge.....		2.55	
340	Ar SAN ANTONIO....	12.25		5.26	358	Lv Marquez.....	★6.21	3.15	
				5.45	369	Lv Jewett.....		3.32	
					376	Lv Buffalo.....		4.02	
340	Lv SAN ANTONIO....	12.40			387	Lv Keechi.....		★4.18	
353	Lv Von Ormy.....				395	Lv Oakwood.....		4.40	
363	Lv Lytle.....	f 1.14			403	Lv Tucker.....	7.15	5.30	
368	Lv Natalia.....	f 1.20			413	Ar Palestine.....	7.40	f 5.45	
373	Lv Devine.....	1.27			424	Lv Neches.....		6.21	
382	Lv Moore.....				429	Lv Prices.....		6.57	
394	Lv Pearsall.....	2.07			440	Lv Jacksonville.....	★8.13	11.10	
403	Lv Derby.....				452	Lv Gould.....	★8.34	11.35	
410	Lv Dilley.....	2.27			458	Lv Troup.....		7.08	
417	Lv Millett.....				465	Lv Arp.....		7.20	
421	Lv Gardendale.....				472	Lv Overton.....	11.55	7.37	
427	Lv Cotulla.....	2.48			482	Lv Kilgore.....	★9.01	12.12	
438	Lv Artesia Wells....				494	Ar Longview.....	9.25	12.55	8.10
455	Lv Encinal.....	3.24							
494	Ar LAREDO.....	4.40			494	Lv Longview (T&P)...	9.30	1.30	8.30
					584	Ar TEXARKANA.....	11.05	4.15	11.30
					584	Lv TEXARKANA.....	11.15	4.30	12.35
					728	Ar LITTLE ROCK....	1.45	7.25	3.30
					877	Ar MEMPHIS.....	6.00		7.00
					1297	Ar MEXICO CITY.....	8.10		
					1077	Ar ST. LOUIS.....	8.25	4.40	11.00

★—stops to receive or discharge revenue passengers.
f—stops on signal.



There's a rare treat ahead for music-loving travelers if they stop off in Missouri for a night at St. Louis' famed Municipal Opera or at the popular Starlight Theatre in Kansas City. Both present outstanding professional musical productions on magnificent outdoor stages nightly from June through August.

If business or vacation travel takes you through Missouri this summer take time out for a visit to the Starlight or the Munny Opera. Better still, see them both. You'll be glad you did.

HERE ARE THEIR 1960 SUMMER PROGRAMS:

MUNICIPAL OPERA
ST. LOUIS

June 9-19	"Meet Me in St. Louis"
June 20-26	"Kismet"
June 27-July 3	"Anything Goes"
July 4-10	"The Desert Song"
July 11-17	"The Student Prince"
July 18-24	"Tom Sawyer"
July 25-31	"Rosalie"
August 1-7	"Madam Butterfly"
August 8-14	"Knights of Song"
August 15-21	"The Red Mill"
August 22-Sept. 4	"Redhead"

STARLIGHT THEATRE
KANSAS CITY

STARLIGHT THEATRE
KANSAS CITY

June 20-26	"Rose Marie"
June 27-July 3	"Kismet"
July 4-17	"Annie Get Your Gun"
July 18-24	"Pajama Game"
July 25-31	"Student Prince"
August 1-7	"Merry Widow"
August 8-14	"West Side Story"
August 15-21	"Meet Me in St. Louis"
August 24-Sept. 4	"The King and I"



CASH in A HURRY!

Quickest, surest way to send or receive money is by telegraphic money order. Offices in most cities in many stations.

WESTERN UNION



**MISSOURI
PACIFIC
LINES**
"A Service Institution"

TABLE
8-19-56

15

**ST. LOUIS — MEMPHIS — HOUSTON — CORPUS
CHRISTI — HARLINGEN — BROWNSVILLE**

Miles		21-201 121-321 Daily	315 Daily	Miles		322 122-22- 202 Daily	316 Daily
0	Lv ST. LOUIS	5.40		0	Lv BROWNSVILLE	7.00	8.45
	Lv MEMPHIS	8.30		9	Lv Olmito		
816	Ar HOUSTON	10.40		19	Lv San Benito	7.26	9.12
0	Lv HOUSTON	11.30	9.40	24	Ar HARLINGEN	7.45	9.25
28	Lv Alcoa	f 12.08	f 10.30	24	Lv HARLINGEN	7.45	9.45
38	Lv Liverpool			30	Lv Combes		
44	Lv Danbury	f 12.23		36	Lv Sebastian		
51	Lv Angleton	12.33	10.55	41	Lv Lyford		
55	Lv Edmonds			46	Lv Raymondville	8.13	10.21
63	Lv Brazoria	12.45	11.12	60	Lv Rudolph		
71	Lv Sweeney	12.56	11.24	67	Lv Norias		
80	Lv Allenhurst			77	Lv Armstrong	★ 8.47	★ 11.02
88	Lv Bay City	1.20	11.50	97	Lv Sarita	9.11	
96	Lv Buckeye			102	Lv Riviera		
102	Lv Elmaton			111	Lv Ricardo		
107	Lv Blessing	★ 1.47	12.14	118	Ar Kingsville	9.35	11.59
114	Lv Francitas			118	Lv Kingsville	9.40	12.10
122	Lv Laward	f 2.04		124	Lv Bishop	9.50	12.20
127	Lv Lolita			131	Lv Driscoll		
131	Lv Vanderbilt	2.16	12.45	141	Lv Robstown	10.12	12.50
136	Lv LaSalle			148	Lv Calallen		
147	Lv Placedo	f 2.36		154	Ar Odem	10.35	1.10
152	Lv Bloomington	2.44	1.14	0	Lv CORP. CHRISTI	10.05	
162	Lv McFaddin	★ 2.56		17	Ar ODEM	10.30	
166	Lv Inari			154	Lv ODEM	10.45	1.30
173	Lv Vidauri			162	Lv Sinton	10.57	1.52
178	Lv Greta			168	Lv Ewelder		
186	Lv Refugio	3.28	1.59	173	Lv Cranell		
192	Lv Woodsboro	3.36	2.07	179	Lv Woodsboro	f 11.18	2.25
198	Lv Cranell			185	Lv Refugio	11.27	2.37
203	Lv Ewelder			193	Lv Greta		
209	Lv Sinton	3.59	2.35	198	Lv Vidauri		
217	Ar Odem	4.20	2.45	205	Lv Inari		
217	Lv Odem	4.35		205	Lv Inari	★ 11.53	
234	Ar CORP. CHRISTI	5.15		219	Lv Bloomington	12.04	3.22
217	Lv ODEM	4.30	3.05	224	Lv Placedo	f 12.10	
223	Lv Calallen			235	Lv LaSalle		
230	Lv Robstown	4.50	3.35	240	Lv Vanderbilt	12.27	3.50
240	Lv Driscoll			244	Lv Lolita		
247	Lv Bishop	5.09	3.55	249	Lv Laward	f 12.39	
253	Ar Kingsville	5.20	4.10	257	Lv Francitas	12.56	
253	Lv Kingsville	5.25	4.20	264	Lv Blessing		
260	Lv Ricardo			269	Lv Elmaton		
269	Lv Riviera			275	Lv Buckeye		
274	Lv Sarita	f 5.52		283	Lv Bay City	1.25	5.00
294	Lv Armstrong	★ 6.14	★ 5.17	291	Lv Allenhurst		
304	Lv Norias			300	Lv Sweeney	1.43	★ 5.22
311	Lv Rudolph			308	Lv Brazoria	1.55	f 5.35
325	Lv Raymondville	6.50	6.00	316	Lv Edmonds		
330	Lv Lyford		6.07	320	Lv Angleton	2.08	f 5.55
335	Lv Sebastian	7.02		327	Lv Danbury	f 2.18	f 6.04
341	Lv Combes			333	Lv Liverpool		
347	Ar HARLINGEN	7.35	6.30	343	Lv Alcoa	f 2.35	f 6.30
347	Lv HARLINGEN	7.35	6.50	371	Ar HOUSTON	3.25	7.30
352	Lv San Benito	7.50	7.11	371	Lv HOUSTON	4.15	
362	Lv Olmito			987	Ar MEMPHIS	6.00	
371	Ar BROWNSVILLE	8.25	7.55	1187	Ar ST. LOUIS	8.25	

... between Houston, Corpus Christi, Harlingen and Brownsville

GOOD NEWS FOR RIO GRANDE VALLEY TRAVELERS!

Missouri Pacific offers low, low round trip fares. Get off those crowded highways and get on a cool, air-conditioned Mo-Pac train!

ROUND TRIP between
HOUSTON and BROWNSVILLE

IN THE COACH

IN THE SLEEPER

\$15⁷⁸

\$20⁷⁸

(INCL. BERTH)



(Similar low fares between intermediate cities)

TABLE
5-8-60

16

ST. LOUIS — MEMPHIS — EL DORADO

Miles		1-821 Daily	Miles		822- 32 Daily
	Lv ST. LOUIS	5.50	0	Lv EL DORADO	6.30
	Ar LITTLE ROCK	12.05	9	Lv Norphlet	6.43
	Lv MEMPHIS	8.30	14	Lv Smackover	6.57
	Ar LITTLE ROCK	11.30	19	Lv Louann	f 7.04
	Lv LITTLE ROCK	12.25	33	Lv Camden	f 7.32
	Ar Gurdon	1.55	41	Lv Lester	f 7.48
0	Lv Gurdon	2.45	48	Lv Chidester	8.05
7	Lv Whelen Springs	f 2.55	55	Lv Reader	f 8.18
12	Lv Reader	f 3.03	60	Lv Whelen Springs	f 8.26
19	Lv Chidester	3.15	67	Ar Gurdon	8.45
26	Lv Lester	f 3.27	67	Lv Gurdon	9.20
34	Lv Camden	3.40	148	Ar LITTLE ROCK	11.05
48	Lv Louann	f 4.05	148	Lv LITTLE ROCK	2.40
53	Lv Smackover	4.15	297	Ar MEMPHIS	6.00
58	Lv Norphlet	4.27	148	Lv LITTLE ROCK	11.50
67	Ar EL DORADO	5.00	497	Ar ST. LOUIS	7.50

f—stops on signal. ★—stops to receive or discharge revenue passengers.

TABLE
3-20-60

17

**NEW ORLEANS — BEAUMONT — HOUSTON —
RIO GRANDE VALLEY**

Miles		303-315 Daily	309-321 Daily	Miles		322-310 Daily	316-304 Daily
0	Lv NEW ORLEANS	8.55	10.10	0	Lv BROWNSVILLE	7.00	8.45
38	Lv Garyville	9.48	11.03	25	Lv HARLINGEN	7.45	9.45
43	Lv Lutchter	9.54	11.09	137	Lv CORPUS CHRISTI	10.05	12.30
51	Lv Convent	10.03	11.18	372	Ar HOUSTON	3.25	7.30
62	Lv Burnside	10.16	11.31	0	Lv HOUSTON	9.35	9.05
90	Lv BATON ROUGE	11.05	12.20	13	Lv Dyersdale		
95	Lv Anchorage			21	Lv Harmaston		
99	Lv Westover			27	Lv Huffman		f 9.47
107	Lv Erwinville			31	Lv Eastgate		
117	Lv Livonia			42	Lv Kenefick		
122	Lv Lottie			50	Lv Hardin		f10.11
129	Lv Krotz Springs	★12.19		55	Lv Hull		10.17
141	Lv Port Barre		f 1.41	61	Lv Strain		
148	Lv Opelousas	12.39	1.50	69	Lv Grayburg		10.37
155	Lv Lawtell			76	Lv Westbury		
169	Lv Eunice	1.12	2.33	89	Ar BEAUMONT	11.35	11.10
179	Lv Basile	1.26		89	Lv	11.45	11.25
185	Lv Elton	1.35		106	Lv Mauriceville		f11.45
195	Lv Kinder	1.55	3.12	136	Lv De Quincy	12.50	12.30
195	Lv Kinder	1.55	3.12	148	Lv Ragley		f
201	Lv Le Blanc			160	Lv Reaves		f 1.01
207	Lv Reaves			166	Lv Le Blanc		f 1.08
219	Lv Ragley			172	Ar Kinder	1.31	1.15
231	Lv DeQuincy	2.45	4.05	172	Lv	1.31	1.15
261	Lv Mauriceville			182	Ar Elton		1.35
278	Ar BEAUMONT	3.40	5.00	188	Lv Basile		1.42
278	Lv BEAUMONT	3.50	5.10	198	Lv Eunice	2.15	1.59
291	Lv Westbury			212	Lv Lawtell		
298	Lv Grayburg	4.21		219	Lv Opelousas	2.45	2.30
306	Lv Strain			226	Lv Port Barre		2.40
312	Lv Hull	4.37		238	Lv Krotz Springs		2.54
317	Lv Hardin	f 4.45		245	Lv Lottie		3.10
325	Lv Kenefick			250	Lv Livonia		3.21
336	Lv Eastgate			260	Lv Erwinville		3.33
340	Lv Huffman	f 5.09		268	Lv Westover		
346	Lv Harmaston			272	Lv Anchorage		3.45
354	Lv Dyersdale			277	Ar BATON ROUGE	4.20	4.20
367	Ar HOUSTON	6.10	7.30	305	Lv Burnside	5.03	5.03
367	Lv HOUSTON	9.40	11.30	316	Ar Convent	5.14	5.14
602	Ar CORPUS CHRISTI	6.30	7.35	324	Ar Lutchter	5.22	5.22
714	Ar HARLINGEN	7.55	8.25	329	Ar Garyville	5.28	5.28
739	Ar BROWNSVILLE	7.55	8.25	367	Ar NEW ORLEANS	6.40	6.35

TABLE
10-18-59

18

ATCHISON — DOWNS

Miles		519 Daily	Miles		510 Daily
0	Lv Atchison	3.00	0	Lv Downs	12.45
12	Lv Farmington	f 3.24	6	Lv Cawker City	12.53
17	Lv Effingham	3.34	13	Lv Glen Elder	1.03
24	Lv Muscotah	3.45	20	Lv Solomon Rapids	1.11
30	Lv Whiting	3.56	25	Lv Beloit	1.19
34	Lv Netawaka	4.10	36	Lv Scottsville	1.35
40	Lv Wetmore	4.21	43	Lv Jamestown	1.44
47	Lv Goff	4.32	49	Lv Yuma	f 1.52
53	Lv Corning	4.46	54	Ar Concordia	2.00
60	Lv Centralia	5.01	54	Lv	2.20
67	Lv Vermillion	5.13	65	Lv Ames	2.36
71	Lv Vleits	5.19	68	Lv Clyde	2.42
76	Lv Frankfort	5.31	75	Lv Clifton	2.53
82	Lv Bigelow	5.43	84	Lv Palmer	3.09
89	Lv Irving	5.57	88	Lv Linn	3.19
93	Lv Blue Rapids	6.07	95	Lv Greenleaf	3.31
98	Lv Waterville	6.20	101	Lv Barnes	3.40
105	Lv Barnes	6.33	108	Lv Waterville	3.52
111	Lv Greenleaf	6.45	113	Lv Blue Rapids	4.01
118	Lv Linn	6.57	117	Lv Irving	4.08
122	Lv Palmer	7.08	124	Lv Bigelow	4.20
131	Lv Clifton	7.23	130	Lv Frankfort	4.32
138	Lv Clyde	7.37	135	Lv Vleits	4.41
141	Lv Ames	7.43	139	Lv Vermillion	4.49
152	Ar Concordia	8.05	146	Lv Centralia	5.01
152	Lv	8.25	153	Lv Corning	5.13
157	Lv Yuma	f 8.33	159	Lv Goff	5.23
163	Lv Jamestown	8.41	166	Lv Wetmore	5.34
170	Lv Scottsville	8.49	172	Lv Netawaka	5.43
181	Lv Beloit	9.15	176	Lv Whiting	5.51
186	Lv Solomon Rapids	9.23	182	Lv Muscotah	6.03
193	Lv Glen Elder	9.33	189	Lv Effingham	6.17
200	Lv Cawker City	9.43	194	Lv Farmington	f 6.23
206	Ar Downs	10.00	206	Ar Atchison	7.00

f—Stops on signal.
★—Stops to receive or discharge revenue passengers.
†—Stops for revenue passengers to or from Opelousas and points beyond.

Light figures indicate A. M.

Black figures indicate P. M.

fine
trains
each way
every day

between
**NEW
ORLEANS**
and
HOUSTON

You can have a smooth, relaxing daylight ride on The ORLEANEAN, or a restful overnight journey aboard The HOUSTONIAN. This is the choice of convenient schedules Missouri Pacific provides each way daily between New Orleans and Houston. Whichever you choose you will enjoy the complete comfort of modern, diesel-powered train accommodations. Both trains afford direct connections—at New Orleans from and to the Southeast, at Houston for Corpus Christi, Brownsville, the Rio Grande Valley and California.

SPECIAL REDUCED FARES

By honoring coach tickets in Pullman cars on The Houstonian and parlor cars on The Orleanean, Missouri Pacific offers substantial savings in rail fares between all stations from Houston to New Orleans. You save \$7.65 for example on a round trip between those two cities.

CONNECTIONS FROM ST. LOUIS

G. M. & O.

Lv St. Louis	8.58	3.40	8.50	11.45
Ar Springfield	10.46	5.37	10.50	2.10
Ar Chicago	2.08	9.00	3.40	7.00

Baltimore & Ohio

Lv St. Louis	10.05	2.00	10.35
Ar Cincinnati (E. T.)	5.55	9.40	7.50
Ar Washington	7.35	11.40	10.50
Ar Baltimore	8.40	12.40	12.20

Burlington

Lv St. Louis	4.35	11.20
Ar Quincy	7.33	2.05
Ar Keokuk	8.33	3.28
Ar Burlington	10.00	5.10
Ar St. Paul	7.45
Ar Minneapolis	8.30

New York Central System

Lv St. Louis	9.10
Ar Terre Haute	12.16
Ar Indianapolis	1.30
Ar Cleveland (E. T.)	8.08
Ar Buffalo	11.50
Ar Albany	4.42
Ar New York	7.45
Ar Boston	9.20

Pennsylvania Railroad

Lv St. Louis (C. T.)	10.15	12.50	6.35
Ar Terre Haute	12.55	3.20	9.10
Ar Indianapolis	2.28	4.38	10.35
Ar Columbus (E. T.)	7.05	9.08	3.40
Ar Pittsburgh	11.20	1.10	7.55
Ar Harrisburg	4.24	5.58	1.28
Ar Baltimore	8.05	4.05
Ar Washington	8.55	5.20
Ar N. Philadelphia	6.26	7.55	3.30
Ar New York	8.15	9.25	5.05

Louisville & Nashville

Lv St. Louis	4.50
Ar Evansville	9.00
Ar Nashville	1.10
Ar Birmingham	6.05
Ar Chattanooga (C. T.)	5.50
Ar Atlanta (E. T.)	8.55

Illinois Central

Lv St. Louis	2.40
Ar Springfield	4.40
Ar Chicago	8.10
Lv St. Louis	6.45	10.17
Ar Birmingham	8.05	10.30
Ar Jacksonville (ACL)	9.00	9.25

Wabash

Lv St. Louis	9.15	2.15	11.20
Ar Decatur	11.30	4.32	2.10
Ar Chicago	2.25	7.35	6.40
Lv St. Louis	9.15	6.30
Ar Ft. Wayne	4.25	2.20
Ar Detroit (E. T.)	8.10	7.00

CONNECTIONS FROM MEMPHIS

Illinois Central

Lv Memphis (C. S.)	1.50	8.00	5.15	9.00
Ar Jackson	5.30	12.35	9.00	1.35
Ar New Orleans	9.00	4.30	12.25	8.30

Frisco

Lv Memphis	10.40	10.45
Ar Birmingham	4.25	6.45
Ar Atlanta	10.25	1.10
Ar Jacksonville	7.30
Ar Miami	4.35

L. & N.

Lv Memphis	10.30
Ar Nashville	6.30
Ar Nashville	10.50
Ar Chattanooga (E. T.)	3.55
Ar Atlanta (E. T.)	7.30

Southern Ry.

Lv Memphis (C. T.)	9.30	7.15
Ar Chattanooga (E. T.)	7.40	3.35
Ar Knoxville	11.05	6.35
Ar Asheville	11.00
Ar Roanoke (N&W)	6.22	2.12
Ar Lynchburg (N&W)	7.50	3.35
Ar Washington	11.40	7.40
Ar New York (PRR)	4.35	1.35

Louisville & Nashville

Lv Memphis	6.20	7.30
Ar Louisville	3.40	4.55
Ar Cincinnati (E. T.)	8.00	9.30
Ar Pittsburgh (Penna)	7.50	6.40
Ar N Philadelphia (Penna)	2.56
Ar New York (Penna)	4.30

CONNECTIONS TO ST. LOUIS

G. M. & O.

Lv Chicago	11.15	4.50	8.00	11.25
Ar Springfield	2.33	7.55	12.48	3.50
Ar St. Louis	4.43	10.00	3.15	7.08

Baltimore & Ohio

Lv Baltimore	5.20	7.55	6.40
Lv Washington	6.30	9.05	7.40
Lv Cincinnati	7.55	9.45	11.45
Ar St. Louis	1.30	3.40	8.00

Burlington Route

Lv Minneapolis	4.00
Lv St. Paul	4.35
Lv Burlington	1.35	3.30
Lv Keokuk	2.56	4.34
Lv Quincy	4.10	5.40
Ar St. Louis	7.45	9.20

New York Central System

Lv Boston	9.45
Lv New York	2.00
Lv Albany	5.00
Lv Buffalo	10.54
Lv Indianapolis (C. T.)	3.05
Lv Terre Haute	9.10
Ar St. Louis	12.45

Pennsylvania Railroad

Lv New York (E. T.)	3.40	7.50
Lv North Philadelphia	5.12	9.17
Lv Washington	7.00
Lv Baltimore	7.55
Lv Harrisburg	7.07	11.10
Lv Pittsburgh	12.26	4.40
Lv Columbus	4.16	8.39
Lv Indianapolis (C. T.)	6.58	11.20
Lv Terre Haute	8.20	12.40
Ar St. Louis	11.25	3.40

Louisville & Nashville

Lv Atlanta (E. T.)	5.45
Lv Birmingham	6.50
Lv Nashville (C. T.)	11.30
Lv Evansville	3.45
Ar St. Louis	7.45

Illinois Central

Lv Jacksonville	7.40	7.45
Lv Birmingham	4.50	7.00
Ar St. Louis	3.30	7.40
Lv Chicago	8.10
Lv Springfield	11.22
Ar St. Louis	1.40

Wabash

Lv Chicago	11.00	4.30	11.15
Lv Decatur	2.05	7.20	3.17
Ar St. Louis	4.35	9.55	6.55
Lv Detroit	7.50	9.00
Lv Ft. Wayne	9.20	10.53
Ar St. Louis	4.35	7.30

CONNECTIONS TO MEMPHIS

Illinois Central

Lv New Orleans	7.10	11.35	5.00	8.45
Lv Jackson	10.21	2.55	8.10	1.45
Ar Memphis	1.50	6.55	11.45	6.15

L. & N.

Lv Atlanta (E. T.)	8.35
Lv Chattanooga (E. T.)	12.10
Lv Nashville	11.20
Ar Memphis	6.45

Frisco

Lv Miami	11.30
Lv Jacksonville	9.20
Lv Atlanta	7.45	5.15
Lv Birmingham	12.05	9.30
Ar Memphis	6.30	6.00

Southern Ry.

Lv New York (E. T.) (PRR)	11.00
Lv Washington	3.50	8.00
Lv Lynchburg (N&W)	7.55	12.05
Lv Roanoke (N&W)	9.16	1.30
Lv Asheville	5.30
Lv Knoxville	4.25	9.15
Lv Chattanooga (E. T.)	8.00	12.40
Ar Memphis (CT)	4.10	7.40

Louisville & Nashville

Lv New York (E. T.)	5.25
Lv No. Philadelphia	6.59
Lv Pittsburgh	1.48
Lv Cincinnati	9.00	7.05
Lv Louisville (CT)	11.25	9.20
Ar Memphis	8.20	7.10

CONNECTIONS FROM KANSAS CITY

Frisco				Burlington Route			
Lv Kansas City	8.05			Lv Kansas City	5.00	5.00	
Ar Tulsa	2.55			Ar Billings	7.30	7.30	
Ar Okla. City	10.55			Ar Spokane	8.00	8.45	
Kansas City Southern				M.-K.-T.			
Lv Kansas City	9.00	9.35		Lv Kansas City	8.45	10.00	
Ar Texarkana	7.45	9.55		Ar Dallas	9.45	7.59	
Ar Shreveport	9.30	11.55		Ar Austin	4.30	1.43	
Ar Port Arthur		6.25		Ar San Antonio	7.30	3.59	
Union Pacific				Chicago Gt. Western			
Lv Kansas City	7.45			Lv Kansas City			11.30
Ar Pocatello	9.55			Ar Des Moines			5.15
Ar Portland	5.30			Ar St. Paul			4.15
Ar Tacoma	12.10			Ar Minneapolis			4.50
Ar Seattle	1.15						†Daily Ex. Sat.
Rock Island				Santa Fe			
Lv Kansas City	2.40	8.50	9.30 8.45	Lv Kansas City	2.15	9.30	4.55 11.59 5.00 1.50
Ar Rock Island	8.35	3.50		Ar Tulsa			8.30 10.00
Ar Chicago	11.55	7.35		Ar Okla. City			12.30 8.55
Ar Des Moines		1.40	1.20	Ar Albuquerque	4.45	4.35	7.30
Ar St. Paul		6.45	8.00	Ar Williams	12.05	12.05	1.33
Ar Minneapolis		7.30	8.45	Ar Grand Canyon		7.00	3.30
Lv Kansas City	10.15	9.00		Ar Los Angeles	8.00	12.10	11.15
Ar El Paso	2.25	4.00		Lv Kansas City	1.10	6.35	12.25 5.50 11.00 6.30
Ar Los Angeles	8.30	11.00		Ar Chicago	9.00	5.30	8.00 1.30 7.15 2.00

CONNECTIONS TO KANSAS CITY

Frisco				Burlington Route			
Lv Oklahoma City	8.00			Lv Seattle	1.30	9.35	
Lv Tulsa	1.45			Lv Tacoma	1.15	9.10	
Ar Kansas City	8.45			Lv Portland	3.00	9.45	
Kansas City Southern				M.-K.-T. R. R.			
Lv Port Arthur		11.00		Lv San Antonio	1.30	9.30	
Lv Shreveport	7.15	5.20		Lv Austin	3.30	11.45	
Lv Texarkana	9.00	7.25		Lv Waco	6.25	2.50	
Ar Kansas City	7.45	7.20		Lv Dallas	9.00	6.25	
Union Pacific				C. G. W.			
Lv Seattle	5.00			Lv Minneapolis			10.00
Lv Tacoma	6.02			Lv St. Paul			10.35
Lv Portland	9.45			Lv Des Moines			7.30
Lv Pocatello	6.25			Ar Kansas City			1.45
Ar Kansas City	11.00						†Daily Ex. Sat.
Rock Island				Santa Fe			
Lv Los Angeles	1.30	1.00		Lv Los Angeles			8.00 12.01
Lv El Paso	9.15	10.30		Lv Gr. Canyon			8.00
Ar Kansas City	2.15	7.45		Lv Williams			2.35
Lv Minneapolis			11.30 8.25	Lv Albuquerque	1.25	5.55	10.00
Lv St. Paul			12.01 9.05	Lv Okla. City			5.00
Lv Des Moines			4.52 3.15	Lv Tulsa			7.15 4.10
Lv Chicago	1.00	8.20		Ar Kansas City	5.35	10.35	12.05 10.00 6.05 12.50
Lv Rock Island	3.55	1.00		Lv Chicago	9.10	11.00	3.15 10.00 6.30 6.00
Ar Kansas City	9.45	7.55	9.25 8.00	Ar Kansas City	4.35	8.50	10.30 7.00 2.05 1.30

CONNECTIONS FROM OMAHA

C. G. W.		Rock Island	
Lv Omaha	8.45	Lv Omaha	10.55 11.15
Ar Fort Dodge	12.30	Ar Des Moines	1.15 1.30
Ar Mason City	2.55	Lv Des Moines	2.00 1.45
Ar St. Paul	7.00	Ar St. Paul	8.00 6.45
Ar Minneapolis	7.35	Ar Minneapolis	8.45 7.30

CONNECTIONS TO OMAHA

C. G. W.		Rock Island	
Lv Minneapolis	8.10	Lv Minneapolis	8.25 11.30
Lv St. Paul	8.45	Ar Des Moines	2.35 4.47
Lv Mason City	12.45	Lv Des Moines	6.00 8.05
Lv Ft. Dodge	3.00	Ar Omaha	9.00 10.35
Ar Omaha	7.30		

CONNECTIONS FROM NEW ORLEANS

Louisville & Nashville			
Lv New Orleans	9.15	5.50	9.00
Ar Mobile	12.20	9.10	12.35
Ar Pensacola		12.03	5.35
Ar Jacksonville (ET) (SAL)		9.00	5.30
Ar Montgomery	4.15	2.00	5.30
Ar Atlanta (ET)		7.50	1.15
Ar Washington		1.15	4.20
Ar Baltimore		2.50	5.30
Ar North Philadelphia		4.51	7.29
Ar New York		6.25	9.05
Lv Montgomery	4.40		5.50
Ar Birmingham	6.15		7.55
Ar Nashville	11.05		12.30
Ar Louisville	3.40		4.55
Ar Cincinnati (ET)	8.00		9.30
Illinois Central			
Lv New Orleans	7.10	11.35	5.00 8.45
Ar Jackson	10.11	2.45	8.00 1.05
Ar Memphis	1.50	6.55	11.45 6.15
Ar Fulton	4.10	10.05	2.07 9.20
Southern Ry.			
Lv New Orleans	7.30	7.30	9.00
Ar Birmingham (CT)	2.35	2.35	7.05
Lv Birmingham	2.50	3.45	7.30
Ar Chattanooga (ET)		7.50	11.50
Ar Knoxville		11.05	3.30
Ar Roanoke (N&W)		6.22	12.01
Ar Washington	8.55	11.40	6.25
Ar Baltimore (PRR)	9.10	1.26	8.37
Ar Philadelphia (30th St.)	10.39	2.58	10.09
Ar New York (PRR)	12.15	4.35	11.50
Lv Birmingham (CT)		3.45	7.30
Ar Chattanooga (ET)		7.50	11.50
Ar Cincinnati		7.15	8.45

CONNECTIONS TO NEW ORLEANS

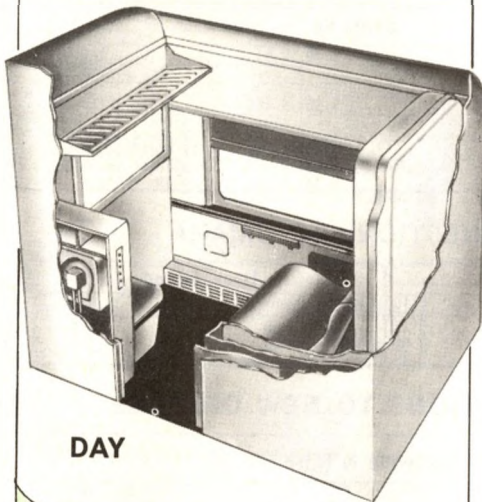
Louisville & Nashville			
Lv Cincinnati (ET)		7.05	9.00
Lv Louisville (CT)		9.20	11.25
Lv Nashville		2.00	3.40
Lv Birmingham		6.20	8.20
Ar Montgomery		8.30	10.20
Lv New York (ET)			9.20 2.00
Lv North Philadelphia			10.54 3.29
Lv Baltimore			9.05 12.01
Lv Washington			3.00 6.15
Lv Atlanta			7.15 8.35
Lv Montgomery (CT)		8.50	11.15 12.05
Lv Jacksonville (ET) (SAL)			5.00
Lv Pensacola			12.35
Lv Mobile		12.25	4.25 3.50
Ar New Orleans		3.40	8.30 7.20
Illinois Central			
Lv Fulton	11.31	12.20	2.57 4.30
Lv Memphis	1.50	9.00	5.15 8.00
Lv Jackson	5.40	15.15	9.10 12.35
Ar New Orleans	9.00	8.30	12.25 4.30
Southern Ry.			
Lv Cincinnati (ET)	8.45	9.30	9.30
Lv Chattanooga (ET)	6.00	7.40	7.40
Ar Birmingham (CT)	8.30	9.45	9.45
Lv New York (PRR) (ET)	7.40	11.00	3.25
Lv Philadelphia (30th St.)	9.17	12.35	5.02
Lv Baltimore (PRR)	10.47	2.05	6.34
Lv Washington	11.55	3.50	9.30
Lv Roanoke (N&W)	6.00	9.16	
Lv Knoxville	2.10	4.25	
Lv Chattanooga (ET)	6.00	4.40	
Ar Birmingham (CT)	8.30	9.45	1.35
Lv Birmingham	9.00	1.45	1.45
Ar New Orleans	6.35	9.20	9.20

The Missouri Pacific Lines Offer You...


These Accommodations Are Available in 14 Roomette, 4 Double Bedroom Cars; 10 Roomette, 6 Double Bedroom; 14 Roomette, 2 Double Bedroom, 1 Drawing Room Cars, and in 5 Double Bedroom-Lounge Cars

THE ROOMETTE

An increasingly popular accommodation for the individual traveler. Provides a completely enclosed room with private toilet facilities, washstand, wardrobe locker. Other convenience and comfort features include circulating ice water, thermostatic air-conditioning and heat controls, full length mirror, electric razor outlet, shoe locker and spacious luggage rack.



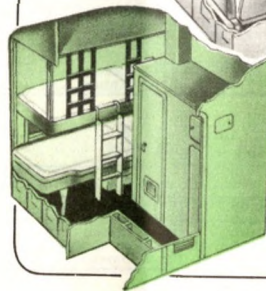
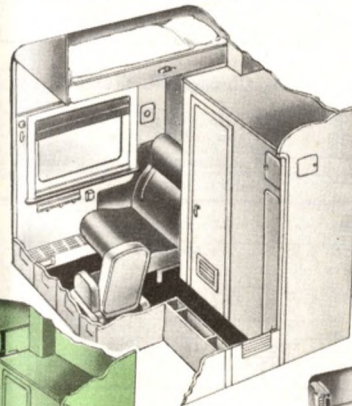
DAY



NIGHT

THE BEDROOM

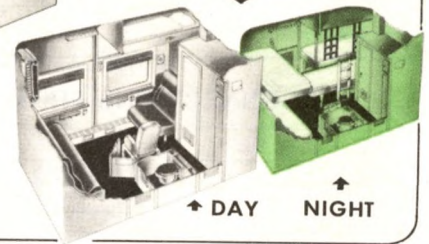
DAY



NIGHT

THE DOUBLE BEDROOM for one or two persons provides lower and upper bed, enclosed toilet and lavatory facilities, separate air-conditioning and temperature controls, running ice water, wardrobe locker, full length mirror, electric razor outlet, shoe locker and ample luggage space. Opening the partition between two adjoining double bedrooms forms the **BEDROOM SUITE** illustrated below, providing the facilities of two double bedrooms with two lower and two upper beds, two enclosed toilets, etc.

THE BEDROOM SUITE

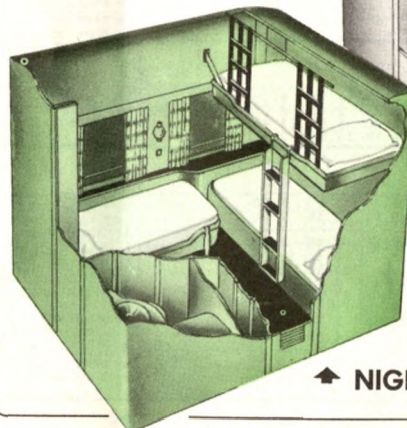


DAY

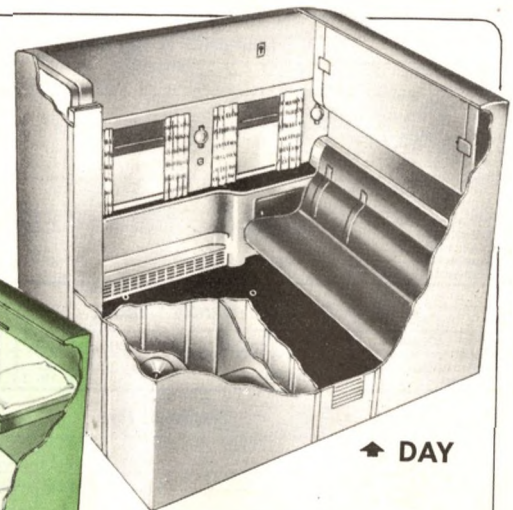
NIGHT

THE DRAWING ROOM

A spacious and luxurious living room during daylight hours with two full length beds and upper berth for sleeping accommodations at night. The private lavatory and toilet facilities are completely enclosed. These new type drawing rooms also provide fan; circulating ice water;



NIGHT



DAY

individually controlled light, ventilation, air-conditioning and heat; shoe locker; a large wardrobe and ample storage space for luggage.



... A Selection of Pullman Accommodations

The Accommodations Illustrated Below Are Provided in 6-Section,
6 Roomette, 4 Double Bedroom Cars

THE BEDROOM

THE DOUBLE BED ROOM for one or two persons provides lower and upper bed, separate toilet and lavatory facilities.


DAY →



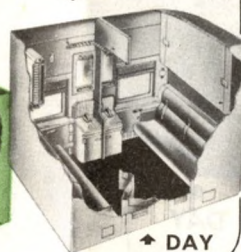
NIGHT ←

ties, air-conditioning and temperature controls, full length mirror, clothes locker, razor outlet, shoe locker and ample luggage space. Opening the partition between adjoining double bedrooms forms the **BEDROOM SUITE** illustrated below, providing the facilities of two double bedrooms with two lower and two upper beds, two toilets, etc.

THE BEDROOM SUITE




NIGHT →



↑ DAY

THE ROOMETTE

A private, completely enclosed room designed for the individual traveler. Contains a pre-made bed that folds into the wall. Also provides private toilet facilities, washstand, mirrored



↑ DAY

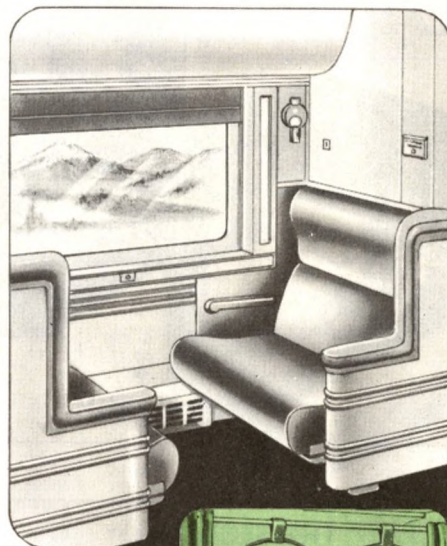


↑ NIGHT

cabinet for toilet articles, clothes locker, shoe locker, ample luggage space and individually controlled ventilation, air-conditioning, heat and light.


THE SECTION

Combines lower and upper berths, each a sleep-inviting bed with convenient lights, clothes hangers, shelf or hammock for sundry articles, and a bell to summon the porter at any hour. For daytime travel the section provides a pair of roomy, soft-cushioned lounge seats.



DAY →

UPPER →
AT NIGHT



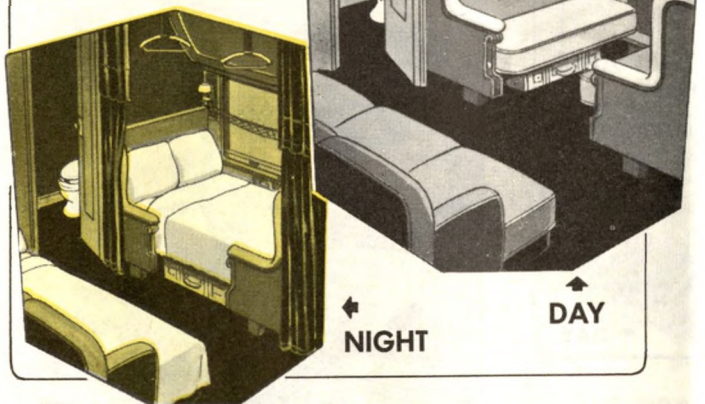
LOWER
AT NIGHT
←

The Missouri Pacific Lines Offer You A Selection of Pullman Accommodations

On Trains Other Than The Streamlined Eagles

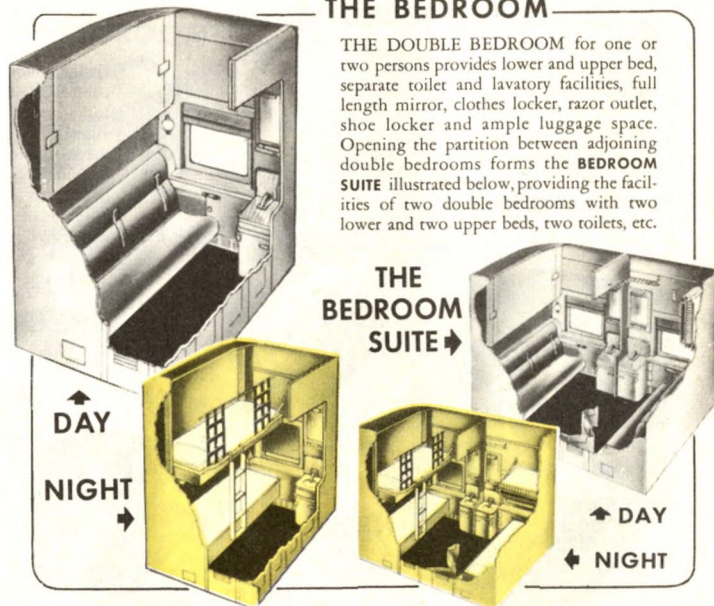
THE DRAWING ROOM

The ideal accommodation for family groups. A spacious private living room by day, at night it provides two beds and an easily accessible upper berth. Toilet and lavatory are enclosed and completely private.





THE BEDROOM

THE DOUBLE BEDROOM for one or two persons provides lower and upper bed, separate toilet and lavatory facilities, full length mirror, clothes locker, razor outlet, shoe locker and ample luggage space. Opening the partition between adjoining double bedrooms forms the **BEDROOM SUITE** illustrated below, providing the facilities of two double bedrooms with two lower and two upper beds, two toilets, etc.




THE SECTION



Includes upper and lower berths, both providing a comfortable, sleep-inviting bed. In daytime, section offers two commodious, soft-cushioned reserved seats.

THE COMPARTMENT

A private room with comfortable, soft-cushioned seats for day use. Sleeping accommodations include bed and upper berth. Individual toilet and lavatory.



ACCOMMODATIONS ILLUSTRATED ARE PROVIDED IN

- 12 Section, 1 Drawing Room Cars
-
- 10 Section, 1 Drawing Room, 2 Compartment Cars
-
- 8 Section, 1 Drawing Room, 2 Compartment Cars
-
- 8 Section, 5 Double Bedroom Cars
-
- 8 Section, 1 Drawing Room, 3 Double Bedroom Cars
-

RAIL AND PULLMAN FARES

The Fares shown herein are those effective on June 5, 1960, and do not reflect any increase that may be authorized at a later date. These Railroad and Pullman fares are published as information only, are subject to change without notice and do not include 10% Federal and 2% Missouri taxes.

	RAILROAD FARE				PULLMAN FARES (One Way) IN STANDARD CARS									Seat Fare
	In Coaches		In Pullmans		Lower Berth	Upper Berth	Roomette One Person	Bed Room One Person	ⓐ Bed Room Two Persons	Compartment One Person	Compartment Two or More Persons	Drawing Room One Person	Drawing Room Two or More Persons	
	One Way	6 Months R. T.	One Way	6 Month R. T.										
DALLAS, TEX. TO														
Chicago..... Ill.	\$26.30	\$47.35	\$36.82	\$66.30	\$11.75	\$ 9.00	\$16.60	\$22.35	\$25.95	\$23.55	\$28.25	\$32.35	\$39.45	\$.
Hot Springs..... Ark.	10.26	18.50	14.33	25.80	5.80	4.40				11.55	13.85	15.90	19.35	
Little Rock..... Ark.	10.01	18.05	14.02	25.25	5.80	4.40	8.10	10.90	12.75	11.55	13.85	15.90	19.35	
Memphis..... Tenn.	13.84	24.95	19.34	34.85	7.05	5.40	9.95	13.40	15.50	14.10	16.95	19.40	23.65	
St. Louis..... Mo.	18.40	33.15	25.75	46.35	9.50	7.15	13.25	18.15	20.95	19.05	22.85	26.20	31.90	
FORT WORTH, TEX. TO														
Chicago..... Ill.	26.30	47.35	36.82	66.30	11.75	9.00	16.60	22.35	25.95	23.55	28.25	32.35	39.45	
Hot Springs..... Ark.	11.17	20.15	15.59	28.10	5.80	4.40				11.55	13.85	15.90	19.35	
Little Rock..... Ark.	10.93	19.70	15.27	27.50	5.80	4.40	8.10	10.90	12.75	11.55	13.85	15.90	19.35	
Memphis..... Tenn.	14.75	26.55	20.59	37.10	7.55	5.65	10.55	14.40	16.65	15.10	18.10	20.75	25.25	
St. Louis..... Mo.	18.74	33.75	26.23	47.25	9.50	7.15	13.25	18.15	20.95	19.05	22.85	26.20	31.90	
HOUSTON, TEX. TO														
Brownsville..... Tex.	K11.27	K20.30	K15.78	K28.45	5.00	2.50		10.00	10.00					
Chicago..... Ill.	32.97	59.35	45.92	82.70	13.75	10.50	19.20	26.10	30.35	27.50	33.00	37.80	46.05	
Hot Springs..... Ark.	14.43	26.00	20.19	36.35	7.05	5.40				14.10	16.95	19.40	23.65	
Little Rock..... Ark.	14.19	25.55	19.87	35.80	7.05	5.40	9.95	13.40	15.50	14.10	16.95	19.40	23.65	
Memphis..... Tenn.	18.02	32.45	25.19	45.35	8.70	6.65	12.20	16.65	19.20	17.45	20.90	23.95	29.20	
New Orleans..... La.	11.54	20.80	15.78	28.45	5.80	4.40	8.10	10.90	12.75	11.55	13.85	15.90	19.35	E2.75
St. Louis..... Mo.	24.76	44.60	34.66	62.40	11.00	8.40	15.50	20.95	24.30	22.05	26.45	30.35	36.90	
KANSAS CITY, MO. TO														
Atlanta..... Ga.	25.58	46.05	35.73	64.35	10.20	7.80	14.40	19.45	22.50	20.45	24.50	28.10	34.25	
Colorado Springs..... Colo.	17.17	30.95	24.00	43.20	M6.00	M2.50	10.55	14.40	N16.65				M15.00	
Denver..... Colo.	17.62	31.75	24.65	44.40	M6.00	M2.50	10.55	14.40	N16.65				M15.00	
Jefferson City..... Mo.	4.82	8.70	6.70	12.10	5.80	4.40	8.10	10.90	12.75	11.55	13.85	15.90	19.35	F1.40
Lincoln..... Neb.	5.73	10.35	8.01	14.45										B1.50
Little Rock..... Ark.	16.80	30.25	23.50	42.30										
Omaha..... Neb.	5.50	9.90	7.69	13.85										E1.85
Pueblo..... Colo.	16.37	29.50	22.91	41.25	7.55	5.65	10.55	14.40	16.65	15.10	18.10	20.75	25.25	
St. Louis..... Mo.	7.70	13.90	10.76	19.40	5.80	4.40	8.10	10.90	12.75	11.55	13.85	15.90	19.35	F1.85
LITTLE ROCK, ARK. TO														
Brownsville..... Tex.	25.45	45.85	35.65	64.20	11.45	8.65				22.90	27.50	31.50	38.35	
Chicago..... Ill.	18.82	33.90	26.09	47.00	7.55	5.65	10.55	14.40	16.65	15.10	18.10	20.75	25.25	
Colorado Springs..... Colo.	28.46	51.25	39.81	71.70	12.25	9.25	17.10	23.25	26.90	24.50	29.45	33.70	41.05	
Corpus Christi..... Tex.	21.32	38.40	29.82	53.70	10.20	7.80				20.45	24.50	28.10	34.25	
Dallas..... Tex.	10.01	18.05	14.02	25.25	5.80	4.40	8.10	10.90	12.75	11.55	13.85	15.90	19.35	
Denver..... Colo.	30.18	54.35	42.19	75.95	12.25	9.25	17.10	23.25	26.90	24.50	29.45	33.70	41.05	
El Paso..... Tex.	29.58	53.25	41.39	74.55	12.55	9.50	17.65	23.85	27.65	25.15	30.15	34.55	42.10	
Ft. Worth..... Tex.	10.93	19.70	15.27	27.50	5.80	4.40	8.10	10.90	12.75	11.55	13.85	15.90	19.35	
Hot Springs..... Ark.	1.66	3.00	2.29	4.15										G1.15
Houston..... Tex.	14.19	25.55	19.87	35.80	7.05	5.40	9.95	13.40	15.50	14.10	16.95	19.40	23.65	
Kansas City..... Mo.	16.80	30.25	23.50	42.30										
Lake Charles..... La.	11.39	20.55	15.93	28.70	5.80	4.40		10.90	12.75					
Laredo..... Tex.	22.00	39.60	30.80	55.45	10.20	7.80		19.45	22.50	20.45	24.50	28.10	34.25	
Los Angeles..... Cal.	49.40	96.85	69.16	123.05	20.80	15.90	29.15	39.65	45.85	41.60	49.95	57.25	69.70	
Memphis..... Tenn.	3.82	6.90	5.32	9.60	5.80	4.40	8.10	10.90	12.75	11.55	13.85	15.90	19.35	
Mexico City..... Mex.	32.10	59.80	40.90	75.65	16.11	12.76	22.22	29.17	34.32	36.08	40.13	49.64	55.79	
New Orleans..... La.	13.42	24.20	18.77	33.80	5.80	4.40				11.55	13.85	15.90	19.35	
Omaha..... Neb.	20.51	36.95	28.64	51.60										
Phoenix..... Ariz.	42.81	77.10	59.87	107.80	17.00	12.90	23.75	32.25	37.40	34.05	40.80	46.80	57.00	
Pueblo..... Colo.	27.18	48.95	38.06	68.55	12.25	9.25	17.10	23.25	26.90	24.50	29.45	33.70	41.05	
St. Louis..... Mo.	10.62	19.15	14.84	26.75	5.80	4.40	8.10	10.90	12.75	11.55	13.85	15.90	19.35	F3.15
San Antonio..... Tex.	17.35	31.25	24.28	43.75	8.70	6.65	12.20	16.65	19.20	17.45	20.90	23.95	29.20	
San Francisco..... Cal.	56.18	99.05	78.62	131.95	22.50	17.15	31.55	42.85	49.65	45.05	54.05	61.95	75.45	
Shreveport..... La.	6.42	11.60	8.96	16.15	5.80	4.40	8.10	10.90	12.75	11.55	13.85	15.90	19.35	
MEMPHIS, TENN. TO														
Austin..... Tex.	18.88	34.00	26.40	47.55	8.70	6.65	12.20	16.65	19.20	17.45	20.90	23.95	29.20	
Brownsville..... Tex.	29.29	52.75	40.97	73.75	12.55	9.50				25.15	30.15	34.55	42.10	
Colorado Springs..... Colo.	29.02	52.25	40.62	73.15	12.25	9.25				24.50	29.45	33.70	41.05	
Corpus Christi..... Tex.	25.14	45.30	35.14	63.30	12.25	9.25				24.50	29.45	33.70	41.05	
Dallas..... Tex.	13.84	24.95	19.34	34.85	7.05	5.40	9.95	13.40	15.50	14.10	16.95	19.40	23.65	
Denver..... Colo.	30.73	55.35	43.02	77.45	12.25	9.25				24.50	29.45	33.70	41.05	
El Paso..... Tex.	33.41	60.15	46.71	84.10	14.05	10.70	19.70	26.80	31.00	28.15	33.75	38.70	47.15	
Ft. Worth..... Tex.	14.75	26.55	20.59	37.10	7.55	5.65	10.55	14.40	16.65	15.10	18.10	20.75	25.25	
Hot Springs..... Ark.	5.48	9.90	7.62	13.75	5.80	4.40				11.55	13.85	15.90	19.35	
Houston..... Tex.	18.02	32.45	25.19	45.35	8.70	6.65	12.20	16.65	19.20	17.45	20.90	23.95	29.20	
Kansas City..... Mo.	13.49	24.30	18.89	34.05										
Lake Charles..... La.	14.86	26.75	20.78	37.45	7.90	6.10				15.85	19.00	21.75	26.55	

MEMPHIS, TENN. Continued on next page.

ⓐ—For Bedroom Suite charges consult ticket agent.
 B—Parlor Car Seat Fare To Union, Neb.
 E—Parlor Car Seat Fare.
 F—Parlor Car Seat Fare Pullman Seat Fare Slightly Higher.
 ●—Slumbercoach room fares - see page 11.

G—Pullman Seat Fare.
 K—Consult Ticket Agent for lower reduced daily fares.
 M—Applies in the Thrift-T-Sleepers.
 N—Bedroom Rate for 2 or more persons in Thrift-T-Sleeper is \$12.00.

RAIL AND PULLMAN FARES

The Fares shown herein are those effective on June 5, 1960, and do not reflect any increase that may be authorized at a later date. These Railroad and Pullman fares are published as information only, are subject to change without notice and do not include 10% Federal and 2% Missouri taxes.

	RAILROAD FARES				PULLMAN FARES (One Way) IN STANDARD CARS									Seat Fare
	In Coaches		In Pullmans		Lower Berth	Upper Berth	Roomette One Person	Bed Room One Person	① Bed Room Two Persons	Compartment One Person	Compartment Two or More Persons	Drawing Room One Person	Drawing Room Two or More Persons	
	One Way	6 Months R. T.	One Way	6 Months R. T.										
MEMPHIS, TENN., TO														
— Concluded														
Laredo.....Tex.	\$25.82	\$46.50	\$36.12	\$65.05	\$11.45	\$8.65	\$16.00	\$21.70	\$25.20	\$22.90	\$27.50	\$31.50	\$38.35	G1.35
Little Rock.....Ark.	3.82	6.90	5.32	9.60	5.80	4.40	8.10	10.90	12.75	11.55	13.85	15.90	19.35	
Los Angeles.....Cal.	53.20	103.50	74.49	131.95	22.50	17.15	31.55	42.85	49.65	45.05	54.05	61.95	75.45	
Mexico City.....Mex.	35.92	66.70	46.22	85.25	17.36	13.61	23.82	31.42	37.02	38.53	43.13	53.04	59.89	
Omaha.....Neb.	18.99	34.20	26.58	47.85	9.20	6.95				18.40	22.10	25.30	30.80	
Palestine.....Tex.	13.44	24.20	18.76	33.80	6.70	5.15	9.40	12.75	14.65	13.40	16.05	18.40	22.40	
Pueblo.....Colo.	27.78	50.05	38.89	70.05	12.25	9.25				24.50	29.45	33.70	41.05	
San Antonio.....Tex.	21.17	38.15	29.60	53.30	9.50	7.15	13.25	18.15	20.95	19.05	22.85	26.20	31.90	
San Francisco.....Cal.	58.59	103.50	82.02	131.95	22.50	17.15	31.55	42.85	49.65	45.05	54.05	61.95	75.45	
Shreveport.....La.	10.24	18.45	14.28	25.75	5.80	4.40	8.10	10.90	12.75	11.55	13.85	15.90	19.35	
Texarkana.....Ark.	8.21	14.80	11.47	20.65	5.80	4.40	8.10	10.90	12.75					
NEW ORLEANS, LA., TO														
Albuquerque.....N. M.	36.75	66.15	50.94	91.70	14.70	11.35	20.70	28.10	32.45	29.45	35.30	40.45	49.25	E2.40
Beaumont.....Tex.	9.00	16.20	12.21	22.00	5.80	4.40	8.10	10.90	12.75	11.55	13.85	15.90	19.35	
Brownsville.....Tex.	22.81	41.10	31.55	56.80	9.20	6.95				18.40	22.10	25.30	30.80	
Corpus Christi.....Tex.	18.67	33.65	25.74	46.35	7.90	6.10				15.85	19.00	21.75	26.55	
Colorado Springs.....Colo.	36.19	65.15	50.24	90.45	14.70	11.35				29.45	35.30	40.45	49.25	
Denver.....Colo.	37.62	67.75	52.21	94.00	15.90	12.10				31.80	38.15	43.70	53.25	
Harlingen.....Tex.	22.06	39.75	30.48	54.90	8.70	6.65	12.20	16.65	19.20	17.45	20.90	23.95	29.20	
Houston.....Tex.	11.54	20.80	15.78	28.45	5.80	4.40	8.10	10.90	12.75	11.55	13.85	15.90	19.35	E2.75
Kingsville.....Tex.	19.23	34.65	26.52	47.75	8.70	6.65	12.20	16.65	19.20	17.45	20.90	23.95	29.20	
Little Rock.....Ark.	13.42	24.20	18.77	33.80	5.80	4.40				11.55	13.85	15.90	19.35	
Los Angeles.....Cal.	54.71	103.50	76.59	131.95	21.90	16.70	30.60	41.45	48.05	43.75	52.55	60.20	73.30	
Monroe.....La.	9.52	17.15	12.88	23.20	5.40	4.10				10.80	12.95	14.85	18.10	
Pine Bluff.....Ark.	13.42	24.20	18.77	33.80	5.80	4.40	8.10	10.90	12.75	11.55	13.85	15.90	19.35	
San Francisco.....Cal.	61.12	103.50	85.56	131.95	21.90	16.70	30.60	41.45	48.05	43.75	52.55	60.20	73.30	
OMAHA, NEB., TO														
Hot Springs.....Ark.	20.84	37.55	29.10	52.40										
Houston.....Tex.	26.04	46.90	36.39	65.55	12.25	9.25				24.50	29.45	33.70	41.05	
Jefferson City.....Mo.	10.32	18.60	14.39	25.95										
Kansas City.....Mo.	5.50	9.90	7.69	13.85										E1.85
Laredo.....Tex.	31.54	56.80	44.15	79.50	14.50	10.95	20.20	27.50	31.90	29.00	34.80	39.85	48.60	
Little Rock.....Ark.	20.51	36.95	28.64	51.60										
Memphis.....Tenn.	18.99	34.20	26.58	47.85	9.20	6.95				18.40	22.10	25.30	30.80	
Mexico City.....Mex.	41.64	77.00	54.25	99.70	20.41	15.91				44.63	50.43	61.39	70.14	
New Orleans.....La.	29.88	53.80	41.81	75.30	13.75	10.50				27.50	33.00	37.80	46.05	
St. Louis.....Mo.	11.56	20.85	16.18	29.15										E3.15
San Antonio.....Tex.	26.89	48.45	37.64	67.80	13.25	10.10				26.55	31.85	36.50	44.45	
ST. LOUIS, MO., TO														
Austin.....Tex.	24.19	43.55	33.81	60.90	11.75	9.00	16.60	22.35	25.95	23.55	28.25	32.35	39.45	
Brownsville.....Tex.	36.03	64.90	50.44	90.80	14.70	11.35				29.45	35.30	40.45	49.25	
Colorado Springs.....Colo.	24.84	44.75	34.77	62.60	M6.00	M2.50	16.00	21.70	N25.20				M15.00	
Corpus Christi.....Tex.	31.88	57.40	44.61	80.30	13.75	10.50				27.50	33.00	37.80	46.05	
Dallas.....Tex.	18.40	33.15	25.75	46.35	9.50	7.15	13.25	18.15	20.95	19.05	22.85	26.20	31.90	
Denver.....Colo.	25.12	45.25	35.14	63.30	M6.00	M2.50	16.00	21.70	N25.20				M15.00	
El Paso.....Tex.	34.45	62.05	48.16	86.70	14.70	11.35	20.70	28.10	32.45	29.45	35.30	40.45	49.25	
Ft. Worth.....Tex.	18.74	33.75	26.23	47.25	9.50	7.15	13.25	18.15	20.95	19.05	22.85	26.20	31.90	
Glenwood Springs.....Colo.	30.68	55.25	42.92	77.30	13.75	10.50	19.20	26.10	30.35	27.50	33.00	37.80	46.05	
Hot Springs.....Ark.	12.24	22.05	17.13	30.85	5.80	4.40	8.10	10.90	12.75	11.55	13.85	15.90	19.35	
Houston.....Tex.	24.76	44.60	34.66	62.40	11.00	8.40	15.50	20.95	24.30	22.05	26.45	30.35	36.90	
Jefferson City.....Mo.	3.71	6.70	5.17	9.35	5.80	4.40	8.10	10.90	12.75	11.55	13.85	15.90	19.35	F1.05
Kansas City.....Mo.	7.70	13.90	10.76	19.40	5.80	4.40	8.10	10.90	12.75	11.55	13.85	15.90	19.35	F1.85
Lake Charles.....La.	21.69	39.05	30.30	54.55	9.95	7.55	13.80	18.90	21.90	19.90	23.85	27.40	33.35	
Laredo.....Tex.	31.12	56.05	43.55	78.40	14.05	10.70	19.70	26.80	31.00	28.15	33.75	38.70	47.15	
Little Rock.....Ark.	10.62	19.15	14.84	26.75	5.80	4.40	8.10	10.90	12.75	11.55	13.85	15.90	19.35	F3.15
Los Angeles.....Cal.	56.18	99.10	78.62	131.95	23.15	17.65	32.45	44.00	50.95	46.35	55.60	63.70	77.65	
Mexico City.....Mex.	41.22	76.25	53.65	98.60	19.96	15.66	27.52	36.52	42.82	43.78	49.38	60.24	68.69	
Monroe.....La.	15.77	28.40	22.04	39.70	7.55	5.65	10.55	14.40	16.65	15.10	18.10	20.75	25.25	
Monterrey.....Mex.	34.63	63.07	47.06	85.42	16.92	13.23	23.26	31.04	36.74	35.26	40.86	48.67	57.12	
Omaha.....Neb.	11.56	20.85	16.18	29.15										E3.15
Phoenix.....Ariz.	47.68	85.85	66.64	120.00	19.85	15.10	27.70	37.70	43.65	39.70	47.60	54.55	66.50	
Pueblo.....Colo.	24.07	43.35	33.68	60.65	11.45	8.65	16.00	21.70	25.20	22.90	27.50	31.50	38.35	
San Antonio.....Tex.	26.47	47.65	37.03	66.70	12.25	9.25	17.10	23.25	26.90	24.50	29.45	33.70	41.05	
San Francisco.....Cal.	56.18	99.10	78.62	131.95	23.15	17.65	32.45	44.00	50.95	46.35	55.60	63.70	77.65	
Shreveport.....La.	16.99	30.60	23.79	42.85	7.55	5.65	10.55	14.40	16.65	15.10	18.10	20.75	25.25	
Texarkana.....Ark.	14.98	27.00	20.96	37.75	6.70	5.15	9.40	12.75	14.65	13.40	16.05	18.40	22.40	
Wichita.....Kan.	13.58	24.45	18.97	34.15	C5.80	C4.40	C8.10	C10.90	C12.75	C11.55	C13.85	C15.90	C19.35	H1.85
SAN ANTONIO, TEX., TO														
Chicago.....Ill.	34.05	61.30	47.67	85.85	14.70	11.35	20.70	28.10	32.45	29.45	35.30	40.45	49.25	
Hot Springs.....Ark.	17.59	31.70	24.60	44.30	8.70	6.65	12.20	16.65	19.20	17.45	20.90	23.95	29.20	G1.65
Laredo.....Tex.	4.65	8.40	6.52	11.75	5.80	4.40	8.10	10.90	12.75					
Little Rock.....Ark.	17.35	31.25	24.28	43.75	8.70	6.65	12.20	16.65	19.20	17.45	20.90	23.95	29.20	
Memphis.....Tenn.	21.18	38.15	29.60	53.30	9.50	7.15	13.25	18.15	20.95	19.05	22.85	26.20	31.90	
Mexico City.....Mex.	14.75	28.60	16.62	31.95	11.71	9.36	15.92	20.62	24.57	27.18	29.48	37.44	40.89	G3.53
Monterrey.....Mex.	8.16	15.42	10.03	18.77	6.70	6.93				15.14	18.49			
St. Louis.....Mo.	26.47	47.65	37.03	66.70	12.25	9.25	17.10	23.25	26.90	24.50	29.45	33.70	41.05	

①—For Bedroom Suite charges consult ticket agent.

C—To Kansas City, Mo.

E—Parlor Car Seat Fare.

F—Parlor Car Seat Fare Pullman Seat Fare Slightly Higher.

●—Slumbercoach room fares - see page 11.

G—Pullman Seat Fare.

H—Parlor Car Seat Fare To Kansas City Pullman Seat Slightly Higher.

M—Applies in the Thrift-T-Sleepers.

N—Bedroom Rate for 2 or more persons in Thrift-T-Sleeper is \$12.00.

RAIL AND PULLMAN FARES

The Fares shown herein are those effective on June 5, 1960, and do not reflect any increase that may be authorized at a later date. These Railroad and Pullman fares are published as information only, are subject to change without notice and do not include 10% Federal and 2% Missouri taxes.

	RAILROAD FARES				PULLMAN FARES (One Way) IN STANDARD CARS									
	In Coaches		In Pullmans		Lower Berth	Upper Berth	Roomette One Person	Bed Room One Person	⊙Bed Room Two Persons	Compartment One Person	Compartment Two or More Persons	Drawing Room One Person	Drawing Room Two or More Persons	Seat Fare
	One Way	6 Months R. T.	One Way	6 Months R. T.										
TEXARKANA, ARK., TO														
Chicago..... Ill.	\$23.18	\$41.75	\$32.21	\$58.00	\$ 9.95	\$ 7.55	\$13.80	\$18.90	\$21.90	\$19.90	\$23.85	\$27.40	\$33.35	\$.....
Houston..... Tex.	9.80	17.65	13.72	24.70	5.80	4.40	8.10	10.90	12.75	11.55	13.85	15.90	19.35
Little Rock..... Ark.	4.39	7.95	6.14	11.10	5.80	4.40	8.10	10.90	12.75	11.55	13.85	15.90	19.35	G1.50
Memphis..... Tenn.	8.21	14.80	11.47	20.65	5.80	4.40	8.10	10.90	12.75	11.55	13.85	15.90	19.35
St. Louis..... Mo.	14.98	27.00	20.96	37.75	6.70	5.15	9.40	12.75	14.65	13.40	16.05	18.40	22.40
San Antonio..... Tex.	12.96	23.35	18.13	32.65	6.70	5.15	9.40	12.75	14.65	13.40	16.05	18.40	22.40
WICHITA, KAN., TO														
Colorado Springs..... Colo.	13.26	23.90	18.56	33.45	6.70	5.15	9.40	12.75	14.65	13.40	16.05	18.40	22.40
Denver..... Colo.	14.98	27.00	20.96	37.75	6.70	5.15	9.40	12.75	14.65	13.40	16.05	18.40	22.40
Los Angeles..... Cal.	43.04	81.10	60.26	103.80	19.10	14.55	38.20	45.85	52.55	64.00
Portland..... Ore.	49.89	81.10	69.86	108.05	21.50	16.30	30.10	40.85	47.30	43.00	51.65	59.15	72.05
Pueblo..... Colo.	12.03	21.70	16.83	30.30	6.70	5.15	9.40	12.75	14.65	13.40	16.05	18.40	22.40
Salt Lake City..... Utah	28.29	50.95	39.61	71.30	13.25	10.10	18.65	25.25	29.20	26.55	31.85	36.50	44.45
Seattle..... Wash.	53.51	81.10	74.92	108.05	21.50	16.30	30.10	40.85	47.30	43.00	51.65	59.15	72.05
St. Louis..... Mo.	13.58	24.45	18.97	34.15	A5.80	A4.40	A8.10	A10.90	A12.75	A11.55	A13.85	A15.90	A19.35	H1.85
San Francisco..... Cal.	47.86	87.05	67.00	111.95	19.10	14.55	38.20	45.85	52.55	64.00

⊙—For Bedroom Suite charges consult ticket agent.

H—Parlor Car Seat Fare From Kansas City Pullman Seat Slightly Higher.

●—Slumbercoach room fares - see page 11.

A—From Kansas City, Mo.

G—Pullman Seat Fare.

EXCLUSIVE OCCUPANCY CHARGES FOR BED ROOMS, ROOMETTES, DRAWING ROOMS, AND COMPARTMENTS

For exclusive occupancy of night service, or night and day continuous service of drawing room in United States, minimum 1½ adult one way rail fare; for compartment, Bed Room or Roomette only one rail fare required (except to points east of Chicago, St. Louis, Memphis and New Orleans—Ask the Ticket Agent).

PULLMAN RATES FROM LAREDO, TEX. TO MEXICO

To derive through Pullman rates from points in the United States to destinations in Mexico, add rates from point of origin to Laredo, Texas, to those quoted below therefrom:

AND	BETWEEN LAREDO, TEXAS		Bed Room One Person *	Bed Room Two Persons *	Compt. *	Drawing Room *	Seat Fare for Day Travel
	Lower	Upper					
Monterrey, Mex.....	\$ 2.87	\$ 2.53	\$ 4.24	\$ 5.74	\$ 7.11	\$ 9.97	\$ 1.88
Saltillo, Mex.....	2.87	2.53	4.24	5.74	7.11	9.97
San Luis Potosi, Mex.....	4.21	3.59	6.65	8.41	10.85	15.05
San Miguel Allende.....	4.83	4.09	7.76	9.65	12.58	17.41
Queretaro, Mex.....	5.10	4.31	8.26	10.20	13.36	18.46
Mexico City, Mex.....	5.91	4.96	9.72	11.82	15.63	21.54

* For exclusive occupancy of a bed room (single or double) in Mexico 2 Adult Railroad tickets are required; for a Bed Room Suite 4 adult railroad tickets are required; for a compartment 2½ adult railroad tickets are required, and for a Drawing Room 3 adult railroad tickets are required. The Pullman Co. charge for Drawing Room or Compartment in Mexico is the same for either single or double occupancy of such accommodations.

Only one coupon reading, "Missouri Pacific", is necessary from St. Louis or Memphis to destinations in Texas and Texas-Pacific railroads.

SCHEDULES—SERVICE

Time noon to midnight in **Heavy Figures**. Time midnight to noon in **Light Figures**

Trains do not stop where no time is shown. Junction, transfer points and important cities are shown in **bold face type**. A rule indicates a junction point.

Schedules Subject to Change—Schedules herein are subject to change without notice, and the Missouri Pacific R. R. assume no responsibility for errors in time tables, inconvenience or damage resulting from delayed trains or failure to make connections.

Mileage—The mileage used in time tables is shown only for the information of passengers and is not to be used in computing fares.

Transfer from Through Train to Local Train—Passengers destined to points at which through train does not stop may use through train to last stopping point short of destination and transfer to first connecting local train therefrom. Passengers desiring this arrangement must notify first Conductor or Train Auditor when presenting tickets.

Honoring Tickets—All tickets, one-way and round-trip (except where optional or variable routes are permitted) will be honored over short line only.

TICKETS—(LOST, REDEMPTION, ETC.)

Children under five years of age free when accompanied by parent or guardian; five years of age and under twelve, one-half fare; twelve years of age or over, full fare.

Adjustment of Fares—In case of a difference of opinion with Conductors or Agents, pay the fare required; take receipt and communicate with R. J. McDermott, General Passenger Traffic Manager, St. Louis, Mo.

Lost Tickets—If you lose your railroad ticket give notice of your loss to the conductor. Pay cash fare on train or purchase another ticket, taking receipt. Forward receipt with details of the loss to the Passenger Traffic Manager of the road from which you bought the original ticket, and you will be advised whether or not any refund can properly be made.

Redemption of Tickets—Tickets unused or partly used will be redeemed under tariff regulations at proper value and should be handled with R. J. McDermott, General Passenger Traffic Manager, St. Louis, Mo.

GENERAL INFORMATION

BAGGAGE—(ALLOWANCE, LIABILITY, MARKING, ETC.)

Hand Baggage in Pullman Cars—Passengers are requested, for the convenience and comfort of themselves and other passengers on the train, to check their hand baggage whenever possible, except that actually needed for personal use enroute. There is a limitation as to the size of baggage which can be placed under Pullman seats. The following are the maximum dimensions—9x19x28½ inches.

This Railroad will not guarantee to forward baggage or property on same train with passenger or within a given or specified time limit, but reserves the right to forward it upon a preceding or following train.

One hundred and fifty pounds of baggage, not exceeding \$100 in value, will be checked without charge for each adult passenger, and seventy-five pounds, not exceeding \$50 in value, for each child traveling on a half-ticket.

No single piece of baggage exceeding 300 pounds in weight or exceeding \$2,500 in value, will be checked. Free allowances subject to tariff stipulations as to contents, weight and value.

Unless a greater sum is declared by the passenger and charges paid for increased valuation at time of delivery to carrier, the value of baggage belonging to or checked for an adult passenger shall be deemed and agreed to be not in excess of \$100, and the value of the baggage belonging to or checked for a child traveling on a half ticket shall be deemed and agreed to be not in excess of \$50.

All baggage should be marked. Location of baggage delayed or astray is expedited when the container is marked with name or initials.

This railroad will not accept for transportation as baggage from any one passenger, property that is declared to exceed \$2,500 in value.

Money, jewelry, silverware, negotiable paper and like valuables, radios, household goods, liquids, explosives, fragile or perishable articles, should not be enclosed in baggage. Under no conditions will the carriers be responsible for such articles in baggage nor for damage caused by same.

Baby Carriages, Go-carts, Bicycles and similar articles enumerated in tariff when used in connection with journey will be checked and included in weight and value of passenger's baggage.

Dogs, Cats and Birds—In the United States dogs, cats, birds and other household pets, when in baskets or other containers, may be taken into private room accommodations of Sleeping cars. Or, they may be transported in baggage service subject to tariff regulations.

Lost Articles—Inquire of R. A. Watson, General Baggage Agent, St. Louis, Mo. Articles found in and around stations or upon trains should be turned over to Agent or Conductor, or forwarded to R. A. Watson, General Baggage Agent, St. Louis, Mo.

Index of Stations

Each Time Table is numbered. The figures opposite each station in Index refer to the Tables in which that station is shown. (*) Indicates Coupon Agency Station. (N) Indicates Ticket Agency Station. (S) Station is located on the line indicated but not shown in Time Tables. Consult local agent or conductor. (†) For freight service only.

Table No.	Table No.	Table No.	Table No.	Table No.	Table No.	Table No.	Table No.
Abdul, Neb. 6,9	Baskin, La. †	Bryant, Ark. 6,9	Claudell, Kan. †	DeSoto, Ill. †	Falls City, Neb. 1,2	Gouldsboro, La. †	Hollister, Mo. †
Abilene, Tex. 6,9	Bastrop, La. †	Buckeye, Tex. 15	Clayton, La. †	DeSoto, Mo. †	Falun, Kan. †	Grady, Ark. 12	Holly Grove, Ark. †
Abney, Tex. †	Batesville, Ark. †	Buckner, Mo. †	Clearwater, Kan. †	Devine, Tex. †	Farmington, Kan. 18	Grand Pass, Mo. †	Homan, Ark. †
Admire, Kan. 3	Batesville, Kan. †	Bucyrus, Kan. †	Cleaver, Mo. †	Dewalt, Tex. †	Faulkner, Kan. †	Grand Saline, Tex. 6,9	Hope, Kan. N
Adrian, Mo. †	Baton Rouge, La. U,17	Buda, Tex. 14	Clifford, Ill. †	Dexter, Ark. 12	Fayetteville, Tex. †	Grainfield, Ark. 6,9	Hope, Kan. N
Alameda, Kan. †	Battlefield, Mo. †	Buell, Ark. †	Clifton, Kan. 18	Dexter, Kan. †	Felton, Ark. †	Graveland, Ark. †	Hope, Kan. 3
Alamo, Tex. †	Baxter, Ark. †	Buffalo, Ark. †	Clyde, Kan. 18	Dexter, Mo. †	Ferguson, Ark. †	Grayburg, Tex. 17	Hopkins, Kan. †
Aldine, Tex. 8,11	Baxter, Colo. 3	Buffalo, Tex. 14	Cochran, Mo. †	Diaz, Ark. †	Ferriday, La. †	Gray Ridge, Mo. †	Horace, Kan. †
Alexander, Ark. 6,9	Bay City, Tex. 15	Buna, Tex. †	Coffeyville, Kan. †	Diehlstadt, Mo. †	Festus, Mo. †	Graysonia, Ark. †	Horton, Mo. †
Alexandria, La. 8,12	Baytown, Tex. †	Bunker Hill, Tex. †	Buras, La. †	Dillon, Kan. 3	Flint, Mo. †	Gray Summit, Mo. 1,2	Hot Springs Nat'l. Park, Ark. †
Algiers, La. †	Bayview, Tex. †	Burnside, La. 17	Burns, La. †	Diner, Tex. †	Fitzgerald, La. †	Greeneville, Mo. 1,2	Houston, Tex. †
Algon, Tex. 15	Beaumont, Tex. †	Burr, Neb. †	Burnside, La. †	Dodge, Tex. 8,11	Flint, Mo. †	Greenfield, Ark. †	Hudson, Kan. †
Alhambra, Calif. (Pasadena) 6,9	Bedford, Kan. †	Burr Oak, Kan. †	Bush, Ill. †	Donaldson, Ark. †	Fondale, La. †	Green Lake, Tex. †	Houston, Mo. †
Aliceville, Kan. †	Beel, La. †	Burtsell, Ark. †	Bush, Ill. †	Doniphan, Mo. †	Forest Hill, La. 12	Greenleaf, Kan. 18	Howardton, Ill. †
Alicia, Ark. †	Belmont, Ark. †	Butler, Mo. †	Butler, Mo. †	Donna, Tex. †	Forest City, Ark. †	Greenwood, Mo. †	Howett, La. 12
Alix, Ark. †	Bellair, Ark. †	Belmont, Kan. †	Cabot, Ark. †	Douglas, Neb. †	Fort Chaffee, Ark. †	Greenville, La. †	Howe, Mo. †
Allen, Kan. 3	Bellaire, Ark. †	Belmont, Kan. 18	Cache, Ill. †	Dover, Mo. †	Fort Crook, Neb. 1,2	Greenwich, Kan. †	Howe, Neb. 1,2
Allenhurst, Tex. 15	Belle Chasse, La. Belle Plaine, La. †	Benedict, Kan. †	Caddo Gap, Ark. †	Downs, Kan. 18	Fort Gibson, Okla. †	Greewood, Mo. †	Hoxie, Ark. †
Allenton, Mo. 1,2	Belle Plaine, La. †	Benedict, Kan. †	Cadot, Mo. †	Doylestown, Ark. †	Griffin, Ark. 16	Greta, Tex. 1,2	Hoyleton, Ill. †
Alligator Bayou, La. †	Belmont, Kan. 18	Benedict, Kan. †	Caddo Gap, Ark. †	Dresden, Mo. 1,2	Griffin, Ark. 16	Gratna, La. †	Hoyleton, Ill. †
Allis, Ark. †	Bellair, Ark. †	Benedict, Kan. †	Caddo Gap, Ark. †	Driscoll, Tex. 15	Griffin, Ark. 16	Gratna, La. †	Hudson, Kan. †
Alma, Ark. †	Belle Chasse, La. Belle Plaine, La. †	Benedict, Kan. †	Cadot, Mo. †	Drywood, Kan. †	Griffin, Ark. 16	Gratna, La. †	Hudson, Kan. †
Almeda, Tex. †	Belle Plaine, La. †	Benedict, Kan. †	Cadot, Mo. †	Dudley, Mo. †	Griffin, Ark. 16	Gratna, La. †	Hudson, Kan. †
Alstata, Tex. †	Belmont, Kan. 18	Benedict, Kan. †	Cadot, Mo. †	Dumas, Ark. 12	Griffin, Ark. 16	Gratna, La. †	Hudson, Kan. †
Alton, Kan. †	Bellaire, Ark. †	Benedict, Kan. †	Cadot, Mo. †	Dumont, Tex. †	Griffin, Ark. 16	Gratna, La. †	Hudson, Kan. †
Alton, Tex. †	Belle Chasse, La. Belle Plaine, La. †	Benedict, Kan. †	Cadot, Mo. †	Dupo, Ill. †	Griffin, Ark. 16	Gratna, La. †	Hudson, Kan. †
Altoona, Kan. †	Belle Plaine, La. †	Benedict, Kan. †	Cadot, Mo. †	Durand, Kan. †	Griffin, Ark. 16	Gratna, La. †	Hudson, Kan. †
Alvin, Tex. 15	Belmont, Kan. 18	Benedict, Kan. †	Cadot, Mo. †	Dyersdale, Tex. 17	Griffin, Ark. 16	Gratna, La. †	Hudson, Kan. †
Amanca, Ark. 18	Bellaire, Ark. †	Benedict, Kan. †	Cadot, Mo. †	Edcouch, Tex. †	Griffin, Ark. 16	Gratna, La. †	Hudson, Kan. †
Ames, Kan. 15	Belle Chasse, La. Belle Plaine, La. †	Benedict, Kan. †	Cadot, Mo. †	Edinburg, Tex. †	Griffin, Ark. 16	Gratna, La. †	Hudson, Kan. †
Amity, Ark. †	Belmont, Kan. 18	Benedict, Kan. †	Cadot, Mo. †	Edmond, Kan. †	Griffin, Ark. 16	Gratna, La. †	Hudson, Kan. †
Anchorage, La. 17	Bellaire, Ark. †	Benedict, Kan. †	Cadot, Mo. †	Edmonds, Tex. 15	Griffin, Ark. 16	Gratna, La. †	Hudson, Kan. †
Anchor, Tex. †	Belle Chasse, La. Belle Plaine, La. †	Benedict, Kan. †	Cadot, Mo. †	Edna, Kan. †	Griffin, Ark. 16	Gratna, La. †	Hudson, Kan. †
Andale, Kan. †	Belmont, Kan. 18	Benedict, Kan. †	Cadot, Mo. †	Edroy, Tex. †	Griffin, Ark. 16	Gratna, La. †	Hudson, Kan. †
Angleton, Tex. 15	Bellaire, Ark. †	Benedict, Kan. †	Cadot, Mo. †	Edro, Tex. †	Griffin, Ark. 16	Gratna, La. †	Hudson, Kan. †
Annapolis, Mo. 6,7,8,9,10,11	Belle Chasse, La. Belle Plaine, La. †	Benedict, Kan. †	Cadot, Mo. †	Edro, Tex. †	Griffin, Ark. 16	Gratna, La. †	Hudson, Kan. †
Annelly, Kan. †	Belmont, Kan. 18	Benedict, Kan. †	Cadot, Mo. †	Edro, Tex. †	Griffin, Ark. 16	Gratna, La. †	Hudson, Kan. †
Anson, Kan. †	Bellaire, Ark. †	Benedict, Kan. †	Cadot, Mo. †	Edro, Tex. †	Griffin, Ark. 16	Gratna, La. †	Hudson, Kan. †
Anthony, Kan. †	Belle Chasse, La. Belle Plaine, La. †	Benedict, Kan. †	Cadot, Mo. †	Edro, Tex. †	Griffin, Ark. 16	Gratna, La. †	Hudson, Kan. †
Antonia, Ark. †	Belmont, Kan. 18	Benedict, Kan. †	Cadot, Mo. †	Edro, Tex. †	Griffin, Ark. 16	Gratna, La. †	Hudson, Kan. †
Antonia, La. 12	Bellaire, Ark. †	Benedict, Kan. †	Cadot, Mo. †	Edro, Tex. †	Griffin, Ark. 16	Gratna, La. †	Hudson, Kan. †
Arcadia-Ironton, Mo. 5,6,7,8,9,10,11	Belle Chasse, La. Belle Plaine, La. †	Benedict, Kan. †	Cadot, Mo. †	Edro, Tex. †	Griffin, Ark. 16	Gratna, La. †	Hudson, Kan. †
Archibald, La. †	Belmont, Kan. 18	Benedict, Kan. †	Cadot, Mo. †	Edro, Tex. †	Griffin, Ark. 16	Gratna, La. †	Hudson, Kan. †
Archie, Mo. †	Bellaire, Ark. †	Benedict, Kan. †	Cadot, Mo. †	Edro, Tex. †	Griffin, Ark. 16	Gratna, La. †	Hudson, Kan. †
Arcola, Tex. †	Belle Chasse, La. Belle Plaine, La. †	Benedict, Kan. †	Cadot, Mo. †	Edro, Tex. †	Griffin, Ark. 16	Gratna, La. †	Hudson, Kan. †
Argonia, Kan. †	Belmont, Kan. 18	Benedict, Kan. †	Cadot, Mo. †	Edro, Tex. †	Griffin, Ark. 16	Gratna, La. †	Hudson, Kan. †
Argonne, Mo. †	Bellaire, Ark. †	Benedict, Kan. †	Cadot, Mo. †	Edro, Tex. †	Griffin, Ark. 16	Gratna, La. †	Hudson, Kan. †
Arkadelphia, Ark. †	Belle Chasse, La. Belle Plaine, La. †	Benedict, Kan. †	Cadot, Mo. †	Edro, Tex. †	Griffin, Ark. 16	Gratna, La. †	Hudson, Kan. †
Arkansas City, Ark. †	Belmont, Kan. 18	Benedict, Kan. †	Cadot, Mo. †	Edro, Tex. †	Griffin, Ark. 16	Gratna, La. †	Hudson, Kan. †
Arkansas City, Kan. †	Bellaire, Ark. †	Benedict, Kan. †	Cadot, Mo. †	Edro, Tex. †	Griffin, Ark. 16	Gratna, La. †	Hudson, Kan. †
Arlington, Colo. 3	Belle Chasse, La. Belle Plaine, La. †	Benedict, Kan. †	Cadot, Mo. †	Edro, Tex. †	Griffin, Ark. 16	Gratna, La. †	Hudson, Kan. †
Arma, Kan. †	Belmont, Kan. 18	Benedict, Kan. †	Cadot, Mo. †	Edro, Tex. †	Griffin, Ark. 16	Gratna, La. †	Hudson, Kan. †
Armstrong, Tex. 15	Bellaire, Ark. †	Benedict, Kan. †	Cadot, Mo. †	Edro, Tex. †	Griffin, Ark. 16	Gratna, La. †	Hudson, Kan. †
Arnauville, La. †	Belle Chasse, La. Belle Plaine, La. †	Benedict, Kan. †	Cadot, Mo. †	Edro, Tex. †	Griffin, Ark. 16	Gratna, La. †	Hudson, Kan. †
Arnold, Kan. 3	Belmont, Kan. 18	Benedict, Kan. †	Cadot, Mo. †	Edro, Tex. †	Griffin, Ark. 16	Gratna, La. †	Hudson, Kan. †
Arp, Tex. 8,11,14	Bellaire, Ark. †	Benedict, Kan. †	Cadot, Mo. †	Edro, Tex. †	Griffin, Ark. 16	Gratna, La. †	Hudson, Kan. †
Artesia Wells, Tex. 14	Belle Chasse, La. Belle Plaine, La. †	Benedict, Kan. †	Cadot, Mo. †	Edro, Tex. †	Griffin, Ark. 16	Gratna, La. †	Hudson, Kan. †
Atchison, Kan. †	Belmont, Kan. 18	Benedict, Kan. †	Cadot, Mo. †	Edro, Tex. †	Griffin, Ark. 16	Gratna, La. †	Hudson, Kan. †
Athens, Kan. †	Bellaire, Ark. †	Benedict, Kan. †	Cadot, Mo. †	Edro, Tex. †	Griffin, Ark. 16	Gratna, La. †	Hudson, Kan. †
Athol, Mo. †	Belle Chasse, La. Belle Plaine, La. †	Benedict, Kan. †	Cadot, Mo. †	Edro, Tex. †	Griffin, Ark. 16	Gratna, La. †	Hudson, Kan. †
Atkins, Ark. †	Belmont, Kan. 18	Benedict, Kan. †	Cadot, Mo. †	Edro, Tex. †	Griffin, Ark. 16	Gratna, La. †	Hudson, Kan. †
Auburn, Neb. 1,2	Bellaire, Ark. †	Benedict, Kan. †	Cadot, Mo. †	Edro, Tex. †	Griffin, Ark. 16	Gratna, La. †	Hudson, Kan. †
Aullville, Mo. †	Belle Chasse, La. Belle Plaine, La. †	Benedict, Kan. †	Cadot, Mo. †	Edro, Tex. †	Griffin, Ark. 16	Gratna, La. †	Hudson, Kan. †
Aurora, Mo. †	Belmont, Kan. 18	Benedict, Kan. †	Cadot, Mo. †	Edro, Tex. †	Griffin, Ark. 16	Gratna, La. †	Hudson, Kan. †
Austin, Ark. †	Bellaire, Ark. †	Benedict, Kan. †	Cadot, Mo. †	Edro, Tex. †	Griffin, Ark. 16	Gratna, La. †	Hudson, Kan. †
Austin, Tex. †	Belle Chasse, La. Belle Plaine, La. †	Benedict, Kan. †	Cadot, Mo. †	Edro, Tex. †	Griffin, Ark. 16	Gratna, La. †	Hudson, Kan. †
Avoca, Neb. 14	Belmont, Kan. 18	Benedict, Kan. †	Cadot, Mo. †	Edro, Tex. †	Griffin, Ark. 16	Gratna, La. †	Hudson, Kan. †
Avondale, Colo. 3	Bellaire, Ark. †	Benedict, Kan. †	Cadot, Mo. †	Edro, Tex. †	Griffin, Ark. 16	Gratna, La. †	Hudson, Kan. †
Azucena, La. †	Belle Chasse, La. Belle Plaine, La. †	Benedict, Kan. †	Cadot, Mo. †	Edro, Tex. †	Griffin, Ark. 16	Gratna, La. †	Hudson, Kan. †
Batrà, Tex. 6,9	Belmont, Kan. 18	Benedict, Kan. †	Cadot, Mo. †	Edro, Tex. †	Griffin, Ark. 16	Gratna, La. †	Hudson, Kan. †
Baker, Kan. 1,2	Bellaire, Ark. †	Benedict, Kan. †	Cadot, Mo. †	Edro, Tex. †	Griffin, Ark. 16	Gratna, La. †	Hudson, Kan. †
Bald Knob, Ark. †	Belle Chasse, La. Belle Plaine, La. †	Benedict, Kan. †	Cadot, Mo. †	Edro, Tex. †	Griffin, Ark. 16	Gratna, La. †	Hudson, Kan. †
Balmoral, La. †	Belmont, Kan. 18	Benedict, Kan. †	Cadot, Mo. †	Edro, Tex. †	Griffin, Ark. 16	Gratna, La. †	Hudson, Kan. †
Baltimore, Md. Q	Bellaire, Ark. †	Benedict, Kan. †	Cadot, Mo. †	Edro, Tex. †	Griffin, Ark. 16	Gratna, La. †	Hudson, Kan. †
Bancroft, Tex. †	Belle Chasse, La. Belle Plaine, La. †	Benedict, Kan. †	Cadot, Mo. †	Edro, Tex. †	Griffin, Ark. 16	Gratna, La. †	Hudson, Kan. †
Bardel, La. †	Belmont, Kan. 18	Benedict, Kan. †	Cadot, Mo. †	Edro, Tex. †	Griffin, Ark. 16	Gratna, La. †	Hudson, Kan. †
Barling, Ark. †	Bellaire, Ark. †	Benedict, Kan. †	Cadot, Mo. †	Edro, Tex. †	Griffin, Ark. 16	Gratna, La. †	Hudson, Kan. †
Barnes, Kan. 18	Belle Chasse, La. Belle Plaine, La. †	Benedict, Kan. †	Cadot, Mo. †	Edro, Tex. †	Griffin, Ark. 16	Gratna, La. †	Hudson, Kan. †
Bartlett, Kan. †	Belmont, Kan. 18	Benedict, Kan. †	Cadot, Mo. †	Edro, Tex. †	Griffin, Ark. 16	Gratna, La. †	Hudson, Kan. †
Bastie, La. 17	Bellaire, Ark. †	Benedict, Kan. †	Cadot, Mo. †	Edro, Tex. †	Griffin, Ark. 16	Gratna, La. †	Hudson, Kan. †

TRAFFIC REPRESENTATIVES

ALEXANDRIA, LA.—

Mo. Pac. Pass. Sta., Phone Hillcrest 2-6656.
R. J. BALL.....General Agent

ATCHISON, KAN.—

201 So. 5th St., Phone 49.
R. D. PIERCE.....Div. Frt. & Pass. Agt.
Union Depot, Phone 11
J. E. HEROD.....Ticket Agent

ATLANTA 3, GA.—

1028 Fulton Nat'l. Bank Bldg., Phone Jackson 1-2422.
O. W. STORCK.....General Agent
J. A. BLOODWORTH.....Dist. Pass. & Frt. Agt.

AUSTIN 3, TEX.—

M. P. Pas. Station, Lamar Blvd. and Third, Phone Greenwood 6-6501.
A. R. FOX.....Gen. Agt. Pass. Dept.
J. R. WALKER.....Depot Ticket Agt.
301 West 3rd St., Phone Greenwood 7-6861.
H. J. HOLZMANN.....Gen. Agt. Frt. Dept.

BATON ROUGE 2, LA.—

201 I. C. Passenger Station, Phone Dickens 4-8521.
W. R. HANNA.....Asst. Genl. Frt. Agt.

BEAUMONT, TEX.—

M. P. Frt. Station, Phone TE 2-0209.
F. L. EVANS.....General Agent

BIRMINGHAM 3, ALA.—

708 Empire Building, Phone Fairfax 2-1667.
R. J. MARSHALL.....General Agent
W. U. FULLER.....Dist. Pass. & Frt. Agt.

BOSTON 8, MASS.—

515 Old South Bldg., Phone Liberty 2-8744.
H. A. BUDREAU.....General Agent.

BROWNSVILLE, TEX.—

M. P. Pass. Station, Gen. Agt. Phone Lincoln 2-4432—Ticket Agent Phone Lincoln 2-4441.
E. L. SPENRATH.....General Agent
S. F. LAMONT.....Pass. & Tkt. Agt.

BUFFALO 2, N. Y.—

309 Bank of Buffalo Bldg., Phone Madison 2513.
A. R. COPELAND.....Gen. Agt. Frt. Dept.

CAIRO, ILL.—

M. P. Station, Phone 789.
R. V. EPPS.....General Agent

CAPE GIRARDEAU, MO.—

M. P. Station, Phone ED 5-5515.
E. L. ROBISON.....Gen. Agt. Frt. Dept.

CHATTANOOGA 2, TENN.—

417 Chattanooga Bank Bldg., Phone Amherst 6-4762.
A. W. LANGE.....General Agent
L. R. HARWELL.....Com'l Agt.

CHICAGO 3, ILL.—

680 Marquette Bldg. 140 S. Dearborn St., Phone State 2-5130.
G. L. HARMON.....Asst. Traffic Manager
P. E. WATSON.....Gen. Agt. Frt. Dept.
A. E. ELKINS.....Gen. Agt. Pass. Dept.
T. F. CARMODY.....Dist. Pass. Agt.
W. L. FASZHZOLZ.....Traffic Rep.
V. A. ROTHE.....Traffic Rep.
G. E. MURMANN.....Com'l Agt.
D. E. RICHARDSON.....Foreign Frt. Agt.

CINCINNATI 2, OHIO—

2004 Carew Tower, Phone Main 1-4248.
D. W. JORDAN.....General Agent
W. L. PORTEUS.....Dist. Pass. Agt.

CLEVELAND 13, OHIO—

1325 Terminal Tower, Phone TO 1-6617
L. V. RICHARDS.....General Agent

COLORADO SPRINGS, COLO.—

6 S. Tejon St., Phone MELrose 4-1776.
E. H. MARTIN.....General Agent

COLUMBIA 1, S. CAR.—

408 Palmetto Life Bldg. Phone AL 4-1869
E. H. CRAWFORD.....Com'l Agt.

CORPUS CHRISTI, TEX.—

M. P. Lines, Passenger Station, Phone Tulip 4-9413.
D. E. SNOW.....General Agent
A. N. YOUNGMAN.....Depot Tkt. Agt.
Phone Tulip 2-1756

DALLAS 1, TEXAS—

1601 Kirby Bldg., Phone Riverside 2-4575.
J. H. LANG.....General Agent
E. D. MONK.....Dist. Pass. Agt.

DENVER 2, COLO.—

515 Seventeenth St., Phone Main 3-3239.
M. P. ECKMAN.....Exec. Representative
J. W. BATEMAN.....General Agent
W. W. HAMMANN.....Dist. Pass. Agt.
L. J. DETWILER.....Traffic Rep.

DETROIT 2, MICH.—

7-166 General Motors Bldg., Phone Trinity 3-5400
CHARLES HOFER.....Asst. Traffic Mgr.
W. W. HOTT.....General Agent
E. G. RUNKLE.....Com'l Agent

EAST ST. LOUIS, ILL.—

1001 Spivey Bldg., Phone Upton 4-1880
JOHN R. MILLS.....Div. Frt. Agt.

EL DORADO, ARK.—

M. P. Pass. Station, Phone UN 3-8158.
D. H. HAYNIE.....General Agent

EL PASO, TEX.—

509 Mills Bldg., Phone Keystone 2-7352.
A. T. PEERS.....General Agent

EUGENE, OREGON

206 Ardel Bldg., Phone Diamond 3-8824—5.
F. K. MASSEY.....General Agent

FT. SMITH, ARK.—

M. P. Pass. Station, Phone 3-5163.
J. L. WELLS.....General Agent

FT. WORTH 2, TEX.—

418 T. & P. Passenger Station Bldg., Phone Edison 2-6121
E. R. SAUERBERG.....General Agent

FRESNO 21, CAL.—

208 T. W. Patterson Bldg., Phone Adams 7-3869.
H. C. WESTBROOK.....General Agent

GALVESTON, TEX.—

405 Texas Bldg., 407—22nd St., Phone SO 5-5514.
H. L. DURHAM.....General Agent

HARLINGEN, TEX.—

M. P. Frt. Station, Phone Garfield 3-0130.
H. W. KASSLING.....Executive General Agent
M. P. Pass. Station, Phone Garfield 3-0130.
V. A. SPIEGELHAUER.....Dist. Pass. Agt.
J. T. HANEY.....Pass. & Tkt. Agt.

HAVANA, CUBA—

Edificio Longa 409, P. O. Box 272, Cable Address "MOPALI" Phone A 8652
G. M. FERNANDEZ.....General Agent

HELENA, ARK.—

M. P. Pass. Station, Phone Hickory 4-3401-02.
J. H. DWYER.....Div. Frt. & Pass. Agt.

HOT SPRINGS, ARK.—

M. P. Pass. Sta., Phone NA 3-8331.
E. J. COX.....Pass. & Tkt. Agt.

HOUSTON 2, TEXAS—

502 Union Station.
E. J. FALK.....Traffic Manager
Room 100 Union Station, Crawford St. at Texas, Ave., Phone Capital 7-3151.
W. T. MORRISON.....Gen. Agt. Pass. Dept.
M. E. DEALY.....City Pass. Agt.
W. B. GEORGE.....City Pass. & Tkt. Agt.
J. H. DENNY.....Trav. Pass. Agt.
W. M. GENTRY.....Depot Tkt. Agt.
Room 515 Union Station, Phone CApital 7-3151.
S. O. SELDER.....Gen. Frt. Agt.
I. M. GILES.....Gen. Agt. Frt. Dept.

HUTCHINSON, KAN.—

M. P. Sta., 301 S. Main St., Phone Mohawk 2-5494.
C. L. WEAVER.....General Agent

INDIANAPOLIS 4, IND.—

605 Merchants Bank Bldg., Phone Melrose 2-5339.
L. W. SARGENT.....General Agent
D. H. EATON.....Dist. Pass. Agt.

JACKSONVILLE 7, FLA.—

1708 Prudential Bldg., 841 Miami Road, Phone EX 8-0881.
K. A. JAECKEL.....General Agent

JEFFERSON CITY, MO.—

M. P. Pass. Sta., Phone 6-2141-42.
E. E. HUTCHISON.....Ticket Agent

JOPLIN, MO.—

M. P. Passenger Station, Phone No. Mayfair 3-8080.
C. H. HERMANN.....General Agent

KANSAS CITY, KAN.—

Town House Hotel, Phone ATwater 1550.
A. B. NOWELL.....City Ticket Agent

KANSAS CITY 6, MO.—

616 Ry. Exch. Bldg., Phone Victor 2-6100.
F. E. PENNINGTON.....Exec. Gen. Agt.
627 Ry. Exch. Bldg., Phone Victor 2-6100.
WM. H. A. TURNER.....Traffic Mgr.
City Ticket Office 1029 Grand Ave., Phone Victor 2-6100.

J. F. DOLINS.....Asst. Gen. Pass. Agt.
W. R. BOOKER.....City Pass. Agt.
W. F. ATKINS.....City Pass. Agt.
E. A. WILCOX.....City Pass. Agt.
J. E. ANDERSON.....City Ticket Agt.
627 Ry. Exch. Bldg., Phone Victor 2-6100.
J. J. RICHEY.....Asst. Gen. Frt. Agt.
623 Ry. Exch. Bldg., Phone Victor 2-6100.
E. D. STRATTON.....General Agent
H. E. WEISER.....Dist. Pass. & Frt. Agt.

KANSAS CITY 8, MO.—

Union Station
W. D. TRUEBLOOD.....Station Pass. Agt.

LAKE CHARLES, LA.—

Mo. Pac. Pass. Sta., 300 Clarence St., Phone Hemlock 9-2772
A. J. BATLINER.....Asst. Gen. Frt. & Pass. Agt.

LAREDO, TEX.—

Mo. Pac. Pass. Sta., 2115 Farragut, Phone Randolph 3-3021
J. N. DUTCHER.....General Agent
M. P. Pass. Sta., Phone Randolph 3-8511.
ANTONIO MATA.....Pass. & Tkt. Agt.
F. E. HALE, JR.....Border Pass. Agt.

LINCOLN 8, NEB.—

Ninth and S Sts., Phone 2-5920.
Y. A. MERWICK.....Comm. Agt.

LITTLE ROCK, ARK.—

M. P. Pass. Station, Markham & Victory Sts., Phone Franklin 2-6221.
G. J. WILKES.....Traffic Mgr.
H. R. KASTMAN.....Asst. Gen. Pass. Agt.
B. W. HOUSE.....City Pass. Agt.
E. E. BARRETT.....Trav. Pass. Agt.
CHARLES WITSELL.....Depot Ticket Agent
WM. C. JACOBS.....Asst. Gen. Frt. Agt.
H. L. SNIDER.....Div. Frt. Agt.
Passenger Terminal.
T. S. ARMSTRONG.....Sta. Pass. Agent

LOS ANGELES 14, CALIF.—

1120 Hollingsworth Bldg., 606 So. Hill St., Phone Madison 5-1426.
GLEE C. SMITH.....Asst. Trf. Mgr.
CHAS. R. SMITH.....General Agent
E. V. SMITH.....Dist. Pass. Agt.
O. W. ROWLAND.....Dist. Mgr. Peris'ble Traf.

TRAFFIC REPRESENTATIVES—Continued

LOUISVILLE 2, KY.—

294 Starks Bldg., Phone Juniper 4-7279.
B. C. RAYBURN.....General Agent

MEMPHIS 3, TENN.—

210 Union Station.
N. N. HOPKINS.....Executive General Agent
150 Union Station, Phone Jackson 6-7611.
J. M. PHELPS.....Dist. Pass. Agt.
W. R. ROE.....City Pass. Agt.

MEMPHIS 3, TENN.—

504 Sterick Bldg., Phone Jackson 6-7611.
J. A. FETZ.....Ass't. Trf. Mgr.
T. S. GLASS.....Gen. Agt. Frt. Dept.

MEXICO CITY 1, MEX.—

Room 1104, Edificio Morelos Reforma
110 Morelos Ave., Phones 46-50-56 & 46-50-58.
F. MIRANDA.....Exec. Representative
H. CERVANTES.....Gen. Agt. Frt. Dept.
J. SALCIDO.....Gen. Agt. Pass. Dept.

MILWAUKEE 3, WIS.—

1003 Majestic Bldg., Phone Broadway 1-6418.
C. A. BECKER.....Gen. Agt. Frt. Dept.

MINNEAPOLIS 2, MINN.—

800 Rand Tower Bldg., Phone FEederal 2-5375.
A. J. SCHILLER.....General Agent

MONROE, LA.—

Mo. Pac. Pass. Sta., Phone FAirfax 3-6641.
600 Ouachita Ave.
M. E. PICKETT.....Div. Frt. & Pass. Agt.

MONTERREY, MEX.—

Gorostieta Bldg., Matamoros 510 OTE. Phones
Mex. 3-01-84 Long Distance 110.
J. CARDENAS, JR.....General Agent

NATCHEZ, MISS.—

M. P. Frt. Sta., Phone 9001.
J. C. MINGEE.....General Agent

NATIONAL STOCK YARDS, ILL.—

Live Stock Exchange, Phone UP 5-0114
W. A. GROGAN.....Asst. Gen. Live Stock Agt.

NEW IBERIA, LA.—

M. P. Frt. Sta., Phone Emerson 4-8126.
L. H. RILEY.....Gen. Agt. Frt. Dept.

NEW ORLEANS 12, LA.—

704 Richards Bldg., Phone JACKson 5-8244
G. C. STOHLMAN.....Exec. Gen. Agt.
708 Richards Bldg., Phone JACKson 5-8244
G. B. RIGGAN.....Asst. Traffic Mgr.
J. T. LEZE.....Asst. Gen. Pass. Agt.
E. MITCHELL.....Dist. Pass. Agt.
J. E. McNAMARA.....Foreign Frt. Agt.
Union Passenger Terminal — 1001 Loyola Ave.,
Phone TUlane 8541.

NEW YORK 7, N. Y.—

225 Broadway — Transportation Bldg., Phone
Digby 9-0255.
GEORGE BRUNNER.....Eastern Traffic Mgr.
W. F. VITT.....Gen. Eastern Pass. Agt.
J. B. MOONEY.....Dist. Pass. Agt.
P. L. MOYLE.....Traffic Rep.
D. A. STEVENS.....Traffic Rep.
G. J. SCHMIDT.....General Agent
E. M. JONES.....Foreign Frt. Agt.

NEW YORK 13, N. Y.—

204 Franklin St., Phone Walker 5-2424.
C. H. BAYER.....Per. Frt. Agt.

OKLAND 12, CALIF.—

Room 715, Central Bldg.
Phone TE-2-0877-8.
HAROLD FLY.....General Agent

OKLAHOMA CITY 2, OKLA.—

923 First National Bldg., Phone Central 5-2655.
G. W. BILLMYER.....General Agent

OMAHA 2, NEB.—

719 Omaha Grain Exchange Bldg., Phone
Jackson 4543.
J. N. CLARK.....Asst. Gen. Frt. & Pass. Agt.
H. B. NEWCOMB.....Gen'l Agent Pass. Dept.

PALESTINE, TEXAS—

Missouri Pacific Building, 111 South Magnolia
Phone 2281
R. S. NELSON.....Dist. Pass. Agt.

PARAGOUL, ARK.—

M. P. Station, Phone CE 6-4115
T. O. FLIPPIN.....Gen'l. Agent

PHILADELPHIA 3, PA.—

211 Transportation Center Bldg., Phone Ritten-
house 6-8365.
H. A. FRANKE.....General Agent
L. J. CARLEY.....Dist. Pass. & Frt. Agt.

PHOENIX, ARIZ.—

600 Security Bldg., Phone AL 3-5414.
C. W. HARDY.....General Agent

PINE BLUFF, ARK.—

Mo. Pac. Pass. Sta., 4th Ave. at State St., Phone
Jefferson 4-1620, 4-1621
C. E. HIRSH.....Gen'l. Agt.

PITTSBURGH 22, PA.—

Room 357, 2 Gateway Center
Phone (Freight) Atlantic 1-2561.
Phone (Passenger) Atlantic 1-3893.
G. O. OLIVER.....General Agent
E. J. DOERSTE.....Com'l. Agt.
H. E. MILLER.....Traffic Rep.

POPLAR BLUFF, MO.—

Mo. Pac. Station, Phone Sunset 5721-22-23.
W. F. MCCARTHY.....General Agent

PORTLAND 4, ORE.—

601 Pacific Bldg., Phone CAPitol 8-5239-30.
E. Y. BUTLER.....General Agent

PUEBLO, COLO.—

Union Station, Phone Lincoln 4-1316 & 4-1315
O. L. STRIEBY.....Asst. Gen. Frt. & Pass. Agt.
C. J. MIMS.....Com'l. Agt.
JOS. WEISIGER.....Dist. Pass. & Frt. Agt.

RICHMOND 19, VA.—

1209 State Planters Bank Bldg., Phone MI 4-2048.
J. M. BRYAN.....General Agent

SACRAMENTO 14, CALIF.—

724-726 Forum Bldg., 1107 9th St., Phone Gilbert
1-5023.
H. D. FREIVOGEL.....General Agent

ST. JOSEPH, MO.—

Mo. Pac. Frt. Sta., 3rd & Sylvania Sts., Phone
Adams 4-2765.
H. E. ROLL.....Exec. General Agt.
E. L. HOOVER.....General Agent

ST. LOUIS 3, MO.—

1222 Olive Street, Phone Main 1-1000.
A. J. CONNORS.....Gen. Agt. Pass. Dept.
F. W. LASKWITZ.....Dist. Pass. Agt.
C. E. HARTMANN.....City Pass. Agt.
A. J. BEVERIDGE.....City Pass. Agt.
E. C. TOENSING.....City Pass. Agt.
C. A. BRUNS.....City Tkt. Agt.
Union Station.
R. P. BASLER.....Sta. Pass. Agt.
Lobby Mo. Pac. Bldg.
E. J. BRANGLE.....Gen. Agt.
100 Mo. Pac. Bldg.
T. B. ARNOLD.....Gen. Frt. Agt.
J. J. MYERS.....Gen. Agt. Frt. Dept.
C. A. BRENNEMAN.....Commercial Agent

SALINA, KAN.—

M. P. Sta., Phone Taylor 3-2275.
A. L. WEBB.....Div. Frt. & Pass. Agt.

SALT LAKE CITY 1, UTAH—

201 Judge Bldg., Phone Empire 4-1928
B. F. LANE.....Gen. Agt.

SAN ANTONIO 7, TEXAS—

123 North Medina St., Phone Capitol 6-3292.
W. E. BABEL.....Exec. General Agt.
E. J. ROTTENSTEIN.....Gen. Agt. Frt. Dept.
L. M. FERGUS.....Asst. Gen. Live Stock Agt.

SAN ANTONIO 7, TEXAS—

123 North Medina St., Phone Capitol 6-3292.
H. G. CLEVELAND.....Asst. Gen. Pass. Agt.
W. C. LANE.....Dist. Pass. Agt.
J. F. SMITH.....City Pass. Agt.
G. P. DUBOSE.....Pass. & Tkt. Agt.

SAN FRANCISCO 5, CALIF.—

593 Monadnock Bldg., Phone Sutter 1-1220.
W. J. SIERING.....Western Traffic Mgr.
J. J. SCHNATMEIER.....Dist. Pass. & Frt. Agt.
L. L. SMITH.....Asst. Frt. Mgr.
I. J. KEYES.....General Agent

SEATTLE 1, WASH.—

852 Stuart Bldg., Phone Main 3-7040
J. S. ROGERS.....General Agent

SEDALIA, MO.—

MoPac. Psgr. Sta., Phone Taylor 6-5182
R. J. HALEY.....General Agent
Ticket Agent Phone Taylor 6-0088
C. E. MCKENZIE.....Depot Tkt. Agt.

SHREVEPORT 45, LA.—

409 Medical Arts Bldg., 624 Travis, Phone 3-7374.
W. B. KEY.....General Agent
D. T. WACHTER.....Traffic Rep.

SIoux CITY 1, IOWA—

314 Benson Bldg., Phone 86234.
A. M. SLOSAR.....General Agent

SOUTH OMAHA, NEB.—

126 Live Stock Exchange.
R. H. KURT.....Traffic Repr.

SPRINGFIELD, MO.—

M. P. Sta., Phone University 4-0729.
D. W. SWIFT.....General Agent

STOCKTON 2, CALIF.—

American Trust Bldg., 22 N. San Joaquin, Phone
Howard 2-0469.
J. R. TORBETT.....General Agent

TEXARKANA, ARK.—

M. P. Frt. Sta., Phone 2-6121 & 2.
W. J. FANT.....Div. Frt. & Pass. Agt.

TOPEKA, KAN.—

M. P. Frt. Sta., Phone Flanders 4-8319.
R. D. PIERCE, Jr.....General Agent

TULSA 3, OKLA.—

216 Enterprise Bldg., Phone Gibson 7-7177.
L. B. BARTLETT.....General Agent

TYLER, TEXAS—

M. P. Frt. Sta., Phone LY 4-7269
H. C. CARSWELL, JR.....General Agent

WACO, TEXAS—

711 Southwestern Indemnity Bldg., Phone Plaza
2-2587.
C. J. PLUMMER.....General Agent

WASHINGTON 4, D. C.—

931 National Press Bldg., Phone National 8-2921.
F. E. RICHTER.....Executive Repr.
R. T. SCHLUDE.....General Agent

WICHITA 2, KAN.—

M. P. Pass. Sta., 302 W. Douglas St., Phone
Amherst 5-2651.
G. W. CARLETON.....Asst. Gen. Frt. & Pass. Agt.
R. H. LE PELL.....Com'l. Agent

WINSTON-SALEM 3, N. C.—

1112 Reynolds Bldg., Phone Park 2-5352.
C. S. CHANCE.....General Agent

Condensed FREIGHT SCHEDULES

Between the St. Louis Gateway and...

Read Down

DALLAS, FT. WORTH, EL PASO and LOS ANGELES

Read Up

Train 65 and Connections	Train T&P 67 and Connections		Train 60 and Connections	Train 72 and Connections
2.00AM Tu	9.30PM Mo	Lv..... Dupo (East St. Louis)..... Ar	7.00PM Tu	6.30AM We
5.00AM We		Ar..... Dallas (Via T&P)..... Lv		2.30AM Tu
7.00AM We		Ar..... Ft. Worth..... Lv	8.15PM Mo	1.00AM Tu
Ⓐ	4.30AM We	Ar..... El Paso..... Lv	1.45AM Mo	Ⓐ
		Ar..... Los Angeles..... Lv		

PALESTINE, WACO, SAN ANTONIO, CORPUS CHRISTI and LAREDO

Train 65 and Connections	Train 67 and Connections		Train 72 and Connections	Train 76 and Connections
2.00AM Tu	8.30PM Mo	Lv..... Dupo (East St. Louis)..... Ar	6.30AM Th	10.00PM We
8.30PM Tu	1.30PM Tu	Ar..... Texarkana..... Lv	10.00AM We	10.30PM Tu
9.00AM We	8.50PM Tu	Lv..... Palestine..... Lv	1.30AM We	12.01PM Tu
12.30PM Th	12.30PM Th	Ar..... Waco..... Lv	3.10PM Mo	
1.00AM Th	7.50AM We	Ar..... San Antonio..... Lv	11.15AM Tu	5.30PM Mo
5.30AM Fri	5.30AM Th	Ar..... Corpus Christi..... Lv	8.00PM Mo	
6.20AM Fri	6.20AM Th	Ar..... Laredo..... Lv	3.30AM Tu	

BEAUMONT, HOUSTON, GALVESTON, CORPUS CHRISTI and BROWNSVILLE

Train 361 and Connections	Train 67 and Connections	Train 369 and Connections	Train 65 and Connections		Train 72 and Connections	Train 76 and Connections	Train 360 and Connections	Train 370 and Connections
7.00PM Mo	8.30PM Mo	3.00AM Tu	2.00AM Tu	Lv..... Dupo (East St. Louis)..... Ar	6.30AM We	10.00PM We	11.30AM We	3.00AM Th
	1.30PM Tu		8.30PM Tu	Ar..... Texarkana..... Lv	10.00AM Tu	10.30PM Tu		
	2.30PM Tu		10.40PM Tu	Lv..... Texarkana..... Lv	9.10AM Tu	8.30PM Tu		
7.30PM Tu		8.45AM We		Ar..... Alexandria..... Lv			9.20AM Tu	5.00PM Tu
8.45PM Tu				Lv..... Alexandria..... Ar			8.00AM Tu	
3.00AM We				Ar..... Houston..... Lv			12.10AM Tu	
6.00AM We	4.00AM We		5.00PM We	Ar..... Galveston..... Lv	5.00PM Mo	5.00AM Tu	10.00PM Mo	
5.30AM Th	5.30AM Th		5.30AM Th	Ar..... Galveston..... Lv	11.00PM Su	11.00PM Mo		
5.30AM Th	5.30AM Th		5.30AM Fr	Ar..... Corpus Christi..... Lv	8.00PM Su	1.00AM Mo	8.00PM Su	
2.00PM Th	2.00PM Th		2.00PM Fr	Ar..... Brownsville..... Lv			1.00AM Mo	

PUEBLO, DENVER, SALT LAKE CITY, OGDEN and SAN FRANCISCO

Train 61 and Connections	Train 81 and Connections		Train 62 and Connections	Train 68 and Connections
10.30AM Mo	8.00PM Mo	Lv..... St. Louis..... Ar	6.00PM Fr	6.30AM We
6.30PM Mo	4.15AM Tu	Lv..... Kansas City..... Ar	7.30PM Th	1.20PM Tu
2.00PM Tu	8.00PM Tu	Ar..... Pueblo (M. T.)..... Lv	10.00PM We	8.45PM Mo
11.30PM Tu	4.00AM We	Ar..... Denver (D&RGW) (M. T.)..... Lv	6.30AM We	6.30AM Mo
12.01PM We	5.15PM We	Ar..... Salt Lake City (D&RGW) (M. T.)..... Lv	8.35PM Tu	
2.45PM We	6.15PM We	Ar..... Ogden (D&RGW) (M. T.)..... Lv	2.00AM We	
	ⒷⒸ	Ar..... San Francisco..... Lv	ⒷⒸ	

KANSAS CITY, ATCHISON, ST. JOSEPH, LINCOLN and OMAHA

Train 71 and Connections	Train 75 and Connections		Train 70 and Connections	Train 70 and Connections	Train 62 and Connections
1.30AM Mo	2.00PM Mo	Lv..... St. Louis..... Ar	6.30AM Tu	6.30AM Tu	6.00PM Tu
11.00AM Mo	1.00AM Tu	Ar..... Kansas City..... Lv	8.30PM Mo	8.30PM Mo	10.00AM Tu
11.50PM Mo		Ar..... Atchison..... Lv	1.30PM Mo	5.00PM Mo	11.50PM Mo
4.00AM Tu	4.00AM We	Ar..... St. Joseph..... Lv		4.00PM Mo	
5.35AM Tu	5.35AM We	Ar..... Lincoln..... Lv	10.00PM Su		
6.15AM Tu	2.00PM Tu	Ar..... Omaha..... Lv	6.00AM Mo		6.30PM Mo

JOPLIN, WICHITA, HUTCHINSON, TOPEKA and SALINA

Train 81 and Connections			Train 62 and Connections	Train 80 and Conn.
8.00PM Mo		Lv..... St. Louis..... Ar	6.00PM We	3.00AM We
5.00AM We		Ar..... Joplin..... Lv	1.30PM Tu	
5.45AM We		Ar..... Wichita..... Lv		2.15PM Mo
10.00AM We		Ar..... Hutchinson..... Lv		10.00AM Mo
6.30AM We		Ar..... Topeka..... Lv		3.00PM Mo
10.26AM We		Ar..... Salina..... Lv	6.30AM Tu	

MEMPHIS, HELENA, ALEXANDRIA, BATON ROUGE, NEW ORLEANS and LAKE CHARLES

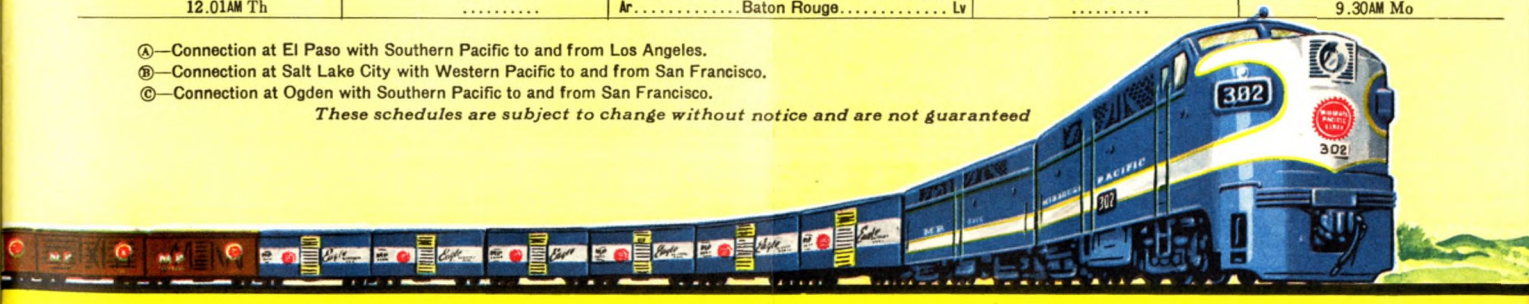
Train 361 and Connections	Train 369 and Connections		Train 370 and Connections	Train 360 and Connections
7.00PM Mo	3.00AM Tu	Lv..... St. Louis..... Ar	3.00AM We	11.30AM We
5.30AM Tu		Lv..... Dupo (East St. Louis)..... Ar	8.30PM Mo	
	2.00AM We	Ar..... Memphis..... Lv	2.55AM Tu	
7.30PM Tu	8.45AM We	Ar..... Helena..... Lv	5.00PM Mo	9.20AM Tu
5.30AM We	4.30PM We	Ar..... Alexandria..... Lv	2.00AM Mo	9.00PM Mo
6.00AM We	6.00AM Th	Ar..... New Orleans..... Lv	6.30AM Mo	
12.01AM Th		Ar..... Lake Charles..... Lv		9.30AM Mo
		Ar..... Baton Rouge..... Lv		

Ⓐ—Connection at El Paso with Southern Pacific to and from Los Angeles.

Ⓑ—Connection at Salt Lake City with Western Pacific to and from San Francisco.

Ⓒ—Connection at Ogden with Southern Pacific to and from San Francisco.

These schedules are subject to change without notice and are not guaranteed



Enjoy all the comfort and privacy of your own room for little more than coach fare! Between San Antonio, St. Louis & Washington, D.C.



"Sleep 'n Save" **SLUMBERCOACH** on the TEXAS EAGLE

One Way Fare Examples (incl. Private Room)
Between St. Louis and San Antonio . . . only \$33.47
Between San Antonio and Washington, D.C. . . . only \$64.97
Similar low fares between all intermediate stations.
Double Room accommodations also available. See your
local ticket agent for complete information.

R. J. McDERMOTT, General Passenger Traffic Mgr.
1601 Missouri Pacific Bldg., St. Louis 3, Mo.

**MISSOURI
PACIFIC
LINES**

