

**MISSOURI
PACIFIC
LINES**

**MISSOURI
PACIFIC
LINES**

ROUTE OF THE
Eagles

For the Personal Use of --
THEODORE MOURELATOS



June 2, 1957

June 2, 1957

USE THE ST. LOUIS GATEWAY USE THE ST. LOUIS GATEWAY

Don't drive until you arrive!

Make every trip a "vacation"... relax on the EAGLES

**MISSOURI
PACIFIC
LINES**

★ **The TEXAS EAGLES** overnight between St. Louis, Memphis and the principal cities of Texas. Through sleeping cars between Chicago, New York, Washington and Texas. *Planetarium-dome coaches between St. Louis and Dallas, Fort Worth, Austin and San Antonio.* Direct connections at Laredo with the streamlined AZTEC EAGLE to Mexico City.

★ **The COLORADO EAGLE** between St. Louis, Kansas City, Wichita and Colorado. *Planetarium-dome coaches between St. Louis and Denver.*

★ **The MISSOURI RIVER EAGLE** between St. Louis and Kansas City, Lincoln, Omaha. *Planetarium-dome coaches between St. Louis and Omaha.*

★ **The VALLEY EAGLE** between Houston, Corpus Christi and the Rio Grande Valley.



R. J. McDERMOTT, General Passenger Traffic Mgr.
1601 Missouri Pacific Bldg., St. Louis 3, Missouri

Travel MO-PAC Family Fare . . . rent a car while you're there

Understanding a Time Table Is Not So Difficult . . .

In fact, you will find it simple, we believe, if you will read and follow the suggestions offered here. You can find in this folder the answers to most of the questions that are apt to arise concerning a trip on the Missouri Pacific Lines.

1 Index to Stations

First locate the place you are going to in the alphabetical index of stations on Pages 38-40. Then turn to the table bearing the number shown in the index. Here you will find the schedules of trains arriving at and departing from your destination.

| Table No. | Station | Table No. | Station |
|---------------------------------|--------------------------------|----------------------------|--|
| Abdul, Neb. 1 | Baskin, La. 1 | Bastrop, La. 1 | Bateville, Ark. 7 |
| Abilene, Tex. 1 | Bateville, Ark. 7 | Baton Rouge, La. 8 | Battlefield, Mo. X, 23 |
| Addicks, La. 17 | Battlefield, Mo. X, 23 | Baxter, Ark. 1 | Bay City, Tex. 3, 4 |
| Adrian, Kan. 3, 4 | Baxter, Ark. 1 | Bayview, Kan. 24 | Bayview, Tex. 24 |
| Adrian, Mo. 3, 4 | Bay City, Tex. 3, 4 | Beaumont, Tex. 7 | Bedford, Kan. 17, 23 |
| Alameda, Kan. 1 | Bayview, Kan. 24 | Beaumont, Tex. 7 | Beebe, Ark. 11, 12, 13, 14, 15, 16 |
| Alamo, Tex. 13, 16 | Bayview, Tex. 24 | Beaumont, Tex. 7 | Bellevue, Ark. 11, 14 |
| Aldine, Tex. 13, 16 | Beaumont, Tex. 7 | Beaumont, Tex. 7 | Bolton, La. 11, 14 |
| Alexander, Ark. 11, 14 | Beaumont, Tex. 7 | Beaumont, Tex. 7 | |
| Alexander, La. V, 17 | Beaumont, Tex. 7 | Beaumont, Tex. 7 | |
| Algon, Mo. 1, 2 | Beaumont, Tex. 7 | Beaumont, Tex. 7 | |
| Alton, Tex. 21 | Beaumont, Tex. 7 | Beaumont, Tex. 7 | |
| Alhambra, Calif. 11, 14 | Beaumont, Tex. 7 | Beaumont, Tex. 7 | |
| Alton, Ark. 9 | Beaumont, Tex. 7 | Beaumont, Tex. 7 | |
| Alton, Mo. 11, 14 | Beaumont, Tex. 7 | Beaumont, Tex. 7 | |
| Alton, Neb. 11, 14 | Beaumont, Tex. 7 | Beaumont, Tex. 7 | |
| Alton, Tex. 11, 14 | Beaumont, Tex. 7 | Beaumont, Tex. 7 | |
| Alton, Va. 11, 14 | Beaumont, Tex. 7 | Beaumont, Tex. 7 | |
| Alton, W. Va. 11, 14 | Beaumont, Tex. 7 | Beaumont, Tex. 7 | |
| Alton, W. Va. 11, 14 | Beaumont, Tex. 7 | Beaumont, Tex. 7 | |

4 Check References

EXPLANATION OF REFERENCE MARKS

- f—Stops on signal.
- ★—Stops to receive or discharge revenue passengers.
- Stops to receive revenue passengers.
- Stops to discharge revenue passengers.
- ⌈—Stops for revenue passengers to or from

There is a reason for each of the symbols that appear opposite some schedule figures. For illustration, "f" means stop to let passengers get on or off the train. Each symbol is explained in a footnote on the page on which it is shown. If you encounter a symbol in the table you are consulting, be sure to check the footnote. The information may affect your travel plans.

2 Read Down

| Miles | ST. LOUIS | 15 Daily |
|-------|-------------------|----------|
| 0 | Lv ST. LOUIS | 8:50 |
| 3 | Lv Tower Grove | 8:58 |
| 7 | Lv Maplewood | 9:10 |
| 10 | Lv Webster Groves | 9:10 |
| 13 | Lv Kirkwood | 9:10 |
| 18 | Lv Valley Park | 9:10 |
| 23 | Lv Juntura | 9:10 |
| 27 | Lv Eureka | 9:10 |
| 30 | Lv Alton | 9:10 |
| 34 | Lv Pacific | 9:10 |
| 39 | Lv Gray Summit | 9:10 |
| 51 | Lv Washington | 9:10 |
| 64 | Lv New Haven | 9:10 |
| 71 | Lv St. Charles | 9:10 |
| 77 | Lv Hermann | 9:10 |
| 85 | Lv Gasconade | 9:10 |
| 89 | Lv Morrison | 9:10 |
| 92 | Lv Champagn | 9:10 |

First read down the list of cities until you locate your starting point. Opposite you will find the departure times of trains that stop there. Continue reading down until you find the name of your destination where you can check the arrival times of trains stopping there.

3 A. M. and P. M.

Departure times from 12:01 A.M. to 11:59 A.M. are shown in light figures. Times from 12:01 P.M. to 11:59 P.M. are shown in heavy figures.

| | | |
|----|------------------|-------|
| 85 | Lv Independence | 7:45 |
| 85 | Lv Pleasant Hill | 8:37 |
| 85 | Lv Pleasant Hill | 9:07 |
| 85 | Lv Pleasant Hill | 10:15 |
| 85 | Lv Pleasant Hill | 10:44 |
| 85 | Lv Pleasant Hill | 12:01 |
| 85 | Lv Pleasant Hill | 12:14 |
| 85 | Lv Pleasant Hill | 12:30 |

5 Rail and Pullman Fares

A list of rail, sleeping and parlor car between principal cities is shown on Pages 35-37. Figures shown do not include 10 per cent Federal Tax that applies on all fares or 2 per cent Sales Tax applicable to intrastate fares between points in Missouri.

| In Coaches | Pullmans | |
|---------------------|----------|---------|
| | One Way | One Way |
| DALLAS, TEX. TO | | |
| Chicago | \$26.30 | \$47.35 |
| Hot Springs | 10.26 | 18.00 |
| Little Rock | 10.01 | 18.05 |
| Memphis | 13.84 | 24.05 |
| New York | 50.49 | 92.30 |
| St. Louis | 18.40 | 32.15 |
| Washington | 43.63 | 78.55 |
| FORT WORTH, TEX. TO | | |
| Chicago | 26.30 | 47.35 |
| Little Rock | 11.17 | 20.15 |
| Memphis | 10.93 | 19.20 |
| New York | 14.75 | 26.50 |
| St. Louis | 51.41 | 93.95 |
| Washington | 18.74 | 33.75 |
| HOUSTON, TEX. TO | | |
| Chicago | 44.54 | 80.25 |
| Little Rock | | 60.60 |
| Memphis | | 36.82 |
| New York | | 15.50 |
| St. Louis | | 15.27 |
| Washington | | 20.59 |
| | | 21.04 |
| | | 26.23 |
| | | 61.98 |

Traffic Representatives

Addresses and telephone numbers of the traffic offices maintained by the Missouri Pacific Lines in principal cities of the United States, in Mexico, and Havana, Cuba, are listed on Pages 40-42. Call on any of these agencies any time you need information or assistance with your travel or shipping problems. You will be cordially welcomed and receive prompt attention.

Other Helpful Information

Condensed schedules with descriptions of travel accommodations available on Missouri Pacific trains are shown on Pages 4-9. Departure times of connecting trains of other railroads from St. Louis, Memphis, Kansas City, New Orleans and Omaha are listed on Pages 30-31. Baggage and ticket regulations and other information of interest to travelers are presented on Pages 37. Types of Pullman sleeping car accommodations available on Missouri Pacific trains are described and illustrated on Pages 32-34.

ST. LOUIS — KANSAS CITY

| TABLE A | 5 Daily | 15 Daily | 11 Daily | 9 Daily |
|------------------------|----------|----------|----------|----------|
| Lv ST. LOUIS..... | 8.50 Su | 2.35 Su | 4.00 Su | 11.17 Su |
| Ar JEFFERSON CITY..... | 11.00 Su | 4.55 Su | 6.00 Su | 1.55 Mo |
| Ar SEDALIA..... | 12.15 Su | 6.20 Su | 7.10 Su | 4.00 Mo |
| Ar KANSAS CITY..... | 2.20 Su | 8.45 Su | 9.00 Su | 6.30 Mo |

ST. LOUIS — KANSAS CITY — DENVER —
SAN FRANCISCO

| TABLE B | 11 Daily Example |
|--|------------------|
| Lv ST. LOUIS..... | 4.00 Su |
| Ar KANSAS CITY..... | 9.00 Su |
| Lv KANSAS CITY..... | 9.10 Su |
| Lv GENESEO..... | 1.37 Mo |
| Ar HOISINGTON (C.T.)..... | 2.12 Mo |
| Ar PUEBLO (M.T.)..... | 7.10 Mo |
| <i>(Via D. & R. G. W.)</i> | |
| Lv PUEBLO..... | 7.20 Mo |
| Ar COLORADO SPGS. (A.T. & S.F. St.)..... | 8.11 Mo |
| Ar DENVER..... | 9.50 Mo |
| Lv PUEBLO..... | 12.15 Mo |
| Ar ROYAL GORGE..... | 1.36 Mo |
| Ar GLENWOOD SPRINGS..... | 8.17 Mo |
| Ar SALT LAKE CITY (M.T.)..... | 8.30 Tu |
| <i>(Via Western Pacific)</i> | |
| Lv SALT LAKE CITY (M.T.)..... | 10.15 Tu |
| Ar SAN FRANCISCO (P.T.)..... | 3.45 We |
| CONNECTING TRAIN | |
| Lv WICHITA..... | 9.30 Su |
| Ar HOISINGTON..... | 12.30 Mo |

ST. LOUIS — KANSAS CITY — LOS ANGELES

| TABLE C | 5 Daily | 11 Daily | 9 Daily |
|--------------------------|----------|----------|----------|
| Lv ST. LOUIS..... | 8.50 Su | 4.00 Su | 11.17 Su |
| Ar KANSAS CITY..... | 2.20 Su | 9.00 Su | 6.30 Mo |
| <i>(Via Rock Island)</i> | | | |
| Lv KANSAS CITY..... | | 10.40 Su | 8.35 Mo |
| Ar EL PASO..... | | 2.45 Mo | 6.30 Tu |
| Ar TUCSON..... | | 8.50 Mo | 3.15 Tu |
| Ar PHOENIX..... | | 11.25 Mo | 7.10 Tu |
| Ar LOS ANGELES..... | | 7.30 Tu | 5.30 We |
| <i>(Via Santa Fe)</i> | | | |
| Lv KANSAS CITY..... | 4.55 Su | 9.30 Su | |
| Ar LOS ANGELES..... | 11.15 Mo | 12.10 Tu | |
| <i>(Via Santa Fe)</i> | | | |
| Lv KANSAS CITY..... | | 11.35 Su | |
| Ar SAN FRANCISCO..... | | 1.30 Tu | |

ST. LOUIS — KANSAS CITY — OMAHA — LINCOLN

| TABLE D | 5-105-Bus | 11-119-Bus |
|---------------------|-----------|------------|
| Lv ST. LOUIS..... | 8.50 Su | 4.00 Su |
| Lv KANSAS CITY..... | 2.40 Su | 12.40 Mo |
| Ar OMAHA..... | 6.55 Su | 7.20 Mo |
| Ar LINCOLN..... | ▲ 7.15 Su | ▲ 10.50 Mo |

ST. LOUIS — KANSAS CITY — WICHITA

| TABLE E | 9-125-425 Daily |
|---------------------|-----------------|
| Lv ST. LOUIS..... | 11.17 Su |
| Ar KANSAS CITY..... | 6.30 Mo |
| Lv KANSAS CITY..... | 8.30 Mo |
| Ar WICHITA..... | 3.00 Mo |

No. 1—June 2, 1957—All Editions

Printed in U. S. A.

Light figures indicate A. M.

Missouri Pacific Offers You This Handy LCL Directory...



IF YOU SHIP to, from or through the West-Southwest, we would like to send you a copy of Missouri Pacific's new Eagle Merchandise Service Directory. Just off the press—32 pages in letterhead size—it is filled with up-to-date information pertaining to Missouri Pacific's Interline and Line Car Merchandise service and provides a complete listing of service performed by Way Cars and Truck Routes for handling less carload shipments from, to and between agency stations on the Missouri Pacific. Address your request to...

R. T. WILLIAMS
Merchandise Traffic Manager
1706 Missouri Pacific Building
St. Louis 3, Missouri

EQUIPMENT: WESTBOUND

No. 11—Colorado Eagle
Streamlined Train

Sleepers:

St. Louis to Denver, 10 Roomettes, 6 Double Bedrooms. [111].

St. Louis to Denver, 10 Roomettes, 6 Double Bedrooms. [112].

Wichita to Denver, 6 Sec. 6 Roomettes, 4 Double Bedrooms. [114].

Dining-Lounge. St. Louis to Denver.

Coaches..... (Reclining Seats)

St. Louis to Denver (Grill).

St. Louis to Denver.

St. Louis to Denver (Planetarium).

No. 5-105
Missouri River Eagle
Streamlined Train

Reclining Seats

Planetarium Coach

St. Louis to Omaha.

Coach..... St. Louis to Omaha.

Dining-Lounge Car

St. Louis to Omaha.

Mo. Pac. Parlor Car... [D.R.] St. Louis to Omaha. [51]

No. 15

Mo. Pac. Parlor Car—D. R.:
St. Louis to Kansas City. [151].

Dining Lounge:

St. Louis to Kansas City.

Coaches (Reclining Seats):

St. Louis to Kansas City.

No. 9—The Missourian

Sleepers:

(Ready for occupancy 9:30 p.m. Held for occupancy at Kansas City until 7:30 a.m.)
St. Louis to Kansas City. (8 Sec. 5 Double Bedrooms.) [91]

St. Louis to Kansas City. (8 Sec., 1 DRoom, 3 Double Bedroom.) [92]

Coaches (Reclining Seats):

St. Louis to Kansas City.

No. 119

Coaches (Reclining Seats):

Kansas City to Omaha.

No. 425

Coach..... Durand to Wichita.

4 TRAINS WEST 4 TRAINS EAST

Between
St. Louis and
Kansas City

Only Missouri Pacific provides four convenient schedules each way every day between Missouri's two great travel gateways, where connections are made directly and quickly with no change of stations. Missouri Pacific offers a choice too of modern accommodations—reclining seat coaches, Pullman berths or private rooms, luxury lounges, delicious dining car meals. Daytime travelers enjoy extra sightseeing thrills in the planetarium-dome coaches on The Colorado and Missouri River Eagles.



ROUTE OF THE EAGLES

Light figures indicate A. M.

KANSAS CITY — ST. LOUIS

| TABLE F | 10 Daily | | 12 Daily | | 6 Daily | | 14 Daily | |
|-------------------|----------|----|----------|----|----------|----|----------|----|
| | Lv | Ar | Lv | Ar | Lv | Ar | Lv | Ar |
| Lv KANSAS CITY | 11:30 Su | | 7:30 Su | | 12:20 Su | | 4:00 Su | |
| Lv SEDALIA | 2:05 Mo | | 9:07 Su | | 2:10 Su | | 5:50 Su | |
| Lv JEFFERSON CITY | 3:45 Mo | | 10:15 Su | | 3:20 Su | | 7:20 Su | |
| Ar ST. LOUIS | 6:50 Mo | | 12:30 Su | | 5:40 Su | | 10:15 Su | |

EQUIPMENT: EASTBOUND

No. 12—Colorado Eagle Streamlined Train

Sleepers:

Denver to St. Louis, 10 Roomettes, 6 Double Bedrooms [31].

Denver to St. Louis, 10 Roomettes, 6 Double Bedrooms, [32].

Denver to Wichita, 6 Sec. 6 Roomettes, 4 Double Bedrooms, [34].

Dining-Lounge.

Denver to St. Louis (Reclining Seats)

Denver to St. Louis (Grill).

Denver to St. Louis.

Denver to St. Louis (Planetarium).

No. 106-6

Missouri River Eagle Streamlined Train

Reclining Seats

Planetarium Coach. . . . Omaha to St. Louis.

Coach. . . . Omaha to St. Louis.

Dining-Lounge Car
Omaha to St. Louis.

Mo. Pac. Parlor Car. . . . [D.R.] Omaha to St. Louis. [61].

No. 10

The Missourian

Sleepers:

(Ready for occupancy 10:00 P.M. Open at St. Louis until 7:15 A.M.)

Kansas City to St. Louis. (8 Sec., 1 DRoom, 3 Double Bedrooms.) [105].

Kansas City to St. Louis, 8 Section, 5 Double Bedrooms. [106].

Coaches (Reclining Seats):

Kansas City to St. Louis. (Ready for occupancy 11:00 P.M.)

No. 14

Mo. Pac. Parlor Car. . . Kansas City to St. Louis, 1 Dr. [142].

Coaches (Reclining Seats):
Kansas City to St. Louis.

Dining-Lng. Kansas City to St. Louis.

No. 110

Coaches (Reclining Seats):
Omaha to Kansas City.

Grill Coach. Omaha to Kansas City.

No. 426

Coach. . . . Wichita to Durand.

▲Via Midwest Bus Lines — rail tickets honored — remains cannot be handled.

SAN FRANCISCO — DENVER — KANSAS CITY — ST. LOUIS

| TABLE G | 12 Daily Example | |
|--------------------------------|------------------|----|
| | Lv | Ar |
| (Via Western Pacific) | | |
| Lv SAN FRANCISCO (P.T.) | 9:25 Su | |
| Ar SALT LAKE CITY (M.T.) | 5:40 Mo | |
| (Via D&RGW) | | |
| Lv SALT LAKE CITY (M.T.) | 5:30 Mo | |
| Lv GLENWOOD SPRINGS | 4:05 Tu | |
| Lv ROYAL GORGE | 10:20 Tu | |
| Ar PUEBLO | 11:45 Tu | |
| Lv DENVER | 4:15 Tu | |
| Lv COLO. SPRGS.(D.&R.G.W.Sta.) | 5:53 Tu | |
| Ar PUEBLO | 6:45 Tu | |
| Lv PUEBLO (M.T.) | 6:55 Tu | |
| Lv HOISINGTON (C.T.) | 1:30 We | |
| Ar GENESEO | 2:07 We | |
| Ar KANSAS CITY | 7:10 We | |
| Lv KANSAS CITY | 7:30 We | |
| Ar ST. LOUIS | 12:30 We | |
| CONNECTING TRAIN | | |
| Lv HOISINGTON | 3:15 We | |
| Ar WICHITA | 7:00 We | |

LOS ANGELES — KANSAS CITY — ST. LOUIS

| TABLE H | 10 Daily | | 12 Daily | |
|-------------------|----------|----------|----------|----|
| | Lv | Ar | Lv | Ar |
| (Via Rock Island) | | | | |
| Lv LOS ANGELES | 8:35 Su | 1:00 Su | | |
| Lv PHOENIX | 8:45 Mo | 10:15 Su | | |
| Lv TUCSON | 12:55 Mo | 1:10 Mo | | |
| Lv EL PASO | 9:30 Mo | 7:40 Mo | | |
| Ar KANSAS CITY | 8:10 Tu | 1:00 Tu | | |
| (Via Santa Fe) | | | | |
| Lv LOS ANGELES | 1:30 Mo | 9:00 Su | | |
| Ar KANSAS CITY | 11:05 Tu | 7:05 Tu | | |
| (Via Santa Fe) | | | | |
| Lv SAN FRANCISCO | | | 11:00 Su | |
| Ar KANSAS CITY | | | 4:10 Tu | |
| Lv KANSAS CITY | 11:30 Tu | 7:30 Tu | | |
| Ar ST. LOUIS | 6:50 We | 12:30 Tu | | |

LINCOLN — OMAHA — KANSAS CITY — ST. LOUIS

| TABLE I | Bus 110-10 | | Bus 106-6 | |
|----------------|------------|-----------|-----------|----|
| | Lv | Ar | Lv | Ar |
| Lv LINCOLN | ▲ 2:40 Su | ▲ 7:05 Su | | |
| Lv OMAHA | 4:00 Su | 8:00 Su | | |
| Ar KANSAS CITY | 9:20 Su | 11:59 Su | | |
| Ar ST. LOUIS | 6:50 Mo | 5:40 Su | | |

WICHITA — KANSAS CITY — ST. LOUIS

| TABLE J | 426-126-10 Daily | |
|----------------|------------------|----|
| | Lv | Ar |
| Lv WICHITA | 4:30 Su | |
| Ar KANSAS CITY | 10:45 Su | |
| Lv KANSAS CITY | 11:30 Su | |
| Ar ST. LOUIS | 6:50 Mo | |

ST. LOUIS — MEMPHIS AND ARKANSAS — TEXAS — ARIZONA — CALIFORNIA

| St. Louis Gateway | THE TEXAS EAGLE | 31 Daily Example | The Southerner | THE TEXAS EAGLE | The Sunshine Special | The Ozarker | The Southerner |
|--------------------------|-----------------|------------------|-----------------|--------------------------|----------------------|------------------|-----------------|
| | 1 Daily Example | | 7 Daily Example | | 2 Daily Example | 32 Daily Example | 4 Daily Example |
| Lv ST. LOUIS | 5:45 Su | | 12:45 Su | Lv LOS ANGELES (S.P.) | 8:35 Sat | | 8:25 Sa |
| Ar LITTLE ROCK | 12:20 Mo | | 10:30 Su | Lv PHOENIX (M.T.) | 9:15 Su | | 6:10 Su |
| Memphis Gateway | 201-1 | 201-31 | 219-7 | Lv TUCSON | 12:55 Su | | 8:40 Su |
| Lv MEMPHIS | 8:30 Su | 8:30 Su | 8:00 Su | Ar EL PASO | 9:30 Su | | 3:05 Su |
| Ar LITTLE ROCK | 11:45 Su | 11:45 Su | 11:05 Su | Lv EL PASO (T.&P.) | 12:50 Mo | | 3:20 Su |
| Lv LITTLE ROCK | 12:35 Mo | 12:55 Mo | 11:25 Su | Lv FT. WORTH (C.T.) | 5:05 Mo | 8:30 Su | 6:30 Mo |
| Ar Texarkana | 3:15 Mo | 4:30 Mo | 2:30 Su | Lv DALLAS | 6:10 Mo | 10:15 Su | 7:35 Mo |
| Ar Texarkana via T. & P. | 3:40 Mo | 3:00 Su | 3:00 Su | Ar Longview | 8:35 Mo | 1:40 Mo | 10:05 Mo |
| Ar Longview | 5:20 Mo | 5:15 Su | 5:15 Su | Lv Longview | 8:35 Mo | 1:40 Mo | 10:05 Mo |
| Ar Longview | 5:20 Mo | 5:15 Su | 5:15 Su | Ar Texarkana | 10:30 Mo | 4:15 Mo | 12:01 Mo |
| Ar DALLAS | 7:40 Mo | 5:15 Su | 5:15 Su | Lv Texarkana (Via MoPac) | 10:40 Mo | 4:30 Mo | 12:20 Mo |
| Ar FT. WORTH | 8:50 Mo | 8:30 Su | 8:30 Su | Ar LITTLE ROCK | 1:10 Tu | 7:50 Mo | 3:20 Mo |
| Ar EL PASO (M.T.) | 10:45 Mo | 10:00 Su | 12:50 Mo | Memphis Gateway | 2-202 | 32-202 | 8-220 |
| Lv EL PASO (S.P.) | 11:55 Mo | 12:50 Mo | 3:00 Mo | Lv LITTLE ROCK | 3:30 Tu | 3:30 Tu | 3:45 Mo |
| Ar TUCSON | 5:55 Tu | 8:50 Mo | 8:50 Mo | Ar MEMPHIS | 7:00 Tu | 7:00 Tu | 7:00 Mo |
| Ar PHOENIX | 8:30 Tu | 11:25 Mo | 11:25 Mo | Lv LITTLE ROCK | 1:30 Tu | 11:50 Mo | 3:35 Mo |
| Ar LOS ANGELES (P.T.) | 4:15 Tu | 7:30 Tu | 7:30 Tu | Ar ST. LOUIS | 8:10 Tu | 7:50 Tu | 5:38 Mo |

ST. LOUIS — MEMPHIS AND SAN ANTONIO — MEXICO CITY

| St. Louis Gateway | THE TEXAS EAGLE | THE TEXAN | The Southerner | THE TEXAS EAGLE | The Southerner |
|-------------------|---------------------|--------------------|------------------|-------------------------|--------------------|
| 21 Daily Example | 25-21 Daily Example | 7-37 Daily Example | 22 Daily Example | 22-26-202 Daily Example | 38-8 Daily Example |
| Lv ST. LOUIS | 5:30 Su | 2:00 Su | 12:45 Su | Lv MEXICO CITY | 8:20 Sa |
| Ar LITTLE ROCK | 12:15 Mo | 9:15 Su | 10:30 Su | Lv MONTERREY | 3:50 Su |
| Memphis Gateway | 201-21 | | 219-7 | Ar NUEVO LAREDO | 8:00 Su |
| Lv MEMPHIS | 8:30 Su | | 8:00 Su | Lv LAREDO | 9:05 Su |
| Ar LITTLE ROCK | 11:45 Su | | 11:05 Su | Via MoPac | |
| Lv LITTLE ROCK | 12:30 Mo | 9:35 Su | 11:25 Su | Lv SAN ANTONIO | 2:30 Su |
| Ar Texarkana | 3:10 Mo | 12:55 Mo | 2:30 Su | Lv AUSTIN | 3:59 Su |
| Lv Texarkana | 3:30 Mo | 1:10 Mo | 3:35 Su | Ar Palestine | 7:15 Su |
| Via T. & P. | | | | Lv Palestine | 7:40 Su |
| Ar Longview | 5:10 Mo | 3:10 Mo | 5:45 Su | Ar Longview | 9:25 Su |
| Lv Longview | 5:15 Mo | 3:20 Mo | 6:05 Su | Lv Longview | 9:30 Su |
| Via MoPac | | | | Via T. & P. | |
| Ar Palestine | 7:00 Mo | 5:25 Mo | 8:45 Su | Ar Texarkana | 11:05 Su |
| Lv Palestine | 7:20 Mo | 7:20 Mo | 9:20 Su | Lv Texarkana | 11:15 Su |
| Ar AUSTIN | 10:53 Mo | 10:53 Mo | 3:27 Mo | Ar LITTLE ROCK | 1:45 Mo |
| Ar SAN ANTONIO | 12:40 Mo | 12:40 Mo | 5:45 Mo | Memphis Gateway | 22-202 |
| Ar LAREDO | 4:40 Mo | 4:40 Mo | | Lv LITTLE ROCK | 3:35 Mo |
| Via N. R. of M. | | | | Ar MEMPHIS | 7:00 Mo |
| Lv NUEVO LAREDO | 6:00 Mo | 6:00 Mo | | Lv LITTLE ROCK | 2:00 Mo |
| Ar MONTERREY | 10:15 Mo | 10:15 Mo | | Ar ST. LOUIS | 8:25 Mo |
| Ar MEXICO CITY | 8:00 Tu | 8:00 Tu | | | 11:00 Mo |

CHICAGO — ST. LOUIS — HOT SPRINGS

| Lv CHICAGO (GM&O) | 1-831 | | 7-219 | |
|-------------------|-----------|-------------|-----------|-------------|
| | St. Louis | Hot Springs | St. Louis | Hot Springs |
| Lv ST. LOUIS | 5:45 Su | 12:45 Su | 4:50 Sat | |
| Ar LITTLE ROCK | 12:20 Mo | 10:30 Su | | |
| Lv LITTLE ROCK | 2:30 Mo | 11:20 Su | | |
| Ar HOT SPRINGS | 4:00 Mo | 12:45 Su | | |
| | 220-8 | | 832-32 | |
| Lv HOT SPRINGS | 2:00 Su | 8:00 Su | | |
| Ar LITTLE ROCK | 3:15 Su | 9:25 Su | | |
| Lv LITTLE ROCK | 3:35 Su | 11:50 Su | | |
| Ar ST. LOUIS | 11:00 Su | 7:50 Mo | | |
| Ar CHICAGO (GM&O) | 7:00 Mo | | | |

MEMPHIS — HOT SPRINGS

| Lv MEMPHIS | 219 | | 201-831 | |
|----------------|-----------|-------------|-----------|-------------|
| | St. Louis | Hot Springs | St. Louis | Hot Springs |
| Ar LITTLE ROCK | 8:00 Su | 8:30 Su | | |
| Lv LITTLE ROCK | 11:05 Su | 11:45 Su | | |
| Ar BENTON | 11:20 Su | 2:30 Mo | | |
| Ar HOT SPRINGS | 11:44 Su | 3:05 Mo | | |
| | 220 | | 832-202 | |
| Lv HOT SPRINGS | 2:00 Su | 8:00 Su | | |
| Lv BENTON | 2:45 Su | 8:50 Su | | |
| Ar LITTLE ROCK | 3:15 Su | 9:25 Su | | |
| Lv LITTLE ROCK | 3:45 Su | 3:30 Mo | | |
| Ar MEMPHIS | 7:00 Su | 7:00 Mo | | |

ST. LOUIS — MEMPHIS — HOUSTON

| St. Louis Gateway | THE TEXAS EAGLE | THE TEXAN | The Southerner | THE TEXAS EAGLE | The Southerner |
|----------------------|-------------------------|------------------------|----------------------|-----------------------------|------------------------|
| 21-121 Daily Example | 25-21-121 Daily Example | 7-37-137 Daily Example | 122-22 Daily Example | 122-22-26-202 Daily Example | 138-38-8 Daily Example |
| Lv ST. LOUIS | 5:30 Su | 2:00 Su | 12:45 Su | Lv HOUSTON | 4:15 Mo |
| Ar LITTLE ROCK | 12:15 Mo | 9:15 Su | 10:30 Su | Ar Palestine | 7:10 Mo |
| Memphis Gateway | 201-21 | | 219-7 | Lv Palestine | 7:40 Mo |
| Lv MEMPHIS | 8:30 Su | | 8:00 Su | Ar Longview | 9:25 Mo |
| Ar LITTLE ROCK | 11:45 Su | | 11:05 Su | Lv Longview | 9:30 Mo |
| Lv LITTLE ROCK | 12:30 Mo | 9:35 Su | 11:25 Su | Via T. & P. | |
| Ar Texarkana | 3:10 Mo | 12:55 Mo | 2:30 Su | Ar TEXARKANA | 11:05 Mo |
| Lv Texarkana | 3:30 Mo | 1:10 Mo | 3:35 Su | Lv Texarkana | 11:15 Mo |
| Via T. & P. | | | | Via Mo. Pac. | |
| Ar Longview | 5:10 Mo | 3:10 Mo | 5:45 Su | Ar LITTLE ROCK | 1:45 Tu |
| Lv Longview | 5:15 Mo | 3:20 Mo | 6:05 Su | Memphis Gateway | 22-202 |
| Via MoPac | | | | Lv LITTLE ROCK | 3:35 Tu |
| Ar Palestine | 7:00 Mo | 5:25 Mo | 8:45 Su | Ar MEMPHIS | 7:00 Tu |
| Lv Palestine | 7:25 Mo | 7:25 Mo | 10:30 Su | Lv LITTLE ROCK | 2:00 Tu |
| Ar HOUSTON | 10:40 Mo | 10:40 Mo | 3:15 Mo | Ar ST. LOUIS | 8:25 Tu |

ST. LOUIS — SHREVEPORT

| Lv ST. LOUIS | 1-31 | |
|---------------------|-----------|------------|
| | St. Louis | Shreveport |
| Lv LITTLE ROCK | 5:45 Su | 12:55 Mo |
| Lv HOPE (L&A) | 4:30 Mo | 7:30 Mo |
| Ar SHREVEPORT | 7:30 Mo | |
| | 32 | |
| Lv SHREVEPORT (KCS) | 5:00 Su | |
| Lv TEXARKANA | 7:45 Su | |
| Ar LITTLE ROCK | 11:05 Su | |
| Ar ST. LOUIS | 7:50 Mo | |

ST. LOUIS — EL DORADO

| Lv ST. LOUIS | 1-31-821 | |
|----------------|-----------|-----------|
| | St. Louis | El Dorado |
| Lv LITTLE ROCK | 5:45 Su | 12:55 Mo |
| Ar GURDON | 2:40 Mo | 7:30 Mo |
| Ar EL DORADO | 7:30 Mo | |
| | 822-32 | |
| Lv EL DORADO | 6:30 Su | 9:20 Su |
| Lv GURDON | 9:20 Su | 11:05 Su |
| Ar LITTLE ROCK | 11:05 Su | 7:50 Mo |

EQUIPMENT — SOUTHWEST

All Regular Cars Air Conditioned

SOUTHBOUND

NORTHBOUND

The Texas Eagle Train No. 1 (Streamlined Train)

Sleepers—
Chicago to Ft. Worth (14 Rmte. 1 Dr. 2 DBR) [MP-20] (G. M. & O. Train 1 to St. Louis).
New York to El Paso (Via P.R.R.) (14 Rmte. 4 DBR) [MP-2].
Washington to Ft. Worth (Via B.&O.) (14 Rmte. 4 DBR) [MP-30].
Memphis to Ft. Worth (14 Rmte. 4 DBR) [18] (No. 201 to Little Rock).
Chicago to Houston (10 Rmte. 6 DBR) [MP-23]. (G. M. & O. Train 1 to St. Louis — MP #21 from Texarkana).
St. Louis to Hot Springs (14 Rmte. 1 Dr. 2 DBR) [311] (No. 831 from Little Rock). (Open at Hot Springs until 8:00 AM).
St. Louis to El Dorado (10 Rmte. 5 DBR) [315] (No. 31-821 from Little Rock).
St. Louis to Shreveport (14 Rmte. 1 Dr. 2 DBR) [314] (No. 31 from Little Rock-L & A 3 from Hope).
St. Louis to Lake Charles (14 Rmte. 4 DBR) [312] (No. 131 from Little Rock).
Dallas to Los Angeles (Roomette-Bedroom) [15].
Lounge Car—
St. Louis to Ft. Worth (5 Bedroom) [17].
Dining Car—
St. Louis to Ft. Worth.
Dining-Lounge—
Ft. Worth to El Paso.
Coaches—(Reclining Seats)
St. Louis to El Paso.
St. Louis to Ft. Worth (Planetarium).
Memphis to Ft. Worth.
(No. 201 to Little Rock)

The Texas Eagle Train No. 21 (Streamlined Train)

Sleepers—
Chicago to Houston (10 Rmte. 6 DBR) [MP-23]. (G. M. & O. Train 1 to St. Louis — MP #1 to Texarkana).
Memphis to Houston (14 Rmte. 4 DBR) [217] (No. 201 to Little Rock).
Washington to Houston (Via P.R.R.) (10 Rmte. 6 DBR) [MP-5].
New York to Houston (Via P.R.R.) (10 Rmte. 6 DBR) [MP-4].
New York to San Antonio (Via P.R.R.) (10 Rmte. 6 DBR) [MP-3].
St. Louis to San Antonio (14 Rmte. 4 DBR) [216].
St. Louis to San Antonio (14 Rmte. 4 DBR) [215].
Dining Lounge Car—
St. Louis to Houston.
St. Louis to San Antonio.
Coaches—(Reclining Seats)
St. Louis to Houston.
St. Louis to Houston-Corpus Christi.
St. Louis to San Antonio (Planetarium).
St. Louis to San Antonio.
No Checked Baggage or Remains Will Be Handled On This Train.

Aztec Eagle Train No. 21

Sleepers—
San Antonio to Mexico City (8 Sec. 5 DBR) [253].
Dining-Lounge Equipment
San Antonio-Laredo-Mexico City.
Coaches—(Reclining Seats)
San Antonio-Laredo-Mexico City (Reserved Seats);

Train No. 201

Sleepers—
Memphis to Ft. Worth (14 Rmte. 4 DBR) [18]. (No. 1 from Little Rock).
Memphis to Houston (14 Rmte. 4 DBR) [217].
(No. 21 from Little Rock).
Coaches—(Reclining Seats)
Memphis to Little Rock.
Memphis to Ft. Worth.
(No. 1 from Little Rock).

The Sunshine Special Train No. 31

Sleepers—
St. Louis to El Dorado (10 Rmte. 5 DBR) [315] (No. 1 to Little Rock). (No. 821 from Gurdon).
St. Louis to Shreveport (14 Rmte. 1 DRoom, 2 DBR) [314] (No. 1 to Little Rock). (L&A 3 from Hope).
Coaches—(Reclining Seats)
Little Rock to Texarkana.

The Southerner No. 7

Sleepers—
St. Louis to Little Rock (10-1-2) [75]. (Open for occupancy 9:30 PM).
Chicago to Hot Springs (10 Rmte., 6 DBR) [35] (G. M. & O. 3 to St. Louis).
Coaches—(Reclining Seats)
St. Louis-Ft. Worth.
Ft. Worth-El Paso.
Texarkana to San Antonio.
Palestine to Houston.
Dining-Lounge—
St. Louis to Texarkana.
Marshall to El Paso.

No. 219

Coaches—(Reclining Seats)
Memphis to Hot Springs.
Memphis to Hot Springs (Grill).

The Texan No. 25

Coaches—(Reclining Seats)
St. Louis to Little Rock.
St. Louis to Palestine.
Dining-Parlor [251]
St. Louis to Little Rock.

The Texas Eagle Train No. 2 (Streamlined Train)

Sleepers—
Ft. Worth to Chicago (14 Rmte 1 Dr. 2 DBR) [GM-23]. (Train 22 Little Rock-St. Louis—G. M. & O. Train 2 to Chicago).
Ft. Worth to Washington (Via B&O) (14 Rmte. 4 DBR) [BO-32].
El Paso to New York (Via P.R.R.) (14 Rmte. 4 DBR) [PR-9].
Ft. Worth to Memphis (14 Rmte. 4 DBR) [27] (No. 202 from Little Rock).
Lounge Car—
Ft. Worth to St. Louis (5 Bedroom) [29].
Dining Car—
Ft. Worth to St. Louis.
Dining-Lounge—
El Paso to Ft. Worth.
Coaches—(Reclining Seats)
El Paso to St. Louis.
Ft. Worth to St. Louis (Planetarium).
Ft. Worth to Memphis.
(No. 202 from Little Rock).

The Texas Eagle Train No. 22 (Streamlined Train)

Sleepers—
Houston to Chicago (10 Rmte. 6 DBR) [GM-10]. (G. M. & O. Train 2 St. Louis-Chicago).
Houston to Memphis (14 Rmte. 4 DBR) [1221] (No. 202 from Little Rock).
Houston to Washington (Via P.R.R.) (10 Rmte. 6 DBR) [PR-11].
Houston to New York (Via P.R.R.) (10 Rmte. 6 DBR) [PR-12].
San Antonio to New York (Via P.R.R.) (10 Rmte. 6 DBR) [PR-15].
San Antonio to St. Louis (14 Rmte. 4 DBR) [228].
San Antonio to St. Louis (14 Rmte. 4 DBR) [227].
Ft. Worth to Chicago (14 Rmte. 1 Dr. 2 DBR) [GM-23] (Train 2 to Little Rock — Train 22 to St. Louis — G. M. & O. Train 2 to Chicago).
Dining-Lounge Car—
Houston to St. Louis.
San Antonio to St. Louis.
Coaches—(Reclining Seats)
Houston to St. Louis.
Corpus Christi-Houston to St. Louis.
San Antonio to St. Louis (Planetarium).
San Antonio to St. Louis.
No Checked Baggage or Remains Will Be Handled On This Train.

Aztec Eagle Train No. 22

Sleepers—
Mexico City to San Antonio (8 Sec. 5 DBR) [266].
Dining-Lounge Equipment
Mexico City-Laredo-San Antonio.
Coaches—(Reclining Seats)
Mexico City-Laredo-San Antonio (Reserved Seats).

Train No. 202

Sleepers—
(Open at Memphis until 7:30 A. M.)
Ft. Worth to Memphis (14 Rmte. 4 DBR) [27]. (No. 2 to Little Rock).
Houston to Memphis (14 Rmte. 4 DBR) [1221] (Train 22 to Little Rock).
Coaches—(Reclining Seats)
Ft. Worth to Memphis.
(No. 2 to Little Rock).
Little Rock to Memphis.

The Sunshine Special Train No. 32

Sleepers—
Shreveport to St. Louis (14 Rmte 1 Dr. 2 DBR) [323] (KCS 16 to Texarkana).
El Dorado to St. Louis (10 Rmte. 5 DBR) [324] (No. 822 to Gurdon).
Lake Charles to St. Louis (14 Rmte. 4 DBR.) [1321] (No. 132 to Little Rock).
Hot Springs to St. Louis (14 Rmte. 1 Dr. 2 DBR) [325] (No. 832 to Little Rock).
Little Rock to St. Louis (10-1-2) [327]. (Ready for occupancy 10:00 PM)

Dining-Lounge Car—
Little Rock to St. Louis.
Coaches—(Reclining Seats)
Texarkana to St. Louis.

The Southerner No. 8

Sleepers—
Hot Springs to Chicago (10 Rmte., 6 DBR) [83]. (To Little Rock No. 220, from St. Louis G. M. & O. No. 8.)
Coaches—(Reclining Seats)
Ft. Worth to St. Louis.
Houston to Palestine.
San Antonio to Texarkana.
Dining Lounge—
Texarkana to St. Louis.
Ft. Worth to Marshall.

No. 220

Sleepers—
Hot Springs to Chicago (10 Rmte., 6 DBR) [83]. (Train 8 from Little Rock).
Coaches—(Reclining Seats)
Hot Springs to Memphis.
Hot Springs to Memphis (Grill).

No. 4

Coaches—(Reclining Seats)
Ft. Worth to St. Louis.

No. 26

Coaches—(Reclining Seats)
Palestine to Little Rock.

Designating Number of Sleeping or Parlor Cars indicated in brackets [].
Capacity of sleepers shown in parenthesis—(12-1)—12 Section 1 drawing room—(10-1-2) 10 Section 1 drawing room 2 compartment—(14 Rmte. 4 DBR) 14 Roomette 4 Double Bedroom—(8 Sec. 5 DBR)—8 Section 5 double bedroom. (14 Rmte. 1 Dr. 2 DBR) 14 Roomette 1 Drawing Room 2 Double Bedroom.

TEXAS EAGLE
DAILY THROUGH SLEEPING CAR SERVICE

TABLE **R** **NEW YORK—WASHINGTON—ST. LOUIS—TEXAS**
VIA PENNSYLVANIA R.R. & TEXAS EAGLE

| PENN TEXAS Daily Example | | MP 21 | MP 1 | MP 22 Daily Example | MP 2 Daily Example |
|-----------------------------|----------|----------|----------|------------------------|-----------------------|
| Lv NEW YORK | 7.00 Su | 5.30Mo | 5.45Mo | 2.30 Su | 12.50 Su |
| Lv NEWARK, N. J. | 7.15 Su | 12.15 Tu | 12.20 Tu | 3.59 Su | 5.05 Su |
| Lv N. PHILADELPHIA | 8.23 Su | | 7.40 Tu | 7.15 Su | 6.10 Su |
| Lv WASHINGTON | 7.00 Su | | 8.50 Tu | 4.15 Su | 1.30Mo |
| Lv PITTSBURGH | 3.20Mo | | 10.45 Tu | 7.10 Su | 8.10Mo |
| Lv COLUMBUS | 7.33Mo | | | 7.40 Su | |
| Lv DAYTON (ET) | 9.00Mo | | | | |
| Lv INDIANAPOLIS | 10.02Mo | | | | |
| Ar ST. LOUIS (CT) | 2.20Mo | | | | |
| Lv ST. LOUIS | | | | | |
| Ar LITTLE ROCK | | | | | |
| Ar DALLAS | | | | | |
| Ar FT. WORTH | | | | | |
| Ar EL PASO (MT) | | | | | |
| Ar PALESTINE | 7.00 Tu | | | | |
| Lv PALESTINE | 7.25 Tu | | | | |
| Ar HOUSTON | 10.40 Tu | | | | |
| Lv PALESTINE | 7.20 Tu | | | | |
| Ar AUSTIN | 10.53 Tu | | | | |
| Ar SAN ANTONIO | 12.40 Tu | | | | |
| Lv SAN ANTONIO | | | | | |
| Lv AUSTIN | | | | | |
| Ar PALESTINE | | | | | |
| Lv EL PASO (MT) | | | | | |
| Lv FT. WORTH (CT) | | | | | |
| Lv DALLAS | | | | | |
| Lv LITTLE ROCK | | | | | |
| Ar ST. LOUIS | | | | | |
| Lv ST. LOUIS | | | | | |
| Ar INDIANAPOLIS | | | | | |
| Ar DAYTON (ET) | | | | | |
| Ar COLUMBUS | | | | | |
| Ar PITTSBURGH | | | | | |
| Ar WASHINGTON | | | | | |
| Ar N. PHILADELPHIA | | | | | |
| Ar NEWARK | | | | | |
| Ar NEW YORK | | | | | |

THROUGH ALL-ROOM SLEEPERS

New York — El Paso (14 Rmte. 4 DBR)
New York — Houston (10 Rmte. 6 DBR)
New York — San Antonio (10 Rmte. 6 DBR)
Washington — Houston (10 Rmte. 6 DBR)

TABLE **S** **WASHINGTON—CINCINNATI—ST. LOUIS—TEXAS**
VIA BALTIMORE & OHIO R.R. & TEXAS EAGLE

| NATIONAL LIMITED Daily Example | | MP 1 | MP 2 Daily Example |
|-----------------------------------|---------|----------|-----------------------|
| Lv WASHINGTON | 6.30 Su | 5.45Mo | 5.05 Su |
| Lv MARTINSBURG | 8.02 Su | 12.20 Tu | 6.10 Su |
| Lv CLARKSBURG | 1.05Mo | 7.40 Tu | 1.30Mo |
| Lv PARKERSBURG | 3.15Mo | 8.50 Tu | 8.10Mo |
| Lv CHILLICOTHE | 5.12Mo | | |
| Lv CINCINNATI (ET) | 7.30Mo | | |
| Ar ST. LOUIS (CT) | 1.00Mo | | |
| Lv ST. LOUIS | | | |
| Ar LITTLE ROCK | | | |
| Ar DALLAS | | | |
| Ar FT. WORTH | | | |
| Lv ST. LOUIS (CT) | | | |
| Ar CINCINNATI (ET) | | | |
| Ar CHILLICOTHE | | | |
| Ar PARKERSBURG | | | |
| Ar CLARKSBURG | | | |
| Ar MARTINSBURG | | | |
| Ar WASHINGTON | | | |

THROUGH ALL-ROOM SLEEPER

Washington — Ft. Worth (14 Rmte. 4 DBR)


TABLE **T** **CHICAGO—ST. LOUIS—TEXAS**
VIA G.M.&O. R.R. & TEXAS EAGLE

| GM&O 1 Daily Example | | MP 21 | MP 1 | MP 22 Daily Example | MP 2 Daily Example |
|-------------------------|----------|--------|--------|------------------------|-----------------------|
| Lv CHICAGO | 11.45 Su | 3.40Mo | 3.40Mo | 2.30 Su | 12.50 Su |
| Lv JOLIET | 12.25 Su | 7.40Mo | 7.40Mo | 3.59 Su | 5.05 Su |
| Lv BLOOMINGTON | 1.53 Su | 8.50Mo | 8.50Mo | 7.15 Su | 6.10 Su |
| Lv SPRINGFIELD | 2.53 Su | | | 4.15 Su | 1.30Mo |
| Ar ST. LOUIS | 4.55 Su | | | 7.10 Su | 8.10Mo |
| Lv ST. LOUIS | | | | 7.40 Su | |
| Ar LITTLE ROCK | | | | | |
| Ar TEXARKANA | | | | | |
| Lv TEXARKANA | | | | | |
| Ar DALLAS | | | | | |
| Ar FT. WORTH | | | | | |
| Lv TEXARKANA | | | | | |
| Ar PALESTINE | | | | | |
| Lv PALESTINE | | | | | |
| Ar HOUSTON | | | | | |
| Lv PALESTINE | | | | | |
| Ar AUSTIN | | | | | |
| Ar SAN ANTONIO | | | | | |
| Lv SAN ANTONIO | | | | | |
| Lv AUSTIN | | | | | |
| Ar PALESTINE | | | | | |
| Lv EL PASO (MT) | | | | | |
| Lv FT. WORTH (CT) | | | | | |
| Lv DALLAS | | | | | |
| Lv LITTLE ROCK | | | | | |
| Ar ST. LOUIS | | | | | |
| Lv ST. LOUIS | | | | | |
| Ar SPRINGFIELD | | | | | |
| Ar BLOOMINGTON | | | | | |
| Ar JOLIET | | | | | |
| Ar CHICAGO | | | | | |

THROUGH ALL-ROOM SLEEPERS

Chicago — Ft. Worth (14 Rmte. 1 DR. 2 DBR)
Chicago — Houston (10 Rmte. 6 DBR)

(See Page 7 for complete consists)



**THROUGH
SLEEPING
CARS**

on The

TEXAS EAGLE

Between

CHICAGO and

Dallas — Fort Worth — Houston

NEW YORK and

Dallas — Fort Worth — El Paso
Houston — Austin — San Antonio

WASHINGTON

and

Dallas — Fort Worth — Houston

There's no change of trains — you travel straight through — when you ride this swift, luxurious Mo-Pac streamliner between Texas and the North and East.



**MISSOURI
PACIFIC
LINES**

ROUTE OF THE EAGLES

TABLE **U** KANSAS CITY — FT. SMITH — LITTLE ROCK

| | | | |
|---------------------|----------|---------------------|---------|
| | 125 | | 126 |
| Lv KANSAS CITY..... | 8.30 Su | Lv LITTLE ROCK..... | 8.10Mo |
| Lv COFFEYVILLE..... | 1.50 Su | Lv FT. SMITH..... | 12.57Mo |
| Lv FT. SMITH..... | 6.20 Su | Lv COFFEYVILLE..... | 5.22Mo |
| Ar LITTLE ROCK..... | 11.00 Su | Ar KANSAS CITY..... | 10.45Mo |

Coach (Reclining Seats): Between Kansas City and Little Rock.

TABLE **V** ST. LOUIS — MEMPHIS — NEW ORLEANS — LAKE CHARLES

| | | | | | |
|---------------------|-----------|-----------|-------------------|------------|-----------|
| | 7-219-103 | 1-201-131 | | 132-202-32 | 116-8-220 |
| Lv ST. LOUIS..... | 12.45 Su | 5.45 Su | Lv LAKE CHARLES.. | 1.05 Su | |
| Lv MEMPHIS..... | 8.00 Su | 8.30 Su | Lv NEW ORLEANS.. | 8.35 Su | 7.50 Su |
| Lv LITTLE ROCK..... | 5.50 Su | 1.30Mo | Lv ALEXANDRIA... | 4.15 Su | 4.30Mo |
| Ar MONROE..... | 11.10 Su | 6.30Mo | Lv MONROE..... | 6.45Mo | 7.10Mo |
| Ar ALEXANDRIA... | 1.40Mo | 8.55Mo | Ar LITTLE ROCK... | 11.15Mo | 12.15Mo |
| Ar NEW ORLEANS... | 6.15Mo | 7.15Mo | Ar MEMPHIS..... | 7.00Mo | 7.00Mo |
| Ar LAKE CHARLES.. | | 12.15Mo | Ar ST. LOUIS..... | 7.50Mo | 11.00Mo |

No. 131

Louisiana Sunshine Special Sleeper—

St. Louis to Lake Charles (14 Rmte. 4 Double Bedroom) [312] (No. 1 to Little Rock).

Coach (Reclining Seats): Little Rock to Lake Charles.

Grill—Coach—Little Rock to Alexandria.

No. 103

Sleepers—

Little Rock to New Orleans (10 Sec. 1 Dr. 2 Compt.) [1031] (Sleeper open for occupancy until 8:00 AM).

Grill—Coach—

Little Rock to Monroe.

Coach—Little Rock to New Orleans.

No. 132

Louisiana Sunshine Special Sleeper—

Lake Charles to St. Louis (14 Rmte. 4 Double Bedroom) [1321] (No. 32 from Little Rock).

Coach (Reclining Seats): Lake Charles to Little Rock.

Grill—Coach—Alexandria to Little Rock.

No. 116—The Southerner

Sleepers— New Orleans-Little Rock (10 Sec. 1 Dr. 2 Compt.) [1161]

Coach—New Orleans-Little Rock.

Grill Coach Monroe to Little Rock.

TABLE **W** KANSAS CITY — NEWPORT

| | | | |
|---------------------|---------------|---------------------|---------------|
| | 210-221 Daily | | 232-211 Daily |
| Lv KANSAS CITY..... | 11.45 | Lv NEWPORT..... | 5.30 |
| Ar BRANSON..... | 7.58 | Lv HOLLISTER..... | 10.47 |
| Ar HOLLISTER..... | 8.05 | Lv BRANSON..... | 10.57 |
| Ar NEWPORT..... | 1.25 | Ar KANSAS CITY..... | 6.15 |

Coach—Between Kansas City and Newport.

SEE AND KNOW YOUR AMERICA...

Whenever you're away, on pleasure or business, look up the Gray Line. Attractive sightseeing tours can be taken at all important tourist points.

See your local railroad passenger or ticket agent for full information.



Light figures indicate A. M.

TABLE **X** NEW ORLEANS, BATON ROUGE, BEAUMONT, HOUSTON CALIFORNIA

| | | | | |
|-------------------|-----------|-----------|---------------------|-----------|
| | 303 Daily | 309 Daily | | SFe 24-65 |
| Lv NEW ORLEANS... | 8.35 Su | 10.10 Su | Lv SAN FRANCISCO... | 11.00 Fr |
| Lv BATON ROUGE... | 10.45 Su | 12.20Mo | Lv LOS ANGELES... | 1.15 Fr |
| Ar BEAUMONT..... | 3.50 Su | 5.30Mo | Ar HOUSTON..... | 8.15 Su |
| Ar HOUSTON..... | 6.10 Su | 7.50Mo | | |
| | SFe 66-23 | | 304 Daily | 310 Daily |
| Lv HOUSTON..... | 6.45 Su | | Lv HOUSTON..... | 9.05 Su |
| Ar SAN FRANCISCO | 1.30 Tu | | Lv BEAUMONT..... | 11.25 Su |
| Ar LOS ANGELES... | 12.10 Tu | | Ar BATON ROUGE... | 5.00 Su |
| | | | Ar NEW ORLEANS... | 7.15 Su |

Nos. 303 and 304—The Orleanean

Cafe-Parlor..... Between New Orleans and Houston.

DeLuxe Chair Cars and Coaches (Reclining Seats)..... Between New Orleans and Houston.

Nos. 309 and 310—The Houstonian

Sleeper, 8-Sec. 5 Double Bedroom..... Between New Orleans and Houston [95-105].

DeLuxe Chair Cars and Coaches (Reclining Seats)..... Between New Orleans and Houston.

TABLE **Y** ST. LOUIS AND MEMPHIS TO THE RIO GRANDE VALLEY

| | | | | | |
|---------------------|------------------|-----------|---------------------|-----------|------------------|
| (VIA HOUSTON) | 21-201-321 Daily | 315 Daily | (VIA HOUSTON) | 316 Daily | 322 202-22-Daily |
| Lv ST. LOUIS..... | 5.30 Su | | Lv BROWNSVILLE... | 8.45 Su | 7.00 Su |
| Lv MEMPHIS..... | 8.30 Su | | Lv HARLINGEN..... | 9.45 Su | 7.45 Su |
| Ar HOUSTON..... | 10.40Mo | | Lv CORPUS CHRISTI.. | | 10.05 Su |
| Lv HOUSTON..... | 11.30Mo | 9.40Mo | Ar HOUSTON..... | 7.30Mo | 3.25 Su |
| Ar CORPUS CHRISTI.. | 5.15Mo | | Lv HOUSTON..... | | 4.15 Su |
| Ar HARLINGEN..... | 7.35Mo | 6.30 Tu | Ar MEMPHIS..... | | 7.00Mo |
| Ar BROWNSVILLE... | 8.25Mo | 7.55 Tu | Ar ST. LOUIS..... | | 8.25Mo |

Nos. 315 and 316—The Pioneer

Sleepers..... Between Houston and Brownsville (8 Sec. 1 Dr. 2 Compt.) [150-160].

Chair Car & Coaches (Reclining Seats)..... Between Houston and Brownsville.

Nos. 321 and 322—The Valley Eagle

Coaches (Reclining Seats)..... Between Houston and Brownsville. (Grill) Between St. Louis-Houston and Corpus Christi.

Wherever you're headed
always

Telegraph

- To keep in touch
- To make arrangements
- To flash arrival time



in any location
it's wise
to wire

WESTERN UNION

ST. LOUIS — KANSAS CITY — OMAHA — LINCOLN

| Miles | TABLE 1 11-4-56 | 5-105 Daily | 15 Daily | 11-119 Daily | 9 Daily | 35 Daily Ex. Su. & Holidays |
|-------|----------------------------|----------------|-------------|-----------------|------------|--------------------------------|
| 0 | Lv ST. LOUIS..... | 8.50 | 2.35 | 4.00 | 11.17 | 4.25 |
| 3 | Lv Tower Grove..... | 8.58 | 2.43 | 4.07 | 11.25 | 4.33 |
| 7 | Lv Maplewood..... | | | | | 4.41 |
| 10 | Lv Webster Groves..... | | | | | 4.52 |
| 13 | Lv Kirkwood..... | 9.10 | 2.55 | 4.20 | 11.40 | 5.05 |
| 18 | Lv Valley Park..... | | | | | 5.17 |
| 23 | Lv Jedsburg..... | | | | | 5.32 |
| 27 | Lv Eureka..... | | | | | 5.38 |
| 30 | Lv Allenton..... | | | | | 5.50 |
| 34 | Lv Pacific..... | | | 4.38 | | |
| 39 | Lv Gray Summit..... | | | | | |
| 51 | Lv Washington..... | 9.47 | 3.30 | | 12.20 | |
| 64 | Lv New Haven..... | | 3.43 | | 12.32 | |
| 71 | Lv Berger..... | | 3.52 | | | |
| 77 | Lv Hermann..... | | 4.00 | | 12.48 | |
| 85 | Lv Gasconade..... | | 4.10 | | | |
| 89 | Lv Morrison..... | | 4.23 | | 1.13 | |
| 97 | Lv Charmon..... | | | | 1.28 | |
| 102 | Lv St. Aubert..... | | | | | |
| 109 | Lv Bonnot's Mill..... | | | | | |
| 114 | Lv Osage..... | | | | | |
| 122 | Lv Jefferson City..... | 11.00 | 4.55 | 6.00 | 1.55 | |
| 122 | Lv Jefferson City..... | 11.05 | 5.00 | 6.05 | 2.20 | |
| 137 | Lv Centertown..... | | | | | |
| 147 | Lv California..... | 11.32 | 5.28 | | 2.53 | |
| 153 | Lv Clarksburg..... | | | | 3.05 | |
| 159 | Lv Tipton..... | | 5.42 | | | |
| 164 | Lv Syracuse..... | | | | | |
| 172 | Lv Otterville..... | | | | | |
| 185 | Lv Sedalia..... | 12.15 | 6.20 | 7.10 | 4.00 | |
| 192 | Lv Dresden..... | | | | | |
| 197 | Lv Lamonte..... | | | | | |
| 204 | Lv Knobnoster..... | | 6.40 | | | |
| 208 | Lv Montserrat..... | | | | | |
| 215 | Lv Warrensburg..... | 12.45 | 6.58 | 7.37 | 4.40 | |
| 221 | Lv Centerview..... | | | | | |
| 229 | Lv Holden..... | | 7.16 | | | |
| 239 | Lv Strasburg..... | | | | | 211 Daily |
| 246 | Lv Pleasant Hill..... | 1.19 | 7.38 | | 5.20 | 4.50 |
| 246 | Lv Pleasant Hill..... | 1.19 | 7.38 | | 5.20 | 4.57 |
| 251 | Lv Greenwood..... | | | | | 5.10 |
| 256 | Lv Lee's Summit..... | 1.33 | | | 5.34 | 5.35 |
| 270 | Lv Independence..... | 1.55 | 8.08 | 8.27 | 6.00 | 6.15 |
| 279 | Lv KANSAS CITY..... | 2.20 | 8.45 | 9.00 | 6.30 | |
| 279 | Lv KANSAS CITY..... | | 105 | 119 | | |
| 282 | Lv Kansas City Kan..... | 2.40 | | 12.40 | | |
| 307 | Lv Leavenworth..... | 2.45 | | 1.35 | | |
| 309 | Lv Fort Leavenworth..... | 3.15 | | 1.42 | | |
| 328 | Lv Atchison..... | 3.20 | | 2.20 | | |
| 338 | Lv Shannon..... | 3.42 | | 2.35 | | |
| 344 | Lv Lancaster..... | | | 2.42 | | |
| 349 | Lv Huron..... | | | 2.51 | | |
| 355 | Lv Everest..... | | | 3.01 | | |
| 359 | Lv Willis..... | | | 3.12 | | |
| 367 | Lv Baker..... | | | 3.17 | | |
| 372 | Lv Hiawatha..... | 4.24 | | 3.45 | | |
| 376 | Lv Padonia..... | | | 3.55 | | |
| 382 | Lv Reserve, Kan..... | | | 4.02 | | |
| 382 | Lv Falls City, Neb..... | 4.42 | | 4.16 | | |
| 392 | Lv Verdon..... | | | 4.30 | | |
| 398 | Lv Stella..... | | | 4.40 | | |
| 405 | Lv Howe..... | | | 4.48 | | |
| 411 | Lv Auburn..... | 5.11 | | 5.00 | | |
| 420 | Lv Julian..... | | | 5.13 | | |
| 426 | Lv Paul..... | | | 5.23 | | |
| 433 | Lv Nebraska City..... | 5.40 | | 5.40 | | |
| 444 | Lv Union..... | 5.55 | | 6.08 | | |
| 444 | Lv Union..... | 5.55 | | 6.08 | | |
| 452 | Lv Murray..... | | | 6.19 | | |
| 459 | Lv Plattsmouth..... | 6.11 | | 6.29 | | |
| 468 | Lv Fort Crook..... | 6.22 | | 6.43 | | |
| 478 | Lv OMAHA (Un. Sta.)..... | 6.55 | | 7.20 | | |
| 444 | Lv Union..... | 5.56 | | 6.56 | | |
| 448 | Lv Nehawka..... | | | 9.00 | | |
| 457 | Lv Nehawka Road..... | 6.05 | | 9.04 | | |
| 468 | Lv Weeping Water..... | | | 9.20 | | |
| 468 | Lv Weeping Water Road..... | 6.15 | | 9.30 | | |
| 476 | Lv Elmwood..... | | | 9.48 | | |
| 483 | Lv Elmwood Road..... | 6.28 | | 9.53 | | |
| 483 | Lv Eagle..... | 6.40 | | 10.05 | | |
| 492 | Lv Walton..... | | | 10.16 | | |
| 492 | Lv Walton Road..... | 6.49 | | 10.20 | | |
| 492 | Lv LINCOLN..... | 7.15 | | 10.50 | | |

★—Stops to receive or discharge revenue passengers. f—Stops on signal.
 ●—Stops to receive revenue passengers.
 ●—Stops to discharge revenue passengers.

Light figures indicate A. M.



You call this relaxation?

You can decide right now whether your next overnight trip will be a refreshing experience—or a distressing one. You can resolve to take a Pullman... and relax!

Travel by Pullman is more than "transportation." It is a good night's sleep in a king-size bed... an overnight leave from the problems of the day... freedom from stress and confusion. All this, while you speed safely on to your destination!

Whenever your business or profession takes you out of town, make it an occasion for relaxation. Forget the dangers and discomforts of crowded highways. The constant drive of pressure, haste and resultant fatigue. Arrive on time... not travel-worn but rested and morning-fresh!

Next trip, avoid the hard way of getting there. Make "Travel by Pullman" your regular, restful travel habit. It has important benefits—for you, your family, and your company.


NEXT TRIP, REST... ON A



© 1957, THE PULLMAN COMPANY



Have a rent-a-car waiting if you wish!



WESTWARD Go!



ON THE Colorado Eagle

From wagon trail to modern rail... the lure of the Rockies has been irresistible! Today, Colorado means year 'round fun for the entire family.

Board Mo-Pac's streamlined, air-conditioned COLORADO EAGLE in St. Louis and wake up next morning in the mountains. Trains leave daily.

MISSOURI PACIFIC LINES

Family Fare Plan!

LEAVE ANY MONDAY, TUESDAY, WEDNESDAY OR THURSDAY AND **SAVE UP TO 1/3 THE COST!**

LINCOLN — OMAHA — KANSAS CITY — ST. LOUIS

| Miles | TABLE 2 5-20-56 | Bus 106-6 Daily | 12 Daily | Bus 110-10 Daily | | |
|-------|-----------------------|-----------------------|-------------|------------------------|--------|------------------------------|
| 0 | Lv LINCOLN | 7.05 | | | 2.40 | |
| 9 | Lv Walton | | | | 3.13 | |
| 16 | Lv Walton Road | 7.35 | | | 3.16 | |
| 24 | Lv Eagle | 7.45 | | | 3.25 | |
| 24 | Lv Elmwood | | | | 4.42 | |
| 35 | Lv Elmwood Road | 7.57 | | | 4.47 | |
| 35 | Lv Weeping Water | | | | 4.10 | |
| 47 | Lv Weeping Water Road | 8.10 | | | 4.17 | |
| 44 | Lv Nehawka Road | 8.20 | | | 4.27 | |
| 44 | Lv Nehawka | | | | 4.31 | |
| 48 | Ar Union | 8.35 | | | 4.45 | |
| 106 | | | | | | |
| 0 | Lv OMAHA (Un. Sta.) | 8.00 | | | 4.00 | |
| 10 | Lv Fort Crook | ★8.18 | | f | 4.20 | |
| 19 | Lv Plattsmouth | ★8.28 | | | 4.32 | |
| 26 | Lv Murray | | | | | |
| 34 | Ar Union | 8.45 | | | 4.55 | |
| 48 | Lv Union | 8.45 | | | 4.55 | |
| 59 | Lv Nebraska City | 8.59 | | | 5.13 | |
| 66 | Lv Paul | | | | | |
| 72 | Lv Julian | | | | | |
| 81 | Lv Auburn | 9.23 | | | 5.53 | |
| 87 | Lv Howe | | | | | |
| 94 | Lv Stella | | | ★ | 6.11 | |
| 100 | Lv Verdon | | | | | |
| 110 | Lv Falls City, Neb. | 9.53 | | | 6.40 | |
| 116 | Lv Reserve, Kan. | | | | | |
| 120 | Lv Padonia | | | | | |
| 125 | Lv Hiawatha | 10.09 | | | 7.00 | |
| 133 | Lv Baker | | | | | |
| 137 | Lv Willis | | | | | |
| 143 | Lv Everest | | | | | |
| 148 | Lv Huron | | | | | |
| 154 | Lv Lancaster | | | | | |
| 157 | Lv Shannon | | | | | |
| 164 | Lv Atchison | 10.54 | | | 8.00 | |
| 183 | Lv Fort Leavenworth | 11.13 | | | 8.20 | |
| 185 | Lv Leavenworth | 11.18 | | | 8.30 | |
| 210 | Lv Kansas City, Kan. | ★11.45 | | | ★8.57 | |
| 213 | Ar KANSAS CITY | 11.59 | | | 9.20 | |
| 6 | | | | | | |
| 213 | Lv KANSAS CITY | 12.20 | 12 | 14 | 10 | 210 |
| 222 | Lv Independence | ★12.35 | ★7.45 | ★4.15 | ★11.48 | 11.45 |
| 236 | Lv Lee's Summit | ★12.50 | | | 12.06 | 12.10 |
| 241 | Lv Greenwood | | | | | 12.30 |
| 246 | Ar Pleasant Hill | ★1.02 | | ★4.40 | 12.25 | 12.36 |
| 246 | Lv | ★1.02 | | ★4.40 | 12.25 | 12.50 |
| 253 | Lv Strasburg | | | | | |
| 263 | Lv Holden | | | | 4.57 | |
| 271 | Lv Centerview | | | | | |
| 277 | Lv Warrensburg | 1.36 | ★8.37 | 5.15 | 1.06 | |
| 284 | Lv Montserrat | | | f | 5.25 | |
| 288 | Lv Knobnoster | | | | | |
| 295 | Lv Lamotte | | | | | |
| 300 | Lv Dresden | | | | | |
| 307 | Lv Sedalia | 2.10 | 9.07 | 5.50 | 2.05 | |
| 320 | Lv Otterville | | | | | |
| 328 | Lv Syracuse | | | | | |
| 333 | Lv Tipton | | | | 6.18 | |
| 339 | Lv Clarksburg | | | | | |
| 345 | Lv California | ★2.48 | ★9.44 | 6.30 | | |
| 355 | Lv Centertown | | | | | |
| 370 | Ar Jefferson City | ★5.15 | 10.10 | 7.10 | 3.30 | |
| 370 | Lv Jefferson City | ★5.20 | 10.15 | 7.20 | 3.45 | |
| 378 | Lv Osage | | | | ★3.55 | |
| 383 | Lv Bonnot's Mill | | | ★7.32 | | |
| 390 | Lv St. Aubert | | | ★7.45 | | |
| 395 | Lv Chamois | | | | ★4.20 | |
| 403 | Lv Morrison | | | | ★4.26 | |
| 407 | Lv Gasconade | | | | 8.10 | |
| 415 | Lv Hermann | | | | ★8.23 | |
| 421 | Lv Berger | | | | ★9.00 | |
| 428 | Lv New Haven | | | | | 36 |
| 441 | Lv Washington | 4.28 | | | ★4.52 | Daily |
| 453 | Lv Gray Summit | | | | 5.20 | Ex. Sat., Sun., and Holidays |
| 458 | Lv Pacific | | | | | 5.20 |
| 462 | Lv Allenton | | | | | 5.35 |
| 465 | Lv Eureka | | | | | f |
| 469 | Lv Jedburg | | | | | 5.43 |
| 474 | Lv Valley Park | | | | | 5.55 |
| 479 | Lv Kirkwood | ●5.10 | ●12.01 | ●9.45 | ●6.10 | 6.15 |
| 482 | Ar Webster Groves | | | | ●6.15 | 6.24 |
| 485 | Ar Maplewood | | | | ●6.24 | 6.33 |
| 489 | Ar Tower Grove | 5.22 | 12.14 | 9.57 | 6.32 | 6.39 |
| 492 | Ar ST. LOUIS | 5.40 | 12.30 | 10.15 | 6.50 | 6.57 |

★—Stops to receive or discharge revenue passengers.
●Stops to discharge revenue passengers.

f—Stops on signal.

No checked baggage or remains handled.

ST. LOUIS — KANSAS CITY — COLORADO — UTAH — CALIFORNIA

| Miles | TABLE 11-4-56 | 3 | 11 Daily | Miles | TABLE 11-4-56 | 4 | 12 Daily |
|-------|-------------------------------------|-------|----------|-------|--------------------------------------|---|----------|
| 0 | Lv ST. LOUIS | | 4.00 | 0 | Lv SAN FRANCISCO | | 9.25 |
| 3 | Lv Tower Grove | | 4.07 | 7 | Lv Oakland | | 10.07 |
| 10 | Lv Webster Groves | | | 93 | Lv Stockton | | 12.10 |
| 13 | Lv Kirkwood | ■ | 4.20 | 138 | Lv Sacramento (PT) | | 1.10 |
| 51 | Lv Washington | | | 927 | Ar Salt Lake City (MT) | | 5.40 |
| 122 | Lv Jefferson City | | 6.05 | 927 | Lv Salt Lake City (MT) | | 5.30 |
| 147 | Lv California | | | 1312 | Lv Glenwood Springs | | 4.05 |
| 185 | Lv Sedalia | | 7.10 | 1508 | Lv Royal Gorge | | 10.20 |
| 215 | Lv Warrensburg | ★ | 7.37 | 1553 | Ar PUEBLO | | 11.45 |
| 246 | Lv Pleasant Hill | | | | | | |
| 270 | Lv Independence | ★ | 8.27 | | | | |
| 279 | Ar KANSAS CITY | | 9.00 | 0 | Lv DENVER | | 3 |
| 279 | Lv KANSAS CITY | | 9.10 | 75 | Lv Colorado Springs (D.&R.G.W. STA.) | | 4.15 |
| 331 | Lv Paola (M. P. Sta.) | | | | | | 5.53 |
| 331 | Lv Paola (FSCO. STA.) | ■ | 10.00 | | | | |
| | | | | 119 | Ar PUEBLO | | 6.45 |
| 338 | Ar Osawatomie | | 10.18 | 1553 | Lv PUEBLO | | 6.55 |
| 338 | Lv Osawatomie | | 10.18 | 1574 | Lv Boone | | |
| 359 | Lv Ottawa | | 10.38 | 1593 | Lv Olney Springs | | |
| 391 | Lv Osage City | | 11.14 | 1598 | Lv Crowley | | |
| 411 | Lv Allen | | | 1604 | Lv Ordway | | 7.47 |
| 429 | Lv Council Grove | | 11.56 | 1609 | Lv Sugar City | ★ | 7.52 |
| 441 | Lv Wiley | | | 1629 | Lv Arlington | | |
| 456 | Lv Herington | | 12.20 | 1634 | Lv Haswell | | |
| 464 | Lv Hope | | | 1654 | Lv Eads | | 8.39 |
| 476 | Lv Carlton | | | 1678 | Lv Chivington | | |
| 483 | Lv Gypsum | | | 1684 | Lv Brandon | | |
| 501 | Lv Lindsborg | | 1.02 | 1692 | Lv Sheridan Lake | | |
| 510 | Lv Marquette | | | 1704 | Lv Towner, Colo. | | |
| 518 | Lv Langley | | | 1719 | Lv Horace, Kan. | | 9.35 |
| 529 | Lv Geneseo | | 1.31 | 1721 | Lv Tribune | | |
| 542 | Lv Bushton | Train | | 1743 | Lv Leoti | | 9.56 |
| 550 | Lv Claffin | | | 1768 | Ar Scott City | | 10.19 |
| 563 | Ar Hoisington (CT) | | 2.12 | 1768 | Lv Scott City | | 10.19 |
| 563 | Lv Hoisington (MT) | | 1.28 | 1787 | Lv Healy | | |
| 595 | Lv La Crosse | ★ | 1.55 | 1795 | Lv Shields | | |
| 610 | Lv McCracken | | | 1810 | Lv Utica | ★ | 10.55 |
| 621 | Lv Brownell | | | 1823 | Lv Ransom | | |
| 632 | Lv Ransom | | | 1834 | Lv Brownell | | |
| 645 | Lv Utica | ★ | 2.40 | 1845 | Lv McCracken | | |
| 660 | Lv Shields | | | 1860 | Lv La Crosse | ★ | 11.36 |
| 668 | Lv Healy | | | 1892 | Ar Hoisington (MT) | | 12.12 |
| 687 | Ar Scott City | | 3.16 | 1892 | Lv Hoisington (CT) | | 1.30 |
| 687 | Lv Scott City | | 3.16 | 1905 | Lv Claffin | | |
| 712 | Lv Leoti | | 3.46 | 1913 | Lv Bushton | | |
| 734 | Lv Tribune | | | 1926 | Lv Geneseo | | 2.07 |
| 736 | Lv Horace, Kan. | | 4.16 | 1937 | Lv Langley | | |
| 751 | Lv Towner, Colo. | | | 1945 | Lv Marquette | | |
| 763 | Lv Sheridan Lake | | | 1954 | Lv Lindsborg | | 2.33 |
| 771 | Lv Brandon | | | 1972 | Lv Gypsum | | |
| 777 | Lv Chivington | | | 1979 | Lv Carlton | | |
| 791 | Lv Eads | ★ | 5.05 | 1991 | Lv Hope | | |
| 811 | Lv Haswell | | | 1999 | Lv Herington | | 3.19 |
| 826 | Lv Arlington | | | 2014 | Lv Wiley | | |
| 846 | Lv Sugar City | ★ | 5.51 | 2026 | Lv Council Grove | | 3.55 |
| 851 | Lv Ordway | | 5.57 | 2044 | Lv Allen | | |
| 857 | Lv Crowley | | | 2064 | Lv Osage City | | 4.37 |
| 862 | Lv Olney Springs | | | 2096 | Lv Ottawa | | 5.13 |
| 881 | Lv Boone | | | 2117 | Lv Paola (FSCO. STA.) | ● | 5.40 |
| 902 | Ar PUEBLO | | 7.10 | 2117 | Lv Paola (M. P. Sta.) | ● | 5.40 |
| | | | | 2124 | Ar KANSAS CITY | | 7.10 |
| 902 | Lv PUEBLO | DRGW | 4 | 2124 | Lv KANSAS CITY | | 7.10 |
| 946 | Ar Colorado Springs (A.T.&S.F.Sta.) | | 8.11 | 2176 | Lv KANSAS CITY | | 7.10 |
| 1021 | Ar DENVER | | 9.50 | 2176 | Lv KANSAS CITY | | 7.10 |
| 902 | Lv PUEBLO | | 12.15 | 2185 | Lv Independence | ★ | 7.45 |
| 947 | Ar Royal Gorge | | 1.36 | 2209 | Lv Pleasant Hill | | |
| 1143 | Ar Glenwood Springs | | 8.17 | 2240 | Lv Warrensburg | ★ | 8.37 |
| 1528 | Ar Salt Lake City (MT) | | 8.30 | 2270 | Lv Sedalia | | 9.07 |
| 1528 | Lv Salt Lake City (MT) | | 10.15 | 2308 | Lv California | ★ | 9.44 |
| 2317 | Ar Sacramento (PT) | | 11.40 | 2333 | Lv Jefferson City | | 10.15 |
| 2362 | Ar Stockton | | 12.37 | 2404 | Lv Washington | | |
| 2448 | Ar Oakland | | 2.50 | 2442 | Ar Kirkwood | ● | 12.01 |
| 2455 | Ar SAN FRANCISCO | | 3.45 | 2445 | Lv Webster Groves | | |
| | | | | 2452 | Ar Tower Grove | | 12.14 |
| | | | | 2455 | Ar ST. LOUIS | | 12.30 |

- ★—Stops to receive or discharge revenue passengers.
- f—Stops on signal.
- Stops to receive revenue passengers.
- Stops to discharge revenue passengers.

ENJOY

open
Music in the Air
AT ST. LOUIS OR KANSAS CITY
this summer

Here's a trip that will add pleasure to your trip if you are traveling through either of Missouri's two great travel gateways this summer. Stop over for a night of delightful musical entertainment at the famed Municipal Opera or popular Starlight Theatre.

These are the season's programs at...

STARLIGHT THEATRE - KANSAS CITY

- June 17-23 LIBERACE
- June 24-July 7 "SOUTH PACIFIC"
- July 8-14 "HIGH BUTTON SHOES"
- July 15-21 "CAN CAN"
- July 22-28 "CALL ME MADAM"
- July 29-Aug. 4 "PAJAMA GAME"
- August 5-11 "PANAMA HATTIE"
- August 12-18 "ROSALINDA"
- August 19-25 "DAMN YANKEES"
- August 26-Sept. 8 "SHOW BOAT"

MUNICIPAL OPERA - ST. LOUIS

- June 6-16 "SOUTH PACIFIC"
- June 17-23 "PLAIN AND FANCY"
- June 24-30 "DAMN YANKEES"
- July 1-7 "BLOSSOM TIME"
- July 8-14 "GUYS AND DOLLS"
- July 15-21 "IRENE"
- July 22-28 "NAUGHTY MARIETTA"
- July 29-Aug. 4 "CAN CAN"
- August 5-11 "GREAT MUSIC"
- August 12-18 "WIZARD OF OZ"
- August 19-Sept. 1 "PAJAMA GAME"



the mystery that's

MEXICO

unfolds before your eyes...



via route of the **EAGLES**

Let the EAGLES be your guide... through magic Mexico! MO-PAC offers the *finest* and *fastest* daily train service between the U. S. and Mexico City, making direct connections with Mexico's luxurious, streamlined AZTEC EAGLE.



TABLE
5-20-56

5

WICHITA — COLORADO — UTAH — CALIFORNIA

| Miles | | 411-11 Daily | Miles | | 12-412 Daily |
|-------|--|-----------------|-------|--|-----------------|
| 0 | Lv WICHITA | 9 30 | 0 | <i>Via Western Pacific</i> | |
| 10 | Lv Maize | 9 47 | 0 | Lv SAN FRANCISCO | 9 25 |
| 14 | Lv Colwich | 9 52 | 7 | Lv Oakland | 10 07 |
| 19 | Lv Andale | 10 00 | 93 | Lv Stockton | 12 10 |
| 25 | Lv Mt. Hope | 10 08 | 138 | Lv Sacramento (PT) | 1 10 |
| 32 | Lv Haven | 10 18 | 927 | Ar SALT LAKE CITY (MT) | 5 40 |
| 37 | Lv Yoder | 10 26 | | <i>Via D. & R. G. W.</i> | |
| 48 | Lv HUTCHINSON | 10 54 | 927 | Lv SALT LAKE CITY (MT) | 5 30 |
| 58 | Lv Nickerson | f 11 09 | 1312 | Lv Glenwood Springs | 4 05 |
| 66 | Lv Sterling | 11 20 | 1508 | Lv Royal Gorge | 10 20 |
| 75 | Lv Lyons | 11 33 | 1553 | Ar PUEBLO | 11 45 |
| 88 | Ar Geneseo | | 0 | Lv DENVER | 4 15 |
| 88 | Lv Geneseo | | 75 | Lv COLORADO SPRINGS (D. & R. G. W. Station) | 5 53 |
| 101 | Lv Bushton | f 12 03 | | Ar PUEBLO | 6 45 |
| 109 | Lv Claflin | 12 12 | 119 | Lv PUEBLO (Mo. Pac.) | 6 55 |
| 122 | Ar Hoisington (CT) | 12 30 | 1553 | Ar Hoisington (MT) | 12 12 |
| 122 | Lv Hoisington (MT) | 1 28 | 1892 | Lv Hoisington (CT) | 3 15 |
| 461 | Ar PUEBLO | 7 10 | 1892 | Lv Claflin | 3 33 |
| 461 | Lv PUEBLO | 7 20 | 1905 | Lv Bushton | f 3 41 |
| 505 | Ar COLORADO SPRINGS (A. T. & S. F. Station) | 8 11 | 1913 | Ar Geneseo | 3 55 |
| | | | 1926 | | |
| 580 | Ar DENVER | 9 50 | 1926 | Lv Geneseo | 4 00 |
| 461 | Lv PUEBLO | 12 15 | 1939 | Lv Lyons | 4 27 |
| | <i>Via D. & R. G. W.</i> | | 1948 | Lv Sterling | 4 42 |
| 506 | Ar Royal Gorge | 1 36 | 1956 | Lv Nickerson | 4 55 |
| 702 | Ar Glenwood Springs | 8 17 | 1966 | Lv HUTCHINSON | 5 25 |
| 1087 | Ar SALT LAKE CITY (MT) | 8 30 | 1977 | Lv Yoder | 5 40 |
| | <i>Via Western Pacific</i> | | 1982 | Lv Haven | 5 52 |
| 1087 | Lv SALT LAKE CITY (MT) | 10 15 | 1989 | Lv Mt. Hope | 6 04 |
| 1876 | Ar Sacramento (PT) | 11 40 | 1995 | Lv Andale | 6 15 |
| 1921 | Ar Stockton | 12 37 | 2000 | Lv Colwich | 6 25 |
| 2007 | Ar Oakland | 2 50 | 2004 | Lv Maize | 6 35 |
| 2014 | Ar SAN FRANCISCO | 3 45 | 2014 | Ar WICHITA | 7 00 |

f—Stops on signal. ★—Stops to receive or discharge revenue passengers.

TABLE
5-20-56

6

ST. LOUIS — KANSAS CITY — ATCHISON —
DOWNS

| Miles | | 11-119- 519 Daily | Miles | | 510- 110-10 Daily |
|-------|----------------------|-------------------------|-------|----------------------|-------------------------|
| 0 | Lv ST. LOUIS | 4 00 | 0 | Lv Downs | 12 45 |
| 279 | Ar KANSAS CITY | 9 00 | 6 | Lv Cawker City | 12 53 |
| 0 | Lv KANSAS CITY | 12 40 | 13 | Lv Glen Elder | 1 03 |
| 3 | Lv Kansas City, Kan. | | 20 | Lv Solomon Rapids | 1 11 |
| 28 | Lv Leavenworth | 1 35 | 25 | Lv Beloit | 1 19 |
| 30 | Lv Ft. Leavenworth | 1 42 | 36 | Lv Scottsville | 1 35 |
| 49 | Ar Atchison | 2 20 | 43 | Lv Jamestown | 1 44 |
| 49 | Lv Atchison | 3 00 | 49 | Lv Yuma | f 1 52 |
| 61 | Lv Farmington | f 3 24 | 54 | Ar Concordia | 2 00 |
| 66 | Lv Effingham | 3 34 | 54 | Lv | 2 20 |
| 73 | Lv Muscotah | 3 45 | 65 | Lv Ames | 2 36 |
| 80 | Lv Whiting | 3 56 | 68 | Lv Clyde | 2 42 |
| 85 | Lv Netawaka | 4 10 | 75 | Lv Clifton | 2 53 |
| 91 | Lv Wetmore | 4 21 | 84 | Lv Palmer | 3 09 |
| 98 | Lv Goff | 4 32 | 88 | Lv Linn | 3 19 |
| 104 | Lv Corning | 4 46 | 95 | Lv Greenleaf | 3 31 |
| 111 | Lv Centralia | 5 01 | 101 | Lv Barnes | 3 40 |
| 119 | Lv Vermillion | 5 13 | 108 | Lv Waterville | 3 52 |
| 122 | Lv Veits | 5 19 | 113 | Lv Blue Rapids | 4 01 |
| 127 | Lv Frankfort | 5 31 | 117 | Lv Irving | 4 08 |
| 134 | Lv Bigelow | 5 43 | 123 | Lv Bigelow | 4 20 |
| 140 | Lv Irving | 5 57 | 130 | Lv Frankfort | 4 32 |
| 144 | Lv Blue Rapids | 6 07 | 135 | Lv Veits | 4 41 |
| 149 | Lv Waterville | 6 20 | 138 | Lv Vermillion | 4 49 |
| 156 | Lv Barnes | 6 33 | 146 | Lv Centralia | 5 01 |
| 162 | Lv Greenleaf | 6 45 | 153 | Lv Corning | 5 13 |
| 169 | Lv Linn | 6 57 | 159 | Lv Goff | 5 23 |
| 173 | Lv Palmer | 7 08 | 166 | Lv Wetmore | 5 34 |
| 182 | Lv Clifton | 7 23 | 172 | Lv Netawaka | 5 43 |
| 189 | Lv Clyde | 7 37 | 177 | Lv Whiting | 5 51 |
| 192 | Lv Ames | 7 43 | 184 | Lv Muscotah | 6 03 |
| 203 | Ar Concordia | 8 05 | 191 | Lv Effingham | 6 17 |
| 203 | Lv Yuma | 8 25 | 196 | Lv Farmington | f 6 23 |
| 208 | Lv Jamestown | 8 41 | 208 | Ar Atchison | 7 00 |
| 211 | Lv Scottsville | 8 49 | 208 | Lv Atchison | 8 00 |
| 232 | Lv Beloit | 9 15 | 227 | Lv Ft. Leavenworth | 8 20 |
| 237 | Lv Solomon Rapids | 9 23 | 229 | Lv Leavenworth | 8 30 |
| 244 | Lv Glen Elder | 9 33 | 254 | Lv Kansas City, Kan. | ★ 8 57 |
| 251 | Lv Cawker City | 9 43 | 257 | Ar KANSAS CITY | 9 20 |
| 257 | Ar Downs | 10 00 | 257 | Lv KANSAS CITY | 11 30 |
| | | | 536 | Ar ST. LOUIS | 6 50 |

Light figures indicate A. M.

13

Black figures indicate P. M.

TABLE
11-4-56

7

KANSAS CITY — NEWPORT

| Miles | | 210 221 Daily | Miles | | 232 211 Daily |
|-------|-----------------------|---------------------|-------|-----------------------|---------------------|
| 0 | Lv KANSAS CITY..... | 11.45 | 0 | Lv Newport..... | 5.30 |
| 10 | Lv Independence..... | 12.10 | 3 | Lv Diaz..... | f 5.33 |
| 23 | Lv Lee's Summit..... | 12.30 | 9 | Lv Paroquet..... | f 5.42 |
| 28 | Lv Greenwood..... | f 12.36 | 14 | Lv Newark..... | 5.47 |
| 34 | Ar Pleasant Hill..... | 12.50 | 20 | Lv Sulphur Rock..... | 5.58 |
| 34 | Lv Pleasant Hill..... | 1.20 | 24 | Lv Moorefield..... | f 6.05 |
| 44 | Lv Harrisonville..... | 1.41 | 30 | Lv Batesville..... | 6.35 |
| 57 | Lv Archie..... | f 1.58 | 43 | Lv O'Neal..... | f 6.53 |
| 63 | Lv Adrian..... | f 2.08 | 56 | Lv Guion..... | 7.12 |
| 68 | Lv Passaic..... | f 2.15 | 69 | Lv Sylamore..... | 7.30 |
| 72 | Lv Butler..... | 2.20 | 78 | Lv Boswell..... | f 7.42 |
| 84 | Lv Rich Hill..... | 2.45 | 84 | Lv Creswell..... | f 7.49 |
| 93 | Lv Horton..... | f 2.58 | 85 | Lv Calico Rock..... | 7.55 |
| 102 | Lv Nevada..... | 3.35 | 101 | Lv Norfolk..... | 8.17 |
| 109 | Lv Milo..... | f 3.45 | 113 | Lv Buffalo..... | 8.33 |
| 116 | Lv Sheldon..... | f 3.56 | 125 | Ar Cotter..... | 8.46 |
| 121 | Lv Irwin..... | f 4.03 | 125 | Lv Cotter..... | 9.00 |
| 128 | Lv Lamar..... | 4.15 | 130 | Lv Flippin..... | 9.10 |
| 139 | Lv Jasper..... | f 4.33 | 136 | Lv Yellville..... | 9.20 |
| 149 | Ar Carthage..... | 5.15 | 147 | Lv Pyatt..... | 9.39 |
| 149 | Lv Carthage..... | 5.15 | 152 | Lv Zinc..... | f 9.47 |
| 164 | Lv La Russell..... | f 5.33 | 159 | Lv Bergman..... | 9.58 |
| 170 | Lv Stott's City..... | f 5.41 | 176 | Lv Cricket..... | 10.25 |
| 178 | Lv Hoberg..... | 5.51 | 189 | Lv Hollister..... | 10.47 |
| 188 | Lv Aurora..... | 6.35 | 191 | Lv Branson..... | 10.57 |
| 199 | Lv Crane..... | 7.00 | 203 | Lv Reeds Spring..... | 11.18 |
| 209 | Lv Galena..... | 7.17 | 212 | Lv Galena..... | 11.30 |
| 218 | Lv Reeds Spring..... | 7.30 | 222 | Lv Crane..... | 11.46 |
| 230 | Lv Branson..... | 7.58 | 233 | Lv Aurora..... | 12.25 |
| 232 | Lv Hollister..... | 8.05 | 243 | Lv Hoberg..... | 12.41 |
| 245 | Lv Cricket..... | 8.27 | 251 | Lv Stott's City..... | f 12.52 |
| 262 | Lv Bergman..... | 8.54 | 257 | Lv La Russell..... | f 1.01 |
| 269 | Lv Zinc..... | f 9.04 | 273 | Ar Carthage..... | f 1.30 |
| 274 | Lv Pyatt..... | 9.14 | 273 | Lv Carthage..... | 1.30 |
| 285 | Lv Yellville..... | 9.39 | 283 | Lv Jasper..... | 1.45 |
| 291 | Lv Flippin..... | 9.49 | 294 | Lv Lamar..... | 2.01 |
| 296 | Ar Cotter..... | 9.58 | 301 | Lv Irwin..... | f 2.10 |
| 296 | Lv Cotter..... | 10.10 | 306 | Lv Sheldon..... | f 2.17 |
| 308 | Lv Buffalo..... | 10.24 | 313 | Lv Milo..... | f 2.26 |
| 320 | Lv Norfolk..... | 10.40 | 320 | Lv Nevada..... | 2.45 |
| 336 | Lv Calico Rock..... | 11.02 | 329 | Lv Horton..... | f 2.56 |
| 337 | Lv Creswell..... | f 11.10 | 332 | Lv Rich Hill..... | 3.05 |
| 343 | Lv Boswell..... | f 11.17 | 344 | Lv Butler..... | 3.28 |
| 352 | Lv Sylamore..... | 11.31 | 348 | Lv Passaic..... | f 3.33 |
| 365 | Lv Guion..... | 11.50 | 353 | Lv Adrian..... | 3.44 |
| 378 | Lv O'Neal..... | f 12.09 | 366 | Lv Archie..... | 3.54 |
| 391 | Lv Batesville..... | 12.40 | 379 | Lv Harrisonville..... | 4.15 |
| 397 | Lv Moorefield..... | f 12.51 | 389 | Ar Pleasant Hill..... | 4.35 |
| 401 | Lv Sulphur Rock..... | 12.57 | 389 | Lv Pleasant Hill..... | 4.50 |
| 407 | Lv Newark..... | 1.05 | 393 | Lv Greenwood..... | f 4.57 |
| 412 | Lv Paroquet..... | f 1.10 | 398 | Lv Lee's Summit..... | 5.10 |
| 418 | Lv Diaz..... | f 1.20 | 411 | Lv Independence..... | 5.35 |
| 421 | Ar Newport..... | 1.25 | 421 | Ar KANSAS CITY..... | 6.15 |

f—Stops on signal.

★—Stops to receive or discharge revenue passengers.

TABLE
7-22-56

8

ST. LOUIS — KANSAS CITY — WICHITA

| Miles | | 9-125- 425 Daily | Miles | | 426- 126-10 Daily |
|-------|----------------------|------------------------|-------|----------------------|-------------------------|
| 0 | Lv ST. LOUIS..... | 11.17 | 0 | Lv WICHITA..... | 4.30 |
| 279 | Ar Kansas City..... | 6.30 | 11 | Lv Greenwich..... | f 4.49 |
| 279 | Lv Kansas City..... | 8.30 | 22 | Lv Benton..... | f 4.55 |
| 403 | Ar Durand..... | 11.50 | 26 | Lv Towanda..... | f 5.02 |
| 403 | Lv Durand..... | 12.05 | 25 | Lv Midian..... | f 5.06 |
| 406 | Lv Yates Center..... | f 12.10 | 31 | Lv Eldorado..... | 5.15 |
| 414 | Lv Batesville..... | f 12.25 | 38 | Lv Pontiac..... | f 5.30 |
| 419 | Lv Toronto..... | 12.35 | 43 | Lv Rosalia..... | f 5.47 |
| 427 | Lv Neal..... | 12.50 | 54 | Lv Reece..... | f 6.02 |
| 440 | Lv Eureka..... | 1.13 | 64 | Lv Eureka..... | f 6.19 |
| 450 | Lv Reece..... | 1.26 | 77 | Lv Neal..... | f 6.30 |
| 461 | Lv Rosalia..... | 1.44 | 85 | Lv Toronto..... | 6.30 |
| 466 | Lv Pontiac..... | f 1.51 | 90 | Lv Batesville..... | 6.47 |
| 473 | Lv Eldorado..... | 2.05 | 98 | Lv Yates Center..... | 6.50 |
| 479 | Lv Midian..... | f 2.13 | 101 | Ar Durand..... | 7.00 |
| 482 | Lv Towanda..... | 2.20 | 101 | Lv Kansas City..... | 10.45 |
| 488 | Lv Benton..... | 2.28 | 225 | Lv Kansas City..... | 11.30 |
| 493 | Lv Greenwich..... | 2.35 | 225 | Ar ST. LOUIS..... | 6.50 |
| 504 | Ar WICHITA..... | 3.00 | 504 | | |

Light figures indicate A. M.

HOW **L-O-N-G**
IS TEMPORARY

12 years after the war you STILL
pay these war time taxes

As a traveler by public carrier you pay more
because of the U. S. transportation tax.

... For every dollar you spend for a ticket
by train, plane, or bus—
THE GOVERNMENT ADDS 10 cents

As a shipper you pay more for using for-hire
carriers, because the federal tax applies
only to them.

... For every dollar you spend in freight or
express charges by public carrier—
THE GOVERNMENT ADDS 3 cents

As a consumer the transportation tax adds
materially to your cost of living.

... The tax multiplies repeatedly, as it is applied
... to every movement of goods from raw
materials to consumer.

P. S.—It's 4 cents a ton on coal and 4½% on
petroleum movements by pipeline.

CONGRESS SHOULD BE URGED TO
REMOVE THESE "TEMPORARY" TAXES NOW.


TABLE
7-22-56

9

KANSAS CITY — FT. SMITH — LITTLE ROCK

| Miles | | 125-831 Daily | Miles | | 126 Daily |
|-------|-------------------------|---------------|-------|----------------------|-----------|
| 0 | Lv KANSAS CITY | 8.30 | 0 | Lv LITTLE ROCK | 8.10 |
| 9 | Lv Leeds | | 0 | Lv Conway | 8.47 |
| 16 | Lv Dodson | 9.00 | 4 | Lv Morrilton | 9.12 |
| 23 | Lv Martin City, Mo. | 9.10 | 31 | Lv Atkins | 9.29 |
| 32 | Lv Stillwell, Kan. | f 9.25 | 50 | Lv Russellville | 9.50 |
| 37 | Lv Bucyrus | f 9.35 | 64 | Lv Lamar | f10.20 |
| 52 | Lv Paola | 9.55 | 76 | Lv Clarksville | 10.33 |
| 59 | Ar Osawatomie | 10.10 | 96 | Lv Hartman | |
| 59 | Lv | 10.20 | 102 | Lv Alix | ★11.00 |
| 68 | Lv Lane | ★10.33 | 112 | Lv Ozark | 11.12 |
| 74 | Lv Greeley | ★10.39 | 117 | Lv Mulberry | f11.33 |
| 83 | Lv Garnett | 10.56 | 125 | Lv Alma | f11.47 |
| 100 | Lv Westphalia | ★11.15 | 140 | Lv Van Buren | 12.15 |
| 110 | Lv Le Roy | 11.29 | 150 | Ar Greenwood Jct. | f12.25 |
| 124 | Lv Durand | 11.50 | 159 | Ar | 12.37 |
| 124 | Lv Durand | 11.50 | 169 | FORT SMITH | |
| 140 | Lv Buffalo | ★12.03 | 174 | Lv Greenwood Jct. | f 1.17 |
| 144 | Lv Roper | | 174 | Lv Roland, Okla. | f 1.22 |
| 147 | Lv Benedict | | 169 | Lv Muldrow | 1.28 |
| 156 | Lv Altoona | ★12.20 | 173 | Lv Hanson | |
| 164 | Lv Neodesha | 12.28 | 179 | Lv Sallisaw | 1.44 |
| 178 | Lv Independence | 12.48 | 186 | Lv Vian | 1.57 |
| 197 | Ar Coffeyville | 1.20 | 192 | Lv Gore | 2.09 |
| 197 | Lv | 1.50 | 203 | Lv Fort Gibson | 2.35 |
| 200 | Lv S.Coffeyville, Okla. | | 212 | Lv Okay | f 2.41 |
| 210 | Lv Lenapah | 2.11 | 234 | Lv Wagoner | 2.51 |
| 215 | Lv Delaware | 2.19 | 239 | Lv Neodesha | f 3.01 |
| 220 | Lv Nowata | 2.29 | 248 | Lv Inola | 3.11 |
| 232 | Lv Talala | 2.46 | 255 | Lv Claremore | 3.25 |
| 238 | Lv Oologah | 2.54 | 263 | Lv Oologah | f 3.50 |
| 250 | Lv Claremore | 3.25 | 276 | Lv Talala | f 3.58 |
| 263 | Lv Inola | 3.39 | 288 | Lv Nowata | 4.15 |
| 271 | Lv Neodesha | | 294 | Lv Delaware | f 4.23 |
| 278 | Lv Wagoner | 4.00 | 306 | Lv Lenapah | f 4.31 |
| 287 | Lv Okay | 4.10 | 311 | Lv S.Coffeyville | |
| 292 | Lv Fort Gibson | 4.20 | 316 | Ar | 5.00 |
| 314 | Lv Gore | 4.47 | 326 | Lv Coffeyville, Kan. | 5.30 |
| 323 | Lv Vian | 4.58 | 329 | Lv Independence | 5.53 |
| 334 | Lv Sallisaw | 5.11 | 329 | Lv Neodesha | 6.13 |
| 340 | Lv Hanson | | 348 | Lv Altoona | ★6.23 |
| 347 | Lv Muldrow | 5.28 | 362 | Lv Benedict | |
| 352 | Lv Roland | f 5.33 | 370 | Lv Roper | |
| 356 | Ar Greenwood Jct. | | 379 | Lv Buffalo | ★6.41 |
| 361 | Ar FORT SMITH | 5.50 | 382 | Ar Durand | 7.00 |
| 361 | Lv | 6.20 | 386 | Lv Durand | 7.00 |
| 356 | Lv Greenwood Jct. | | 402 | Lv Le Roy | 7.30 |
| 366 | Ar Van Buren | 6.36 | 402 | Lv Westphalia | ★7.45 |
| 375 | Lv Alma | 7.12 | 406 | Lv Garnett | 8.08 |
| 385 | Lv Mulberry | | 426 | Lv Greeley | ★8.20 |
| 400 | Lv Ozark | 7.43 | 443 | Lv Lane | ★8.27 |
| 408 | Lv Alix | ★7.53 | 452 | Ar Osawatomie | 8.55 |
| 413 | Lv Hartman | f 8.03 | 458 | Lv | 8.55 |
| 423 | Lv Clarksville | 8.18 | 467 | Lv Paola | f 9.07 |
| 429 | Lv Lamar | f 8.28 | 482 | Lv Bucyrus | f 9.27 |
| 449 | Lv Russellville | 9.01 | 484 | Lv Stillwell, Kan. | f 9.34 |
| 461 | Lv Atkins | 9.21 | 489 | Lv Martin City, Mo. | f 9.48 |
| 475 | Lv Morrilton | 9.41 | 494 | Lv Dodson | 10.00 |
| 494 | Lv Conway | 10.06 | 503 | Lv Leeds | |
| 525 | Ar LITTLE ROCK | 11.00 | 517 | Ar KANSAS CITY | 10.45 |

Dowry Hanes



Names of many of the cities and towns across America reflect the loyalty of their pioneer settlers to their homelands or their nostalgic memories of the old home town overseas. Here are a few examples selected from the territory Missouri Pacific serves:

EDINBURG, TEXAS... The seat of Hidalgo County, Texas is located on the site of the old McAllen Ranch, whose owner hailed from Scotland's historic capital, Edinburgh.

CHESTER, ILL.... One of the pioneer families in this Southern Illinois community had a servant whose intense loyalty to his native Chester, England so impressed the early settlers that they gave the name to the new town.

FALUN, KANSAS... Settlers from Sweden named this town in Central Kansas for a village in their homeland.

BISMARCK, MO.... German immigrants who settled this section of St. Francois County in the 1870's named the town after Prince Otto von Bismarck, Germany's famous "Iron Chancellor."

MARIENTHAL, KANSAS... This Kansas community was founded in 1892 by a group of Germanic Russians who had emigrated from Marienthal, in Russia.

METZ, MO.... When a change in names for this Southwest Missouri town was ordered by postal authorities to eliminate a duplication, the local postmaster was attracted by an account of the fall of the Alsatian city of Metz during the Franco-Prussian War. His suggestion that the Missouri town take this name was approved by fellow citizens.

SEDAN, KANSAS... Like Metz, Mo., Sedan was named for the French city captured by the Prussians during the Franco-Prussian War. It is interesting to note that the first United States soldiers who marched into the old world Sedan at the close of World War I included some doughboys from Sedan, Kansas.

TABLE
11-20-55

10

ST. LOUIS — HOT SPRINGS

| Miles | | 1-831 Daily | 7-219 Daily | Miles | | 220-8 Daily | 832-32 Daily |
|-------|--------------------|-------------|-------------|-------|--------------------|-------------|--------------|
| 0 | Lv ST. LOUIS | 5.45 | 12.45 | 0 | Lv Hot Springs | 2.00 | 8.00 |
| 3 | Lv Tower Grove | 5.54 | 12.54 | 30 | Lv Benton | 2.45 | 8.50 |
| 10 | Lv Broadway | | ★ 1.09 | 53 | Ar Little Rock | 3.15 | 9.25 |
| 45 | Lv DeSoto | | ★ 1.55 | 53 | Lv Little Rock | 3.35 | 11.50 |
| 64 | Lv Mineral Point | | 2.23 | 111 | Lv Bald Knob | | 12.47 |
| 79 | Lv Bismarck | | 3.00 | 138 | Lv Newport | 5.00 | 1.30 |
| 84 | Lv Iron Mountain | | ★ 3.10 | 173 | Lv Hoxie | ★ 5.35 | 2.05 |
| 92 | Lv Arcadia-Ironton | | ★ 7.35 | 3.20 | Lv Knobel | | |
| 130 | Lv Piedmont | | 4.15 | 207 | Lv Corning | ★ 6.05 | ★ 2.40 |
| 169 | Ar Poplar Bluff | 9.20 | 5.55 | 233 | Ar Poplar Bluff | 6.35 | 3.25 |
| 169 | Lv Poplar Bluff | 9.30 | 6.05 | 233 | Lv Poplar Bluff | 6.45 | 3.35 |
| 195 | Lv Corning | | 6.34 | 272 | Lv Piedmont | ★ 7.32 | ★ 4.23 |
| 202 | Lv Knobel | | 6.42 | 310 | Lv Arcadia-Ironton | 8.23 | 5.15 |
| 229 | Lv Hoxie | | ★10.20 | 7.30 | Lv Iron Mountain | | |
| 264 | Lv Newport | | 8.30 | 323 | Lv Bismarck | 8.43 | 5.37 |
| 291 | Lv Bald Knob | | 9.05 | 338 | Lv Mineral Point | | |
| 349 | Ar Little Rock | 12.20 | 10.30 | 357 | Lv DeSoto | | 6.15 |
| 349 | Lv Little Rock | 2.30 | 11.20 | 392 | Ar Broadway | ★10.23 | |
| 372 | Lv Benton | 3.05 | 11.44 | 399 | Ar Tower Grove | 10.37 | 7.30 |
| 402 | Ar Hot Springs | 4.00 | 12.45 | 402 | Ar ST. LOUIS | 11.00 | 7.50 |

f—Stops on signal.

★—Stops to receive or discharge revenue passengers.

ST. LOUIS — LITTLE ROCK — DALLAS — FT. WORTH — EL PASO — LOS ANGELES

ST. LOUIS — LITTLE ROCK — SAN ANTONIO — MEXICO CITY

ST. LOUIS — LITTLE ROCK — HOUSTON

| Miles | TABLE 11-20-55 | 1 Daily | 31 Daily | 7 Daily | Miles | TABLE 12-7-22-56 | 21 Daily | 25 Daily | 7-37 Daily | Miles | TABLE 13-7-22-56 | 21-21 Daily | 25-21 Daily | 7-137 Daily |
|-------|-------------------|---------|----------|---------|-------|-------------------|----------|----------|------------|-------|-------------------|-------------|-------------|-------------|
| 0 | ST. LOUIS | | | 12.45 | 0 | ST. LOUIS | | | 12.45 | 0 | ST. LOUIS | | | 12.45 |
| 3 | Tower Grove | 5.45 | | 12.54 | 3 | Tower Grove | 5.30 | 2.00 | 12.54 | 3 | Tower Grove | 5.30 | 2.00 | 12.54 |
| 10 | Broadway | 5.54 | | 1.09 | 10 | Broadway | 5.41 | 2.09 | 1.09 | 10 | Broadway | 5.41 | 2.09 | 1.09 |
| 13 | Jefferson B'ks. | | | * | 13 | Jefferson B'ks. | | * | * | 13 | Jefferson B'ks. | | * | * |
| 24 | Kimmswick | | | | 24 | Kimmswick | | | | 24 | Kimmswick | | | |
| 30 | Riverside | | | | 30 | Riverside | | | | 30 | Riverside | | | |
| 45 | De Soto | 6.51 | | 1.55 | 45 | De Soto | | 3.09 | 1.55 | 45 | De Soto | | 3.09 | 1.55 |
| 54 | Blackwell | | | * | 54 | Blackwell | | * | * | 54 | Blackwell | | * | * |
| 60 | Cadet | | | * | 60 | Cadet | | * | 2.17 | 60 | Cadet | | * | 2.17 |
| 64 | Mineral Point | | | * | 64 | Mineral Point | | * | 2.23 | 64 | Mineral Point | | * | 2.23 |
| 73 | Irontide | | | | 73 | Irontide | | | | 73 | Irontide | | | |
| 79 | Bismarck | | | 3.00 | 79 | Bismarck | | | 3.00 | 79 | Bismarck | | | 3.00 |
| 84 | Iron Mountain | | | * | 84 | Iron Mountain | | | 3.13 | 84 | Iron Mountain | | | 3.13 |
| 86 | Middlebrook | | | * | 86 | Middlebrook | | | 3.20 | 86 | Middlebrook | | | 3.20 |
| 92 | Arcadia-Ironton | | | * | 92 | Arcadia-Ironton | | | 4.15 | 92 | Arcadia-Ironton | | | 4.15 |
| 102 | Glover | | | * | 102 | Glover | | | 3.36 | 102 | Glover | | | 3.36 |
| 103 | Chloride | | | | 103 | Chloride | | | | 103 | Chloride | | | |
| 111 | Annapolis | | | 3.47 | 111 | Annapolis | | | 3.47 | 111 | Annapolis | | | 3.47 |
| 115 | North Des Arc | | | 3.52 | 115 | North Des Arc | | | 4.15 | 115 | North Des Arc | | | 3.52 |
| 130 | Piedmont | | | 4.15 | 130 | Piedmont | | | 4.15 | 130 | Piedmont | | | 4.15 |
| 136 | Leeper | | | f | 136 | Leeper | | | 4.24 | 136 | Leeper | | | 4.24 |
| 138 | Mill Spring | | | * | 138 | Mill Spring | | | 4.27 | 138 | Mill Spring | | | 4.27 |
| 149 | Williamsville | | | * | 149 | Williamsville | | | 4.44 | 149 | Williamsville | | | 4.44 |
| 159 | Hendrickson | | | * | 159 | Hendrickson | | | 4.55 | 159 | Hendrickson | | | 4.55 |
| 169 | Poplar Bluff | | | 5.55 | 169 | Poplar Bluff | | | 6.05 | 169 | Poplar Bluff | | | 5.55 |
| 184 | Neelyville, Mo. | 9.20 | | 6.05 | 184 | Neelyville, Mo. | | | 6.20 | 184 | Neelyville, Mo. | | | 6.05 |
| 189 | Moark, Ark. | 9.30 | | 6.22 | 189 | Moark, Ark. | | | 6.20 | 189 | Moark, Ark. | | | 6.22 |
| 195 | Corning | | | 6.34 | 195 | Corning | | | 6.34 | 195 | Corning | | | 6.34 |
| 206 | Knobel | | | 6.42 | 206 | Knobel | | | 6.42 | 206 | Knobel | | | 6.42 |
| 206 | Peach Orchard | | | * | 206 | Peach Orchard | | | 6.47 | 206 | Peach Orchard | | | 6.47 |
| 211 | Delaplaine | | | * | 211 | Delaplaine | | | 6.52 | 211 | Delaplaine | | | 6.52 |
| 218 | O'Keane | | | * | 218 | O'Keane | | | 6.59 | 218 | O'Keane | | | 6.59 |
| 228 | Walnut Ridge | | | * | 228 | Walnut Ridge | | | 7.30 | 228 | Walnut Ridge | | | 7.30 |
| 229 | Hoxie | | | | 229 | Hoxie | | | | 229 | Hoxie | | | |
| 236 | Minturn | | | 7.30 | 236 | Minturn | | | 7.30 | 236 | Minturn | | | 7.30 |
| 242 | Alicia | | | * | 242 | Alicia | | | | 242 | Alicia | | | |
| 247 | Swifton | | | * | 247 | Swifton | | | | 247 | Swifton | | | |
| 251 | Vance | | | * | 251 | Vance | | | | 251 | Vance | | | |
| 255 | Tuckerman | | | f | 255 | Tuckerman | | | 7.59 | 255 | Tuckerman | | | 7.59 |
| 263 | Diaz | | | * | 263 | Diaz | | | | 263 | Diaz | | | |
| 264 | Newport | | | 8.30 | 264 | Newport | | | 8.30 | 264 | Newport | | | 8.30 |
| 281 | Olyphant | | | * | 281 | Olyphant | | | | 281 | Olyphant | | | |
| 286 | Bradford | | | * | 286 | Bradford | | | | 286 | Bradford | | | |
| 291 | Russell | | | * | 291 | Russell | | | | 291 | Russell | | | |
| 296 | Judsonia | | | 9.05 | 296 | Judsonia | | | 9.05 | 296 | Judsonia | | | 9.05 |
| 300 | Kensett-Seary | | | 9.20 | 300 | Kensett-Seary | | | 9.20 | 300 | Kensett-Seary | | | 9.20 |
| 303 | Higginson | | | * | 303 | Higginson | | | | 303 | Higginson | | | |
| 309 | McRae | | | 9.40 | 309 | McRae | | | 9.40 | 309 | McRae | | | 9.40 |
| 316 | Beebe | | | * | 316 | Beebe | | | 9.40 | 316 | Beebe | | | 9.40 |
| 324 | Austin | | | * | 324 | Austin | | | 9.55 | 324 | Austin | | | 9.55 |
| 326 | Cabot | | | * | 326 | Cabot | | | 9.55 | 326 | Cabot | | | 9.55 |
| 335 | Jacksonville | | | 10.30 | 335 | Jacksonville | | | 10.30 | 335 | Jacksonville | | | 10.30 |
| 347 | North Little Rock | | | 10.30 | 347 | North Little Rock | | | 10.30 | 347 | North Little Rock | | | 10.30 |
| 349 | LITTLE ROCK | 12.20 | | 11.25 | 349 | LITTLE ROCK | | | 11.25 | 349 | LITTLE ROCK | | | 11.25 |
| 372 | LITTLE ROCK | 12.35 | | | 372 | LITTLE ROCK | | | | 372 | LITTLE ROCK | | | |
| 380 | Benton | | | 12.55 | 380 | Benton | | | 12.55 | 380 | Benton | | | 12.55 |
| 382 | Traskwood | | | 1.35 | 382 | Traskwood | | | 1.35 | 382 | Traskwood | | | 1.35 |
| 392 | Malvern | | | 1.50 | 392 | Malvern | | | 1.50 | 392 | Malvern | | | 1.50 |
| 403 | Donaldson | | | 2.15 | 403 | Donaldson | | | 2.15 | 403 | Donaldson | | | 2.15 |
| 414 | Arkadelphia | | | 2.15 | 414 | Arkadelphia | | | 2.15 | 414 | Arkadelphia | | | 2.15 |
| 425 | Curtis | | | 2.40 | 425 | Curtis | | | 2.40 | 425 | Curtis | | | 2.40 |
| 429 | Gurdon | | | 3.00 | 429 | Gurdon | | | 3.00 | 429 | Gurdon | | | 3.00 |
| 441 | Boughton | | | 3.10 | 441 | Boughton | | | 3.10 | 441 | Boughton | | | 3.10 |
| 446 | Prescott | | | 3.35 | 446 | Prescott | | | 3.35 | 446 | Prescott | | | 3.35 |
| 453 | Emmet | | | | 453 | Emmet | | | | 453 | Emmet | | | |
| 461 | Hope | | | | 461 | Hope | | | | 461 | Hope | | | |
| 474 | Fulton | | | | 474 | Fulton | | | | 474 | Fulton | | | |
| 481 | Homan | | | | 481 | Homan | | | | 481 | Homan | | | |
| 481 | TEXARKANA | 3.15 | | 4.30 | 481 | TEXARKANA | | | 4.30 | 481 | TEXARKANA | | | 4.30 |
| 493 | TEXARKANA | | | 2.30 | 493 | TEXARKANA | | | 2.30 | 493 | TEXARKANA | | | 2.30 |

| Miles | 201-1 Daily | 219-7 Daily | 201-21 Daily | 219-7 Daily | 201-21 Daily | 219-7 Daily |
|-------|--------------------|-------------|--------------|-------------|----------------------|-------------|
| 493 | Lv TEXARKANA (T&P) | 3.40 | 3.30 | 3.35 | Lv TEXARKANA | 493 |
| 560 | Ar Marshall | 4.51 | 4.42 | 4.55 | Lv Atlanta | 517 |
| 583 | Ar Longview | 5.20 | 5.15 | 5.45 | Lv Marshall | 560 |
| 596 | Ar Gladewater | 5.35 | 5.30 | 6.05 | Ar Longview | 583 |
| 629 | Ar Mineola | 6.10 | 5.31 | 6.75 | Ar Longview (T & P) | 595 |
| 642 | Ar Grand Saline | 6.23 | 5.31 | 7.07 | Lv Kilgore | 629 |
| 676 | Ar Terrell | 6.55 | 6.21 | 7.74 | Lv Kilgore (I-G. N.) | 642 |
| 710 | Ar DALLAS | 7.40 | 6.21 | 8.45 | Lv Overton | 676 |
| 742 | Ar FORT WORTH | 8.50 | 7.20 | 9.20 | Lv Ard | 710 |
| 773 | Ar FORT WORTH | 9.50 | 9.00 | 11.30 | Lv Troup | 742 |
| 787 | Ar Millsap | 10.32 | 9.00 | 11.40 | Lv Jacksonville | 773 |
| 837 | Ar Mineral Wells | 11.37 | 9.00 | 12.06 | Lv Jacksonville | 787 |
| 847 | Ar Eastland | 12.10 | 9.25 | 12.37 | Lv Neches | 837 |
| 857 | Ar Cisco | 12.50 | 9.38 | 12.46 | Lv Palestine | 847 |
| 882 | Ar Baird | 12.25 | 10.13 | 12.57 | Lv Palestine | 857 |
| 903 | Ar Abilene | 1.00 | 10.53 | 12.67 | Lv Elkhart | 882 |
| 944 | Ar Sweetwater | 1.40 | 11.30 | 12.77 | Lv Elkhart | 903 |
| 1009 | Ar Big Spring | 2.35 | 11.50 | 12.87 | Lv Grabland | 1009 |
| 1049 | Ar Midland | 3.55 | 12.26 | 12.97 | Lv Grabland | 1049 |
| 1143 | Ar MONAHANS | 4.67 | 12.76 | 13.07 | Lv Crockett | 1143 |
| 1232 | Ar Pecos | 6.05 | 13.00 | 13.17 | Lv Crockett | 1232 |
| 1357 | Ar Van Horn | 10.43 | 13.47 | 13.27 | Lv Crotwell | 1357 |
| | Ar EL PASO (M. T.) | 10.45 | 14.40 | 13.37 | Lv Lovelady | |
| | | | | 13.47 | Lv Red Branch | |
| | | | | 13.57 | Lv Trinity | |
| | | | | 14.07 | Lv Riverside | |
| | | | | 14.17 | Lv Dodge | |
| | | | | 14.27 | Lv Phelps | |
| | | | | 14.37 | Lv New Waverly | |
| | | | | 14.47 | Lv Willis | |
| | | | | 14.57 | Lv Willis | |
| | | | | 15.07 | Lv Comroe | |
| | | | | 15.17 | Lv Comroe | |
| | | | | 15.27 | Lv Comroe | |
| | | | | 15.37 | Lv Comroe | |
| | | | | 15.47 | Lv Comroe | |
| | | | | 15.57 | Lv Comroe | |
| | | | | 16.07 | Lv Comroe | |
| | | | | 16.17 | Lv Comroe | |
| | | | | 16.27 | Lv Comroe | |
| | | | | 16.37 | Lv Comroe | |
| | | | | 16.47 | Lv Comroe | |
| | | | | 16.57 | Lv Comroe | |
| | | | | 17.07 | Lv Comroe | |
| | | | | 17.17 | Lv Comroe | |
| | | | | 17.27 | Lv Comroe | |
| | | | | 17.37 | Lv Comroe | |
| | | | | 17.47 | Lv Comroe | |
| | | | | 17.57 | Lv Comroe | |
| | | | | 18.07 | Lv Comroe | |
| | | | | 18.17 | Lv Comroe | |
| | | | | 18.27 | Lv Comroe | |
| | | | | 18.37 | Lv Comroe | |
| | | | | 18.47 | Lv Comroe | |
| | | | | 18.57 | Lv Comroe | |
| | | | | 19.07 | Lv Comroe | |
| | | | | 19.17 | Lv Comroe | |
| | | | | 19.27 | Lv Comroe | |
| | | | | 19.37 | Lv Comroe | |
| | | | | 19.47 | Lv Comroe | |
| | | | | 19.57 | Lv Comroe | |
| | | | | 20.07 | Lv Comroe | |
| | | | | 20.17 | Lv Comroe | |
| | | | | 20.27 | Lv Comroe | |
| | | | | 20.37 | Lv Comroe | |
| | | | | 20.47 | Lv Comroe | |
| | | | | 20.57 | Lv Comroe | |
| | | | | 21.07 | Lv Comroe | |
| | | | | 21.17 | Lv Comroe | |
| | | | | 21.27 | Lv Comroe | |
| | | | | 21.37 | Lv Comroe | |
| | | | | 21.47 | Lv Comroe | |
| | | | | 21.57 | Lv Comroe | |
| | | | | 22.07 | Lv Comroe | |
| | | | | 22.17 | Lv Comroe | |
| | | | | 22.27 | Lv Comroe | |
| | | | | 22.37 | Lv Comroe | |
| | | | | 22.47 | Lv Comroe | |
| | | | | 22.57 | Lv Comroe | |
| | | | | 23.07 | Lv Comroe | |
| | | | | 23.17 | Lv Comroe | |
| | | | | 23.27 | Lv Comroe | |
| | | | | 23.37 | Lv Comroe | |
| | | | | 23.47 | Lv Comroe | |
| | | | | 23.57 | Lv Comroe | |
| | | | | 24.07 | Lv Comroe | |
| | | | | 24.17 | Lv Comroe | |
| | | | | 24.27 | Lv Comroe | |
| | | | | 24.37 | Lv Comroe | |
| | | | | 24.47 | Lv Comroe | |
| | | | | 24.57 | Lv Comroe | |
| | | | | 25.07 | Lv Comroe | |
| | | | | 25.17 | Lv Comroe | |
| | | | | 25.27 | Lv Comroe | |
| | | | | 25.37 | Lv Comroe | |
| | | | | 25.47 | Lv Comroe | |
| | | | | 25.57 | Lv Comroe | |
| | | | | 26.07 | Lv Comroe | |
| | | | | 26.17 | Lv Comroe | |
| | | | | 26.27 | Lv Comroe | |
| | | | | 26.37 | Lv Comroe | |
| | | | | 26.47 | Lv Comroe | |
| | | | | 26.57 | Lv Comroe | |
| | | | | 27.07 | Lv Comroe | |
| | | | | 27.17 | Lv Comroe | |
| | | | | 27.27 | Lv Comroe | |
| | | | | 27.37 | Lv Comroe | |
| | | | | 27.47 | Lv Comroe | |
| | | | | 27.57 | Lv Comroe | |
| | | | | 28.07 | Lv Comroe | |
| | | | | 28.17 | Lv Comroe | |
| | | | | 28.27 | Lv Comroe | |
| | | | | 28.37 | Lv Comroe | |
| | | | | 28.47 | Lv Comroe | |
| | | | | 28.57 | Lv Comroe | |
| | | | | 29.07 | Lv Comroe | |
| | | | | 29.17 | Lv Comroe | |
| | | | | 29.27 | Lv Comroe | |
| | | | | 29.37 | Lv Comroe | |
| | | | | 29.47 | Lv Comroe | |
| | | | | 29.57 | Lv Comroe | |
| | | | | 30.07 | Lv Comroe | |
| | | | | 30.17 | Lv Comroe | |
| | | | | 30.27 | Lv Comroe | |
| | | | | 30.37 | Lv Comroe | |
| | | | | 30.47 | Lv Comroe | |
| | | | | 30.57 | Lv Comroe | |
| | | | | 31.07 | Lv Comroe | |
| | | | | 31.17 | Lv Comroe | |
| | | | | 31.27 | Lv Comroe | |
| | | | | 31.37 | Lv Comroe | |
| | | | | 31.47 | Lv Comroe | |
| | | | | 31.57 | Lv Comroe | |
| | | | | 32.07 | Lv Comroe | |
| | | | | 32.17 | Lv Comroe | |
| | | | | 32.27 | Lv Comroe | |
| | | | | 32.37 | Lv Comroe | |
| | | | | 32.47 | Lv Comroe | |
| | | | | 32.57 | Lv Comroe | |
| | | | | 33.07 | Lv Comroe | |
| | | | | 33.17 | Lv Comroe | |
| | | | | 33.27 | Lv Comroe | |
| | | | | 33.37 | Lv Comroe | |
| | | | | 33.47 | Lv Comroe | |
| | | | | 33.57 | Lv Comroe | |
| | | | | 34.07 | Lv Comroe | |
| | | | | 34.17 | Lv Comroe | |
| | | | | 34.27 | Lv Comroe | |
| | | | | 34.37 | Lv Comroe | |
| | | | | 34.47 | Lv Comroe | |
| | | | | 34.57 | Lv Comroe | |
| | | | | 35.07 | Lv Comroe | |
| | | | | 35.17 | Lv Comroe | |
| | | | | 35.27 | Lv Comroe | |
| | | | | 35.37 | Lv Comroe | |
| | | | | 35.47 | Lv Comroe | |
| | | | | 35.57 | Lv Comroe | |
| | | | | 36.07 | Lv Comroe | |
| | | | | 36.17 | Lv Comroe | |
| | | | | 36.27 | Lv Comroe | |
| | | | | 36.37 | Lv Comroe | |
| | | | | 36.47 | Lv Comroe | |
| | | | | 36.57 | Lv Comroe | |
| | | | | 37.07 | Lv Comroe | |
| | | | | 37.17 | Lv Comroe | |
| | | | | 37.27 | Lv Comroe | |
| | | | | 37.37 | Lv Comroe | |
| | | | | 37.47 | Lv Comroe | |
| | | | | 37.57 | Lv Comroe | |
| | | | | 38.07 | Lv Comroe | |
| | | | | 38.17 | Lv Comroe | |
| | | | | 38.27 | Lv Comroe | |
| | | | | 38.37 | Lv Comroe | |
| | | | | 38.47 | Lv Comroe | |
| | | | | 38.57 | Lv Comroe | |
| | | | | 39.07 | Lv Comroe | |
| | | | | 39.17 | Lv Comroe | |
| | | | | 39.27 | Lv Comroe | |
| | | | | 39.37 | Lv Comroe | |
| | | | | 39.47 | Lv Comroe | |
| | | | | 39.57 | Lv Comroe | |
| | | | | 40.07 | Lv Comroe | |
| | | | | 40.17 | Lv Comroe | |
| | | | | 40.27 | Lv Comroe | |
| | | | | 40.37 | Lv Comroe | |
| | | | | 40.47 | Lv Comroe | |
| | | | | 40.57 | Lv Comroe | |
| | | | | 41.07 | Lv Comroe | |
| | | | | 41.17 | Lv Comroe | |
| | | | | 41.27 | Lv Comroe | |
| | | | | 41.37 | Lv Comroe | |
| | | | | 41.47 | Lv Comroe | |
| | | | | 41.57 | Lv Comroe | |
| | | | | 42.07 | Lv Comroe | |
| | | | | 42.17 | Lv Comroe | |
| | | | | 42.27 | Lv Comroe | |
| | | | | 42.37 | Lv Comroe | |
| | | | | 42.47 | Lv Comroe | |
| | | | | 42.57 | Lv Comroe | |
| | | | | 43.07 | Lv Comroe | |
| | | | | 43.17 | Lv Comroe | |
| | | | | 43.27 | Lv Comroe | |
| | | | | 43.37 | Lv Comroe | |
| | | | | 43.47 | Lv Comroe | |
| | | | | 43.57 | Lv Comroe | |
| | | | | 44.07 | Lv Comroe | |
| | | | | 44.17 | Lv Comroe | |
| | | | | 44.27 | Lv Comroe | |
| | | | | 44.37 | Lv Comroe | |
| | | | | 44.47 | Lv Comroe | |
| | | | | 44.57 | Lv Comroe | |
| | | | | 45.07 | Lv Comroe | |
| | | | | 45.17 | Lv Comroe | |
| | | | | 45.27 | Lv Comroe | |
| | | | | 45.37 | Lv Comroe | |
| | | | | 45.47 | Lv Comroe | |
| | | | | 45.57 | Lv Comroe | |
| | | | | 46.07 | Lv Comroe | |
| | | | | 46.17 | Lv Comroe | |
| | | | | 46.27 | Lv Comroe | |
| | | | | 46.37 | Lv Comroe | |
| | | | | 46.47 | Lv Comroe | |
| | | | | 46.57 | Lv Comroe | |
| | | | | 47.07 | Lv Comroe | |
| | | | | 47.17 | Lv Comroe | |
| | </ | | | | | |

| LOS ANGELES — EL PASO — FT. WORTH — DALLAS — LITTLE ROCK — MEMPHIS | | LOS ANGELES (PT.) | | FT. WORTH | | DALLAS | | LITTLE ROCK | | MEMPHIS | | | |
|--|--------------------|-------------------|---------|-------------|---------|--------|--------------------|-------------|------|---------|--------------------|------|---------|
| Miles | 2-202 Daily | 32-202 Daily | 4 Daily | 8-220 Daily | 6-45 | 4-50 | 6-45 | 4-50 | 6-45 | 4-50 | 6-45 | | |
| 2000 | lv Poplar Bluff | 4.20 | 3.35 | 1.00 | 6.45 | 1711 | lv Poplar Bluff | 4.50 | 6.45 | 646 | lv Poplar Bluff | 4.50 | 6.45 |
| 2013 | lv Hendrickson | | | ★ 1.25 | | 1724 | lv Hendrickson | | | 659 | lv Hendrickson | | |
| 2020 | lv Williamsville | | | f 1.38 | | 1731 | lv Williamsville | | | 666 | lv Williamsville | | |
| 2031 | lv Mill Spring | | | f 1.41 | | 1742 | lv Mill Spring | | | 677 | lv Mill Spring | | |
| 2033 | lv Leeper | | | f 1.50 | | 1744 | lv Leeper | | | 679 | lv Leeper | | |
| 2039 | lv Piedmont | ★ 4.23 | | ★ 2.09 | ★ 7.32 | 1750 | lv Piedmont | | | 685 | lv Piedmont | | ★ 7.32 |
| 2054 | lv North Des Arc | | | 2.15 | | 1765 | lv North Des Arc | | | 704 | lv North Des Arc | | |
| 2058 | lv Annapolis | | | f 2.27 | | 1777 | lv Annapolis | | | 712 | lv Annapolis | | |
| 2066 | lv Chloride | | | f 2.31 | | 1778 | lv Chloride | | | 713 | lv Chloride | | |
| 2067 | lv Glover | | | f 2.51 | | 1788 | lv Glover | | | 723 | lv Glover | | |
| 2077 | lv Arcadia-Ironton | 5.15 | | f 2.51 | 8.23 | 1789 | lv Arcadia-Ironton | | | 729 | lv Arcadia-Ironton | | 8.23 |
| 2083 | lv Middlebrook | | | f 2.54 | | 1796 | lv Middlebrook | | | 731 | lv Middlebrook | | |
| 2085 | lv Iron Mountain | | | ★ 3.01 | 8.43 | 1801 | lv Iron Mountain | | | 736 | lv Iron Mountain | | |
| 2090 | lv Bismarck | 5.37 | | 3.19 | | 1807 | lv Bismarck | | | 742 | lv Bismarck | | |
| 2096 | lv Bismarck | | | 3.26 | | 1816 | lv Bismarck | | | 751 | lv Bismarck | | |
| 2105 | lv Ironton | | | f 3.29 | | 1820 | lv Ironton | | | 759 | lv Ironton | | |
| 2109 | lv Mineral Point | | | f 3.44 | | 1826 | lv Mineral Point | | | 770 | lv Mineral Point | | |
| 2115 | lv Cadet | | | f 3.44 | | 1835 | lv Cadet | | | 779 | lv Cadet | | |
| 2124 | lv Blackwell | 6.15 | | f 3.44 | | 1850 | lv Blackwell | | | 785 | lv Blackwell | | |
| 2139 | lv De Soto | | | ★ 4.55 | | 1859 | lv De Soto | | | 791 | lv De Soto | | |
| 2145 | lv Riverside | | | ★ 5.01 | | 1870 | lv Riverside | | | 791 | lv Riverside | | |
| 2156 | lv Kimmiswick | | | ★ 5.01 | ★ 10.23 | 1875 | lv Kimmiswick | | | 802 | lv Kimmiswick | | ★ 10.23 |
| 2159 | lv Jefferson B'ks | | | 7.30 | 10.37 | 1877 | lv Jefferson B'ks | | | 805 | lv Jefferson B'ks | | 10.37 |
| 2165 | lv Broadway | 7.56 | | 7.30 | 11.00 | 1880 | lv Broadway | | | 812 | lv Broadway | | 11.00 |
| 2169 | lv Tower Grove | 8.10 | | 7.30 | | | lv Tower Grove | 8.10 | | 815 | lv Tower Grove | 8.10 | |
| | lv St. Louis | | | | | | lv St. Louis | 8.25 | | | lv St. Louis | 8.25 | |

LOS ANGELES — EL PASO — FT. WORTH — DALLAS — LITTLE ROCK — MEMPHIS

MEXICO CITY — SAN ANTONIO — LITTLE ROCK — MEMPHIS

HOUSTON — LITTLE ROCK — MEMPHIS

| LOS ANGELES (PT.) | | FT. WORTH | | DALLAS | | LITTLE ROCK | | MEMPHIS | |
|-------------------|---|--------------|---------|-------------|--------|-------------|--------------------|---------|------|
| Miles | 2-202 Daily | 32-202 Daily | 4 Daily | 8-220 Daily | 6-45 | 4-50 | 6-45 | 4-50 | 6-45 |
| 0 | lv Los Angeles (Pt.) | 8.35 | | | 8.25 | 1711 | lv Poplar Bluff | 4.50 | 6.45 |
| 812 | lv El Paso (Mt.) | 12.50 | | 3.20 | 3.20 | 1724 | lv Hendrickson | | |
| 1427 | lv Ft. Worth (Ct.) | 5.05 | | ★ 8.30 | 8.05 | 1731 | lv Williamsville | | |
| 1459 | lv Dallas | 6.10 | | 10.15 | 6.30 | 1742 | lv Mill Spring | | |
| 1676 | lv Texarkana | 10.30 | | 4.15 | 7.35 | 1744 | lv Leeper | | |
| | For intermediate points see Table above | | | | 12.01 | 1750 | lv Piedmont | | |
| 1676 | lv Texarkana | 10.40 | | 4.30 | 12.20 | 1765 | lv North Des Arc | | |
| 1688 | lv Homan | | | 8.25 | 1.00 | 1777 | lv Annapolis | | |
| 1695 | lv Fulton | | | 5.10 | 1.00 | 1778 | lv Chloride | | |
| 1708 | lv Hope | | | 5.10 | 1.00 | 1788 | lv Glover | | |
| 1716 | lv Emmet | | | 5.25 | ★ 1.15 | 1789 | lv Arcadia-Ironton | | |
| 1723 | lv Prescott | | | 8.43 | 1.15 | 1796 | lv Middlebrook | | |
| 1728 | lv Boughton | | | 9.20 | 1.35 | 1801 | lv Iron Mountain | | |
| 1740 | lv Gurdon | | | 5.55 | 1.35 | 1807 | lv Bismarck | | |
| 1744 | lv Curtis | | | 9.40 | 1.52 | 1816 | lv Ironton | | |
| 1755 | lv Arkadelphia | | | 6.11 | 1.52 | 1820 | lv Mineral Point | | |
| 1766 | lv Donaldson | | | 6.40 | 2.20 | 1826 | lv Cadet | | |
| 1777 | lv Malvern | | | 10.05 | 2.20 | 1835 | lv Blackwell | | |
| 1789 | lv Traskwood | | | ★ 7.05 | 3.20 | 1850 | lv De Soto | | |
| 1797 | lv Benton | | | 7.50 | 3.20 | 1859 | lv Riverside | | |
| 1820 | lv Little Rock | 1.10 | 11.05 | | 220 | 1870 | lv Kimmiswick | | |
| | | | | | | 1875 | lv Jefferson B'ks | | |
| | | | | | | 1877 | lv Broadway | | |
| | | | | | | 1880 | lv Tower Grove | | |
| | | | | | | | lv St. Louis | 8.10 | |
| | | | | | | | lv St. Louis | 8.25 | |
| 1820 | lv Little Rock | 3.35 | | | 3.45 | 1711 | lv Poplar Bluff | 4.50 | 6.45 |
| 1822 | lv North Little Rock | | | | | 1724 | lv Hendrickson | | |
| 1834 | lv Jacksonville | | | | | 1731 | lv Williamsville | | |
| 1853 | lv Beebe | | | | | 1742 | lv Mill Spring | | |
| 1859 | lv Kennett | 4.20 | | | | 1744 | lv Leeper | | |
| 1878 | lv Bald Knob | 4.35 | | | | 1750 | lv Piedmont | | |
| 1878 | lv Bald Knob | 4.35 | | | | 1765 | lv North Des Arc | | |
| 1890 | lv New Augusta | 4.55 | | | | 1777 | lv Annapolis | | |
| 1900 | lv McCrory | 5.06 | | | | 1778 | lv Chloride | | |
| 1910 | lv Fair Oaks | f 5.17 | | | | 1788 | lv Glover | | |
| 1923 | lv Wynne | f 5.42 | | | | 1789 | lv Arcadia-Ironton | | |
| 1937 | lv Parkin | 6.01 | | | | 1796 | lv Middlebrook | | |
| 1942 | lv Earle | 6.10 | | | | 1801 | lv Iron Mountain | | |
| 1952 | lv Crawfordville | 6.24 | | | | 1807 | lv Bismarck | | |
| 1959 | lv Memphis | 7.00 | | | | 1816 | lv Ironton | | |
| | | | | | | 1820 | lv Mineral Point | | |
| | | | | | | 1826 | lv Cadet | | |
| | | | | | | 1835 | lv Blackwell | | |
| | | | | | | 1850 | lv De Soto | | |
| | | | | | | 1859 | lv Riverside | | |
| | | | | | | 1870 | lv Kimmiswick | | |
| | | | | | | 1875 | lv Jefferson B'ks | | |
| | | | | | | 1877 | lv Broadway | | |
| | | | | | | 1880 | lv Tower Grove | | |
| | | | | | | | lv St. Louis | 8.10 | |
| | | | | | | | lv St. Louis | 8.25 | |
| 1820 | lv Little Rock | 202 | | | 220 | 1711 | lv Poplar Bluff | 4.50 | 6.45 |
| 1822 | lv North Little Rock | | | | | 1724 | lv Hendrickson | | |
| 1834 | lv Jacksonville | | | | | 1731 | lv Williamsville | | |
| 1853 | lv Beebe | | | | | 1742 | lv Mill Spring | | |
| 1859 | lv Kennett | 4.20 | | | | 1744 | lv Leeper | | |
| 1878 | lv Bald Knob | 4.35 | | | | 1750 | lv Piedmont | | |
| 1878 | lv Bald Knob | 4.35 | | | | 1765 | lv North Des Arc | | |
| 1890 | lv New Augusta | 4.55 | | | | 1777 | lv Annapolis | | |
| 1900 | lv McCrory | 5.06 | | | | 1778 | lv Chloride | | |
| 1910 | lv Fair Oaks | f 5.17 | | | | 1788 | lv Glover | | |
| 1923 | lv Wynne | f 5.42 | | | | 1789 | lv Arcadia-Ironton | | |
| 1937 | lv Parkin | 6.01 | | | | 1796 | lv Middlebrook | | |
| 1942 | lv Earle | 6.10 | | | | 1801 | lv Iron Mountain | | |
| 1952 | lv Crawfordville | 6.24 | | | | 1807 | lv Bismarck | | |
| 1959 | lv Memphis | 7.00 | | | | 1816 | lv Ironton | | |
| | | | | | | 1820 | lv Mineral Point | | |
| | | | | | | 1826 | lv Cadet | | |
| | | | | | | 1835 | lv Blackwell | | |
| | | | | | | 1850 | lv De Soto | | |
| | | | | | | 1859 | lv Riverside | | |
| | | | | | | 1870 | lv Kimmiswick | | |
| | | | | | | 1875 | lv Jefferson B'ks | | |
| | | | | | | 1877 | lv Broadway | | |
| | | | | | | 1880 | lv Tower Grove | | |
| | | | | | | | lv St. Louis | 8.10 | |
| | | | | | | | lv St. Louis | 8.25 | |
| 1820 | lv Little Rock | 202 | | | 220 | 1711 | lv Poplar Bluff | 4.50 | 6.45 |
| 1822 | lv North Little Rock | | | | | 1724 | lv Hendrickson | | |
| 1834 | lv Jacksonville | | | | | 1731 | lv Williamsville | | |
| 1853 | lv Beebe | | | | | 1742 | lv Mill Spring | | |
| 1859 | lv Kennett | 4.20 | | | | 1744 | lv Leeper | | |
| 1878 | lv Bald Knob | 4.35 | | | | 1750 | lv Piedmont | | |
| 1878 | lv Bald Knob | 4.35 | | | | 1765 | lv North Des Arc | | |
| 1890 | lv New Augusta | 4.55 | | | | 1777 | lv Annapolis | | |
| 1900 | lv McCrory | 5.06 | | | | 1778 | lv Chloride | | |
| 1910 | lv Fair Oaks | f 5.17 | | | | 1788 | lv Glover | | |
| 1923 | lv Wynne | f 5.42 | | | | 1789 | lv Arcadia-Ironton | | |
| 1937 | lv Parkin | 6.01 | | | | 1796 | lv Middlebrook | | |
| 1942 | lv Earle | 6.10 | | | | 1801 | lv Iron Mountain | | |
| 1952 | lv Crawfordville | 6.24 | | | | 1807 | lv Bismarck | | |
| 1959 | lv Memphis | 7.00 | | | | 1816 | lv Ironton | | |
| | | | | | | 1820 | lv Mineral Point | | |
| | | | | | | 1826 | lv Cadet | | |
| | | | | | | 1835 | lv Blackwell | | |
| | | | | | | 1850 | lv De Soto | | |
| | | | | | | 1859 | lv Riverside | | |
| | | | | | | 1870 | lv Kimmiswick | | |
| | | | | | | 1875 | lv Jefferson B'ks | | |
| | | | | | | 1877 | lv Broadway | | |
| | | | | | | 1880 | lv Tower Grove | | |
| | | | | | | | lv St. Louis | 8.10 | |
| | | | | | | | lv St. Louis | 8.25 | |
| 1820 | lv Little Rock | 202 | | | 220 | 1711 | lv Poplar Bluff | 4.50 | 6.45 |
| 1822 | lv North Little Rock | | | | | 1724 | lv Hendrickson | | |
| 1834 | lv Jacksonville | | | | | 1731 | lv Williamsville | | |
| 1853 | lv Beebe | | | | | 1742 | lv Mill Spring | | |
| 1859 | lv Kennett | 4.20 | | | | 1744 | lv Leeper | | |
| 1878 | lv Bald Knob | 4.35 | | | | 1750 | lv Piedmont | | |
| 1878 | lv Bald Knob | 4.35 | | | | 1765 | lv North Des Arc | | |
| 1890 | lv New Augusta | 4.55 | | | | 1777 | lv Annapolis | | |
| 1900 | lv McCrory | 5.06 | | | | | | | |

TABLE
10-28-56

17

**ST. LOUIS — MEMPHIS —
LITTLE ROCK AND LOUISIANA**

| Miles | | 7-103 Daily | 1-131 Daily | Miles | | 132-32 Daily | 116-8 Daily |
|-------|----------------------|----------------|----------------|-------|----------------------|-----------------|----------------|
| 0 | Lv ST. LOUIS | 12.45 | 5.45 | 0 | Lv NEW ORLEANS | 8.35 | |
| 349 | Ar LITTLE ROCK | 10.30 | 12.15 | 194 | Ar Kinder | 1.55 | |
| 0 | Lv LITTLE ROCK | 5.50 | 1.30 | 0 | Lv HOUSTON | 9.05 | |
| 6 | Lv Sweet Home | | | 90 | Lv BEAUMONT | 11.25 | |
| 13 | Lv Wrightsville | | | 173 | Ar Kinder | 1.30 | |
| 18 | Lv Woodson | | | 0 | Lv LAKE CHARLES | 1.05 | |
| 24 | Lv Redfield | | | 26 | Lv Fenton | f 1.42 | |
| 29 | Lv Jefferson Springs | | | 36 | Ar Kinder | 2.10 | |
| 34 | Lv Dexter | | | 36 | Lv Kinder | 2.10 | |
| 43 | Lv PINE BLUFF | 6.55 | 2.40 | 47 | Lv Oberlin | 2.23 | |
| 53 | Lv Noble Lake | | | 61 | Lv Oakdale | 2.43 | |
| 57 | Lv Moscow | | | 73 | Lv Glenmora | f 3.01 | |
| 65 | Lv Grady | 7.18 | | 75 | Lv Long Leaf | f 3.06 | |
| 70 | Lv Varner | | | 79 | Lv Forest Hill | f 3.11 | |
| 75 | Lv Gould | 7.30 | | 87 | Lv Woodworth | f 3.21 | |
| 83 | Lv Dumas | 7.42 | ★3.26 | 98 | Ar ALEXANDRIA | 5.45 | |
| 86 | Lv Pickens | | | 0 | Lv NEW ORLEANS | | 7.50 |
| 91 | Lv Winchester | | | 11 | Lv Avondale | | 8.40 |
| 95 | Lv Tillar | | | 64 | Lv Donaldsonville | | 9.38 |
| 102 | Ar McGehee | 8.05 | 3.50 | 75 | Lv White Castle | | 9.52 |
| 102 | Lv McGehee | 8.20 | 4.05 | 85 | Lv Plaquemine | | 10.08 |
| 110 | Ar Dermott | 8.40 | 4.19 | 90 | Lv Addis | | 10.20 |
| 119 | Lv Jerome | | | 129 | Lv Melville | | |
| 121 | Lv Boydell | | | 163 | Lv Bunkie | | 11.45 |
| 126 | Lv Montrose | 9.10 | 4.45 | 194 | Ar ALEXANDRIA | | 12.30 |
| 130 | Lv Portland | ★9.17 | | 98 | Lv ALEXANDRIA | 4.15 | 4.30 |
| 139 | Lv Parkdale | ★9.28 | | 110 | Lv Simms | | |
| 143 | Lv Wilmot | 9.35 | | 116 | Lv Pollock | | |
| 151 | Lv Jones, La. | | | 136 | Lv Georgetown | 5.08 | 5.24 |
| 155 | Lv Bonita | ★9.52 | | 141 | Lv Tullis | | |
| 161 | Lv Gallion | ★9.59 | | 144 | Lv Urania | | |
| 167 | Lv Mer Rouge | 10.10 | ★5.32 | 160 | Lv Clarks | 5.44 | 5.59 |
| 175 | Lv Collinston | 10.20 | 6.39 | 162 | Lv Grayson | | |
| 195 | Lv MONROE | 11.10 | ★7.13 | 167 | Lv Columbia | ★5.55 | ★6.10 |
| 224 | Lv Columbia | ★11.49 | | 196 | Lv MONROE | 6.45 | 7.10 |
| 229 | Lv Grayson | ★11.56 | | 216 | Lv Collinston | 7.20 | 7.45 |
| 231 | Lv Clarks | ★12.01 | 7.23 | 224 | Lv Mer Rouge | ★7.28 | 7.54 |
| 247 | Lv Urania | | | 230 | Lv Gallion | | 8.03 |
| 250 | Lv Tullis | | | 236 | Lv Bonita | | 8.11 |
| 255 | Lv Georgetown | 12.38 | 7.57 | 240 | Lv Jones, La. | | 8.16 |
| 275 | Lv Pollock | | | 248 | Lv Wilmot, Ark. | | ★8.28 |
| 281 | Lv Simms | | | 252 | Lv Parkdale | | 8.35 |
| 293 | Ar ALEXANDRIA | 1.40 | 8.55 | 261 | Lv Portland | | ★8.46 |
| 293 | Lv ALEXANDRIA | 2.00 | | 265 | Lv Montrose | 8.14 | 8.51 |
| 324 | Lv Bunkie | 2.40 | | 270 | Lv Boydell | | 9.02 |
| 358 | Lv Melville | | | 272 | Lv Jerome | | |
| 397 | Lv Addis | 3.59 | | 281 | Ar Dermott | 8.40 | 9.15 |
| 402 | Lv Plaquemine | 4.08 | | 289 | Ar McGehee | 8.50 | 9.30 |
| 412 | Lv White Castle | | | 289 | Lv McGehee | 9.00 | 9.35 |
| 423 | Lv Donaldsonville | 4.33 | | 296 | Lv Tillar | | |
| 476 | Lv Avondale | 5.30 | | 300 | Lv Winchester | | |
| 487 | Ar NEW ORLEANS | 6.15 | | 305 | Lv Pickens | | |
| 293 | Lv ALEXANDRIA | | 9.20 | 308 | Lv Dumas | 9.24 | 10.01 |
| 304 | Lv Woodworth | | f 9.40 | 316 | Lv Gould | | 10.12 |
| 312 | Lv Forest Hill | | f 9.48 | 321 | Lv Varner | | |
| 315 | Lv Long Leaf | | f 9.52 | 326 | Lv Grady | | 10.27 |
| 318 | Lv Glenmora | | 9.57 | 334 | Lv Moscow | | |
| 330 | Lv Oakdale | | 10.12 | 338 | Lv Noble Lake | | |
| 344 | Lv Oberlin | | 10.31 | 348 | Lv PINE BLUFF | 10.15 | 11.00 |
| 355 | Ar Kinder | | 11.01 | 357 | Lv Dexter | | ★11.17 |
| 355 | Lv Kinder | | 11.01 | 362 | Lv Jefferson Springs | | |
| 365 | Lv Fenton | | f 11.12 | 367 | Lv Redfield | | |
| 391 | Ar LAKE CHARLES | | 12.15 | 373 | Lv Woodson | | |
| 355 | Lv Kinder | | 1.30 | 378 | Lv Wrightsville | | |
| 549 | Ar NEW ORLEANS | | 7.15 | 385 | Lv Sweet Home | | |
| 355 | Lv Kinder | | 1.55 | 391 | Ar LITTLE ROCK | 11.15 | 12.15 |
| 438 | Ar BEAUMONT | | 3.50 | 391 | Lv LITTLE ROCK | 11.50 | 3.35 |
| 528 | Ar HOUSTON | | 6.10 | 740 | Ar ST. LOUIS | 7.50 | 11.00 |

The Galveston Daily News Who Pays and Why?

THE GOVERNMENT estimates that federal taxes paid by the nation's railroads for 1956 amount to approximately \$1.3 billion, or more than \$3 million a day.

That is the formidable contribution to government by one of the country's basic business enterprises, one that is operated under stringent federal regulation through the Interstate Commerce Commission.

Perhaps no other big business operation in the nation sees as much of its tax contribution utilized in the construction and maintenance of facilities directly in competition with its source of revenue as do the railroads. To be more specific, much of the tax revenue obtained from railroads will go to help pay for the new 40,000-mile federal highway program which will accommodate more direct competition for rail lines.

That is a very bitter pill for the railroads to swallow, in view of the competition they face and the business they have lost because of trucking and auto passenger travel. But this competition is in addition to that of subsidized inland waterways.

Because of the steady growth of highway trucking, with ever-increasing load limits and hauling capacities, the highway builders must provide more costly road designs in the interest of safety and to protect roads against immediate deterioration from the pounding of trucks bearing heavy freight.

As heavy trucking increases, the heavy pounding of vans—some the size of railway boxcars—takes its toll of damage which calls for costly maintenance and repairs. The only solution ventured so far is in the building of more durable highways and that costs large sums. The burden of highway projects is borne by the taxpayers, and that includes the railroads with their huge contributions.

So it is that the railroads take a competitive and financial beating of such severity their survival is threatened. Such a situation is a threat to the nation's security, since there is no substitute for railroad service in time of a military or economic emergency.

TABLE
9-1-56

18

MEMPHIS — LITTLE ROCK — HOT SPRINGS

| | 219 Daily | 201-831 Daily |
|----------------|--------------|------------------|
| Lv MEMPHIS | 8.00 | 8.30 |
| Ar Little Rock | 11.05 | 11.45 |
| Lv Little Rock | 11.20 | 2.30 |
| Benton | 11.44 | 3.05 |
| Ar HOT SPRINGS | 12.45 | 4.00 |
| | 220 Daily | 832-202 Daily |
| Lv HOT SPRINGS | 2.00 | 8.00 |
| Benton | 2.45 | 8.50 |
| Ar Little Rock | 3.15 | 9.25 |
| Lv Little Rock | 3.45 | 3.30 |
| Ar MEMPHIS | 7.00 | 7.00 |

f—Stops on signal.

★—Stops to receive or discharge revenue passengers.

Hot Springs Arkansas

AMERICA'S FIRST NATIONAL PARK

HISTORIC
LANDMARKS
IN THE
MO. PAC. EMPIRE



VISITORS enjoying the many modern attractions of Hot Springs National Park may well be pardoned if they overlook the interesting historical background of Arkansas' popular playground resort. In 1957, Hot Springs observes the 125th anniversary of its establishment in 1832 as a national park but its history antedates that significant event by many centuries.

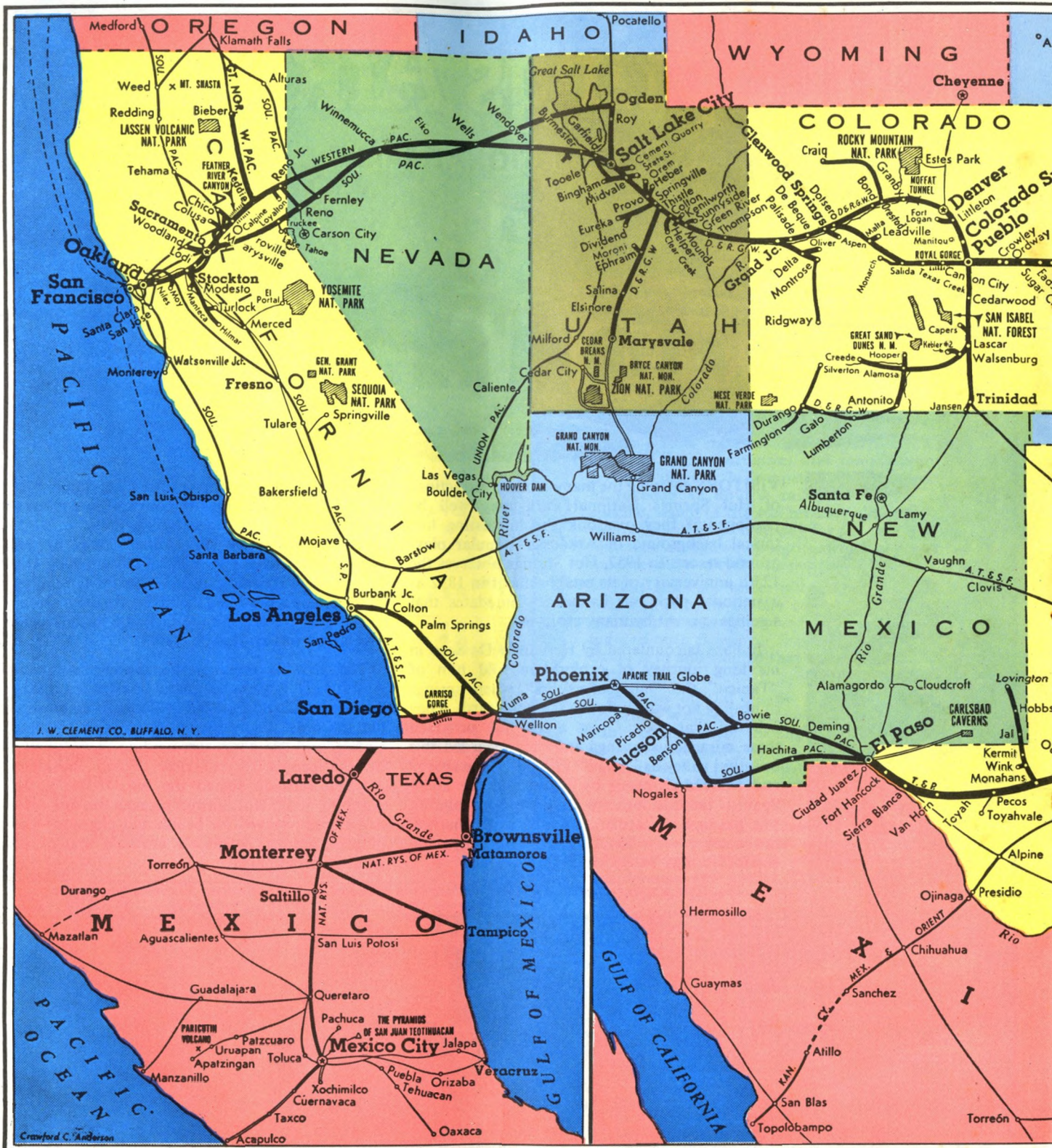
Indians encountered by Hernando De Soto in his long journey of exploration told him of "Tanico", the "valley of vapors", where springs of healing hot waters flowed from the earth. They believed that their Great Spirit had provided these miraculous springs and they regarded this beautiful valley as "neutral ground" to be shared and enjoyed in peace by friend and foe alike. Spanish records indicate that De Soto himself was the first white man to bathe in the natural hot water pools when his expedition penetrated to Hot Springs Valley in 1541.

In Spain's domain by virtue of De Soto's discovery the Hot Springs region was in the area later claimed for France by La Salle in 1682. It was acquired by the United States in the Louisiana Purchase in 1803 and visited by the Dunbar and Hunter expedition in 1804. Manuel Pludhomme established the first permanent settlement there in 1807 and the earliest Spa treatment institution was erected in 1830.

The growing fame of the springs prompted Ambrose H. Sevier, Arkansas' first United States Senator, to introduce a bill in Congress empowering the federal government to reserve the hot springs and 945 acres surrounding them for use by the people for all time. When President Andrew Jackson signed the bill, H.R.274, on April 20, 1832, Hot Springs became the first area to be thus reserved for health and pleasure—the pioneer among America's enviable system of great national parks.

No. 10 in a series devoted to historic landmarks in Missouri Pacific's Western, Southwestern Empire





The State Capitols on Missouri Pacific's Diner Service Plate



ATEN ACRE landscaped park adjoining the business district of Topeka provides the setting for Kansas' classic-style Capitol, similar in design to the United States Capitol, with four wings extending in the form of a Greek cross from the high-domed central rotunda. Referred to by Kansans as the "State House," the building houses the executive and legislative branches of government and also the State Library.

Construction of the east wing of the Capitol was started in October, 1866, from plans submitted by John G. Haskell and E. Townsend Mix of Lawrence, Kansas. This first section was occupied in December, 1869, and the west wing, a replica of the first, was added in 1880. Work started on the rotunda and the north and south wings in 1883, but the completed building was not formally accepted by the state until 1903.

John F. Stanton, the State Architect, designed the copper-capped dome which rises to a height of 304 feet. The dome is topped by a lantern cupola and balustrade platform from which visitors enjoy an impressive view of the capital city.

The rotunda is decorated with murals depicting Religion, Knowledge, Temperance, Plenty, Peace and Power. Paintings symbolic of Kansas' pioneer days adorn other interior walls of the building. The Senate chamber in the Capitol is noted for the beauty of its Florentine columns and pilasters, embellished with an ivy, morning glory and rose design in hand-hammered copper.

Of interest on the Capitol grounds are the Abraham Lincoln and Pioneer Mother statues, both the works of Merrell Gage. The Lincoln monument was the first in the state executed by a Kansas-born sculptor.



KANSAS

TABLE 8-19-56

21

ST. LOUIS — MEMPHIS — HOUSTON — CORPUS CHRISTI — HARLINGEN — BROWNSVILLE

| Miles | | 21-201 121-321 Daily | 315 Daily | Miles | | 322 122-22- 202 Daily | 316 Daily |
|-------|------------------|----------------------------|--------------|-------|------------------|--------------------------------|--------------|
| 0 | Lv ST. LOUIS | 5.30 | | 0 | Lv BROWNSVILLE | 7.00 | 8.45 |
| 28 | Lv MEMPHIS | 8.30 | | 9 | Lv Olmito | | |
| 816 | Ar HOUSTON | 10.40 | | 19 | Lv San Benito | 7.26 | 9.12 |
| 0 | Lv HOUSTON | 11.30 | 9.40 | 24 | Ar HARLINGEN | 7.45 | 9.25 |
| 28 | Lv Algoa | f 12.08 | f 10.30 | 24 | Lv HARLINGEN | 7.45 | 9.45 |
| 38 | Lv Liverpool | | | 30 | Lv Combes | | |
| 44 | Lv Danbury | f 12.23 | | 36 | Lv Sebastian | | |
| 51 | Lv Angleton | 12.33 | 10.55 | 41 | Lv Lyford | | |
| 55 | Lv Edmonds | | | 46 | Lv Raymondville | 8.13 | 10.21 |
| 63 | Lv Brazoria | 12.45 | 11.12 | 60 | Lv Rudolph | | |
| 71 | Lv Sweeney | 12.56 | 11.24 | 67 | Lv Norias | | |
| 80 | Lv Allenhurst | | | 77 | Lv Armstrong | ★ 8.47 | ★ 11.02 |
| 88 | Lv Bay City | 1.20 | 11.50 | 97 | Lv Sarita | 9.11 | |
| 96 | Lv Buckeye | | | 102 | Lv Riviera | | |
| 102 | Lv Elmaton | | | 111 | Lv Ricardo | | |
| 107 | Lv Blessing | ★ 1.47 | 12.14 | 118 | Ar Kingsville | 9.35 | 11.59 |
| 114 | Lv Francitas | | | 118 | Lv Kingsville | 9.40 | 12.10 |
| 122 | Lv Laward | f 2.04 | | 124 | Lv Bishop | 9.50 | 12.20 |
| 127 | Lv Lolita | | | 131 | Lv Driscoll | | |
| 131 | Lv Vanderbilt | 2.16 | 12.45 | 141 | Lv Robstown | 10.12 | 12.50 |
| 136 | Lv LaSalle | | | 148 | Lv Calallen | | |
| 147 | Lv Placedo | f 2.36 | | 154 | Ar ODEM | 10.35 | 1.10 |
| 152 | Lv Bloomington | 2.44 | 1.14 | 0 | Lv CORP. CHRISTI | 10.05 | |
| 162 | Lv McFaddin | ★ 2.56 | | 17 | Ar ODEM | 10.30 | |
| 166 | Lv Inari | | | 154 | Lv ODEM | 10.45 | 1.30 |
| 173 | Lv Vidauri | | | 162 | Lv Sinton | 10.57 | 1.52 |
| 178 | Lv Greta | | | 168 | Lv Ewelder | | |
| 186 | Lv Refugio | 3.28 | 1.59 | 173 | Lv Cranell | | |
| 192 | Lv Woodsboro | 3.36 | 2.07 | 179 | Lv Woodsboro | f 11.18 | 2.25 |
| 198 | Lv Cranel | | | 185 | Lv Refugio | 11.27 | 2.37 |
| 203 | Lv Ewelder | | | 193 | Lv Greta | | |
| 209 | Lv Sinton | 3.59 | 2.35 | 198 | Lv Vidauri | | |
| 217 | Ar ODEM | 4.20 | 2.45 | 205 | Lv Inari | | |
| 217 | Lv ODEM | 4.35 | | 209 | Lv McFaddin | ★ 11.53 | |
| 234 | Ar CORP. CHRISTI | 5.15 | | 219 | Lv Bloomington | 12.04 | 3.22 |
| 217 | Lv ODEM | 4.30 | 3.05 | 224 | Lv Placedo | f 12.10 | |
| 223 | Lv Calallen | | | 235 | Lv LaSalle | | |
| 230 | Lv Robstown | 4.50 | 3.35 | 240 | Lv Vanderbilt | 12.27 | 3.50 |
| 240 | Lv Driscoll | | | 244 | Lv Lolita | | |
| 247 | Lv Bishop | 5.09 | 3.55 | 249 | Lv Laward | f 12.39 | |
| 253 | Ar Kingsville | 5.20 | 4.10 | 257 | Lv Francitas | | |
| 253 | Lv Kingsville | 5.25 | 4.20 | 264 | Lv Blessing | 12.56 | |
| 260 | Lv Ricardo | | | 269 | Lv Elmaton | | |
| 269 | Lv Riviera | | | 275 | Lv Buckeye | | |
| 274 | Lv Sarita | f 5.52 | | 283 | Lv Bay City | 1.25 | 5.00 |
| 294 | Lv Armstrong | ★ 6.14 | ★ 5.17 | 291 | Lv Allenhurst | | |
| 304 | Lv Norias | | | 300 | Lv Sweeney | 1.43 | ★ 5.22 |
| 311 | Lv Rudolph | | | 308 | Lv Brazoria | 1.55 | f 5.35 |
| 325 | Lv Raymondville | 6.50 | 6.00 | 316 | Lv Edmonds | | |
| 330 | Lv Lyford | | 6.07 | 320 | Lv Angleton | 2.08 | f 5.55 |
| 335 | Lv Sebastian | 7.02 | | 327 | Lv Danbury | f 2.18 | f 6.04 |
| 341 | Lv Combes | | | 333 | Lv Liverpool | | |
| 347 | Ar HARLINGEN | 7.35 | 6.30 | 343 | Lv Algoa | f 2.35 | f 6.30 |
| 347 | Lv HARLINGEN | 7.35 | 6.50 | 371 | Ar HOUSTON | 3.25 | 7.30 |
| 352 | Lv San Benito | 7.50 | | 371 | Lv HOUSTON | 4.15 | |
| 362 | Lv Olmito | | | 987 | Ar MEMPHIS | 7.00 | |
| 371 | Ar BROWNSVILLE | 8.25 | 7.55 | 1187 | Ar ST. LOUIS | 8.25 | |

TABLE 11-20-55

22

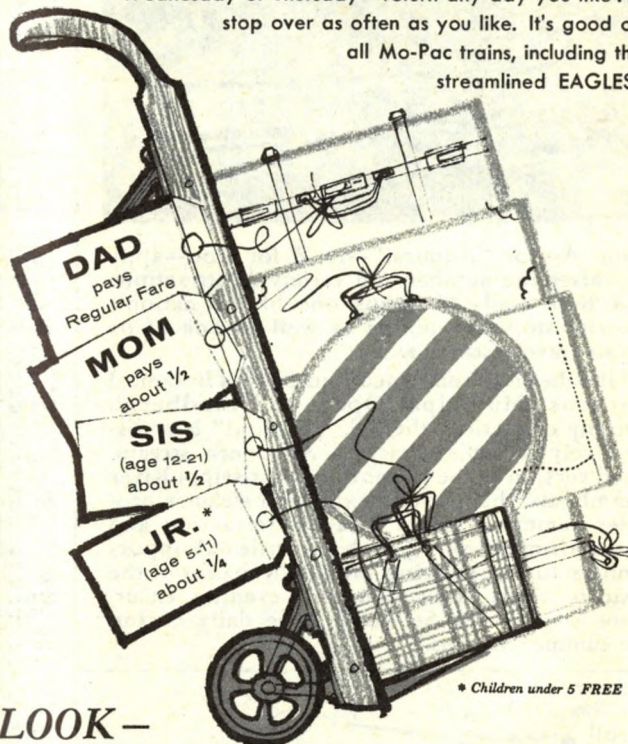
ST. LOUIS — MEMPHIS — EL DORADO

| Miles | | 1-31- 821 Daily | Miles | | 822- 32 Daily |
|-------|-------------------|-----------------------|-------|-------------------|---------------------|
| | Lv ST. LOUIS | 5.30 | 0 | Lv EL DORADO | 6.30 |
| | Ar LITTLE ROCK | 12.15 | 9 | Lv Norphlet | 6.43 |
| | Lv MEMPHIS | 8.30 | 14 | Lv Smackover | 6.57 |
| | Ar LITTLE ROCK | 11.45 | 19 | Lv Louann | f 7.02 |
| | Lv LITTLE ROCK | 12.55 | 33 | Lv Camden | f 7.37 |
| | Ar Gurdon | 2.40 | 41 | Lv Lesfer | f 7.48 |
| 0 | Lv Gurdon | 5.15 | 48 | Lv Chidester | 8.05 |
| 7 | Lv Whelen Springs | f 5.27 | 55 | Lv Reader | f 8.18 |
| 12 | Lv Reader | f 5.35 | 60 | Lv Whelen Springs | f 8.26 |
| 19 | Lv Chidester | 5.47 | 67 | Ar Gurdon | 8.45 |
| 26 | Lv Lester | f 5.59 | 67 | Lv Gurdon | 9.20 |
| 34 | Lv Camden | 6.20 | 148 | Ar LITTLE ROCK | 11.05 |
| 48 | Lv Louann | f 6.43 | 148 | Lv LITTLE ROCK | 3.30 |
| 53 | Lv Smackover | 6.55 | 297 | Ar MEMPHIS | 7.00 |
| 58 | Lv Norphlet | 7.05 | 148 | Lv LITTLE ROCK | 11.50 |
| 67 | Ar EL DORADO | 7.30 | 497 | Ar ST. LOUIS | 7.50 |

f—stops on signal. ★—stops to receive or discharge revenue passengers.

Go Mo-Pac Family Plan Save up to half the fare!

You'll save up to half your travel dollars when you go Mo-Pac Family Plan! Leave any Monday, Tuesday, Wednesday or Thursday—return any day you like... stop over as often as you like. It's good on all Mo-Pac trains, including the streamlined EAGLES.



LOOK—
at The Savings That Can Be Made

ROUND TRIP COACH FARES
(Including 10% Federal Tax)

REGULAR FARE FAMILY FARE SAVINGS

Between

| | | | |
|--|----------|----------|----------|
| Memphis, Tenn., and Los Angeles, Calif.. | \$379.44 | \$254.71 | \$124.73 |
| Omaha, Nebr., and St. Louis, Mo..... | 80.29 | 54.84 | 25.45 |
| St. Louis, Mo., and San Antonio, Tex... | 183.47 | 125.29 | 58.18 |
| San Antonio, Tex., and Memphis, Tenn. | 146.90 | 100.27 | 46.63 |
| Dallas, Tex., and Chicago, Ill..... | 182.32 | 124.41 | 57.91 |
| Ft. Worth, Tex., and St. Louis, Mo..... | 129.96 | 88.72 | 41.24 |
| Houston, Tex., and St. Louis, Mo..... | 171.71 | 117.26 | 54.45 |
| Kansas City, Mo., and Denver, Colo... | 120.89 | 82.50 | 38.39 |
| Little Rock, Ark., and El Paso, Tex.... | 205.13 | 139.98 | 65.15 |
| New Orleans, La., and San Francisco, Calif..... | 379.44 | 276.60 | 102.84 |
| Wichita, Kans., and Colorado Springs, Colo..... | 92.02 | 62.87 | 29.15 |

EXAMPLES SHOWN are for a family of four, including father, mother and two children—one 12 to 21 years old, one 5 to 11 years old.

TABLE
10-28-56

23

**NEW ORLEANS — BEAUMONT — HOUSTON —
RIO GRANDE VALLEY**

| Miles | | 303-315 Daily | 309-321 Daily | Miles | | 322-310 Daily | 316-304 Daily |
|-------|--------------------------------|---------------|---------------|-------|--------------------------------|---------------|---------------|
| 0 | Lv NEW ORLEANS (Union Station) | 8.35 | 10.10 | 0 | Lv BROWNSVILLE | 7.00 | 8.45 |
| 4 | Lv (Carrollton Ave.) | 8.45 | 10.20 | 25 | Lv HARLINGEN | 7.45 | 9.45 |
| 38 | Lv Garyville | 9.28 | 11.03 | 137 | Lv CORPUS CHRISTI | 10.05 | 12.30 |
| 43 | Lv Lutchter | 9.34 | 11.09 | 372 | Ar HOUSTON | 3.25 | 7.30 |
| 51 | Lv Convent | 9.43 | 11.18 | 0 | Lv HOUSTON | 9.35 | 9.05 |
| 62 | Lv Burnside | 9.56 | 11.31 | 13 | Lv Dyersdale | | |
| 90 | Lv BATON ROUGE | 10.45 | 12.20 | 21 | Lv Harmaston | | |
| 95 | Lv Anchorage | 11.22 | 12.57 | 27 | Lv Huffman | | f 9.47 |
| 99 | Lv Westover | | | 31 | Lv Eastgate | | |
| 107 | Lv Erwinville | f11.34 | | 42 | Lv Kenefick | | |
| 117 | Lv Livonia | f11.46 | | 50 | Lv Hardin | | f10.14 |
| 122 | Lv Lottie | 11.53 | ★ 1.26 | 55 | Lv Hull | ★10.48 | 10.20 |
| 129 | Lv Krotz Springs | 12.07 | | 61 | Lv Strain | | |
| 141 | Lv Port Barre | 12.24 | f 1.56 | 69 | Lv Grayburg | ★11.02 | 10.40 |
| 148 | Lv Opelousas | 12.32 | 2.04 | 76 | Lv Westbury | | |
| 155 | Lv Lawtell | | | 89 | Ar BEAUMONT | 11.35 | 11.15 |
| 169 | Lv Eunice | 1.06 | 2.52 | 89 | Lv Elton | 11.45 | 11.25 |
| 179 | Lv Basile | 1.20 | ★ 3.07 | 106 | Lv Mauriceville | f12.05 | 11.45 |
| 185 | Lv Elton | 1.28 | ★ 3.14 | 136 | Lv De Quincy | 12.45 | 12.30 |
| 195 | Ar Kinder | 1.55 | 3.35 | 148 | Lv Ragley | | f |
| 195 | Lv Kinder | 1.55 | 3.35 | 160 | Lv Reaves | | ★1.02 |
| 201 | Lv Le Blanc | | | 166 | Lv Le Blanc | | |
| 207 | Lv Reaves | ★ 2.12 | | 172 | Ar Kinder | 1.30 | 1.30 |
| 219 | Lv Ragley | f | | 172 | Lv Elton | 1.30 | 1.30 |
| 231 | Lv DeQuincy | 2.50 | 4.30 | 182 | Ar Elton | ★ 1.41 | 1.50 |
| 261 | Lv Mauriceville | 3.25 | f 5.05 | 188 | Lv Basile | ★ 1.47 | 1.58 |
| 278 | Ar BEAUMONT | 3.50 | 5.30 | 198 | Lv Eunice | 2.05 | 2.26 |
| 278 | Lv BEAUMONT | 4.00 | 5.40 | 212 | Lv Lawtell | | |
| 291 | Lv Westbury | | | 219 | Lv Opelousas | 2.35 | 3.03 |
| 298 | Lv Grayburg | 4.34 | ★ 6.14 | 226 | Lv Port Barre | | 3.13 |
| 306 | Lv Strain | | | 238 | Lv Krotz Springs | | 3.31 |
| 312 | Lv Hull | 4.50 | ★ 6.28 | 245 | Lv Lottie | ★ 3.10 | 3.48 |
| 317 | Lv Hardin | f 4.58 | | 250 | Lv Livonia | | f 3.56 |
| 325 | Lv Kenefick | | | 260 | Lv Erwinville | | f 4.09 |
| 336 | Lv Eastgate | | | 268 | Lv Westover | | |
| 340 | Lv Huffman | f 5.24 | | 272 | Lv Anchorage | 3.45 | 4.23 |
| 346 | Lv Harmaston | | | 277 | Ar BATON ROUGE | 4.20 | 5.00 |
| 354 | Lv Dyersdale | | | 305 | Ar Burnside | 5.03 | 5.43 |
| 367 | Ar HOUSTON | 6.10 | 7.50 | 316 | Ar Convent | 5.14 | 5.54 |
| | | | | 324 | Ar Lutchter | 5.22 | 6.02 |
| 367 | Lv HOUSTON | 9.40 | 11.30 | 329 | Ar Garyville | 5.28 | 6.08 |
| 602 | Ar CORPUS CHRISTI | | 5.15 | 363 | Ar (Carrollton Ave.) | 6.26 | 6.57 |
| 714 | Ar HARLINGEN | 6.30 | 7.35 | 367 | Ar NEW ORLEANS (Union Station) | 6.40 | 7.15 |
| 739 | Ar BROWNSVILLE | 7.55 | 8.25 | | | | |

TABLE
10-28-56

24

HOUSTON — BAYTOWN

Lv. Houston (MK Yard) 5:20 p. m., daily.
Lv. Baytown 4:10 p. m., daily.
Running time between Houston (MK Yard) and Baytown 1 hr. 5 min.

TABLE
11-20-55

25

HELENA — McGEHEE

| Miles | | 335 Daily | Miles | | 334 Daily |
|-------|--------------|-----------|-------|--------------|-----------|
| 0 | Lv HELENA | 5.40 | 0 | Lv McGEHEE | 9.30 |
| 13 | Lv Lexa | 6.01 | 6 | Lv McArthur | f 9.37 |
| 23 | Lv Oneida | 6.23 | 21 | Lv Watson | f 9.58 |
| 35 | Lv Elaine | 6.42 | 27 | Lv Medina | f10.07 |
| 44 | Lv Mellwood | 6.56 | 30 | Lv Benzal | f |
| 58 | Lv Snow Lake | 7.14 | 33 | Lv Mozart | f10.17 |
| 64 | Lv Mozart | f 7.24 | 39 | Lv Snow Lake | 10.26 |
| 67 | Lv Benzal | f | 53 | Lv Mellwood | 10.44 |
| 70 | Lv Medina | f 7.32 | 62 | Lv Elaine | 10.56 |
| 76 | Lv Watson | f 7.46 | 74 | Lv Oneida | 11.11 |
| 91 | Lv McArthur | f 8.07 | 84 | Lv Lexa | 11.32 |
| 97 | Ar McGehee | 8.20 | 97 | Ar HELENA | 11.59 |

f—Stops on signal.
★—Stops to receive or discharge revenue passengers.
T—Stops for revenue passengers to or from Opelousas and points beyond.

2

**Trains
Each Way
Every Day**

Between

**New Orleans
Baton Rouge
Beaumont
Houston**

Missouri Pacific offers overnight and daylight service westbound and eastbound between New Orleans and Houston. You can enjoy a smooth, relaxing daylight ride on The ORLEANEAN or a restful, refreshing, overnight journey aboard The HOUSTONIAN, with an assurance of comfortable, modern diesel-powered train accommodations whichever you choose. Both trains afford direct connections too—at New Orleans from and to the Southeast, at Houston for Corpus Christi and the Rio Grande Valley.



No
Extra
Fare

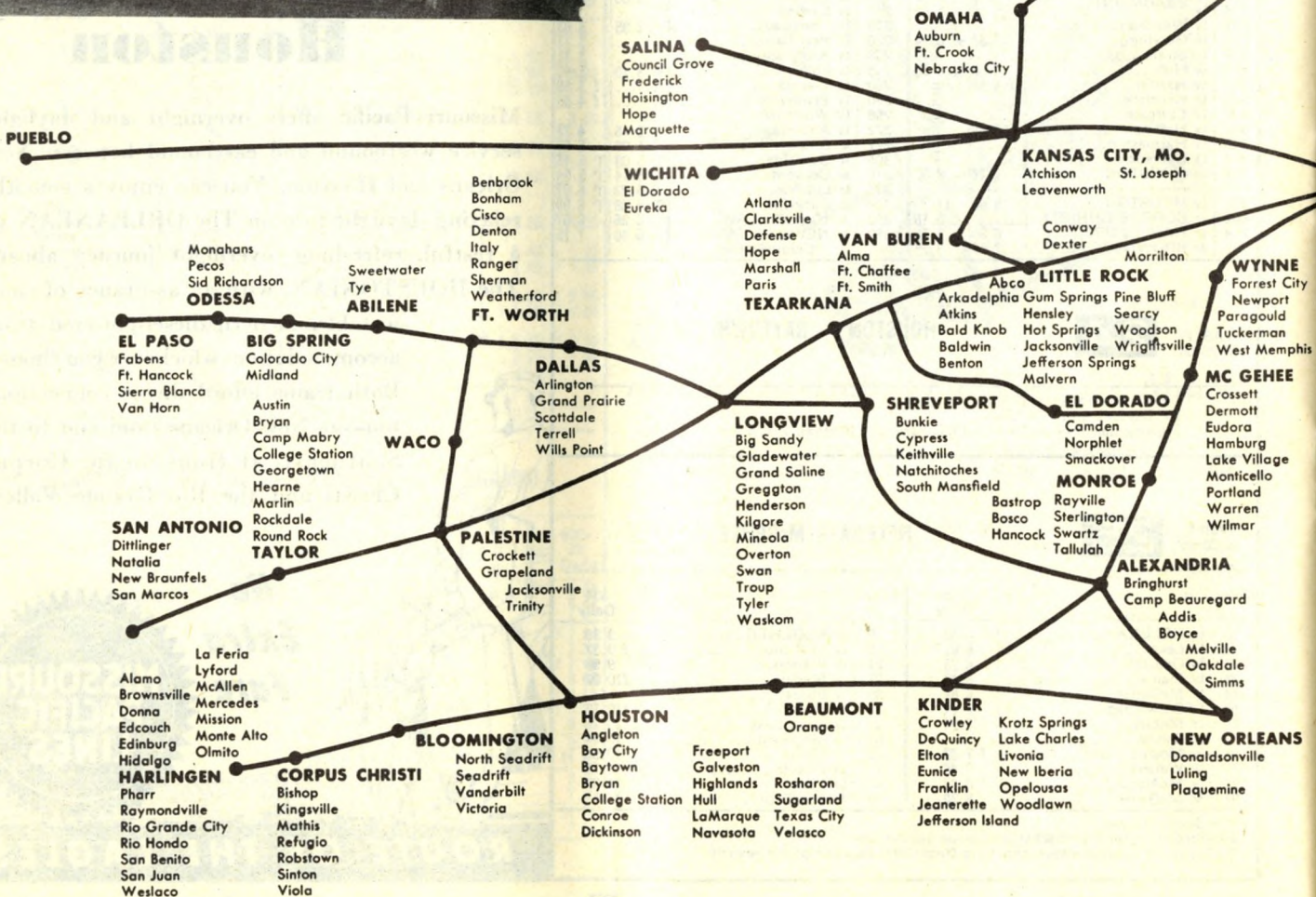
**MISSOURI
PACIFIC
LINES**

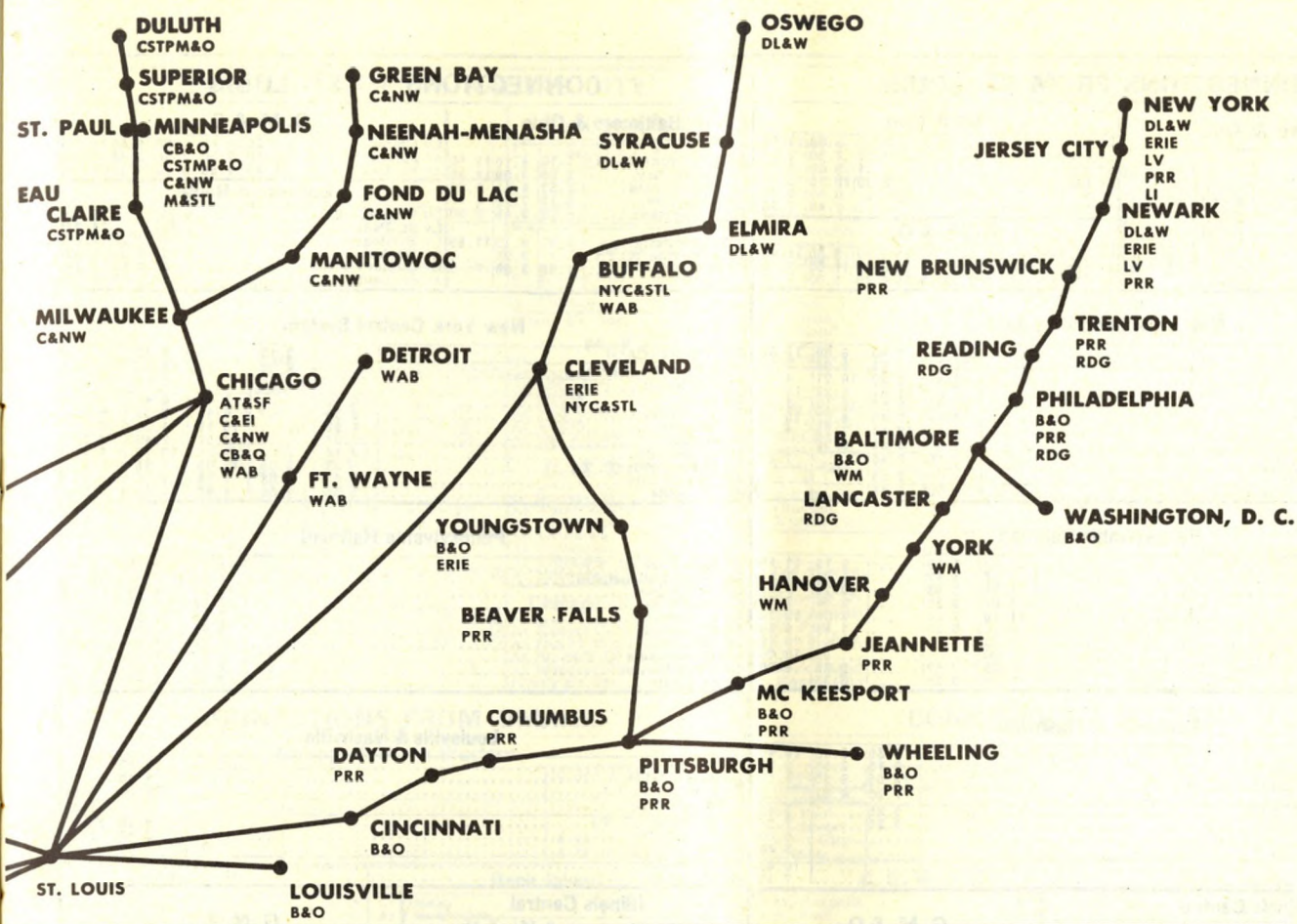
ROUTE OF THE EAGLES

TERRITORY COVERED BY MISSOURI PACIFIC'S TRUCK-RAIL SERVICE (Trailer-on-Flat Car)



Cities shown in **BOLD FACE** type on lower portion of map on this page have loading and unloading ramps. Other stations listed are served by Missouri Pacific Freight Transport and Texas & Pacific Motor Transport trucks from and to ramp points.





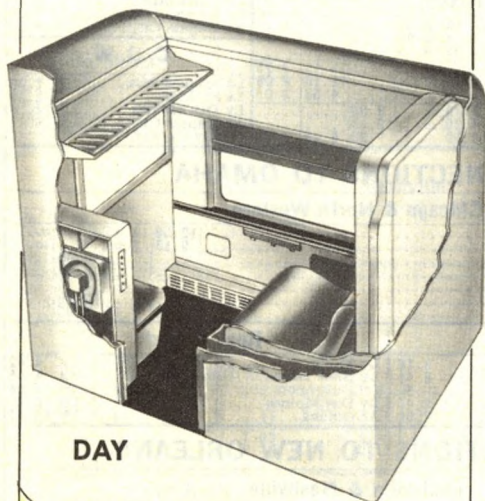
Northern and eastern cities served by Missouri Pacific's interline trailer-on-flat car operations are shown in upper portion of this map. Connecting railroads also are shown. For complete information about Missouri Pacific's TRUCK-RAIL to, from and through the West-Southwest call on any Missouri Pacific freight traffic representative—listed on Pages 41 and 42 in this folder.

The Missouri Pacific Lines Offer You . . .

These Accommodations Are Available in 14 Roomette, 4 Double Bedroom Cars; 10 Roomette, 6 Double Bedroom; 14 Roomette, 2 Double Bedroom, 1 Drawing Room Cars, and in 5 Double Bedroom-Lounge Cars

THE ROOMETTE

An increasingly popular accommodation for the individual traveler. Provides a completely enclosed room with private toilet facilities, washstand, wardrobe locker. Other convenience and comfort features include circulating ice water, thermostatic air-conditioning and heat controls, full length mirror, electric razor outlet, shoe locker and spacious luggage rack.



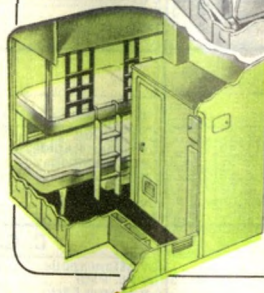
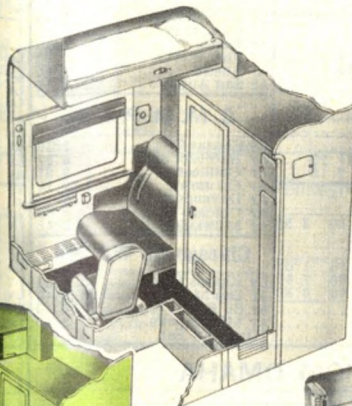
DAY



NIGHT

THE BEDROOM


DAY →



NIGHT ←

THE DOUBLE BEDROOM for one or two persons provides lower and upper bed, enclosed toilet and lavatory facilities, separate air-conditioning and temperature controls, running ice water, wardrobe locker, full length mirror, electric razor outlet, shoe locker and ample luggage space. Opening the partition between two adjoining double bedrooms forms the **BEDROOM SUITE** illustrated below, providing the facilities of two double bedrooms with two lower and two upper beds, two enclosed toilets, etc.

THE BEDROOM SUITE




↑ DAY

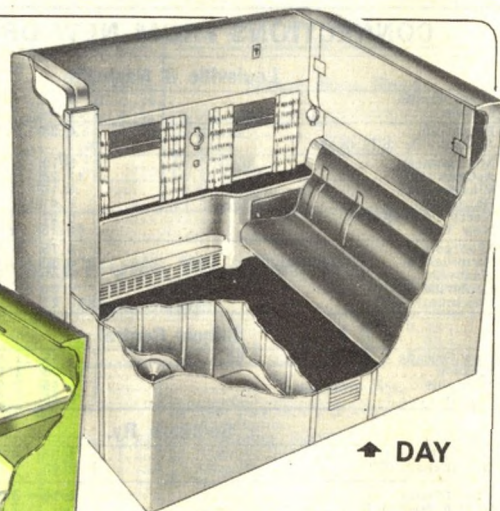
↑ NIGHT

THE DRAWING ROOM

A spacious and luxurious living room during daylight hours with two full length beds and upper berth for sleeping accommodations at night. The private lavatory and toilet facilities are completely enclosed. These new type drawing rooms also provide fan; circulating ice water;



↑ NIGHT



↑ DAY

individually controlled light, ventilation, air-conditioning and heat; shoe locker; a large wardrobe and ample storage space for luggage.



... A Selection of Pullman Accommodations

The Accommodations Illustrated Below Are Provided in 6-Section,
6 Roomette, 4 Double Bedroom Cars


THE BEDROOM

THE DOUBLE BED ROOM for one or two persons provides lower and upper bed, separate toilet and lavatory facilities,

DAY →



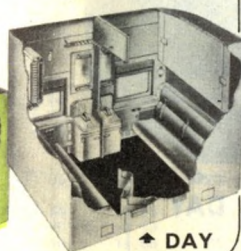
NIGHT
←



NIGHT →

ties, air-conditioning and temperature controls, full length mirror, clothes locker, razor outlet, shoe locker and ample luggage space. Opening the partition between adjoining double bedrooms forms the **BEDROOM SUITE** illustrated below, providing the facilities of two double bedrooms with two lower and two upper beds, two toilets, etc.

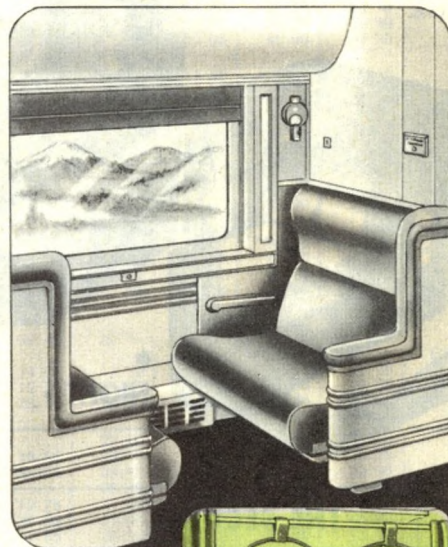
THE BEDROOM SUITE



DAY

THE SECTION

Combines lower and upper berths, each a sleep-inviting bed with convenient lights, clothes hangers, shelf or hammock for sundry articles, and a bell to summon the porter at any hour. For daytime travel the section provides a pair of roomy, soft-cushioned lounge seats.




DAY →

UPPER
AT NIGHT →



THE ROOMETTE

A private, completely enclosed room designed for the individual traveler. Contains a pre-made bed that folds into the wall. Also provides private toilet facilities, washstand, mirrored




DAY



NIGHT

cabinet for toilet articles, clothes locker, shoe locker, ample luggage space and individually controlled ventilation, air-conditioning, heat and light.




LOWER
AT NIGHT
←

The Missouri Pacific Lines Offer You A Selection of Pullman Accommodations

On Trains Other Than The Streamlined Eagles

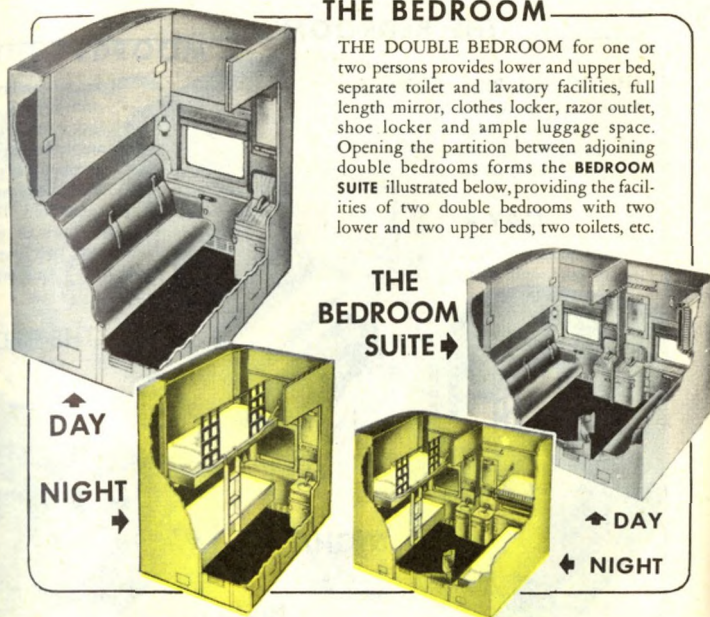
THE DRAWING ROOM

The ideal accommodation for family groups. A spacious private living room by day, at night it provides two beds and an easily accessible upper berth. Toilet and lavatory are enclosed and completely private.





THE BEDROOM

THE DOUBLE BEDROOM for one or two persons provides lower and upper bed, separate toilet and lavatory facilities, full length mirror, clothes locker, razor outlet, shoe locker and ample luggage space. Opening the partition between adjoining double bedrooms forms the **BEDROOM SUITE** illustrated below, providing the facilities of two double bedrooms with two lower and two upper beds, two toilets, etc.




THE SECTION



Includes upper and lower berths, both providing a comfortable, sleep-inviting bed. In daytime, section offers two commodious, soft-cushioned reserved seats.

THE COMPARTMENT

A private room with comfortable, soft-cushioned seats for day use. Sleeping accommodations include bed and upper berth. Individual toilet and lavatory.



ACCOMMODATIONS ILLUSTRATED ARE PROVIDED IN

- 12 Section, 1 Drawing Room Cars
-
- 10 Section, 1 Drawing Room, 2 Compartment Cars
-
- 8 Section, 1 Drawing Room, 2 Compartment Cars
-
- 8 Section, 5 Double Bedroom Cars
-
- 8 Section, 1 Drawing Room, 3 Double Bedroom Cars
-

RAIL AND PULLMAN FARES

The Fares shown herein are those effective on May 1, 1957, and do not reflect any increase that may be authorized at a later date. These Railroad and Pullman fares are published as information only, are subject to change without notice and do not include 10% Federal and 2% Missouri taxes.

| | RAILROAD FARES | | | | PULLMAN FARES (One Way) IN STANDARD CARS | | | | | | | | | |
|----------------------------|----------------|----------------|-------------|----------------|--|-------------|---------------------|---------------------|-----------------------|------------------------|---------------------------------|-------------------------|----------------------------------|-----------|
| | In Coaches | | In Pullmans | | Lower Berth | Upper Berth | Roomette One Person | Bed Room One Person | ①Bed Room Two Persons | Compartment One Person | Compartment Two or More Persons | Drawing Room One Person | Drawing Room Two or More Persons | Seat Fare |
| | One Way | 6 Months R. T. | One Way | 6 Months R. T. | | | | | | | | | | |
| TEXARKANA, ARK., TO | | | | | | | | | | | | | | |
| Chicago..... Ill. | \$23.18 | \$41.75 | \$32.21 | \$58.00 | \$ 9.95 | \$ 7.55 | \$13.80 | \$18.90 | \$21.90 | \$19.90 | \$23.85 | \$27.40 | \$33.35 | \$..... |
| Houston..... Tex. | 9.80 | 17.65 | 13.72 | 24.70 | 5.80 | 4.40 | 8.10 | 10.90 | 12.75 | 11.55 | 13.85 | 15.90 | 19.35 | |
| Little Rock..... Ark. | 4.39 | 7.95 | 6.14 | 11.10 | 5.80 | 4.40 | 8.10 | 10.90 | 12.75 | 11.55 | 13.85 | 15.90 | 19.35 | G1.50 |
| Memphis..... Tenn. | 8.21 | 14.80 | 11.47 | 20.65 | 5.80 | 4.40 | 8.10 | 10.90 | 12.75 | 11.55 | 13.85 | 15.90 | 19.35 | |
| New York..... N. Y. | 44.88 | 82.20 | 61.93 | 113.40 | 17.00 | 12.90 | 23.75 | 32.25 | 37.40 | 34.05 | 40.80 | 46.80 | 57.00 | |
| St. Louis..... Mo. | 14.98 | 27.00 | 20.96 | 37.75 | 6.70 | 5.15 | 9.40 | 12.75 | 14.65 | 13.40 | 16.05 | 18.40 | 22.40 | |
| San Antonio..... Tex. | 14.01 | 25.25 | 18.03 | 32.50 | 6.70 | 5.15 | 9.40 | 12.75 | 14.65 | 13.40 | 16.05 | 18.40 | 22.40 | |
| WICHITA, KAN., TO | | | | | | | | | | | | | | |
| Colorado Springs.... Colo. | 13.26 | 23.90 | 18.56 | 33.45 | 6.70 | 5.15 | | 12.75 | 14.65 | 13.40 | 16.05 | 18.40 | 22.40 | |
| Denver..... Colo. | 14.98 | 27.00 | 20.96 | 37.75 | 6.70 | 5.15 | | 12.75 | 14.65 | 13.40 | 16.05 | 18.40 | 22.40 | |
| Los Angeles..... Cal. | 43.04 | 77.25 | 60.26 | 103.03 | 19.10 | 14.55 | | | | 38.20 | 45.85 | 52.55 | 64.00 | |
| Portland..... Ore. | 49.89 | 77.25 | 69.86 | 103.03 | 21.50 | 16.30 | 30.10 | 40.85 | 47.30 | 43.00 | 51.65 | 59.15 | 72.05 | |
| Pueblo..... Colo. | 12.03 | 21.70 | 16.83 | 30.30 | 6.70 | 5.15 | | 12.75 | 14.65 | 13.40 | 16.05 | 18.40 | 22.40 | |
| Salt Lake City..... Utah | 28.29 | 50.95 | 39.61 | 71.30 | 13.25 | 10.10 | 18.65 | 25.25 | 29.20 | 26.55 | 31.85 | 36.50 | 44.45 | |
| Seattle..... Wash. | 53.51 | 77.25 | 74.92 | 108.05 | 21.50 | 16.30 | 30.10 | 40.85 | 47.30 | 43.00 | 51.65 | 59.15 | 72.05 | |
| St. Louis..... Mo. | 13.58 | 24.45 | 18.97 | 34.15 | A5.80 | A4.40 | A8.10 | A10.90 | A12.75 | A11.55 | A13.85 | A15.90 | A19.35 | H1.85 |
| San Francisco..... Cal. | 47.86 | 82.90 | 67.00 | 111.95 | 19.10 | 14.55 | | | | 38.20 | 45.85 | 52.55 | 64.00 | |

①—For Bedroom Suite charges consult ticket agent.

H—Parlor Car Seat Fare From Kansas City Pullman Seat Slightly Higher.

A—From Kansas City, Mo.

G—Pullman Seat Fare.

EXCLUSIVE OCCUPANCY CHARGES FOR BED ROOMS, ROOMETTES, DRAWING ROOMS, AND COMPARTMENTS

For exclusive occupancy of night service, or night and day continuous service of drawing room in United States, minimum 1½ adult one way rail fare; for compartment, Bed Room or Roomette only one rail fare required (except to points east of Chicago, St. Louis, Memphis and New Orleans—Ask the Ticket Agent).

PULLMAN RATES FROM LAREDO, TEX. TO MEXICO

To derive through Pullman rates from points in the United States to destinations in Mexico, add rates from point of origin to Laredo, Texas, to those quoted below therefrom:

| AND | BETWEEN LAREDO, TEXAS | | Bed Room One Person * | Bed Room Two Persons * | Compt. * | Drawing Room * | Seat Fare for Day Travel |
|---------------------------|-----------------------|---------|-----------------------|------------------------|----------|----------------|--------------------------|
| | Lower | Upper | | | | | |
| Monterrey, Mex..... | \$ 2.83 | \$ 2.26 | \$ 5.09 | \$ 5.65 | \$ 7.91 | \$10.73 | \$.95 |
| Saltito, Mex..... | 3.95 | 3.16 | 7.10 | 7.89 | 11.04 | 14.98 | |
| San Luis Potosi, Mex..... | 6.48 | 5.18 | 11.65 | 12.95 | 18.12 | 24.59 | |
| San Miguel Allende..... | 7.36 | 5.89 | 13.24 | 14.71 | 20.59 | 27.95 | |
| Queretaro, Mex..... | 7.65 | 6.12 | 13.77 | 15.30 | 21.42 | 29.06 | |
| Mexico City, Mex..... | 9.89 | 7.91 | 17.79 | 19.77 | 27.68 | 37.56 | |

Only one coupon reading, "Missouri Pacific", is necessary from St. Louis or Memphis to destinations in Texas on Missouri Pacific and Texas-Pacific railroads.

* For exclusive occupancy of a Bed Room in Mexico 1½ Adult Railroad tickets are required; for a Bed Room Suite 2½ adult railroad tickets are required; for a compartment 1½ adult railroad tickets are required, and for a Drawing Room 2 adult railroad tickets are required. The Pullman Co. charge for Drawing Room or Compartment in Mexico is the same for either single or double occupancy of such accommodations.

SCHEDULES—SERVICE

Time noon to midnight in **Heavy Figures**. Time midnight to noon in **Light Figures**

Trains do not stop where no time is shown. Junction, transfer points and important cities are shown in **bold face type**. A rule indicates a junction point.

Schedules Subject to Change—Schedules herein are subject to change without notice, and the Missouri Pacific R. R. assume no responsibility for errors in time tables, inconvenience or damage resulting from delayed trains or failure to make connections.

Mileage—The mileage used in time tables is shown only for the information of passengers and is not to be used in computing fares.

Transfer from Through Train to Local Train—Passengers destined to points at which through train does not stop may use through train to last stopping point short of destination and transfer to first connecting local train therefrom. Passengers desiring this arrangement must notify first Conductor or Train Auditor when presenting tickets.

Honoring Tickets—All tickets, one-way and round-trip (except where optional or variable routes are permitted) will be honored over short line only.

TICKETS—(LOST, REDEMPTION, ETC.)

Children under five years of age free when accompanied by parent or guardian; five years of age and under twelve, one-half fare; twelve years of age or over, full fare.

Adjustment of Fares—In case of a difference of opinion with Conductors or Agents, pay the fare required; take receipt and communicate with R. J. McDermott, General Passenger Traffic Manager, St. Louis, Mo.

Lost Tickets—If you lose your railroad ticket give notice of your loss to the conductor. Pay cash fare on train or purchase another ticket, taking receipt. Forward receipt with details of the loss to the Passenger Traffic Manager of the road from which you bought the original ticket, and you will be advised whether or not any refund can properly be made.

Redemption of Tickets—Tickets unused or partly used will be redeemed under tariff regulations at proper value and should be handled with R. J. McDermott, General Passenger Traffic Manager, St. Louis, Mo.

GENERAL INFORMATION

BAGGAGE—(ALLOWANCE, LIABILITY, MARKING, ETC.)

Hand Baggage in Pullman Cars—Passengers are requested, for the convenience and comfort of themselves and other passengers on the train, to check their hand baggage whenever possible, except that actually needed for personal use enroute. There is a limitation as to the size of baggage which can be placed under Pullman seats. The following are the maximum dimensions—9x19x28½ inches.

This Railroad will not guarantee to forward baggage or property on same train with passenger or within a given or specified time limit, but reserves the right to forward it upon a preceding or following train.

One hundred and fifty pounds of baggage, not exceeding \$100 in value, will be checked without charge for each adult passenger, and seventy-five pounds, not exceeding \$50 in value, for each child traveling on a half-ticket.

No single piece of baggage exceeding 300 pounds in weight or exceeding \$2,500 in value, will be checked. Free allowances subject to tariff stipulations as to contents, weight and value.

Unless a greater sum is declared by the passenger and charges paid for increased valuation at time of delivery to carrier, the value of baggage belonging to or checked for an adult passenger shall be deemed and agreed to be not in excess of \$100, and the value of the baggage belonging to or checked for a child traveling on a half ticket shall be deemed and agreed to be not in excess of \$50.

All baggage should be marked. Location of baggage delayed or astray is expedited when the container is marked with name or initials.

This railroad will not accept for transportation as baggage from any one passenger, property that is declared to exceed \$2,500 in value.

Money, jewelry, silverware, negotiable paper and like valuables, radios, household goods, liquids, explosives, fragile or perishable articles, should not be enclosed in baggage. Under no conditions will the carriers be responsible for such articles in baggage nor for damage caused by same.

Baby Carriages, Go-carts, Bicycles and similar articles enumerated in tariff when used in connection with journey will be checked and included in weight and value of passenger's baggage.

Dogs, Cats and Birds—In the United States dogs, cats, birds and other household pets, when in baskets or other containers, may be taken into private room accommodations of Sleeping cars. Or, they may be transported in baggage service subject to tariff regulations.

Lost Articles—Inquire of R. A. Watson, General Baggage Agent, St. Louis, Mo. Articles found in and around stations or upon trains should be turned over to Agent or Conductor, or forwarded to R. A. Watson, General Baggage Agent, St. Louis, Mo.

Index to Stations—Continued

| Table No. | Table No. | Table No. | Table No. |
|---|------------------------------------|--------------------------------------|-------------------------------------|
| *Tabo, Mo. 9 | *Turkey, Ark. 7 | Waco, Tex. † | Whitewater, Kan. † |
| *Tadala, Okla. † | *Turon, Kan. † | *Waconda Springs, Kan. † | *White Water, Mo. † |
| *Talla Benna, La. † | *Twin Creek, Ark. 7 | *Wagoner, Okla. 6 | *Whiting, Kan. 6 |
| *Tallulah, La. † | *Tyler, Tex. 20 | *Wagstaff, Kan. 9 | *Whitman, Kan. † |
| *Talmage, Neb. † | *Tyro, Kan. † | Wallace, Ark. † | *Whitchita, Kan. † |
| *Tamaroa, Ill. † | *Tyronne, La. 23 | Walnut Ridge, Ark. 11,12,13,14,15,16 | B.E.G.J.5,8 |
| *Tamina, Tex. 13,16 | | Walsh, Ill. † | *Williamsville, Mo. † |
| *Tangeman, Neb. † | *Union, Neb. 1,2 | Walton, Neb. 1,2 | *Wills, Kan. 1,2 |
| *Taussig, Kan. † | *Union Electric, Mo. 1,2 | Ward, Ark. 11,14 | *Wilmar, Ark. † |
| *Taylor, Tex. † | Upco, La. † | Wardville, La. † | *Wilmot, Ark. 17 |
| 12,15,19 | *Urania, La. † | Ware, Ill. † | *Wilsey, Kan. 3,4 |
| *Terrell, Tex. 11,14 | Urbana, Ark. † | Warnock, Ill. † | Wilson Creek, Mo. † |
| *Terry, La. † | *Ursula, Ark. † | Warren, Ark. † | Winnet, Ark. † |
| *Tevis, Kan. † | *Utica, Kan. 3,4 | *Warrensburg, Mo. 1,2,3,4 | Winchester, Ark. 17 |
| *Texarkana, Ark. † | Uvalde, Tex. † | Warwick, Kan. † | Winfield, Kan. † |
| Tex. K, L, M, P, S, 11,12,13,14,15,16 | | Washington, Ark. † | Winnsboro, La. † |
| *Texas City, Tex. † | Valeda, Kan. † | Washington, Kan. † | Winter Haven, Tex. † |
| *Thayer, Tex. † | Valles Mines, Mo. † | Washington, D. C. R,T | *Wisner, La. † |
| *Thebes, Ark. † | *Valley Park, Mo. 1,2 | *Washington, Mo. 1,2,3,4 | *Witherspoon, Ark. 11,14 |
| *Thebes, Ill. † | Valley Jet., Tex. 12,15,19 | Waterloo, Mo. † | *Wolcott, Kan. 1,2 |
| *Thessing, Ark. † | Valmeyer, Ill. † | Waterproof, La. † | *Wolf Lake, Ill. † |
| *Thomure, Mo. † | *Van Buren, Ark. 9 | *Waterville, Kan. 6 | *Woodawn, La. 17 |
| Thornedale, Tex. 19 | Vance, Ark. 11,12,13,14,15,16 | *Watova, Okla. 9 | *Woodboro, Tex. 21 |
| Thrall, Tex. 19 | *Vanderbilt, Tex. 21 | *Watson, Ark. 25 | Woodson, Ark. 17 |
| *Three Rivers, Tex. † | <i>Van Horn, Tex. 11,14</i> | Wauneta, Kan. † | Woodston, Kan. † |
| *Tiawah, Okla. 9 | Vandandale, Ark. † | Waverly, Mo. † | Woodward, Tex. † |
| *Tiff, Mo. 11,14 | Vanner, Ark. 17 | <i>Weatherford, Tex. 11,14</i> | Woodworth, La. 17 |
| *Tilliar, Ark. 17 | *Vassar, Ark. 3,4 | Webb City, Mo. † | Woodridge, Mo. † |
| *Tioga, La. 17 | Vaughn, La. † | Webster, Tex. † | Wrightsville, Ark. 17 |
| *Tipton, Mo. 1,2 | Velasco, Tex. † | *Webster Groves, Mo. 1,2,3,4 | Wyamp, Ark. † |
| *Tisdale, Kan. † | Venice, Ark. † | *Weeping Water, Neb. 1,2 | *Wynne, Ark. 11,12,13,14,15,16 |
| *Tivoli, Tex. † | *Venus, Tex. † | Weingarten, Mo. † | *Wyoming, Neb. 1,2 |
| *Tolerville, Kan. 8 | *Verdon, Neb. 1,2 | Welge, Ill. † | |
| *Tongin, Ark. 8 | *Vermillion, Kan. 6 | Wellington, Mo. † | *Yaggy, Kan. 3,4 |
| *Tonovay, Kan. 8 | *Vernon, Kan. 9 | *Westaco, Tex. † | *Yancopin, Ark. 25 |
| *Topeka, Kan. † | *Vian, Okla. 9 | Westbury, Tex. 23 | *Yates Center, Kan. 8 |
| *Torbet, La. 23 | *Victor, Tex. 23 | Westfield, Tex. 12,15 | *Yellville, Ark. 7 |
| *Toronto, Kan. 8 | *Victoria, Mo. 11,14 | Westover, La. 23 | *Yoder, Kan. 5 |
| *Towanda, Kan. 8 | Victoria, Tex. † | Westphalia, Kan. 9 | Yuma, Kan. 6 |
| *Tower Grove (See St. Louis) | Vida, La. † | *Westphalia, Kan. 9 | |
| *Towle, Ark. † | Vidalia, La. † | Wetmore, Kan. 6 | |
| *Towner, Colo. 3,4 | Vidauri, Tex. 21 | Wetmore, Tex. 19 | |
| Transylvania, La. † | *Vincent, Ark. 11,14 | Whelen Springs, Ark. 22 | |
| Traskwood, Ark. † | Vineland, Mo. 11,14 | White, Ark. † | |
| 11,12,13,14,15,16 | Vinton, Kan. † | Whitehall, Ark. † | |
| *Tribune, Kan. 3,4 | *Viola, Tex. 21 | Whitsett, Tex. † | |
| *Trinity, Tex. 19,22 | Viets, Kan. 6 | White House, Mo. 11,14 | |
| *Troup, Tex. † | Von Ormy, Tex. 19 | White Castle, La. 17 | |
| 12,13,15,16,19,20 | | | |
| *Tucker, Tex. 19 | *Wabash, Ark. 25 | | |
| *Tuckerman, Ark. † | Wabash, Neb. 1,2 | | |
| 11,12,13,14,15,16 | | | |
| *Tucson, Ariz. † | | | |
| K, L, 11,14 | | | |
| *Tullois, La. 17 | | | |
| *Tunnel, Mo. † | | | |

MISSOURI PACIFIC RAILROAD COMPANY

P. J. NEFF, CHAIRMAN OF BOARD, ST. LOUIS 3, MO.

RUSSELL L. DEARMONT, President St. Louis 3, Mo.
H. M. JOHNSON, Executive Vice President St. Louis 3, Mo.

TRAFFIC DEPARTMENT

H. L. SCHAEFFER, Vice President—Traffic St. Louis, Mo.
 C. L. BUTLER, Assist. Vice President—Traffic St. Louis, Mo.
 P. B. DUDEK, Asst. to Vice President—Traffic St. Louis, Mo.

PASSENGER

R. J. McDERMOTT, General Passenger Traffic Manager St. Louis, Mo.
 T. D. MOSS, Assistant Passenger Traffic Manager St. Louis, Mo.
 J. B. REYNOLDS, General Passenger Agent St. Louis, Mo.
 E. E. SPENCER, Assistant General Passenger Agent St. Louis, Mo.
 E. J. FALK, Traffic Manager Houston, Tex.
 C. L. SHORTRIDGE, Assistant Passenger Traffic Manager Houston, Tex.
 WM. H. A. TURNER, Traffic Manager Kansas City, Mo.
 J. F. DOLLINS, Assistant General Passenger Agent Kansas City, Mo.
 O. W. WILLIAMS, Traffic Manager Little Rock, Ark.
 H. R. KASTMAN, Assistant General Passenger Agent Little Rock, Ark.
 J. T. LEZE, Assistant General Passenger Agent New Orleans, La.
 H. G. CLEVELAND, Assistant General Passenger Agent San Antonio, Tex.
 A. C. DRUI, Superintendent Dining & Parlor Cars St. Louis, Mo.
 S. WEINBERG, Assistant Superintendent Dining & Parlor Cars St. Louis, Mo.
 R. A. WATSON, General Baggage Agent St. Louis, Mo.

FREIGHT

J. M. HREBEC, General Freight Traffic Manager (Sales) St. Louis, Mo.
 J. S. SMITH, General Freight Traffic Manager (Rates) St. Louis, Mo.
 C. C. HAHNE, Freight Traffic Manager (Sales) St. Louis, Mo.
 R. T. OLIVER, Freight Traffic Manager (Sales) St. Louis, Mo.
 R. L. BROWN, Freight Traffic Manager (Rates) St. Louis, Mo.
 W. J. BOEWER, Freight Traffic Manager (Rates) St. Louis, Mo.
 J. N. SANDERS, Foreign Freight Traffic Manager St. Louis, Mo.
 C. J. BINDNER, Coal Traffic Manager St. Louis, Mo.
 R. T. WILLIAMS, Merchandise Traffic Manager St. Louis, Mo.
 R. T. WATT, Perishable Traffic Manager St. Louis, Mo.
 E. J. FALK, Traffic Manager Houston, Tex.
 WM. H. A. TURNER, Traffic Manager Kansas City, Mo.
 O. W. WILLIAMS, Traffic Manager Little Rock, Ark.
 G. B. RIGGAN, Assistant Traffic Manager New Orleans, La.
 GEO. BRUNNER, Eastern Traffic Manager New York, N. Y.
 W. J. SIERING, Western Traffic Manager San Francisco, Cal.
 H. C. WESTBROOK, Asst. Traffic Manager Chicago, Ill.
 CHAS. HOFER, Asst. Traffic Manager Detroit, Mich.
 J. A. FETZ, Assistant Traffic Manager Memphis, Tenn.

INDUSTRIAL DEPARTMENT

E. SMITH REED, Director of Industrial Development St. Louis, Mo.
 C. C. LUCKEL, Director of Industrial Development Houston, Tex.

AGRICULTURAL DEPARTMENT

A. P. BOLES, Director of Agricultural Development St. Louis, Mo.
 W. B. COOK, Agricultural Agent Houston, Tex.

Travel right—with the Hertz Idea!
Take the train . . .
Rent a HERTZ car!

Here's comfort. Relax on a safe, swift train—and step into a new Hertz rental car when you arrive at the station. More time—for business or pleasure. That's the Hertz Rail-Auto Travel Plan.

Next time—try it. Ask your ticket seller to reserve a Hertz car for you

at your destination. Your car will be waiting.

Low rates (even lower by the week) include all gasoline, oil, and proper insurance no matter how many ride!



TRAFFIC REPRESENTATIVES—Continued

LOUISVILLE 2, KY.—

394 Starks Bldg., Phone Juniper 4-7279.
B. C. RAYBURN.....General Agent

MEMPHIS 2, TENN.—

210 Union Station.
N. N. HOPKINS.....Executive General Agent
150 Union Station, Phone Jackson 6-7611.
T. J. DARRELL.....Dist. Pass. Agt.
J. M. PHELPS.....City Pass. Agt.

MEMPHIS 3, TENN.—

1510 Sterick Bldg., Phone Jackson 6-7611.
J. A. FETZ.....Ass't. Trf. Mgr.
T. S. GLASS.....General Agent

MEXICO CITY, MEX.—

Cinco de Mayo, 6-B, 1 D.F. Phones Eric 12-47-26,
Mexicano 12-01-42
H. CERVANTES.....Exec. Representative
J. SALCIDO.....Gen. Agt. Pass. Dept.

MILWAUKEE 3, WIS.—

1003 Majestic Bldg., Phone Broadway 1-6418.
C. A. BECKER.....Gen. Agt. Frt. Dept.

MINNEAPOLIS 2, MINN.—

800 Rand Tower Bldg., Phone FEderal 2-5375.
A. J. SCHILLER.....General Agent

MONROE, LA.—

Mo. Pac. Pass. Sta., Phone FAirfax 3-6641.
600 Ouachita Ave.
M. E. PICKETT.....Div. Frt. & Pass. Agt.

MONTERREY, MEX.—

Gorostieta Bldg., Matamoros 510 OTE. Phones
Mex. 3-01-84 Long Distance 110.
J. CARDENAS, JR.....General Agent

NASHVILLE 3, TENN.—

935 3rd Nat'l Bank Bldg., Phone ALpine 6-4830.
L. R. HARWELL.....General Agent

NATCHEZ, MISS.—

M. P. Frt. Sta., Phone 9001.
J. C. MINGEE.....General Agent

NATIONAL STOCK YARDS, ILL.—

Live Stock Exchange, Phone UP 5-0114
W. A. GROGAN.....Asst. Gen. Live Stock Agt.
O. L. SUTER.....Live Stock Agent

NEW IBERIA, LA.—

M. P. Frt. Sta., Phone Emerson 4-8126.
L. H. RILEY.....Gen. Agt. Frt. Dept.

NEW ORLEANS 12, LA.—

704 Richards Bldg., Phone RAymond 8244.
G. C. STOHLMAN.....Exec. Gen. Agt.
708 Richards Bldg., Phone RAymond 8244.
G. B. RIGGAN.....Asst. Traffic Mgr.
J. F. LEZE.....Asst. Gen. Pass. Agt.
E. MITCHELL.....Dist. Pass. Agent
W. R. HANNA.....Asst. Gen. Frt. Agt.
W. J. FORD.....Foreign Frt. Agt.
Union Passenger Terminal — 1001 Loyola Ave.,
Phone TUlane 8541.

NEW YORK 7, N. Y.—

225 Broadway — Transportation Bldg., Phone
Digby 9-0255,
GEORGE BRUNNER.....Eastern Traffic Mgr.
W. F. VITT.....Gen. Eastern Pass. Agt.
J. B. MOONEY.....Dist. Pass. Agt.
P. L. MOYLE.....Traffic Rep.
D. A. STEVENS.....Traffic Rep.
G. J. SCHMIDT.....General Agent
E. M. JONES.....Foreign Frt. Agt.

NEW YORK 13, N. Y.—

204 Franklin St., Phone Walker 5-2424.
C. H. BAYER.....Per. Frt. Agt.

OAKLAND 12, CALIF.—

Room 715, First Western Bank Bldg.,
Phone TE-2-0877-8.
HAROLD FLY.....General Agent

OKLAHOMA CITY 2, OKLA.—

1609 Liberty Bank Bldg., Phone Forest 5-2655.
C. CONSTANCE.....General Agent

OMAHA 2, NEB.—

719 Omaha Grain Exchange Bldg., Phone
Jackson 4543.
J. N. CLARK.....Asst. Gen. Frt. & Pass. Agt.
H. B. NEWCOMB.....Gen'l Agent Pass. Dept.

PALESTINE, TEXAS—

Missouri Pacific Building, Phone 2281
R. S. NELSON.....Dist. Pass. Agt.

PARAGOULD, ARK.—

M. P. Station, Phone 4115.
T. O. FLIPPIN.....Gen'l Agent

PHILADELPHIA 3, PA.—

211 Transportation Center Bldg., Phone Ritten-
house 6-8365.
E. E. ROETHEMEIER.....General Agent
R. L. ROBERTS.....Dist. Pass. & Frt. Agt.

PHOENIX, ARIZ.—

600 Security Bldg., Phone AL 3-5414.
C. W. HARDY.....General Agent

PINE BLUFF, ARK.—

209 National Bldg., Phone Jefferson 4-1620, 4-1621
F. J. BORN.....Div. Frt. & Pass. Agt.

PITTSBURGH 22, PA.—

Room 357, 2 Gateway Center, Pittsburgh 22, Pa.,
Phone (Freight) Atlantic 1-2561.
Phone (Passenger) Atlantic 1-3893.
G. O. OLIVER.....General Agent
E. J. DOERSTE.....Dist. Frt. Agt.
H. J. HENRICH.....Com'l. Agt.

POPLAR BLUFF, MO.—

Mo. Pac. Station, Phone Sunset 5721-22-23.
W. F. MCCARTHY.....General Agent

PORTLAND 4, ORE.—

601 Pacific Bldg., Phone CAPitol 8-5239-30.
E. Y. BUTLER.....General Agent

PUEBLO, COLO.—

203 No. Main St., Phone Lincoln 4-1316 & 4-1315.
O. L. STRIEBY.....Asst. Gen. Frt. & Pass. Agt.
JOS. WEISIGER.....Dist. Pass. & Frt. Agt.
City Ticket Office, 201 No. Main St., Phone
Lincoln 4-7030.
J. E. ANDERSON.....City Pass. & Tkt. Agt.

RICHMOND 19, VA.—

1209 State Planters Bank Bldg., Phone 7-2048.
J. M. BRYAN.....General Agent

SACRAMENTO 14, CALIF.—

724-726 Forum Bldg., 1107 9th St., Phone Gilbert
1-5023.
H. D. FREIVOGEL.....General Agent

ST. JOSEPH 9, MO.—

601 Corby Bldg., Phone 4-2765.
H. E. ROLL.....Exec. General Agent
E. L. HOOVER.....General Agent

ST. LOUIS 3, MO.—

1222 Olive Street., Phone Main 1-1000.
A. J. CONNORS.....Gen. Agt. Pass. Dept.
F. W. LASKWITZ.....Dist. Pass. Agt.
C. E. HARTMANN.....City Pass. Agt.
A. J. BEVERIDGE.....City Pass. Agt.
E. C. TOENSING.....City Pass. Agt.
C. A. BRUNS.....City Tkt. Agt.
Union Station.
R. P. BASLER.....Sta. Pass. Agt.
Lobby Mo. Pac. Bldg.
E. J. BRANGLE.....Gen. Agt.
100 Mo. Pac. Bldg.
L. F. BINKLEY.....Gen. Frt. Agt.
T. B. ARNOLD.....Gen. Agt. Frt. Dept.
C. A. BRENNEMAN.....Commercial Agent

SALINA, KAN.—

M. P. Sta., Phone Taylor 3-2275.
A. L. WEBB.....Div. Frt. & Pass. Agt.

SALT LAKE CITY 1, UTAH—

201 Judge Bldg., Phone Empire 4-1928
B. F. LANE.....Gen. Agt.

SAN ANTONIO 7, TEXAS—

Mo. Pac. Pass. Sta., Phone Capitol 6-3292.
W. E. BABEL.....Exec. General Agt.
E. J. ROTTENSTEIN.....Gen. Agt. Frt. Dept.

SAN ANTONIO 5, TEXAS—

123 North Medina St., Phone Capitol 6-3292.
H. G. CLEVELAND.....Asst. Gen. Pass. Agt.
W. C. LANE.....Dist. Pass. Agt.
J. F. SMITH.....City Pass. Agt.
G. P. DUBOSE.....Pass. & Tkt. Agt.
L. M. FERGUS.....Asst. Gen. Live Stock Agt.

SAN FRANCISCO 5, CALIF.—

593 Monadnock Bldg., Phone Sutter 1-1220.
W. J. SIERING.....Western Traffic Mgr.
J. J. SCHNATMEIER.....Dist. Pass. & Frt. Agt.
L. L. SMITH.....Asst. Frt. Mgr.
I. J. KEYES.....General Agent

SEATTLE 1, WASH.—

852 Stuart Bldg., Phone Eliot 7040.
J. S. ROGERS.....General Agent

SEDALIA, MO.—

MoPac. Pgr. Sta., Phone 182.
J. F. DOWNS.....Div. Frt. & Pass. Agent
Ticket Agent Phone 88.
C. E. MCKENZIE.....Depot Tkt. Agt.

SHREVEPORT 45, LA.—

409 Medical Arts Bldg., 624 Travis, Phone 3-7374.
W. B. KEY.....General Agent
D. T. WACHTER.....Traffic Rep.

SIOUX CITY 1, IOWA—

314 Benson Bldg., Phone 86234.
R. G. HAINES.....General Agent

SOUTH OMAHA, NEB.—

126 Live Stock Exchange.
R. H. KURT.....Live Stock Agent

SPRINGFIELD, MO.—

M. P. Sta., Phone 4-0729.
D. W. SWIFT.....General Agent

STOCKTON 2, CALIF.—

American Trust Bldg., 22 N. San Joaquin, Phone
Howard 2-0469.
J. R. TORBETT.....General Agent

TEXARKANA, ARK.—

M. P. Frt. Sta., Phone 2-6121 & 2.
W. J. FANT.....Div. Frt. & Pass. Agt.

TOPEKA, KAN.—

M. P. Frt. Sta., Phone 8-8319.
E. D. STRATTON.....General Agent

TULSA 3, OKLA.—

216 Enterprise Bldg., Phone Gibson 7-7177.
L. B. BARTLETT.....General Agent

TYLER, TEXAS—

M. P. Frt. Sta., Phone 4-7269.
H. C. CARSWELL, JR.....General Agent

WACO, TEXAS—

711 Southwestern Indemnity Bldg., Phone 2-2587.
H. R. SMITH.....General Agent

WASHINGTON 4, D. C.—

931 National Press Bldg., Phone National 8-2921.
F. E. RICHTER.....Executive Repr.
R. T. SCHLUDE.....General Agent

WICHITA 2, KAN.—

M. P. Pass. Sta., 302 W. Douglas St., Phone
Amherst 5-2651.
G. W. CARLETON.....Asst. Gen. Frt. & Pass. Agt.
C. L. WEAVER.....District Frt. Agt.
R. H. LE PELL.....Dist. Pass. Agent

WINSTON-SALEM 3, N. C.—

1112 Reynolds Bldg., Phone Park 2-5352.
E. E. HUNT.....General Agent

Condensed FREIGHT SCHEDULES

Between the St. Louis Gateway and...

Read Down

DALLAS, FT. WORTH, EL PASO and LOS ANGELES

Read Up

| Train 65 and Connections | Train T&P 67 and Connections | | Train 60 and Connections | Train 72 and Connections |
|--------------------------|------------------------------|---------------------------|--------------------------|--------------------------|
| 2.00AM Tu | 8.30PM Mo | Lv. Dupo (East St. Louis) | 11.59AM We | 2.00AM Th |
| 5.00AM We | 10.30PM Tu | Ar. Dallas (Via T&P) | 11.59AM Tu | 9.20PM Tu |
| 7.00AM We | 11.59PM Tu | Ar. Ft. Worth | 10.00AM Tu | 8.10PM Tu |
| 11.59AM Th | 11.59PM Wed | Ar. El Paso | 12.30PM Mo | |
| (A) | (A) | Ar. Los Angeles | (A) | (A) |

PALESTINE, WACO, SAN ANTONIO, CORPUS CHRISTI and LAREDO

| Train 65 and Connections | Train 67 and Connections | | Train 60 and Connections | Train 76 and Connections |
|--------------------------|--------------------------|---------------------------|--------------------------|--------------------------|
| 2.00AM Tu | 8.15PM Mo | Lv. Dupo (East St. Louis) | 11.59AM Th | 10.00PM We |
| 8.30PM Tu | 1.30PM Tu | Ar. Texarkana | 7.00PM We | 10.30PM Tu |
| 9.00AM We | 8.50PM Tu | Ar. Palestine | 4.30AM We | 12.01PM Tu |
| 4.15AM Th | 4.15AM Th | Ar. Waco | 3.10PM Mo | |
| 1.00AM Th | 7.50AM We | Ar. San Antonio | 11.15AM Tu | 5.30PM Mo |
| 5.30AM Fri | 5.30AM Th | Ar. Corpus Christi | 8.00PM Mo | |
| 6.20AM Fri | 6.20AM Th | Ar. Laredo | 3.30AM Tu | |

BEAUMONT, HOUSTON, GALVESTON, CORPUS CHRISTI and BROWNSVILLE

| Train 361 and Connections | Train 67 and Connections | Train 369 and Connections | Train 65 and Connections | | Train 60 and Connections | Train 76 and Connections | Train 360 and Connections | Train 370 and Connections |
|---------------------------|--------------------------|---------------------------|--------------------------|---------------------------|--------------------------|--------------------------|---------------------------|---------------------------|
| 7.00PM Mo | 8.15PM Mo | 3.00AM Tu | 2.00AM Tu | Lv. Dupo (East St. Louis) | 11.59AM We | 10.00PM We | 11.30AM We | 3.00AM Th |
| | 1.30PM Tu | | 8.30PM Tu | Ar. Texarkana | 7.00PM Tu | 10.30PM Tu | | |
| | 2.30PM Tu | | 10.40PM Tu | Lv. Texarkana | 1.30PM Tu | 8.30PM Tu | | |
| 7.30PM Tu | | 8.45AM We | | Ar. Alexandria | | | | |
| 8.00PM Tu | | | | Lv. Alexandria | | | | 9.30AM Tu |
| 3.00AM We | | | | Ar. Beaumont | | | | 8.00AM Tu |
| 6.00AM We | 4.00AM We | | 5.00PM We | Ar. Houston | 5.00PM Mo | 5.00AM Tu | 10.00PM Mo | 12.10AM Tu |
| 3.30AM Th | 3.30AM Th | | 3.30AM Th | Ar. Galveston | 9.00PM Su | 9.00PM Mo | | |
| 5.30AM Th | 5.30AM Th | | 5.30AM Fr | Lv. Corpus Christi | 8.00PM Su | | | |
| 2.00PM Th | 2.00PM Th | | 2.00PM Fr | Ar. Brownsville | | 1.00AM Mo | 1.00AM Mo | |

PUEBLO, DENVER, SALT LAKE CITY, OGDEN and SAN FRANCISCO

| Train 81 and Connections | Train 61 and Connections | | Train 62 and Connections | Train 68 |
|--------------------------|--------------------------|------------------------------------|--------------------------|-----------|
| 1.30AM Mo | 8.30PM Mo | Lv. St. Louis | 6.00PM Fr | 5.30AM We |
| 12.01PM Mo | 4.50AM Tu | Ar. Kansas City | 7.30AM Fr | 4.45PM Tu |
| 9.30AM Tu | 1.30AM We | Ar. Pueblo (M. T.) | 11.00AM Th | 5.00PM Mo |
| 11.30PM Tu | 11.30PM We | Ar. Denver (D&RGW) (M. T.) | 9.00PM We | 6.30AM Mo |
| 7.00AM We | 12.15AM Th | Ar. Salt Lake City (D&RGW) (M. T.) | 6.00AM We | |
| 9.15AM We | 3.15AM Th | Ar. Ogden (D&RGW) (M. T.) | 2.00PM We | |
| | (B)(C) | Ar. San Francisco | (B)(C) | |

KANSAS CITY, ATCHISON, ST. JOSEPH, LINCOLN and OMAHA

| Train 81 and Connections | Train 75 and Connections | Train 71 and Connections | | Train 70 and Connections | Train 70 and Connections | Train 62 and Connections |
|--------------------------|--------------------------|--------------------------|-----------------|--------------------------|--------------------------|--------------------------|
| 1.30AM Mo | 2.00PM Mo | 9.00PM Mo | Lv. St. Louis | 6.30AM Tu | 6.30AM Tu | 6.00PM Tu |
| 11.00AM Mo | 1.00AM Tu | 5.00AM Tu | Ar. Kansas City | 8.30PM Mo | 8.30PM Mo | 3.00AM Tu |
| 11.50PM Mo | 8.50AM Tu | 8.50AM Tu | Ar. Atchison | 1.30PM Mo | 5.00PM Mo | 1.15AM Tu |
| 5.00AM Tu | 10.00AM Tu | 10.00AM Tu | Ar. St. Joseph | 4.00PM Mo | 4.00PM Mo | 7.45PM Mo |
| 5.35AM Tu | 5.35AM We | 5.35AM We | Ar. Lincoln | 10.00PM Su | | |
| 6.15AM Tu | 2.00PM Tu | 6.15AM We | Ar. Omaha | 6.00AM Mo | | 8.00PM Mo |

JOPLIN, WICHITA, HUTCHINSON, TOPEKA and SALINA

| Train 81 and Connections | Train 79 and Connections | | Train 62 and Connections | Train 78-80 and Conn. |
|--------------------------|--------------------------|----------------|--------------------------|-----------------------|
| 1.30AM Mo | 7.00PM Mo | Lv. St. Louis | 6.00PM We | 3.00AM We |
| | 5.00AM We | Ar. Joplin | 2.30PM Tu | |
| | 4.00PM Tu | Ar. Wichita | | 9.15PM Mo |
| | 10.00AM We | Ar. Hutchinson | | 12.01PM Mo |
| 6.30AM Tu | | Ar. Topeka | | 6.30PM Mo |
| 11.59AM Tu | | Ar. Salina | 5.00AM Tu | |

MEMPHIS, HELENA, ALEXANDRIA, BATON ROUGE, NEW ORLEANS and LAKE CHARLES

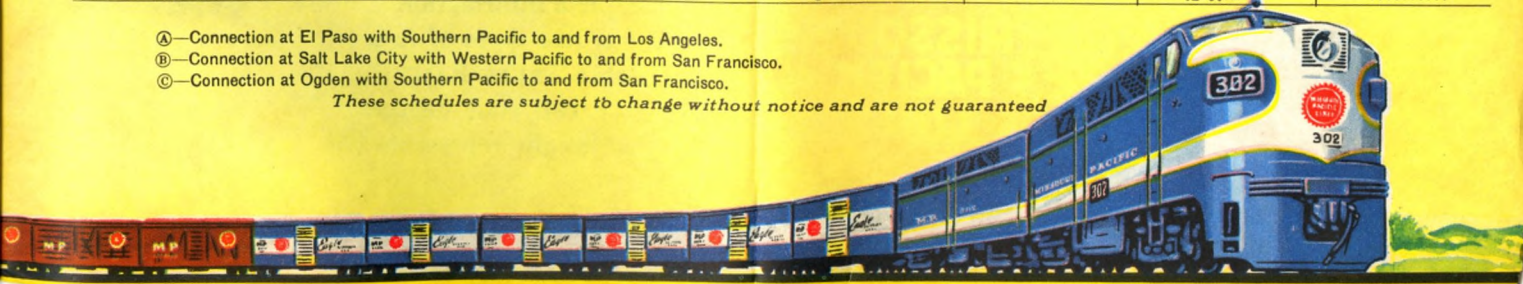
| Train 63 and Connections | Train 361 and Connections | Train 369 and Connections | | Train 370 and Connections | Train 360 and Connections | Trains 387-388 & Conn. |
|--------------------------|---------------------------|---------------------------|---------------------------|---------------------------|---------------------------|------------------------|
| 6.40PM Mo | 7.00PM Mo | 3.00AM Tu | Lv. St. Louis | 3.00AM We | 11.30AM We | 3.00AM We |
| 8.00AM Tu | 8.00AM Tu | | Lv. Dupo (East St. Louis) | 7.00AM Tu | | 3.00AM We |
| | | 3.05AM We | Ar. Memphis | 4.00AM Tu | | 7.00AM Tu |
| 7.30PM Tu | 7.30PM Tu | 8.45AM We | Ar. Helena | 5.00PM Mo | 9.30AM Tu | |
| 5.30AM We | 5.30AM We | 4.30PM We | Ar. Alexandria | 2.00AM Mo | 9.00PM Mo | |
| 7.00AM We | 7.00AM We | 7.00AM Th | Ar. New Orleans | | 9.30PM Mo | |
| 5.00PM We | 5.00PM We | 11.10PM We | Ar. Lake Charles | | 12.01PM Mo | |
| | | | Ar. Baton Rouge | | | |

(A)—Connection at El Paso with Southern Pacific to and from Los Angeles.

(B)—Connection at Salt Lake City with Western Pacific to and from San Francisco.

(C)—Connection at Ogden with Southern Pacific to and from San Francisco.

These schedules are subject to change without notice and are not guaranteed



Setting the **MODERN** **PAC**E in truck-rail service



For complete information
about our *two* types of fast,
dependable TRUCK-RAIL
Service . . . call your nearest
MO-PAC freight representative.