

**MISSOURI
PACIFIC
LINES**


ROUTE OF THE

Eagles

**MISSOURI
PACIFIC
LINES**

ROUTE OF THE

Eagles




Issued September 6, 1953

Issued September 6, 1953

USE THE ST. LOUIS GATEWAY

USE THE ST. LOUIS GATEWAY



ride the
EAGLES
finer and faster
... at no extra cost

Treat yourself and your family to *Premium Speed, Convenience and Comfort*. But, best of all . . . you pay no extra fare for these travel extras when you go MO-PAC . . . Route of the Eagles!

Enjoy our famed "Silver Platter" Diner Service



Sit at a big picture window . . . enjoy especially selected fresh fruits, vegetables and meats . . . prepared to your order by expert chefs, served by courteous waiters . . . with a side order of scenic surprises!



THE TEXAS EAGLES overnight between St. Louis, Memphis and the principal cities of Texas. Through sleeping cars between New York, Washington and Texas. *Planetarium-dome coaches between St. Louis and Dallas, Fort Worth, Austin, and San Antonio.*

THE COLORADO EAGLE between St. Louis, Kansas City, Wichita, and Colorado. *Planetarium-dome coaches between St. Louis and Denver.*

THE MISSOURI RIVER EAGLE between St. Louis and Kansas City, St. Joseph, Lincoln, Omaha. *Planetarium-dome coaches between St. Louis and Omaha.*

THE VALLEY EAGLE between Houston, Corpus Christi, and the Rio Grande Valley.

R. J. McDERMOTT
General Passenger Traffic Manager
1601 Missouri Pacific Bldg.
St. Louis 3, Missouri

ROUTE OF THE EAGLES

Understanding a Time Table Is Not So Difficult - - -

In fact, you will find it simple, we believe, if you will read and follow the suggestions offered here. You can find in this folder the answers to most of the questions that are apt to arise concerning a trip on the Missouri Pacific Lines.

Index of Stations	
Table No.	Table No.
Baird, Tex. 19	Branson, Mo. 4
Baker, Kan. 5	Braxton, Tex. 78
Bald Knob, Ark. 4, 16, 28	Brazoria, Tex. 21, 23, 88
Baltimore, Md. 39	Brievay, Ark. 39
Baucroft, Tex. 53	Bridge Jct., Ark. 16, 39
Baring, Ark. 33	Bridgeport, Kan. 2
Bartel, Ia. 32	Bringham, Ia. 27
Barnes, Kan. 7	Brock, Neb. 67, 68
Barrett, Mo. 1	Bronaugh, Mo. 11
Barron, Mo. 45	Brown, Kan. 9
Bartholomew Spur, Ia. 31	Brookland, Ark. 25
Bartle, Ill. 11	Brown, Kan. 9
Bartlett, Kan. 11	Brown, Mo. 4
Barton, Ark. 40	Brown Spring, Ark. 40
Barton Junction, Ark. 40	Brown, Mo. 4
Bell, Ia. 21	Mo.

Index to Stations

First locate the place you are going to in the alphabetical index of stations on Pages 81-85. Then turn to the table bearing the number shown in the index. Here you will find the schedules of trains arriving at and departing from your destination.

Read Down

First read down the list of cities until you locate your starting point. Opposite you will find the departure times of trains that stop there. Continue reading down until you find the name of your destination where you can check the arrival times of trains stopping there.

Miles	TABLE 1	St. Louis Daily	Missouri River Eagle
0	Lv ST. LOUIS	8:50	
3	Lv Tower Grove	8:58	
7	Lv Maplewood		9:10
10	Lv Webster Groves		
13	Lv Kirkwood		
18	Lv Valley Park		
23	Lv Jedburg		
27	Lv Eureka		
30	Lv Allenton		
34	Lv Pacific		
39	Lv Gray Summit		
51	Lv Washington	9:47	
64	Lv New Haven		
71	Lv Berger		
77	Lv Hermann		
85	Lv Gasconade		
89	Lv Morrison		
97	Lv Merriam		

A. M. and P. M.



Departure times from 12:01 A.M. to 11:59 A.M. are shown in light figures. Times from 12:01 P.M. to 11:59 P.M. are shown in heavy figures.

Check References

REFERENCES

- ▲—Via Missouri Pacific Bus Lines
- †—Stops on signal.
- ★—Stops to receive or discharge revenue
- Stops to receive revenue passengers.
- Stops to discharge revenue passengers.
- ⌈—Stops for revenue passengers to or from

There is a reason for each of the symbols that appear opposite some schedule figures. For illustration, "f" means stop to let passengers get on or off the train. Each symbol is explained in a footnote on the page on which it is shown. If you encounter a symbol in the table you are consulting, be sure to check the footnote. The information may affect your travel plans.


Rail and Pullman Fares

A list of rail, sleeping and parlor car between principal cities is shown on Pages 75-80. Figures shown do not include 15 per cent Federal Tax that applies on all fares or 2 per cent Sales Tax applicable to intrastate fares between points in Missouri.

	In Coaches		Pullman
	One Way	6 Months R. T.	One Way
DALLAS, TEX. TO			
Chicago Ill.	\$23.86	\$42.95	\$33.40
Hot Springs Ark.	8.45	15.25	11.83
Little Rock Ark.	8.26	14.90	11.55
Memphis Tenn.	11.72	21.10	16.38
Mexico City Mex.	30.24	55.60	44.65
New York N. Y.	41.77	76.46	58.10
St. Louis Mo.	15.89	30.05	23.35
Washington D. C.	35.54	64.00	49.76
PORT WORTH, TEX. TO			
Chicago Ill.	23.86	42.95	33.40
Hot Springs Ark.	9.20	16.50	12.87
Little Rock Ark.	9.01	16.25	12.59
Memphis Tenn.	12.47	22.45	17.42
Mexico City Mex.	29.96	55.10	44.25
New York N. Y.	42.52	77.81	59.14
St. Louis Mo.	17.00	30.60	23.74
Washington D. C.	36.29	65.35	50.74

Traffic Representatives

Addresses and telephone numbers of the traffic offices maintained by the Missouri Pacific Lines in principal cities of the United States, in Mexico, and Havana, Cuba, are listed on Pages 86-90. Call on any of these agencies any time you need information or assistance with your travel or shipping problems. You will be cordially welcomed and receive prompt attention.



Other Helpful Information

Condensed schedules with descriptions of travel accommodations available on Missouri Pacific trains are shown on Pages 5-16. Departure times of connecting trains of other railroads from St. Louis, Memphis, Kansas City, New Orleans and Omaha are listed on Pages 65-68. Baggage and ticket regulations and other information of interest to travelers are presented on Pages 79-80.

ST. LOUIS — KANSAS CITY

TABLE A	5 Daily	15 Daily	11 Daily	19 Daily	9 Daily
Lv ST. LOUIS.....	8.50 Su	1.50 Su	4.00 Su	5.00 Su	11.50 Su
Ar JEFFERSON CITY.....	10.58 Su	4.15 Su	6.00 Su	7.55 Su	2.25 Mo
Ar SEDALIA.....	12.15 Su	5.45 Su	7.10 Su	9.25 Su	4.20 Mo
Ar KANSAS CITY.....	2.10 Su	7.45 Su	9.00 Su	12.15 Mo	7.20 Mo

ST. LOUIS — KANSAS CITY — DENVER —
SAN FRANCISCO

TABLE B	15 Daily Example	11 Daily Example
Lv ST. LOUIS.....	1.50 Su	4.00 Su
Ar KANSAS CITY.....	7.45 Su	9.00 Su
Lv KANSAS CITY.....	8.30 Su	9.10 Su
Ar GENESEO.....	3.45Mo	1.32Mo
Lv HOISINGTON (C.T.).....	4.45Mo	2.07Mo
Ar PUEBLO (M.T.).....		7.00Mo
<i>(Via D. & R. G. W.)</i>		
Lv PUEBLO.....		7.10Mo
Ar COLORADO SPGS. (A.T. & S.F. St.).....		8.01Mo
Ar DENVER.....		9.40Mo
Lv PUEBLO.....		12.10Mo
Ar ROYAL GORGE.....		1.33Mo
Ar GLENWOOD SPRINGS.....		8.27Mo
Ar SALT LAKE CITY (M.T.).....		8.00Tu
Ar OGDEN (M.T.).....		9.35Tu
<i>(Via Western Pacific)</i>		
Lv SALT LAKE CITY (M.T.).....		10.40Tu
Ar SAN FRANCISCO (P.T.).....		4.50We
<i>(Via Southern Pacific)</i>		
Lv OGDEN (M.T.).....		6.22Tu
Ar SAN FRANCISCO (P.T.).....		9.15We
CONNECTING TRAIN		
Lv WICHITA.....	9.30 Su	9.30 Su
Ar GENESEO.....	12.15Mo	12.15Mo

ST. LOUIS — KANSAS CITY — LOS ANGELES

TABLE C	11 Daily	9 Daily
Lv ST. LOUIS.....	4.00 Su	11.50 Su
Ar KANSAS CITY.....	9.00 Su	7.20Mo
<i>(Via Rock Island)</i>		
Lv KANSAS CITY.....	11.00 Su	9.00Mo
Ar TUCSON.....	9.15Mo	2.25Tu
Ar PHOENIX.....	11.45Mo	5.25Tu
Ar LOS ANGELES.....	7.35 Tu	6.00We
<i>(Via Santa Fe)</i>		
Lv KANSAS CITY.....	9.30 Su	8.00Mo
Ar LOS ANGELES.....	10.25 Tu	6.30We

ST. LOUIS — KANSAS CITY — OMAHA — LINCOLN

TABLE D	5-105-605	19-119-609
Lv ST. LOUIS.....	8.50 Su	5.00 Su
Lv KANSAS CITY.....	2.25 Su	12.40Mo
Ar OMAHA.....	6.40 Su	7.45Mo
Ar LINCOLN.....	7.20 Su	10.30Mo

ST. LOUIS — WICHITA

TABLE E	19-419 Daily
Lv ST. LOUIS.....	5.00 Su
Ar WICHITA.....	7.15 Mo

No. 23—September 6, 1953—All Editions

EQUIPMENT: WESTBOUND

No. 11—Colorado Eagle
Streamlined Train

Sleepers:

St. Louis to Denver, 10 Roomettes, 6 Double Bedrooms. [111].

St. Louis to Denver, 6 Sections 6 Roomettes, 4 Double Bedrooms. [112].

St. Louis to Los Angeles, R. I.—S. P. No. 3 from Kansas City, 6 Sections 6 Roomettes 4 Double Bedrooms [115].

Wichita to Denver, 8 Sec. 1 Dr. 3 Double Bedrooms. [114].

Coaches..... (Reclining Seats)

St. Louis to Denver (Grill).

St. Louis to Denver (Planetarium).

Dining-Lng..St. Louis to Denver.

No. 5-195-605

Missouri River Eagle
Streamlined Train

Reclining Seat

Planetarium Coach

St. Louis to Omaha.

Coach..... St. Louis to Omaha.

Coach..... Union to Lincoln.

Dining Car.. St. Louis to Omaha.

Mo. Pac. Parlor Car... St. Louis to Omaha. [51].

No. 15

Mo. Pac Parlor Car—D. R.:

St. Louis to Kansas City. [151].

Dining Lounge:

St. Louis to Kansas City.

Coaches:

St. Louis to Kansas City.

Kansas City—Osawatomie to Hoisington.

No. 9—The Missourian

Sleepers: (Ready for occupancy 9:30 p.m.)

St. Louis to Kansas City. 8 Sec.

5 Double Bedrooms. [91]

St. Louis to Kansas City. 10 Sec.

1 Dr. 2 Compt. [92].

Coaches..... St. Louis to Kansas City.

No. 19-419—The Sunflower

Sleepers:

St. Louis to Wichita, 10 Roomettes,

5 Double Bedrooms. [192].

(Train 419 from Pleasant Hill).

Coaches.... St. Louis to Kansas City.

Grill Coach. St. Louis to Wichita.

No. 119

Coaches.... Kansas City to Omaha.

Grill Coach. Kansas City to Omaha.

No. 609

Coach..... Union to Lincoln.

No. 519

Coach.. Atchison to Downs.



STOP-LOOK-LISTEN

Very probably you are one of the prudent drivers who do stop, look and listen when they approach a railroad crossing, but a reminder to do so can never be repeated too often. This fact is again made painfully apparent in the booklet, "WHO . . . ME?" recently issued by The Travelers Insurance Companies. The highway accident record in 1952, it points out, was the worst in history.

Among the grim statistics there presented were these:

Out of 37,600 persons killed last year in highway accidents of all kinds, **1,580 or 4.2 per cent were killed by running into or colliding with railway trains.**

Out of 2,090,000 persons who were injured in highway accidents last year, **8,360 or 0.4 per cent of the total were in accidents involving railway trains.**

Even a minor injury is too high a price to pay for lack of caution at railway crossings. The conclusion to be drawn from the foregoing percentage figures is unmistakable—the odds in this type of accident are ten to one you won't survive at all.

Printed in U. S. A.



HALF HOUR

... the American railroads make a contribution to your standard of living unmatched by any other business in the land. For instance:



Every 30 minutes about 600 freight and passenger trains will start on their runs from points all over the United States. These trains will be doing a job no other form of transportation — nor all other forms of transportation combined — can equal. In the same 30 minutes the railroads pay out more than \$300,000 in wages to employes, \$100,000 for fuel, materials and supplies of all kinds and \$70,000 in local state and federal taxes.



All told the railroads will spend nearly a half million dollars each half hour every day throughout the year.

KANSAS CITY — ST. LOUIS

TABLE F	10 Daily	20 Daily	12 Daily	6 Daily	14 Daily
Lv KANSAS CITY.....	11 30 Su	1 45 Su	7 01 Su	12 20 Su	4 00 Su
Lv SEDALIA.....	2 15 Mo	4 20 Su	8 37 Su	2 10 Su	5 45 Su
Lv JEFFERSON CITY.....	4 00 Mo	5 35 Su	9 45 Su	3 20 Su	7 20 Su
Ar ST. LOUIS.....	7 28 Mo	8 05 Su	12 01 Su	5 40 Su	10 05 Su

EQUIPMENT: EASTBOUND

No. 12—Colorado Eagle Streamlined Train

Sleepers:

Denver to St. Louis, 10 Roomettes, 6 Double Bedrooms [31].

Denver to St. Louis, 6 Sections, 6 Roomettes, 4 Double Bedrooms. [32].

Denver to Wichita, 8 Sec. 1 Drawing Room, 3 Double Bedrooms. [34].

Coaches.... (Reclining Seats)

Denver to St. Louis (Grill).

Denver to St. Louis (Planetarium).

Dining-Lng. Denver to St. Louis.

No. 606-106-6

Missouri River Eagle

Streamlined Train

Reclining Seat

Planetarium Coach.... Omaha to St. Louis.

Coach.... Omaha to St. Louis.

Coach.... Lincoln to Union.

Dining Car. Omaha to St. Louis.

Mo. Pac. Parlor Car.... Omaha to St. Louis. [61].

No. 10

The Missourian

Sleepers: (Ready for occupancy 10:00 P. M.)

Kansas City to St. Louis, 10 Sec. 1 Dr. 2 Compt. [105].

Kansas City to St. Louis, 8 Section, 5 Double Bedrooms. [106].

Coaches:

Kansas City to St. Louis.

No. 420-20—The Sunflower

Sleepers:

Los Angeles to St. Louis, 6 Sections, 6 Roomettes, 4 Double Bedrooms. [45].

(S. P.—R. I. No. 4 to Kansas City.)

Wichita to St. Louis, 10 Roomettes, 5 Double Bedrooms. [202].

Coaches.... Kansas City to St. Louis.

Grill Coach. Wichita to St. Louis.

No. 14

Mo. Pac. Parlor Car... Kansas City to St. Louis, 1 Dr. [142].

Coaches.... Kansas City to St. Louis.

Dining-Lng. Kansas City to St. Louis.

No. 110

Coaches.... Omaha to Kansas City.

Grill Coach. Omaha to Kansas City.

No. 610

Coach.... Lincoln to Union.

No. 16

Coach.... Hoisington—Osawatomie—Kansas City.

No. 510

Coach.... Downs to Atchison.

SAN FRANCISCO — DENVER — KANSAS CITY — ST. LOUIS

TABLE G	16-6 Daily Example	12 Daily Example
<i>(Via Southern Pacific)</i>		
Lv SAN FRANCISCO (P.T.).....		11.00 Su
Ar OGDEN (M.T.).....		6.25 Mo
<i>(Via Western Pacific)</i>		
Lv SAN FRANCISCO (P.T.).....		9.00 Su
Ar SALT LAKE CITY (M.T.).....		5.20 Mo
<i>(Via D. & R. G. W.)</i>		
Lv OGDEN (M.T.).....		3.50 Mo
Lv SALT LAKE CITY (M.T.).....		5.30 Mo
Lv GLENWOOD SPRINGS.....		4.10 Tu
Lv ROYAL GORGE.....		10.36 Tu
Ar PUEBLO.....		12.05 Tu
Lv DENVER.....		4.10 Tu
Lv COLO. SPRGS.(D. & R.G.W.Sta.)		5.48 Tu
Ar PUEBLO.....		6.40 Tu
Lv PUEBLO (M.T.).....		6.50 Tu
Lv HOISINGTON (C.T.).....	11.40 Tu	1.12 We
Ar GENESEO.....	12.30 We	1.51 We
Ar KANSAS CITY.....	7.40 We	6.40 We
Lv KANSAS CITY.....	12.20 We	7.01 We
Ar ST. LOUIS.....	5.40 We	12.01 We
CONNECTING TRAIN		
Lv GENESEO.....	4.00 We	4.00 We
Ar WICHITA.....	7.00 We	7.00 We

LOS ANGELES — KANSAS CITY — ST. LOUIS

TABLE H	10 Daily	20 Daily	12 Daily
<i>(Via Rock Island)</i>			
Lv LOS ANGELES.....	10 10 Su	1 30 Su	
Lv PHOENIX.....	11 25 Mo	10 35 Su	
Lv TUCSON.....	2 30 Mo	12 50 Mo	
Ar KANSAS CITY.....	7 00 Tu	1 25 Tu	
<i>(Via Santa Fe)</i>			
Lv LOS ANGELES.....	6 15 Su		1 40 Su
Ar KANSAS CITY.....	10 10 Tu		6 15 Tu
Lv KANSAS CITY.....	11 30 Tu	1 45 Tu	7 01 Tu
Ar ST. LOUIS.....	7 28 We	8 05 Tu	12 01 Tu

LINCOLN — OMAHA — KANSAS CITY — ST. LOUIS

TABLE I	610-110-10	606-106-6
Lv LINCOLN.....	3 15 Su	7 05 Su
Lv OMAHA.....	4 00 Su	8 00 Su
Ar KANSAS CITY.....	9 20 Su	11 59 Su
Ar ST. LOUIS.....	7 28 Mo	5 40 Su

WICHITA — ST. LOUIS

TABLE J	420-20 Daily
Lv WICHITA.....	7 45 Su
Ar ST. LOUIS.....	8 05 Mo



ST. LOUIS — MEMPHIS AND ARKANSAS — TEXAS — ARIZONA — CALIFORNIA

	The Ozarker	THE SUNSHINE SPECIAL	THE TEXAS EAGLE	The Southerner	THE TEXAS EAGLE	The Sunshine Special	The Ozarker	The Southerner
	3 Daily Example	31 Daily Example	1 Daily Example	7 Daily Example	2 Daily Example	32 Daily Example	4 Daily Example	8 Daily Example
St. Louis Gateway								
Lv ST. LOUIS	10.00 Su	5.15 Su	5.45 Su	12.45 Su	8.30 Sat			8.00 Sa
Ar LITTLE ROCK	8.25 Su	12.25 Mo	12.40 Mo	10.30 Su	5.45 Su			5.45 Su
Memphis Gateway			201-1	219-7	11.35 Su			8.10 Su
Lv MEMPHIS		8.30 Su	8.30 Su	8.00 Su	7.35 Su			2.25 Su
Ar LITTLE ROCK		11.45 Su	11.45 Su	11.05 Su				2.55 Su
Lv LITTLE ROCK		12.55 Mo	12.50 Mo	11.25 Su	12.50 Mo		8.30 Su	6.30 Mo
Ar Texarkana		4.00 Mo	3.20 Mo	2.30 Su	6.10 Mo		10.15 Su	7.35 Mo
Lv Texarkana via T. & P.		4.20 Mo	3.40 Mo	3.00 Su	8.40 Mo		1.45 Mo	10.05 Mo
Ar Longview		6.35 Mo	5.20 Mo	5.38 Su	8.40 Mo		4.15 Mo	12.01 Mo
Lv Longview		6.35 Mo	5.20 Mo	5.38 Su	10.30 Mo		4.30 Mo	12.20 Mo
Ar DALLAS		9.40 Mo	7.45 Mo	8.55 Su	1.10 Tu	7.45 Mo	8.00 Mo	3.20 Mo
Ar Ft. WORTH		10.45 Mo	8.45 Mo	10.25 Su		11.05 Mo		
Ar EL PASO (M.T.)			10.30 Mo	1.15 Mo				
Lv EL PASO (S.P.)			12.01 Tu	3.30 Mo		2.30 Tu	▲ 9.15 Mo	3.45 Mo
Ar TUCSON			5.55 Tu	9.15 Mo		6.30 Tu	▲ 12.55 Mo	7.00 Mo
Ar PHOENIX			8.20 Tu	11.45 Mo		1.30 Tu	8.20 Mo	3.35 Mo
Ar LOS ANGELES (P.T.)			4.15 Tu	7.35 Tu		8.10 Tu	6.50 Mo	11.00 Mo



ST. LOUIS—MEMPHIS AND SAN ANTONIO—MEXICO CITY

	THE TEXAS EAGLE	THE TEXAN	The Southerner	THE TEXAN	THE TEXAS EAGLE	The Southerner
	21 Daily Example	25 Daily Example	7-37 Daily Example	26 Daily Example	22 Daily Example	38-8 Daily Example
St. Louis Gateway						
Lv ST. LOUIS	5.45 Su	2.00 Su	12.45 Su	8.20 Su	8.20 Sa	
Ar LITTLE ROCK	12.30 Mo	9.15 Su	10.30 Su	3.50 Mo	3.50 Su	
Memphis Gateway	201-21		219-7	8.00 Mo	8.00 Su	
Lv MEMPHIS	8.30 Su		8.00 Su	9.05 Mo	9.05 Su	
Ar LITTLE ROCK	11.45 Su		11.05 Su			
Lv LITTLE ROCK	12.40 Mo	9.35 Su	11.25 Su			
Ar Texarkana	3.15 Mo	12.55 Mo	2.30 Su			
Lv Texarkana	3.25 Mo	1.10 Mo	4.15 Su			
Via T. & P.						
Ar Longview	5.05 Mo	3.10 Mo	6.35 Su			
Lv Longview	5.10 Mo	3.20 Mo	6.55 Su			
Via MoPac.						
Ar Palestine	6.55 Mo	5.25 Mo	9.30 Su			
Lv Palestine	7.10 Mo	5.40 Mo	10.10 Su			
Ar AUSTIN	10.35 Mo	10.10 Mo	4.27 Mo			
Ar SAN ANTONIO	12.20 Mo	12.10 Mo	6.55 Mo			
Ar LAREDO	4.50 Mo	4.50 Mo				
Via N. R. of M.						
Lv NUEVO LAREDO	6.00 Mo	6.00 Mo				
Ar MONTERREY	10.15 Mo	10.15 Mo				
Ar MEXICO CITY	8.00 Tu	8.00 Tu				



ST. LOUIS—MEMPHIS AND HOUSTON—GALVESTON

	THE TEXAS EAGLE	THE TEXAN	The Southerner	THE TEXAN	THE TEXAS EAGLE	The Southerner
	21-121 Daily Example	25-125 Daily Example	7-37-27 Daily Example	126-26 Daily Example	122-22 Daily Example	28-38-8 Daily Example
St. Louis Gateway						
Lv ST. LOUIS	5.45 Su	2.00 Su	12.45 Su	6.45 Mo	2.00 Mo	
Ar LITTLE ROCK	12.30 Mo	9.15 Su	10.30 Su	10.30 Mo	4.00 Mo	
Memphis Gateway	201-21		219-7	10.55 Mo	6.55 Mo	
Lv MEMPHIS	8.30 Su		8.00 Su	1.00 Tu	7.20 Mo	
Ar LITTLE ROCK	11.45 Su		11.05 Su	1.15 Tu	9.00 Mo	
Lv LITTLE ROCK	12.40 Mo	9.35 Su	11.25 Su		9.05 Mo	
Ar Texarkana	3.15 Mo	12.55 Mo	2.30 Su			
Lv Texarkana	3.25 Mo	1.10 Mo	4.15 Su			
Via T. & P.						
Ar Longview	5.05 Mo	3.10 Mo	6.35 Su			
Lv Longview	5.10 Mo	3.20 Mo	6.55 Su			
Via MoPac.						
Ar Palestine	6.55 Mo	5.25 Mo	9.30 Su			
Lv Palestine	7.15 Mo	5.50 Mo	11.45 Su			
Ar HOUSTON	10.25 Mo	9.40 Mo	5.30 Mo			
Ar GALVESTON	12.25 Mo					

▲—Via bus—Rail tickets honored.

TABLE N CHICAGO—ST. LOUIS—HOT SPRINGS

	31-831	7-219
Lv CHICAGO (GM&O)		4.50 Sat
Lv ST. LOUIS	5.15 Su	12.45 Su
Ar LITTLE ROCK	12.25 Mo	10.30 Su
Lv LITTLE ROCK	2.30 Mo	11.20 Su
Ar HOT SPRINGS	4.00 Mo	12.45 Su
	220-8	832-32
Lv HOT SPRINGS	2.00 Su	8.00 Su
Ar LITTLE ROCK	3.15 Su	9.45 Su
Lv LITTLE ROCK	3.35 Su	11.50 Su
Ar ST. LOUIS	11.00 Su	7.50 Mo
Ar CHICAGO (GM&O)	7.00 Mo	

TABLE P MEMPHIS — HOT SPRINGS

	219	201
Lv MEMPHIS	8.00 Su	8.30 Su
Ar LITTLE ROCK	11.05 Su	11.45 Su
Lv LITTLE ROCK	11.20 Su	2.30 Mo
Ar BENTON	11.44 Su	2.55 Mo
Ar HOT SPRINGS	12.45 Su	4.00 Mo
	220	832-202
Lv HOT SPRINGS	2.00 Su	8.00 Su
Lv BENTON	2.45 Su	9.00 Su
Ar LITTLE ROCK	3.15 Su	9.45 Su
Lv LITTLE ROCK	3.45 Su	2.30 Mo
Ar MEMPHIS	7.00 Su	6.30 Mo

TABLE Q ST. LOUIS—SHREVEPORT

	31
Lv ST. LOUIS	5.15 Su
Ar HOPE	3.00 Mo.
Lv HOPE (L&A)	4.30 Mo
Ar SHREVEPORT	7.30 Mo
	32
Lv SHREVEPORT (KCS)	5.10 Su
Ar TEXARKANA	6.50 Su
Lv TEXARKANA	7.45 Su
Ar ST. LOUIS	7.50 Mo

TABLE R ST. LOUIS—EL DORADO

	31-821	7
Lv ST. LOUIS	5.15 Su	12.45 Su
Ar GURDON	2.20 Mo	12.55 Mo
Ar EL DORADO	8.45 Mo	▲ 4.15 Su
	822-32	8
Lv EL DORADO	6.30 Su	9.00 Su
Lv GURDON	9.05 Su	1.35 Su
Ar ST. LOUIS	7.50 Mo	11.00 Su

EQUIPMENT — SOUTHWEST

All Regular Cars Air Conditioned

SOUTHBOUND

The Texas Eagle Train No. 1 (Streamlined Train)

Sleepers—
St. Louis to Ft. Worth (14 Rmte. 1 Dr. 2 DBR) [19]
New York to El Paso (Via P.R.R.) (14 Rmte. 4 DBR) [MP-2].
Washington to Ft. Worth (Via B.&O.) (14 Rmte. 4 DBR) [MP-30].
Memphis to Ft. Worth (14 Rmte. 4 DBR) [18] (No. 201 to Little Rock).
Dallas to Los Angeles (Roomette-Bedroom) [14]
Lounge Car—
St. Louis to Ft. Worth (5 Bedroom) [17].
Dining Car—
St. Louis to Ft. Worth.
Coaches—(Reclining Seats)
St. Louis to El Paso.
St. Louis to Ft. Worth (Planetarium).
Memphis to Ft. Worth. (No. 201 to Little Rock)

The Texas Eagle Train No. 21 (Streamlined Train)

Sleepers—
St. Louis to Galveston (14 Rmte. 1 Dr. 2 DBR) [212].
Memphis to Houston (14 Rmte. 4 DBR) [217] (No. 201 to Little Rock)
Washington to Houston (Via P.R.R.) (10 Rmte. 6 DBR) [MP-5]
New York to Houston (Via P.R.R.) (10 Rmte. 6 DBR) [MP-4].
New York to San Antonio (Via P.R.R.) (10 Rmte. 6 DBR) [MP-3]
St. Louis to Laredo (14 Rmte. 4 DBR) [216]
St. Louis to San Antonio (14 Rmte. 4 DBR) [215].
Dining Lounge Car—
St. Louis to Houston.
St. Louis to San Antonio.
Coaches—(Reclining Seats)
St. Louis to Houston.
St. Louis to Houston-Corpus Christi.
St. Louis to San Antonio (Planetarium).
St. Louis to San Antonio.
Houston to Galveston.
No Checked Baggage or Remains Will Be Handled On This Train.

Aztec Eagle Train No. 21

Sleepers—
St. Louis to Mexico City (10-1-2) [252]. (Train 25 to San Antonio)
St. Louis to Laredo (14-4) [216].
Laredo to Mexico City (8 Sec. 3 DBR) [253].

Dining-Lounge Equipment
San Antonio-Laredo-Mexico City.
Coaches—(Reclining Seats)
San Antonio-Laredo-Mexico City (Reserved Seats);

Train No. 201

Sleepers—
Memphis to Ft. Worth (14 Rmte. 4 DBR) [18]. (No. 1 from Little Rock).
Memphis to Houston (14 Rmte 4 DBR) [217]. (No. 21 from Little Rock).
Coaches—(Reclining Seats)
Memphis to Little Rock.
Memphis to Ft. Worth. (No. 1 from Little Rock).

The Sunshine Special Train No. 31

Sleepers—
St. Louis to Hot Springs (14 Rmte. 4 DBR) [311] (No. 831 from Little Rock). (Open at Hot Springs until 8:00 AM).
St. Louis to Lake Charles (8 Sec. 5 DBR) [312] (No. 131 from Little Rock).
St. Louis to El Dorado (8-1-2) [315] (No. 821 from Gurdon).
St. Louis to Shreveport (14 Rmte. 4 DBR) [314] (L&A 3 from Hope).
St. Louis to Ft. Worth (10-1-2) [317].
Dining-Lounge Car—
St. Louis to Poplar Bluff.
Buffer Coach—
Marshall to Ft. Worth.
Coaches—(Reclining Seats)
St. Louis to Ft. Worth.
St. Louis to Texarkana.

The Ozarker No. 3

Mo. Pac. Cafe—Parlor-Coach—
St. Louis to Little Rock. [35].
Coach—St. Louis to Little Rock.

The Southerner No. 7

Sleepers—Ready 9:30 PM
St. Louis to San Antonio. (10-1-2) [75].
Chicago to Hot Springs (14 Rmte. 1 Dr. 2 DBR) [35] (G. M. & O. 3 to St. Louis).
Texarkana-El Paso (10-1-2) [73].
Coaches—
St. Louis to San Antonio.
St. Louis-Ft. Worth.
Ft. Worth-El Paso.
Palestine to Houston.
Dining-Lounge—
St. Louis to Longview.
Marshall to El Paso.

No. 219

Mo. Pac. Parlor Car—(Dr.)
Memphis to Hot Springs. [2191].
Coaches—
Memphis to Hot Springs.
Memphis to Hot Springs (Grill-Lounge).

The Texan No. 25

Sleepers—
St. Louis to Houston (10-1-2) [251].
St. Louis to Mexico City (10-1-2) [252]. (Train 21 from San Antonio)
Coaches—
St. Louis to Houston.
St. Louis to San Antonio.
Palestine to Houston (Grill).
Dining Lounge—
St. Louis to Little Rock.
Cafe—Parlor Car
Palestine to San Antonio.

No. 17

Coach—
Little Rock to Texarkana.

NORTHBOUND

The Texas Eagle Train No. 2 (Streamlined Train)

Sleepers—
Ft. Worth to St. Louis (14 Rmte. 1 Dr. 2 DBR) [23].
Ft. Worth to Washington (Via B&O) (14 Rmte. 4 DBR) [BO-32].
El Paso to New York (Via P.R.R.) (14 Rmte. 4 DBR) [PR-9].
Ft. Worth to Memphis (14 Rmte. 4 DBR) [27] (No. 202 from Little Rock).
Lounge Car—
Ft. Worth to St. Louis (5 Bedroom) [29].
Dining Car—
Ft. Worth to St. Louis.
Coaches—(Reclining Seats)
El Paso to St. Louis.
Ft. Worth to St. Louis (Planetarium).
Ft. Worth to Memphis. (No. 202 from Little Rock).

The Texas Eagle Train No. 22 (Streamlined Train)

Sleepers—
Galveston to St. Louis (14 Rmte. 1 Dr. 2 DBR) [1220].
Houston to Memphis (14 Rmte. 4 DBR) [1221] (No. 202 from Little Rock).
Houston to Washington (Via P.R.R.) (10 Rmte. 6 DBR) [PR-11].
Houston to New York (Via P.R.R.) (10 Rmte. 6 DBR) [PR-12].
San Antonio to New York (Via P.R.R.) (10 Rmte. 6 DBR) [PR-15]
San Antonio to St. Louis (14 Rmte. 4 DBR) [228].
Laredo to St. Louis (14 Rmte. 4 DBR) [227].
Dining-Lounge Car—
Houston to St. Louis.
San Antonio to St. Louis.
Coaches—(Reclining Seats)
Galveston to Houston.
Houston to St. Louis.
Corpus Christi-Houston to St. Louis.
San Antonio to St. Louis (Planetarium).
San Antonio to St. Louis.
No Checked Baggage or Remains Will Be Handled On This Train.

Aztec Eagle Train No. 22

Sleepers—
Mexico City to St. Louis (10-1-2) [265]. (Train 26 to St. Louis)
Mexico City to Laredo (8 Sec. 3 DBR) [266].
Laredo to St. Louis (14-4) [227].
Dining-Lounge Equipment
Mexico City-Laredo-San Antonio.
Coaches—(Reclining Seats)
Mexico City-Laredo-San Antonio (Reserved Seats).

Train No. 202

Sleepers—
(Open at Memphis until 7:30 A. M.)
Ft. Worth to Memphis (14 Rmte. 4 DBR) [266]. (No. 2 to Little Rock).
Houston to Memphis (14 Rmte. 4 DBR) [1221] (Train 22 to Little Rock).
Coaches—(Reclining Seats)
Ft. Worth to Memphis. (No. 2 to Little Rock).
Little Rock to Memphis.

The Sunshine Special Train No. 32

Sleepers—
Shreveport to St. Louis (14 Rmte. 4 DBR) [323] (KCS 16 to Texarkana).
El Dorado to St. Louis (8-1-2) [324] (No. 822 to Gurdon).
Lake Charles to St. Louis (8 Sec. 5 DBR.) [1021] (No. 132 to Little Rock).
Hot Springs to St. Louis (14 Rmte. 4 DBR) [325] (No. 832 to Little Rock).
Little Rock to St. Louis (10-1-2) [327]. (Ready for occupancy 10:00 PM)
Dining-Lounge Car—
Poplar Bluff to St. Louis.
Coaches—(Reclining Seats)
Texarkana to St. Louis.

The Ozarker No. 4

Mo. Pac. Cafe—Parlor-Coach—
Little Rock to St. Louis. [45].

Sleeper—
Ft. Worth to Little Rock (10-1-2) [41].
Coaches—
Ft. Worth to St. Louis.

The Southerner No. 8

Sleepers—
Ft. Worth to Texarkana (10-1-2) [82].
San Antonio-St. Louis (10-1-2) [382].
Hot Springs to Chicago (14 Rmte. 1 Dr. 2 DBR) [83]. (To Little Rock No. 220, from St. Louis GM&O No. 8).

Coaches—
San Antonio to St. Louis.
Houston to Palestine.
El Paso to St. Louis.
Dining Lounge—
Longview to St. Louis.
Ft. Worth to Marshall.

No. 220

Mo. Pac. Parlor Car (Dr)—
Hot Springs to Memphis. [2201].

Sleepers—
Hot Springs to Chicago (14 Rmte. 1 Dr. 2 DBR) [83]. (Train 8 from Little Rock).

Coaches—
Hot Springs to Memphis.
Hot Springs to Memphis (Grill-Lounge).

The Texan No. 26

Sleepers:
Houston to St. Louis (10-1-2) [1260].
Mexico City to St. Louis (10-1-2) [265]. (Train 22 to San Antonio)

Coaches—
Houston to St. Louis.
Houston to Palestine (Grill).
San Antonio to St. Louis.
Cafe—Parlor Car
San Antonio to Palestine.
Dining-Lounge
Little Rock to St. Louis.

Designating Number of Sleeping or Parlor Cars indicated in brackets [].
Capacity of sleepers shown in parenthesis—(12-1)—12 Section 1 drawing room—(10-1-2) 10 Section 1 drawing room 2 compartment—(14 Rmte. 4 DBR) 14 Roomette
4 Double Bedroom—(8 Sec. 5 DBR)—8 Section 5 double bedroom. (14 Rmte. 1 Dr. 2 DBR) 14 Roomette 1 Drawing Room 2 Double Bedroom.

TABLE S KANSAS CITY — LITTLE ROCK — HOT SPRINGS

	15-117		220-124-16
Lv KANSAS CITY.....	8.30 Su	Lv HOT SPRINGS.....	2.00 Mo
Lv COFFEYVILLE.....	2.35 Mo	Ar LITTLE ROCK.....	3.15 Mo
Lv FT. SMITH.....	7.20 Mo		
Ar LITTLE ROCK.....	11.59 Mo	Lv LITTLE ROCK.....	3.45 Mo
		Lv FT. SMITH.....	8.53 Mo
Lv LITTLE ROCK.....	▲12.05 Mo	Lv COFFEYVILLE.....	1.40 Tu
Ar HOT SPRINGS.....	▲3.20 Mo	Ar KANSAS CITY.....	7.40 Tu

No. 117
The Rainbow Special

Sleeper—
Kansas City to Little Rock (10 Sec. 1 Dr. 2 Compt.) [1171]
Coach—Kansas City to Little Rock.
Grill Coach—Kansas City to Little Rock.

No. 124
The Rainbow Special

Sleeper—
Little Rock to Kansas City. (10 Sec. 1 Dr. 2 Compt.) [1241]
Coach—Little Rock to Kansas City.
Grill Coach—Little Rock to Kansas City.

TABLE T ST. LOUIS — MEMPHIS — NEW ORLEANS — LAKE CHARLES

	7-335-103	31-201-131		132-202-32	116-8
Lv ST. LOUIS.....	12.45 Su	5.15 Su	Lv LAKE CHARLES..	1.05 Su	
Lv MEMPHIS.....	4.00 Su	8.30 Su	Lv NEW ORLEANS..	8.35 Su	7.50 Su
Lv LITTLE ROCK.....	5.50 Su	1.30 Mo	Lv ALEXANDRIA...	4.15 Su	4.30 Mo
Ar MONROE.....	11.25 Su	6.30 Mo	Lv MONROE.....	6.45 Mo	7.10 Mo
Ar ALEXANDRIA...	1.40 Mo	8.55 Mo	Ar LITTLE ROCK....	11.15 Mo	12.15 Mo
Ar NEW ORLEANS...	7.10 Mo	7.15 Mo	Ar MEMPHIS.....	6.30 Mo	
Ar LAKE CHARLES..		12.15 Mo	Ar ST. LOUIS.....	7.50 Mo	11.00 Mo

No. 131
Louisiana Sunshine Special

Sleeper—
St. Louis to Lake Charles (8 Sec. 5 Double Bedroom) [312] (No. 31 to Little Rock.)
Coach—Little Rock to Lake Charles.
Grill—Coach—Little Rock to Alexandria.

No. 103

Sleepers—
Little Rock to New Orleans (10 Sec. 1 Dr. 2 Compt.) [1031]
Grill—Coach—
Little Rock to Monroe.
Coach—Little Rock to New Orleans.

No. 132
Louisiana Sunshine Special

Sleeper—
Lake Charles to St. Louis (8 Sec. 5 Double Bedroom) [1021] (No. 32 from Little Rock.)
Coach—Lake Charles to Little Rock.
Grill—Coach—Alexandria to Little Rock.

No. 116—The Southerner

Sleepers—
New Orleans-Little Rock (10 Sec. 1 Dr. 2 Compt.) [1161]
Coach—New Orleans-Little Rock.
Grill Coach—
Monroe to Little Rock.

TABLE U KANSAS CITY — NEWPORT

	210-221 Daily		232-211 Daily
Lv KANSAS CITY.....	11.50	Lv NEWPORT.....	5.30
Ar BRANSON.....	8.00	Lv HOLLISTER.....	10.42
Ar HOLLISTER.....	8.07	Lv BRANSON.....	10.50
Ar NEWPORT.....	1.25	Ar KANSAS CITY.....	6.15

Grill—Coach—Between Kansas City and Newport.

▲Via Missouri Pacific Bus Lines—rail tickets honored—remains cannot be handled.

Open New World Markets



with
this combination!

Powerful, modern locomotives; freight cars of varied types and capacities; dependable schedules via direct routes that reach eleven principal Gulf Ports and the Laredo and Brownsville Gateways to Mexico. That's the combination Missouri Pacific offers shippers whose business needs new foreign markets or sources of supply.

It will pay you to try this Mo. Pac.-Gulf Ports combination if reliable export-import transportation is important to your business. For detailed information, expert advice and assistance, call on the nearest Missouri Pacific freight traffic office. Or, if it is more convenient, write or wire . . .

A. W. AYLIN
Foreign Freight Traffic Manager
1706 Missouri Pacific Building
St. Louis 3, Mo.

*Baton Rouge, Beaumont, Brownsville, Corpus Christi, Galveston, Houston, Lake Charles, New Orleans, Orange, Port Isabel, Texas City

The case for going first class!



Where else (except by Pullman) can you travel in a private room—relax in your own Club—dine in a fine restaurant—and sleep in a full-size comfortable bed?

Weigh ALL the evidence and you'll find . . .

It's good business to

GO PULLMAN

COMFORTABLE, CONVENIENT AND SAFE

TABLE **V** NEW ORLEANS, BATON ROUGE, BEAUMONT, HOUSTON CALIFORNIA

	3 Daily	9 Daily		SFe 24-65	
Lv NEW ORLEANS...	9 35 Su	10 10 Su	Lv SAN FRANCISCO...	7 45 Fr
Lv BATON ROUGE...	10 45 Su	12 20 Mo	Lv LOS ANGELES...	1 40 Fr
Ar BEAUMONT...	3 50 Su	5 30 Mo	Lv GRAND CANYON...	8 00 Fr
Ar HOUSTON...	6 10 Su	7 50 Mo	Ar HOUSTON...	8 15 Su
	SFe 66-23			4 Daily	10 Daily
Lv HOUSTON...	6 45 Su	Lv HOUSTON...	9 05 Su	9 35 Su
Ar GRAND CANYON...	7 00 Tu	Lv BEAUMONT...	11 25 Su	11 45 Su
Ar SAN FRANCISCO...	5 25 Tu	Ar BATON ROUGE...	5 00 Su	4 55 Mo
Ar LOS ANGELES...	10 40 Tu	Ar NEW ORLEANS...	7 15 Su	7 05 Mo

Nos. 3 and 4—The Orleanean

Sleeper..... Between New Orleans and Oakland
6 Sec. 6 Rmte 4 DBR [237-247]

Cafe-Lounge..... Between New Orleans and Houston.

DeLuxe Chair Cars and Coaches..... Between New Orleans and Houston.

Nos. 9 and 10—The Houstonian

Sleeper, 8-Sec. 5 Double BedRoom..... Between New Orleans and Houston [95-105].

DeLuxe Chair Cars and Coaches..... Between New Orleans and Houston.

TABLE **W** ST. LOUIS AND MEMPHIS TO THE RIO GRANDE VALLEY

(VIA HOUSTON)	21-201-25-11 Daily	15-215 Daily	(VIA HOUSTON)	16-216 Daily	12-26-202-22 Daily
Lv ST. LOUIS.....	5 45 Su	Lv MISSION.....	6 30 Su	▲6 00 Su
Lv MEMPHIS.....	8 30 Su	Lv BROWNSVILLE...	8 15 Su	6 45 Su
Ar HOUSTON.....	10 25 Mo	Lv HARLINGEN.....	9 15 Su	7 30 Su
Lv HOUSTON.....	11 15 Mo	9 20 Mo	Lv CORPUS CHRISTI...	11 45 Su	9 50 Su
Ar CORPUS CHRISTI...	4 55 Mo	4 35 Tu	Ar HOUSTON.....	7 30 Mo	3 15 Su
Ar HARLINGEN.....	7 20 Mo	6 45 Tu	Lv HOUSTON.....	4 00 Su
Ar BROWNSVILLE...	8 10 Mo	8 00 Tu	Ar MEMPHIS.....	6 30 Mo
Ar MISSION.....	▲8 50 Mo	8 55 Tu	Ar ST. LOUIS.....	8 20 Mo

Nos. 15 and 16—The Pioneer

Sleepers.... Between Houston and Brownsville (10 Sec. 1 Dr. 2 Compt.) [150-160].

Chair Car & Between Houston and Brownsville.

Coaches.... Between Odem and Corpus Christi.
Between Harlingen and Mission.

Nos. 11 and 12—The Valley Eagle

Coaches.... Between Houston and Brownsville. (Grill)
Between St. Louis-Houston and Corpus Christi.
Between San Antonio and Brownsville.

(VIA SAN ANTONIO)	21-201-205 Daily	(VIA SAN ANTONIO)	206-22-202 Daily
Lv ST. LOUIS.....	5 45 Su	Lv MISSION.....	▲6 00 Mo
Lv MEMPHIS.....	8 30 Su	Lv BROWNSVILLE...	6 45 Mo
Ar SAN ANTONIO...	12 20 Mo	Lv HARLINGEN.....	7 30 Mo
Lv SAN ANTONIO...	12 30 Mo	Lv CORPUS CHRISTI...	9 50 Mo
Ar CORPUS CHRISTI...	4 55 Mo	Ar SAN ANTONIO...	1 55 Mo
Ar HARLINGEN.....	7 20 Mo	Lv SAN ANTONIO...	2 10 Mo
Ar BROWNSVILLE...	8 10 Mo	Ar MEMPHIS.....	6 30 Tu
Ar MISSION.....	▲8 50 Mo	Ar ST. LOUIS.....	8 20 Tu

Nos. 205 and 206

DeLuxe Chair Cars and Coaches..... Between San Antonio and Corpus Christi.
Between San Antonio and Brownsville.

▲Via Missouri Pacific Bus Lines-rail tickets honored—remains cannot be handled.

ST. LOUIS — KANSAS CITY — OMAHA — LINCOLN

Miles	TABLE 1 11-2-52	5-105-605 Daily	15 Daily	11 Daily	19-119- 609 Daily	9 Daily	35 Daily Ex. Sat. Su. & Holidays
0	Lv ST. LOUIS	8.50	1.50	4.00	5.00	11.50	4.25
3	Lv Tower Grove	8.58	2.00	4.07	5.10	11.58	4.33
7	Lv Maplewood						4.41
10	Lv Webster Groves						4.52
13	Lv Kirkwood	9.10	2.12	4.20	5.30	12.20	5.05
18	Lv Valley Park						5.17
23	Lv Jedsburg						5.32
27	Lv Eureka						5.38
30	Lv Allenton						f
34	Lv Pacific						5.50
39	Lv Gray Summit						
51	Lv Washington	9.47	2.50		6.12	1.05	
64	Lv New Haven				6.30	★ 1.18	
71	Lv Berger				6.41		
77	Lv Hermann				6.54	★ 1.32	
85	Lv Gasconade		f 3.27				
89	Lv Morrison				7.10		
97	Lv Chamois		★ 3.41		7.19		
102	Lv St. Aubert						
109	Lv Bonnot's Mill				7.33		
114	Lv Osage		★ 3.59				
122	Lv Jafferson City	10.58	4.15	6.00	7.55	2.25	
122	Lv Jafferson City	11.00	4.20	6.05	8.05	2.40	
137	Lv Centertown						
147	Lv California	★ 11.28	4.49		8.35	★ 3.22	
153	Lv Clarksburg						
159	Lv Tipton		5.03			★ 3.35	
164	Lv Syracuse						
172	Lv Otterville						
185	Lv Sedalia	12.15	5.45	7.10	9.25	4.20	
192	Lv Dresden						
197	Lv Lamonte						
204	Lv Knobnoster				f 9.43		
208	Lv Montserrat						
215	Lv Warrensburg	12.43	6.20	★ 7.37	10.02	5.03	
221	Lv Centerview						
229	Lv Holden		6.38				
239	Lv Strasburg						211 Daily
246	Ar Pleasant Hill	★ 1.17	★ 6.57		11.05	5.55	
246	Lv Pleasant Hill	★ 1.17	★ 6.57		11.05	5.55	f 4.50
251	Lv Greenwood						f 4.57
256	Lv Lee's Summit	★ 1.30				★ 6.15	
270	Lv Independence	★ 1.45	★ 7.20	★ 8.27	11.40	6.45	5.10
279	Ar KANSAS CITY	2.10	7.45	9.00	12.15	7.20	6.15
		105			119	Bus	
279	Lv KANSAS CITY				12.40	8.45	
282	Lv Kansas City Kan.	2.25				9.10	
296	Lv Wolcott						
307	Lv Leavenworth	3.00			1.35	10.05	
309	Lv Fort Leavenworth	3.05			1.42	10.15	
317	Lv Oak Mills						
328	Ar Atchison	3.25			2.20	10.55	
335	Lv Shannon				f 2.35		
338	Lv Lancaster				f 2.42		
344	Lv Huron				f 2.51		
349	Lv Everest				f 3.01		
355	Lv Willis				f 3.12		
359	Lv Baker				f 3.17		
367	Lv Hiawatha	4.06			3.45		
372	Lv Padonia				f 3.55		
376	Lv Reserve, Kan.				f 4.02		
382	Lv Falls City, Neb.	4.22			4.18		
392	Lv Verdon				4.35		
398	Lv Stella				4.45		
405	Lv Howe				f 4.55		
411	Lv Auburn	4.50			5.15		
420	Lv Julian				5.30		
426	Lv Paul				f 5.40		
433	Lv Nebraska City	5.20			6.00		
444	Ar Union	5.35			6.30		
444	Lv Union	5.35			6.30		
452	Lv Murray				f 6.41		
459	Lv Plattsmouth	★ 6.52			6.50		
468	Lv Fort Crook	★ 6.05			f 7.08		
478	Ar OMAHA (Un. Sta.)	6.40			7.45		
		605			609		
444	Lv Union	6.50			8.55		
448	Lv Nehawka	f 5.58			9.05		
457	Lv Weeping Water	6.11			9.20		
464	Lv Wabash	f 6.21			f 9.33		
468	Lv Elmwood	6.28			9.40		
476	Lv Eagle	f 6.38			9.53		
483	Lv Walton				f 10.05		
492	Ar LINCOLN	7.20			10.30		

New Vegetation Control Cars in Service on Mo. Pac.



One of the railroading operations that is seldom seen or heard of by shippers or travelers but which, nevertheless, contributes to dependable transportation service is vegetation control—or, more plainly, keeping the weeds down. In many areas of lush growth this is more than a matter of good housekeeping; it is essential if safe and efficient operations are to be maintained.

Illustrated above is one of the Missouri Pacific's seven new vegetation control cars, constructed at Sedalia, Mo., and placed in service early this summer. These cars do their job by spraying an oil emulsion on the weeds at the sides of the right of way. The liquid is forced by pressure pumps through nozzles extending 11 feet from each side of the cars. When not in use the nozzles fold back against the sides of the cars.

Vegetation control cars are painted the conventional box car red except at the front and rear which are bright yellow. Each car is equipped with radio so that the operator may keep in constant communication with the crew of the locomotive pushing it through the area to be sprayed.

★—Stops to receive or discharge revenue passengers.
 ■—Stops to receive revenue passengers.

f—Stops on signal.



St. Louis

PREMIER TRAVEL GATEWAY



To and From the WEST-SOUTHWEST

The lofty clock tower that rises above St. Louis Union Station is a landmark familiar to thousands of travelers. For St. Louis still retains the pre-eminent position as a transportation gateway that first was recognized when it was a village near the junction of the Mississippi and Missouri rivers and pioneer explorers, trappers and traders headed westward and southwestward from there.

Today, whatever your starting point, direction or destination it is more than likely you will find the most direct route and make the best train connections traveling through St. Louis. The tracks of 14 major railroads converge under the mammoth train shed of the central Union Station. Connections are made quickly and easily without changing stations and all facilities—ticket and information offices, waiting rooms, baggage counters, train platforms—are conveniently located on one level.

St. Louis is a popular stop-over point too. It offers excellent hotel accommodations shopping and entertainment facilities. A number of its many tourist attractions are unique and world famous.

Missouri Pacific Lines operate 22 passenger trains into and out of St. Louis daily, more than any other railroad serving this important gateway. Heading the Missouri Pacific fleet are the Texas, Colorado and Missouri River Eagles. These popular streamliners and all Missouri Pacific trains provide direct connections in Union Station with other trains to and from the North, the East and Southeast.

LINCOLN — OMAHA — KANSAS CITY — ST. LOUIS

Miles	TABLE 11-2-52	2	606- 106-6 Daily	12 Daily	14 Daily	610- 110-10 Daily	20 Daily	
0	Lv LINCOLN		7.05			3.15		
9	Lv Walton		f 7.23			3.33		
16	Lv Eagle		f 7.33			3.42		
24	Lv Elmwood		7.46			3.55		
28	Lv Wabash		f 7.53			f 4.02		
35	Lv Weeping Water		8.03			4.13		
44	Lv Nehawka		8.16			4.26		
48	Ar Union		8.40			4.50		
			106			110		
0	Lv OMAHA (Un. Sta.)		8.00			4.00		
10	Lv Fort Crook		★8.18			f 4.20		
19	Lv Plattsmouth		★8.28			4.32		
26	Lv Murray							
34	Ar Union		8.45			4.55		
48	Lv Union		8.45			4.55		
59	Lv Nebraska City		8.59			5.09		
66	Lv Paul							
72	Lv Julian							
81	Lv Auburn		9.25			5.47		
87	Lv Howe							
94	Lv Stella							
100	Lv Verdon							
110	Lv Falls City, Neb.		9.56			6.30		
116	Lv Reserve, Kan.							
120	Lv Padonia							
125	Lv Hiawatha					6.52		
133	Lv Baker		10.12					
137	Lv Willis							
143	Lv Everest							
148	Lv Huron							
154	Lv Lancaster							
157	Lv Shannon							
164	Lv Atchison		10.55			7.50		
175	Lv Oak Mills							
183	Lv Fort Leavenworth		11.14			8.10		
185	Lv Leavenworth		11.19			8.20		6.30
196	Lv Wolcott							
210	Lv Kansas City, Kan.							7.25
213	Ar KANSAS CITY		11.59			9.20		7.45
			6	12	14	10	20	210
213	Lv KANSAS CITY		12.20	7.01	4.00	11.30	1.45	11.50
222	Lv Independence		★12.35	★7.15	★4.18	11.55	★2.05	12.16
236	Lv Lee's Summit		★12.50					12.36
241	Lv Greenwood							f12.43
246	Ar Pleasant Hill		★1.02		★4.45	12.35	3.05	1.00
246	Lv Pleasant Hill		★1.02		★4.45	12.35	3.05	
253	Lv Strasburg							
263	Lv Holden					12.58		
271	Lv Centerville							
277	Lv Warrensburg		1.36	★8.07	5.15	1.25	★3.38	
284	Lv Montserrat							
288	Lv Knobnoster				f 5.24			
295	Lv Lamonte							
300	Lv Dresden							
307	Lv Sedalia		2.10	8.37	5.45	2.15	4.20	
320	Lv Otterville							
328	Lv Syracuse							
333	Lv Tipton					2.50		
339	Lv Clarksburg							
345	Lv California		★2.49	★9.14		3.10	★5.00	
355	Lv Centertown							
370	Ar Jefferson City		3.15	9.40	7.10	3.45	5.30	
370	Lv Jefferson City		3.20	9.45	7.20	4.00	5.35	
378	Lv Osage					f 4.13		
383	Lv Bonnot's Mill					4.21		
390	Lv St. Aubert							
395	Lv Chamois				★7.47	4.40		
403	Lv Morrison					4.52		
407	Lv Gasconade					4.59		
415	Lv Hermann				8.12	5.12		
421	Lv Berger					5.22		
428	Lv New Haven				8.30	5.37		
441	Lv Washington		4.28		8.45	5.55	6.50	
453	Lv Gray Summit							
458	Lv Pacific							
462	Lv Allenton							
465	Lv Eureka							
469	Lv Jedburg							
474	Lv Valley Park							
479	Lv Kirkwood		●5.10	●11.31	●9.35	6.45	7.30	6.15
482	Ar Webster Groves					6.50		6.24
485	Ar Maplewood					7.00	●7.39	6.33
489	Ar Tower Grove		5.22	11.44	9.47	7.11	7.45	6.39
492	Ar ST. LOUIS		5.40	12.01	10.05	7.28	8.05	6.57

★—Stops to receive or discharge revenue passengers.
●—Stops to discharge revenue passengers.

f—Stops on signal.

**ST. LOUIS — KANSAS CITY — COLORADO —
UTAH — CALIFORNIA**

Miles	TABLE 6-28-53	3	15 Daily	11 Daily	Bus Daily
0	Lv ST. LOUIS		1.50	4.00	
3	Lv Tower Grove		2.00	4.07	
10	Lv Webster Groves				
13	Lv Kirkwood	■	2.12	4.20	
51	Lv Washington		2.50		
122	Lv Jefferson City		4.20	6.05	
147	Lv California		4.49	7.10	
185	Lv Sedalia		5.45		
215	Lv Warrensburg		6.20	7.37	
246	Lv Pleasant Hill	★	6.57		
270	Lv Independence	★	7.20	8.27	
279	Ar KANSAS CITY		7.45	9.00	
279	Lv KANSAS CITY		8.30	9.10	
331	Lv Paola (M. P. Sta.)		9.55		
331	Lv Paola (Fscso. Sta.)			10.00	
338	Ar Osawatomie		10.25	10.13	
338	Lv Osawatomie		10.25	10.13	
359	Lv Ottawa		10.58	10.34	
391	Lv Osage City		11.48		
411	Lv Allen	f	12.07		
429	Lv Council Grove		12.31	11.48	
441	Lv Wilsey	f	12.47		
456	Lv Herington		1.03	12.14	
464	Lv Hope	f	1.18		
476	Lv Carlton	f	1.33		
483	Ar Gypsum		1.42		
<i>Via Salina</i>					
483	Lv Gypsum		1.42		
500	Ar SALINA		2.20		
500	Lv SALINA		2.20		
509	Lv Smolan	f	2.35		
516	Lv Falun	f	2.45		
525	Ar Marquette		3.00		
<i>Via Lindsborg</i>					
483	Lv Gypsum			12.57	
501	Lv Lindsborg				
510	Ar Marquette		3.00		
510	Lv Marquette				
518	Lv Langley				
529	Ar Geneseo		3.45	1.32	
529	Lv Geneseo		3.45	1.32	
542	Lv Bushton	f	4.12		
550	Lv Claflin		4.25		
563	Ar Hoisington (CT)		2.07		
563	Lv Hoisington (MT)		1.15	2.05	
595	Lv La Crosse	★	1.46	3.00	
610	Lv McCracken			3.30	
621	Lv Brownell			3.50	
632	Lv Ransom			4.07	
645	Lv Utica			4.35	
660	Lv Shields			5.05	
668	Lv Healy			5.20	
687	Ar Scott City		3.09	6.00	
687	Lv Scott City		3.09	6.05	
712	Lv Leoti			3.40	
734	Lv Tribune			4.07	
736	Lv Horace, Kan.			7.30	
751	Lv Towner, Colo.			7.54	
763	Lv Sheridan Lake			8.11	
771	Lv Brandon			8.22	
777	Lv Chivington			8.31	
791	Lv Eads	★	4.56		
811	Lv Haswell			9.20	
826	Lv Arlington			9.40	
846	Lv Sugar City	★	5.45	10.05	
851	Lv Ordway		5.53	10.15	
857	Lv Crowley			10.28	
862	Lv Olney Springs			10.37	
881	Lv Boone			11.09	
902	Ar PUEBLO			11.59	
<i>DRGW</i>					
902	Lv PUEBLO		7.10		
946	Lv Colorado Springs (A.T. & S.F. Sta.)			8.01	
1021	Ar DENVER			9.40	
902	Lv PUEBLO		12.10		
947	Ar Royal Gorge		1.33		
1143	Ar Glenwood Springs		8.27		
1528	Ar Salt Lake City (MT)		8.00		
1528	Lv Salt Lake City (MT)		10.40		
2317	Ar Sacramento (PT)		12.55		
2362	Lv Stockton		1.53		
2448	Ar Oakland		4.00		
2455	Ar SAN FRANCISCO		4.50		

★—Stops to receive or discharge revenue passengers.
 ■—Stops to receive revenue passengers.


**CALIFORNIA — UTAH — COLORADO —
KANSAS CITY — ST. LOUIS**

Miles	TABLE 5-13-51	4	16-6 Daily	12 Daily	Bus Daily
0	Lv SAN FRANCISCO			9.00	
7	Lv Oakland			9.40	
93	Lv Stockton			11.40	
138	Lv Sacramento (PT)			12.35	
927	Ar Salt Lake City (MT)			5.20	
927	Lv Salt Lake City (MT)			5.30	
1312	Lv Glenwood Springs			4.10	
1508	Lv Royal Gorge			10.36	
1553	Ar PUEBLO			12.05	
<i>DRGW</i>					
0	Lv DENVER			3	
75	Lv Colorado Springs (D.&R.G.W. STA.)			4.10	
				5.48	
119	Ar PUEBLO			6.40	
1553	Lv PUEBLO			6.50	
1574	Lv Boone				
1593	Lv Olney Springs				
1598	Lv Crowley				
1604	Lv Ordway			7.37	
1609	Lv Sugar City			7.42	
1629	Lv Arlington				
1634	Lv Haswell				
1654	Lv Eads			8.31	
1678	Lv Chivington				
1684	Lv Brandon				
1692	Lv Sheridan Lake				
1704	Lv Towner, Colo.				
1719	Lv Horace, Kan.			9.25	
1721	Lv Tribune				
1743	Lv Leoti			9.46	
1768	Ar Scott City			10.11	
1768	Lv Scott City			10.11	
1787	Lv Healy				
1795	Lv Shields				
1810	Lv Utica				
1823	Lv Ransom				
1834	Lv Brownell				
1845	Lv McCracken				
1860	Lv La Crosse	★		11.29	
1892	Ar Hoisington (MT)			12.02	
1892	Lv Hoisington (CT)			1.12	
1905	Lv Claflin			11.40	
1913	Lv Bushton	f		11.57	
1926	Ar Geneseo			12.06	
1926	Lv Geneseo			12.30	
1937	Lv Langley			12.30	
1945	Ar Marquette				
<i>Via Lindsborg</i>					
1945	Lv Marquette			12.52	
1954	Lv Lindsborg				
1972	Ar Gypsum				
<i>Via Salina</i>					
1930	Lv Marquette			12.52	
1939	Lv Falun			1.05	
1946	Lv Smolan			1.14	
1955	Ar SALINA			1.45	
1955	Lv SALINA			1.45	
1972	Ar Gypsum			2.23	
1972	Lv Gypsum			2.23	
1979	Lv Carlton			2.32	
1991	Lv Hope			2.45	
1999	Lv Herington			2.55	
2014	Lv Wilsey			3.11	
2026	Lv Council Grove			3.30	
2044	Lv Allen				
2064	Lv Osage City			4.23	
2064	Lv Ottawa			5.03	
2096	Lv Ottawa			5.45	
2117	Ar Osawatomie			5.45	
2117	Lv Osawatomie			5.45	
2124	Ar Paola (Fscso. Sta.)			6.00	
2124	Lv Paola (M. P. Sta.)			7.40	
2176	Ar KANSAS CITY			6.40	
2176	Lv KANSAS CITY			12.20	
2185	Lv Independence	★		12.35	
2209	Lv Pleasant Hill	★		1.02	
2240	Lv Warrensburg	★		1.36	
2270	Lv Sedalia	★		2.10	
2308	Lv California	★		2.49	
2333	Lv Jefferson City	★		3.20	
2404	Lv Washington	★		4.28	
2442	Ar Kirkwood	●		5.10	
2445	Ar Webster Groves				
2445	Lv Tower Grove			5.22	
2452	Ar Tower Grove			5.40	
2455	Ar ST. LOUIS			12.01	

f—Stops on signal.
 ●—Stops to discharge revenue passengers.

TEXAS

gulf coast!



A smile of satisfaction illumines the face of the returning vacationer as he recalls with delight the pleasures resulting from a visit to the Texas Gulf Coast region. Known also as the Texas Riviera, the region abounds in opportunities for hunting, fishing, boating, swimming, golfing, horse back riding or just plain loafing.

Houston, the principal metropolis of the area, offers the visitor vacation activities mingled with the cosmopolitan aspects of an industrial and commercial center.

Galveston, a year 'round resort city, boasts of fine modern hotels, tourist courts, cottages and apartments, all especially equipped to meet the requirements of vacationers.


Corpus Christi's semi-tropical climate makes fishing, boating and swimming always popular. Local beaches have no undertow and they are safe for the very young and the very old.

The Rio Grande Valley, down at the very tip of Texas, is not only one of the country's outstanding agricultural areas but is becoming increasingly better known for its splendid recreational facilities.

This vacationer's paradise lies within easy reach from St. Louis or Memphis via Missouri Pacific's deluxe, streamlined TEXAS EAGLE. Connecting directly with trains from the north, east and southeast, the TEXAS EAGLE provides coach and sleeping car service and diner-lounge accommodations to San Antonio and Houston. At Houston connection is made with the streamlined VALLEY EAGLE for Corpus Christi, the Gulf Coast and the Lower Rio Grande Valley.

For complete information about a Texas vacation, see or phone the nearest Missouri Pacific passenger representative or write to...

R. J. McDERMOTT
 General Passenger Traffic Manager
 1601 Missouri Pacific Building
 St. Louis 3, Missouri





Every year visitors by the thousands flock to Hot Springs from all points of the compass. Many come to enjoy the beneficial effects of the thermal springs. Others pass their time in rest and relaxation. For those who enjoy an active outdoor life there are fishing and boating, hiking, horseback riding and golfing.

The hours after sundown are filled with gaiety and entertainment in the city's many hotels, cafes and night clubs which are celebrated for the quality and variety of their cuisine.

Living accommodations are graded and priced to fit the taste and purse of every Hot Springs visitor and range from tourist courts, modest apartments and boarding houses to luxurious suites in top-ranking hotels.

Hot Springs is easily reached by Missouri Pacific Lines' trains and buses via Little Rock, largest city and capital of Arkansas. Daily service from the North, East, South and West offers a choice of accommodations ranging from coaches and parlor cars to sleeping cars on trains leaving Chicago, St. Louis, Kansas City, Omaha, Memphis, New Orleans and Texas cities at convenient hours.

For information concerning a holiday in Hot Springs, see or phone the nearest Missouri Pacific representative or write to . . .

R. J. McDERMOTT
General Passenger Traffic Manager
1601 Missouri Pacific Building
St. Louis 3, Missouri



TABLE 11-2-52

5

ST. LOUIS — FORT SCOTT — WICHITA

Miles		19-419 Daily	19-221 Daily	Miles		420-20 Daily	232-14 Daily
0	Lv ST. LOUIS	5.00	5.00	0	Lv WICHITA	7.45	
For time	At Intermediate points, see Table No.	11.05	11.05	11	Lv Greenwich	f 8.04	
246	Ar Pleasant Hill	11.05	11.05	16	Lv Benton	f 8.10	
246	Lv Pleasant Hill	11.35	1.20	22	Lv Towanda	f 8.17	
256	Lv Harrisonville	11.52	1.41	25	Lv Midian	f 8.21	
269	Lv Archie	f 12.13	f 1.58	31	Lv Eldorado	f 8.31	
275	Lv Adrian	f 12.13	f 1.58	38	Lv Pontiac		
284	Lv Butler	12.25	2.20	43	Lv Rosalia	f 8.45	
296	Ar Rich Hill	1.00	2.50	54	Lv Reece	f 9.02	
296	Lv Rich Hill	1.00		64	Lv Eureka	f 9.17	
305	Lv Metz	1.13		77	Lv Neal	f 9.34	
314	Lv Richards, Mo.	1.25		85	Lv Toronto	f 9.45	
323	Ar Ft. Scott, Kan.	1.40		90	Lv Batesville		
323	Lv Ft. Scott, Kan.	1.50		98	Lv Yates Center	10.02	
333	Lv Redfield	2.06		101	Ar Durand	10.05	
338	Lv Uniontown	2.14		101	Lv Piqua	10.25	
346	Lv Bronson	2.25		110	Lv Lola	10.35	
351	Lv Moran	2.46		117	Lv La Harpe	10.50	
358	Lv La Harpe	2.46		123	Lv La Harpe	10.57	
364	Lv Iola	3.05		130	Lv Moran	11.06	
371	Lv Piqua	3.17		135	Lv Bronson	11.14	
380	Ar Durand	3.30		143	Lv Uniontown	11.14	
380	Lv Durand	4.01		148	Lv Redfield	11.24	
383	Lv Yates Center	4.10		158	Ar Ft. Scott, Kan.	11.32	
391	Lv Batesville	f 4.20		158	Lv Ft. Scott, Kan.	11.58	
396	Lv Toronto	f 4.29		167	Lv Richards, Mo.	12.12	
404	Lv Neal	4.40		176	Lv Metz	12.24	
417	Lv Eureka	5.03		185	Ar Rich Hill	12.35	
427	Lv Reece	5.16		16	Lv Carthage		1.20
438	Lv Rosalia	5.38		27	Lv Jasper		1.36
443	Lv Pontiac	f 5.45		38	Lv Lamar		1.54
450	Lv Eldorado	f 6.08		44	Lv Irwin		f 2.03
456	Lv Midian	f 6.19		49	Lv Sheldon		f 2.09
459	Lv Towanda	6.26		56	Lv Milo		f 2.19
465	Lv Benton	6.36		63	Lv Nevada		f 2.40
470	Lv Greenwich	6.46		73	Lv Horton		f 2.51
481	Ar WICHITA	7.15		81	Ar Rich Hill		3.00
296	Lv Rich Hill		2.50	185	Lv Rich Hill	12.35	3.00
304	Lv Horton		f 3.04	197	Lv Butler	12.57	3.26
314	Lv Nevada		f 3.45	206	Lv Adrian	f 1.10	3.44
321	Lv Milo		f 3.55	212	Lv Archie	f 1.18	3.54
328	Lv Sheldon		f 4.06	225	Lv Harrisonville	1.41	4.15
333	Lv Irwin		f 4.13	235	Ar Pleasant Hill	2.05	4.35
339	Lv Lamar		4.25	235	Lv Pleasant Hill	3.05	4.45
350	Lv Jasper		f 4.43	For time	At Intermediate points, see Table No.	2.	10.05
361	Ar Carthage		5.15	481	Ar ST. LOUIS	8.05	

TABLE 6-28-53

6

WICHITA — COLORADO — UTAH — CALIFORNIA

Miles		411-11 Daily	Miles		12-412 Daily
0	Lv WICHITA	9.30	0	Lv SAN FRANCISCO	9.00
10	Lv Maize	f 9.48	7	Lv Oakland	9.40
14	Lv Colwich	f 9.53	93	Lv Stockton	11.40
19	Lv Andale	10.01	138	Lv Sacramento (PT)	12.35
25	Lv Mt. Hope	10.11	927	Ar SALT LAKE CITY (MT)	5.20
32	Lv Haven	10.21			
37	Lv Yoder	10.30			
48	Lv HUTCHINSON	11.05	927	Lv SALT LAKE CITY (MT)	5.30
58	Lv Nickerson	f 11.21	1312	Lv Glenwood Springs	4.10
68	Lv Sterling	11.32	1508	Lv Royal Gorge	10.36
75	Lv Lyons	11.46	1553	Ar PUEBLO	12.05
88	Ar Geneseo	12.15	0	Lv DENVER	4.10
88	Lv Geneseo	1.32	75	Lv COLORADO SPRINGS	5.48
122	Ar Hoisington (CT)	2.07		(D. & R. G. W. Station)	
122	Lv Hoisington (MT)	1.15	119	Ar PUEBLO	6.40
461	Ar PUEBLO	7.00	1553	Lv PUEBLO (Mo. Pac.)	6.50
461	Lv PUEBLO	7.10	1892	Ar Hoisington (MT)	12.02
505	Ar COLORADO SPRINGS	8.01	1892	Lv Hoisington (CT)	1.12
580	Ar DENVER	9.40	1926	Ar Geneseo	1.51
461	Lv PUEBLO (Via DRGW)	12.10	1926	Lv Geneseo	4.00
506	Ar Royal Gorge	1.33	1939	Lv Lyons	4.27
702	Ar Glenwood Springs	8.27	1948	Lv Sterling	4.42
1087	Ar SALT LAKE CITY (MT)	8.00	1956	Lv Nickerson	4.55
1087	Lv SALT LAKE CITY (MT)	10.40	1966	Lv HUTCHINSON	5.25
1876	Ar Sacramento (PT)	12.55	1977	Lv Yoder	5.40
1921	Ar Stockton	1.53	1982	Lv Haven	5.52
2007	Ar Oakland	4.00	1989	Lv Mt. Hope	6.04
2014	Ar SAN FRANCISCO	4.50	1995	Lv Andale	6.15
			2000	Lv Colwich	6.25
			2004	Lv Maize	6.35
			2014	Ar WICHITA	7.00

f—Stops on signal.

★—Stops to receive or discharge revenue passengers.

TABLE
11-2-52

7

JEFFERSON CITY — NAPTON

Miles		95 Freight Daily Ex. Sun.	Miles		94 Freight Daily Ex. Sun.
0	Lv Jefferson City.....	1.00	0	Lv Napton.....	5.15
13	Lv Marion.....	f	5	Lv Nelson.....	f 5.25
18	Lv Sandy Hook.....	f 1.28	8	Lv Blackwater.....	5.35
25	Lv Lupus.....	f 1.38	24	Lv Boonville.....	6.30
31	Lv Wooldridge.....	f 1.46	34	Lv Overton.....	f
35	Lv Overton.....	f	38	Lv Wooldridge.....	f 7.00
45	Lv Boonville.....	2 10	44	Lv Lupus.....	f 7.10
61	Lv Blackwater.....	3.15	51	Lv Sandy Hook.....	f 7.25
64	Lv Nelson.....	f 3.20	56	Lv Marion.....	f
69	Lv Napton.....	3.30	69	Ar Jefferson City.....	8.00

TABLE
4-18-53

8

MARSHALL — LEXINGTON — KANSAS CITY

Via Missouri Pacific Bus Lines

Rail Tickets Honored — Remains Cannot Be Handled

	Bus Daily Ex. Sun. & Holi- days	Bus Daily		Bus Daily Ex. Sun. & Holi- days
Lv Marshall.....		8.30	Lv Kansas City.....	5.30
Lv Lexington.....	6.20	9.35	Lv Independence.....	6.00
Lv Wellington.....	6.32	9.47	Lv Buckner.....	6.20
Lv Napoleon.....	6.38	9.53	Lv Levasy.....	6.26
Lv Levasy.....	6.44	9.59	Lv Napoleon.....	6.32
Lv Buckner.....	6.50	10.05	Lv Wellington.....	6.38
Lv Independence.....	7.10	10.25	Ar Lexington.....	6.50
Ar Kansas City.....	7.45	10.55	Ar Marshall.....	8.00

TABLE
7-13-53

9

JEFFERSON CITY — BAGNELL DAM — SPRINGFIELD

Via Missouri Pacific Bus Lines

Remains Cannot Be Handled

	Bus Daily	Bus Daily		Bus Daily	Bus Daily
Lv JEFFERSON CITY.....			Lv SPRINGFIELD.....	6.30	12.59
Rail Station.....	12.15	5.10	Lv Lebanon.....	8.15	2.35
Bus Depot.....	12.30	5.25	Lv Camdenton.....	8.55	3.10
Lv Eldon.....	1.15	6.10	Lv Linn Creek.....	9.01	3.18
Lv Bagnell Dam.....	1.35	6.30	Lv Bagnell Dam.....	9.28	3.41
Lv Linn Creek.....	1.58	6.53	Lv Eldon.....	9.50	4.05
Lv Camdenton.....	2.05	7.00	Ar JEFFERSON CITY.....		
Ar Lebanon.....	2.40	7.45	Rail Station.....	10.35	4.50
Ar SPRINGFIELD.....	4.15	9.23	Bus Depot.....	10.40	4.55

TABLE
12-14-52

10

ST. JOSEPH — ATCHISON

Via Missouri Pacific Bus Lines

Rail Tickets Honored — Remains Cannot Be Handled

	Bus Daily	Bus Daily		Bus Daily	Bus Daily
Lv ST. JOSEPH.....	9.45	2.00	Lv ATCHISON.....	11.00	4.00
Ar ATCHISON.....	10.30	2.40	Ar ST. JOSEPH.....	11.45	4.45

TABLE
6-25-52


11

CAIRO AND POPLAR BLUFF

Via Missouri Pacific Bus Lines

Rail Tickets Honored — Remains Cannot Be Handled

	Bus Daily	Bus Daily	Bus Daily		Bus Daily	Bus Daily	Bus Daily
Lv CAIRO.....	7.00	10.15	4.30	Lv Poplar Bluff.....	7.00	10.15	4.00
Lv Charleston.....	7.32	10.50	5.05	Lv Fisk.....	7.15	10.30	4.15
Lv Bertrand.....	7.45	11.05	5.20	Lv Dexter.....	7.40	10.40	4.45
Lv Sikeston.....	8.05	11.25	5.45	Lv Essex.....	7.56	11.00	5.03
Lv Morehouse.....	8.17	11.37	5.57	Lv Gray Ridge.....	f	11.16	f
Lv Gray Ridge.....	f	f	f	Lv Morehouse.....	8.10	f	5.20
Lv Essex.....	8.33	11.53	6.13	Lv Sikeston.....	8.25	11.30	5.35
Lv Dexter.....	8.50	12.10	6.30	Lv Bertrand.....	8.40	11.50	5.50
Lv Fisk.....	9.19	12.40	7.00	Lv Charleston.....	8.55	12.20	6.05
Ar Poplar Bluff.....	9.35	1.00	7.20	Ar CAIRO.....	9.30	12.55	6.45



SEE MEXICO

Every race and nationality, native or invader, through each period of its history has left some indelible imprint on life in Mexico. Combine this fact with a beguiling climate and gorgeous array of scenic beauty and the result is a land amazing and delightful in the variety of attractions and entertainment, new scenes and experiences that it offers vacation visitors. It explains why so many holiday-seekers who have journeyed down below the Rio Grande want to return there again and again.

You can journey most conveniently and comfortably to and through Mexico by train—you'll see more of it's varied attractions that way too. So, if you are contemplating a travel vacation for the fall or winter, consider a rail cruise to Mexico via the popular Route of The Eagles. For complete information and expert assistance with your travel plans visit or phone the nearest Missouri Pacific Lines passenger office. If you find it's more convenient write direct to . . .

R. J. McDERMOTT
General Passenger Traffic Manager
Missouri Pacific Lines
1601 Missouri Pacific Bldg.,
St. Louis 3, Mo.

TABLE
6-15-52

12

ST. LOUIS — KANSAS CITY — ATCHISON —
DOWNS

Miles		19-119- 519 Daily	Miles		510- 110-20 Daily
0	Lv ST. LOUIS.....	5.00	0	Lv Downs.....	12.45
279	Ar KANSAS CITY.....	12.15	6	Lv Cawker City.....	12.55
0	Lv KANSAS CITY.....	12.40	13	Lv Glen Elder.....	1.07
3	Lv Kansas City, Kan.....		20	Lv Solomon Rapids.....	1.15
28	Lv Leavenworth.....	1.35	25	Lv Beloit.....	1.25
30	Lv Ft. Leavenworth.....	1.42	36	Lv Scottsville.....	1.42
49	Ar Atchison.....	2.20	43	Lv Jamestown.....	1.51
49	Lv Atchison.....	3.00	49	Lv Yuma.....	f 1.59
61	Lv Farmington.....	f 3.24	54	Ar Concordia.....	2.05
66	Lv Effingham.....	3.34	54	Lv.....	2.20
73	Lv Muscotah.....	3.45	65	Lv Ames.....	2.36
80	Lv Whiting.....	3.56	68	Lv Clyde.....	2.42
85	Lv Netawaka.....	4.10	75	Lv Clifton.....	2.53
91	Lv Wetmore.....	4.21	84	Lv Palmer.....	3.09
98	Lv Goff.....	4.32	88	Lv Linn.....	3.19
104	Lv Corning.....	4.46	95	Lv Greenleaf.....	3.31
111	Lv Centralia.....	5.01	101	Lv Barnes.....	3.40
119	Lv Vermillion.....	5.13	108	Lv Waterville.....	3.52
122	Lv Vieits.....	5.19	113	Lv Blue Rapids.....	4.01
127	Lv Frankfort.....	5.31	117	Lv Irving.....	4.08
134	Lv Bigelow.....	5.43	123	Lv Bigelow.....	4.20
140	Lv Irving.....	5.57	130	Lv Frankfort.....	4.32
144	Lv Blue Rapids.....	6.07	135	Lv Vieits.....	4.41
149	Lv Waterville.....	6.20	138	Lv Vermillion.....	4.49
156	Lv Barnes.....	6.33	146	Lv Centralia.....	5.01
162	Lv Greenleaf.....	6.45	153	Lv Corning.....	5.13
169	Lv Linn.....	6.57	159	Lv Goff.....	5.23
173	Lv Palmer.....	7.08	166	Lv Wetmore.....	5.34
182	Lv Clifton.....	7.23	172	Lv Netawaka.....	5.43
189	Lv Clyde.....	7.37	177	Lv Whiting.....	5.51
192	Lv Ames.....	7.43	184	Lv Muscotah.....	6.03
203	Ar Concordia.....	8.05	191	Lv Effingham.....	6.17
203	Lv.....	8.25	196	Lv Farmington.....	f 6.23
208	Lv Yuma.....	f 8.33	208	Ar Atchison.....	7.00
214	Lv Jamestown.....	8.41	208	Lv Atchison.....	7.50
221	Lv Scottsville.....	8.49	227	Lv Ft. Leavenworth.....	8.10
232	Lv Beloit.....	9.15	229	Lv Leavenworth.....	8.20
237	Lv Solomon Rapids.....	9.23	254	Lv Kansas City, Kan.....	
244	Lv Glen Elder.....	9.33	257	Ar KANSAS CITY.....	9.20
251	Lv Cawker City.....	9.43	257	Lv KANSAS CITY.....	-1.45
257	Ar Downs.....	10.00	536	Ar ST. LOUIS.....	8.05

RAILROADS HELP MAINTAIN
COMPETITORS' HIGHWAYS

IN 1952 the Missouri Pacific paid out of its revenues for the building and maintenance of highways and bridges, taxes which averaged \$100 for every mile of railroad operated. Total tax ear-marked for this purpose was slightly under \$1,000,000.

It seems rather incongruous for an industry to help pay part of its competitors' capital costs. Yet that's what the railroads do, through helping to provide the rights-of-way over which their competitors — heavy hauling, inter-city trucks — operate.

Railroads are not asking for the elimination of these taxes. They do feel, however, that commercial truckers should pay their fair share for highway construction and maintenance which impartial students of the subject contend the trucks are not now doing.

TABLE
11-2-52

14

KANSAS CITY — NEWPORT

Miles		210 221 Daily	Miles		232 211 Daily
0	Lv KANSAS CITY.....	11.50	118	Lv Newport.....	5.30
10	Lv Independence.....	12.16	121	Lv Diaz.....	f 5.33
23	Lv Lee's Summit.....	12.36	127	Lv Paroquet.....	f 5.42
28	Lv Greenwood.....	f 12.43	132	Lv Newark.....	5.47
34	Ar Pleasant Hill.....	1.00	138	Lv Sulphur Rock.....	5.58
34	Lv Pleasant Hill.....	1.20	142	Lv Moorefield.....	f 6.05
44	Lv Harrisonville.....	1.41	148	Lv Batesville.....	6.35
57	Lv Archie.....	f 1.58	161	Lv O'Neal.....	f 6.53
63	Lv Adrian.....	f 2.03	174	Lv Guion.....	7.12
68	Lv Passaic.....	f 2.15	187	Lv Sylamore.....	7.30
72	Lv Butler.....	2.20	196	Lv Boswell.....	f 7.42
84	Lv Rich Hill.....	2.50	202	Lv Creswell.....	f 7.49
93	Lv Horton.....	f 3.04	203	Lv Calico Rock.....	7.55
102	Lv Nevada.....	3.45	219	Lv Norfolk.....	8.17
109	Lv Milo.....	f 3.55	231	Lv Buffalo.....	8.33
116	Lv Sheldon.....	f 4.06	243	Ar Cotter.....	8.46
121	Lv Irwin.....	f 4.13	243	Lv Cotter.....	9.00
128	Lv Lamar.....	4.25	248	Lv Flippin.....	9.10
139	Lv Jasper.....	f 4.43	254	Lv Yellville.....	9.20
149	Ar Carthage.....	5.15	265	Lv Pyatt.....	9.36
149	Lv Carthage.....	5.40	270	Lv Zinc.....	f 9.45
164	Lv La Russell.....	f 5.58	277	Lv Bergman.....	9.55
170	Lv Stott's City.....	f 6.06	294	Lv Cricket.....	10.21
178	Lv Hoberg.....	6.16	307	Lv Hollister.....	10.42
188	Lv Aurora.....	6.45	309	Lv Branson.....	10.50
199	Lv Crane.....	7.05	322	Lv Reeds Spring.....	11.09
209	Lv Galena.....	7.22	330	Lv Galena.....	11.20
218	Lv Reeds Spring.....	7.34	340	Lv Crane.....	11.37
230	Lv Branson.....	8.00	351	Lv Aurora.....	11.53
232	Lv Hollister.....	8.07	362	Lv Hoberg.....	12.13
245	Lv Cricket.....	8.30	370	Lv Stott's City.....	f 12.23
262	Lv Bergman.....	8.57	376	Lv La Russell.....	f 12.31
269	Lv Zinc.....	f 9.07	390	Ar Carthage.....	12.55
274	Lv Pyatt.....	9.17	390	Lv Carthage.....	1.20
285	Lv Yellville.....	9.39	400	Lv Jasper.....	1.36
291	Lv Flippin.....	9.49	411	Lv Lamar.....	1.54
296	Ar Cotter.....	9.58	418	Lv Irwin.....	f 2.03
296	Lv Cotter.....	10.10	432	Lv Sheldon.....	2.09
308	Lv Buffalo.....	10.24	430	Lv Milo.....	f 2.19
320	Lv Norfolk.....	10.40	437	Lv Nevada.....	2.40
336	Lv Calico Rock.....	11.02	446	Lv Horton.....	f 2.51
337	Lv Creswell.....	f 11.10	455	Lv Rich Hill.....	3.00
343	Lv Boswell.....	f 11.17	467	Lv Butler.....	3.26
352	Lv Sylamore.....	11.31	471	Lv Passaic.....	f 3.33
365	Lv Guion.....	11.50	476	Lv Adrian.....	3.44
378	Lv O'Neal.....	f 12.09	482	Lv Archie.....	3.64
391	Lv Batesville.....	12.40	495	Lv Harrisonville.....	4.15
397	Lv Moorefield.....	f 12.51	505	Ar Pleasant Hill.....	4.35
401	Lv Sulphur Rock.....	12.57	505	Lv Pleasant Hill.....	4.50
407	Lv Newark.....	1.05	511	Lv Greenwood.....	f 4.57
412	Lv Paroquet.....	f 1.10	516	Lv Lee's Summit.....	5.10
418	Lv Diaz.....	f 1.20	529	Lv Independence.....	5.35
421	Ar Newport.....	1.25	539	Ar KANSAS CITY.....	6.16

f—Stops on signal.

★—Stops to receive or discharge revenue passengers.

A Tip to Travelers

As a protection against loss be sure every piece of your baggage, whether carried or checked, is properly identified with a card or tag showing your name and complete address.

Miles		15-117-103 Daily	Miles		116-124-16 Daily
0	Lv KANSAS CITY	8 30	0	Lv NEW ORLEANS	7 50
6	Lv Centropolis		195	Lv ALEXANDRIA	4 30
9	Lv Leeds		292	Lv MONROE	7 10
16	Lv Dodson	8 59	385	Lv McGehee	9 35
23	Lv Martin City, Mo.	f 9 10	444	Lv PINE BLUFF	11 00
32	Lv Stillwell, Kan.	f 9 24	487	Ar LITTLE ROCK	12 15
37	Lv Bucyrus	f 9 35	0	Lv MEMPHIS	8 00
42	Lv Chiles		150	Ar LITTLE ROCK	11 05
44	Lv Wagstaff		0	Lv HOT SPRINGS	2 00
52	Lv Paola	9 55	0	Ar LITTLE ROCK	3 15
59	Ar Osawatomie	10 25	54	Lv LITTLE ROCK	3 45
59	Lv Lane	10 40	487	Lv Levy	4 30
68	Lv Greely	★10 52	491	Lv Conaway	4 55
74	Lv Garnett	★10 58	518	Lv Morrilton	5 13
83	Lv Westphalia	★11 15	537	Lv Russellville	5 37
100	Lv Le Roy	★11 34	551	Lv Atkins	f 6 10
110	Lv Durand	★11 48	563	Lv Clarksville	f 6 23
124	Ar Durand	12 30	583	Lv Hartman	★6 50
0	Lv WICHITA	7 45	589	Lv Alix	f 7 03
101	Ar Durand	10 25	599	Lv Ozark	f 7 24
124	Lv Durand	12 30	604	Lv Mulberry	f 7 39
140	Lv Buffalo	★12 43	612	Lv Alma	f 8 11
144	Lv Roper		627	Ar Greenwood Jct.	8 33
147	Lv Benedict		637	Lv Fort SMITH	8 53
156	Lv Altoona	★1 00	646	Lv Greenwood Jct.	f 9 05
164	Lv Neodesha	1 08	656	Lv Roland, Okla.	f 9 12
178	Lv Independence	1 35	651	Lv Muldrow	9 20
197	Ar Coffeyville	2 20	656	Lv Hanson	9 30
197	Lv S.Coffeyville, Okla.	2 35	660	Lv Sallisaw	9 40
200	Lv Lenapah	2 56	665	Lv Vian	9 55
210	Lv Delaware	3 05	672	Lv Gore	10 10
215	Lv Nowata	3 17	678	Lv Fort Gibson	10 40
220	Lv Talala	3 35	689	Lv Okay	f 10 47
232	Lv Oologah	3 44	698	Lv Wagoner	11 05
238	Lv Claremore	4 15	720	Lv Neodesha	f 11 13
250	Lv Inola	4 30	725	Lv Inola	11 23
263	Lv Neodesha		734	Lv Claremore	11 55
271	Lv Wagoner	5 05	741	Lv Oologah	f 12 12
278	Lv Okay	5 15	749	Lv Talala	f 12 21
287	Lv Fort Gibson	5 23	762	Lv Nowata	12 43
292	Lv Gore	5 52	774	Lv Delaware	f 12 52
314	Lv Vian	6 07	780	Lv Lenapah	f 1 00
323	Lv Sallisaw	6 22	792	Lv S.Coffeyville	1 25
334	Lv Hanson		797	Ar Coffeyville, Kan.	1 40
340	Lv Muldrow	6 41	802	Lv Independence	2 10
347	Lv Roland	f 6 46	812	Lv Neodesha	2 35
352	Ar Greenwood Jct.		815	Lv Altoona	★2 45
356	Lv FORT SMITH	7 05	815	Lv Benedict	
361	Lv Greenwood Jct.	7 20	834	Lv Roper	
366	Ar Van Buren		848	Lv Buffalo	★3 03
375	Lv Alma	7 36	856	Ar Durand	3 37
385	Lv Mulberry	8 12	865	Lv Durand	4 01
400	Lv Ozark		868	Ar WICHITA	7 15
408	Lv Alix	★8 43	872	Lv Durand	3 37
413	Lv Hartman	f 9 03	888	Lv Le Roy	★3 55
423	Lv Clarksville	9 17	989	Lv Westphalia	★4 10
429	Lv Lamar	f 9 27	888	Lv Garnett	★4 35
449	Lv Russellville	10 00	892	Lv Greeley	★4 47
461	Lv Atkins	10 20	912	Lv Lane	★4 55
475	Lv Morrilton	10 40	929	Ar Osawatomie	5 15
494	Lv Conaway	11 05	938	Lv Paola	5 45
521	Lv Levy		944	Lv Wagstaff	6 00
525	Ar LITTLE ROCK	11 59	953	Lv Chiles	
525	Lv LITTLE ROCK	▲12 05	953	Lv Bucyrus	f 6 23
578	Ar HOT SPRINGS	▲3 20	960	Lv Stillwell, Kan.	f 6 33
525	Lv LITTLE ROCK	3 45	968	Lv Martin City, Mo.	f 6 50
673	Ar MEMPHIS	7 00	970	Lv Dodson	7 02
525	Lv LITTLE ROCK	5 50	975	Lv Leeds	
568	Lv PINE BLUFF	7 10	980	Lv ALEXANDRIA	1 40
627	Ar McGehee	8 30	989	Ar KANSAS CITY	7 40
720	Lv MONROE	11 25	1003		
817	Ar ALEXANDRIA	1 40	1006		
1012	Ar NEW ORLEANS	7 10	1012		

f—Stops on signal.

★—Stops to receive or discharge revenue passengers.

▲—Via Missouri Pacific Bus Lines—rail tickets honored.—Remains cannot be handled.

Above all... Enjoy

Dome Cars

on the EAGLES

Even the most seasoned traveler is sure to sit up and take notice... way up in the luxurious Planetarium-Dome coaches of Mo-PAC's famed EAGLES. What a way to see the West-Southwest... at its best!

THE TEXAS EAGLES. Planetarium-dome coaches between St. Louis and Dallas, Fort Worth, Austin and San Antonio.

THE COLORADO EAGLE. Planetarium-dome coaches between St. Louis, Kansas City and Pueblo, Colorado Springs, Denver daily.

THE MISSOURI RIVER EAGLE. Planetarium-dome coaches between St. Louis, Kansas City and Omaha.



Mealtime magic on the move

For a savory snack or a delicious dinner... enjoy MO-PAC's famed "Silver Platter" Diner Service. Especially selected fresh fruits, vegetables, and meats... prepared to your order by expert chefs, served by courteous waiters... with a side order of scenic surprises!

R. J. McDERMOTT
General Passenger Traffic Manager
1601 Missouri Pacific Bldg.
St. Louis 3, Missouri



Miles		7-103 Daily	31-131 Daily	Miles		132-32 Daily	116-8 Daily
0	Lv ST. LOUIS	12.45	5 15	0	Lv NEW ORLEANS (Union Station)	8.35	
349	Ar LITTLE ROCK	10.30	12.25	194	Ar Kinder	1.55	
0	Lv MEMPHIS	4.00	8.30	0	Lv HOUSTON	9.05	
149	Ar LITTLE ROCK	Via McGehee	11.45	90	Lv BEAUMONT	11.25	
0	Lv HOT SPRINGS	2.00	8.00	173	Ar Kinder	1.33	
54	Ar LITTLE ROCK	3.15	9.45	0	Lv LAKE CHARLES	1.05	
0	Lv LITTLE ROCK	5.50	1.30	26	Lv Fenton	f 1.42	
6	Lv Sweet Home			36	Ar Kinder	1.55	
13	Lv Wrightsville			36	Lv Kinder	2.10	
18	Lv Woodson			47	Lv Oberlin	2.25	
24	Lv Redfield			61	Lv Oakdale	2.45	
29	Lv Jefferson Springs			73	Lv Glenmora	2.63	
34	Lv Dexter			76	Lv Long Leaf	2.80	
43	Lv PINE BLUFF	7.10	2.40	79	Lv Forest Hill	3.14	
43	Lv Noble Lake			81	Lv Bringham		
57	Lv Moscow			87	Lv Woodworth	3.29	
65	Lv Grady	7.37		98	Ar ALEXANDRIA	4.00	
70	Lv Varner			0	Lv NEW ORLEANS Thalia & Annunciation		7.50
75	Lv Gould	7.49		11	Lv Avondale		8.40
83	Lv Dumas	8.00	★3.26	64	Lv Donaldsonville		9.38
86	Lv Pickens			75	Lv White Castle		9.52
91	Lv Winchester			85	Lv Plaquemine		10.08
95	Lv Tillar			90	Lv Addis		10.20
102	Ar McGehee	8.30	3.50	129	Lv Melville		11.45
102	Lv McGehee	8.45	4.05	163	Lv Bunkie		12.30
110	Ar Dermott	9.05	4.19	194	Ar ALEXANDRIA		4.30
119	Lv Jerome			98	Lv ALEXANDRIA	4.15	
121	Lv Boydell			110	Lv Simms		5.24
126	Lv Montrose	9.32	4.45	116	Lv Pollock		5.59
130	Lv Portland	★ 9.39		136	Lv Georgetown	5.08	
139	Lv Parkdale	★ 9.50		141	Lv Tullus		6.10
143	Lv Wilmot	9.56		144	Lv Urania		7.10
151	Lv Jones, La.			160	Lv Clarks	5.44	
155	Lv Bonita	★10.11		162	Lv Grayson		6.45
161	Lv Galion			167	Lv Columbia		★ 6.10
167	Lv Mer Rouge	10.28	★ 5.32	196	Ar MONROE	6.45	7.10
175	Lv Collinston	10.35	5.39	Lv NATCHEZ	▲ 2.15		7.45
195	Ar MONROE	11.25	6.30	Ar MONROE	▲ 5.25		7.28
	Lv MONROE			196	Lv MONROE	6.45	
	Ar NATCHEZ			216	Lv Collinston	7.20	
195	Lv MONROE	11.25	6.30	224	Lv Mer Rouge	★ 7.28	
224	Lv Columbia	★11.59	★ 7.13	230	Lv Galion		8.22
229	Lv Grayson	★12.05		236	Lv Bonita		★ 8.27
231	Lv Clarks	★12.09	7.29	240	Lv Jones, La.		★ 8.36
247	Lv Urania			248	Lv Wilmot, Ark.		★ 8.41
250	Lv Tullus			252	Lv Parkdale		
255	Lv Georgetown	12.45	8.03	261	Lv Portland		
275	Lv Pollock			265	Lv Montrose	8.14	
281	Lv Simms			270	Lv Boydell		
293	Ar ALEXANDRIA	1.40	8.55	272	Lv Jerome		9.04
293	Lv ALEXANDRIA	2.40		281	Ar Dermott	8.35	9.20
324	Lv Bunkie	3.20		289	Ar McGehee	8.45	9.35
358	Lv Melville	★ 3.54		289	Lv McGehee	9.00	
397	Lv Addis	4.40		296	Lv Tillar		
402	Lv Plaquemine	4.49		300	Lv Winchester		
412	Lv White Castle	★ 5.00		305	Lv Pickens		10.01
423	Lv Donaldsonville	5.15		308	Lv Dumas	9.24	10.12
476	Lv Avondale	6.10		316	Lv Gould		10.27
487	Ar NEW ORLEANS Thalia & Annunciation	7.10		321	Lv Varner		10.15
293	Lv ALEXANDRIA		9.20	326	Lv Grady		★11.17
304	Lv Woodworth		9.43	334	Lv Moscow		
310	Lv Bringham			338	Lv Noble Lake		
312	Lv Forest Hill		9.55	348	Lv PINE BLUFF		11.00
315	Lv Long Leaf		10.00	357	Lv Dexter		
318	Lv Glenmora		10.07	362	Lv Jefferson Springs		
330	Lv Oakdale		10.23	367	Lv Redfield		
344	Lv Oberlin		10.46	373	Lv Woodson		
355	Ar Kinder		11.12	378	Lv Wrightsville		
355	Lv Kinder		11.12	385	Lv Sweet Home		12.15
365	Lv Fenton		f11.26	391	Ar LITTLE ROCK	11.15	
391	Ar LAKE CHARLES		12.15	391	Lv LITTLE ROCK	2.30	▲ 1.30
355	Lv Kinder		1.33	445	Ar HOT SPRINGS	4.00	▲ 3.20
549	Ar NEW ORLEANS (Union Station)		7.15	391	Lv LITTLE ROCK	2.30	
355	Lv Kinder		1.55	540	Ar MEMPHIS	6.30	
438	Ar BEAUMONT		3.50	391	Lv LITTLE ROCK	11.50	3.35
528	Ar HOUSTON		6.10	740	Ar ST. LOUIS	7.50	11.00

EXPLANATION OF REFERENCE MARKS

- ▲—Via Missouri Pacific Bus Lines— remains cannot be handled.
f—Stops on signal.
★—Stops to receive or discharge revenue passengers.

Handy for Shippers-



IF YOU ship to or from the West, South or Southwest you will find good use for one of these new Missouri Pacific folders. It combines a full-color map of the Missouri Pacific Lines and connections with condensed schedules of principal Mo. Pac. freight trains serving the St. Louis, Memphis, Kansas City, St. Joseph and Omaha gateways. To obtain your copy write or call on the nearest Missouri Pacific traffic office. A complete list is shown on Pages 87-90 of this timetable folder.

J. M. HREBEC
Freight Traffic Manager
Missouri Pacific Lines
St. Louis, Mo.

ST. LOUIS — LITTLE ROCK — DALLAS —
FT. WORTH — EL PASO — LOS ANGELES

TABLE
12-7-52
17

Miles	3 Daily	1 Daily	7 Daily	17 Daily	31 Daily
0			12 45		
3	10 00	5 45	12 54		
10	10 09	5 56	1 09		
13	10 24	6 04	★ 1 09		
24					
45	f				
54	11 17		1 55		
60	★ 11 31				
64	★ 11 50				
73	12 05				
74	12 06	7 02			
79	★ 12 30		3 00		
84	★ 12 30		★ 3 10		
86	★ 12 30		★ 3 10		
92	★ 12 30		3 20		
102	★ 12 30		3 20		
103	1 00				
111	1 22		★ 3 47		
115	1 30		111		
130	★ 1 50	★ 8 10	115		
136	f 2 00		130		
138	f 2 13		136		
149	★ 2 32		138		
156	★ 2 44		★ 4 44		
169	★ 3 10	9 05	5 55		
184	★ 3 41	9 15	6 05		
189	3 58		189		
195	4 06		195		
202	f 4 11		6 33		
206	f 4 18		6 42		
211	f 4 25		211		
218	f 4 25		218		
228	4 55		228		
236	f 5 10		236		
242	5 18		242		
247			247		
251	5 30		251		
255	5 50	10 45	★ 7 59		
264	6 12		8 25		
273	6 25		273		
281	6 35		281		
286	6 45		286		
291	6 55		291		
296	7 05		296		
300	f 7 05		300		
309	7 22		309		
324	7 35		324		
326	8 25		326		
335	8 35		335		
347	8 45		347		
349	8 55		349		
349	9 05		349		
349	9 15		349		
372	9 25		372		
380	9 35		380		
392	9 45		392		
403	9 55		403		
414	10 05		414		
425	10 15		425		
429	10 20		429		
441	10 25		441		
446	10 30		446		
453	10 35		453		
461	10 40		461		
474	10 45		474		
481	10 50		481		
493	11 18	3 20	493		

ST. LOUIS — LITTLE ROCK —
SAN ANTONIO — MEXICO CITY

TABLE
2-15-53
18

Miles	21 Daily	25 Daily	7-37 Daily
0			12 45
3	5 45	2 00	12 54
10	5 54	★ 2 24	★ 1 09
13			
24			
45			
54		3 09	1 55
60			
64			
73			
74			
79		3 58	3 00
84		★ 3 10	★ 3 10
86		4 15	3 20
92			3 20
102			
103			
111			★ 3 47
115			115
130		f 5 03	130
136			136
138			138
149			★ 4 44
156			156
169		5 55	169
184		6 05	184
189			189
195			195
202			6 33
206			6 42
211			211
218			218
228			228
236			236
242			242
247			247
251			251
255			★ 7 59
264			8 25
273			273
281			281
286			286
291			291
296			296
300			300
309			309
324			324
326			326
335			335
347			347
349			349
349			349
349			349
372			372
380			380
392			392
403			403
414			414
425			425
429			429
441			441
446			446
453			453
461			461
474			474
481			481
493		12 55	493

ST. LOUIS — LITTLE ROCK — HOUSTON —
GALVESTON

TABLE
2-15-53
19

Miles	21-121 Daily	25-125 Daily	7-27 Daily
0			12 45
3	5 45	2 00	12 54
10	5 54	★ 2 24	★ 1 09
13			
24			
45			
54		3 09	1 55
60			
64			
73			
74			
79		3 58	3 00
84		★ 3 10	★ 3 10
86		4 15	3 20
92			3 20
102			
103			
111			★ 3 47
115			115
130		f 5 03	130
136			136
138			138
149			★ 4 44
156			156
169		5 55	169
184		6 05	184
189			189
195			195
202			6 33
206			6 42
211			211
218			218
228			228
236			236
242			242
247			247
251			251
255			★ 7 59
264			8 25
273			273
281			281
286			286
291			291
296			296
300			300
309			309
324			324
326			326
335			335
347			347
349			349
349			349
349			349
372			372
380			380
392			392
403			403
414			414
425			425
429			429
441			441
446			446
453			453
461			461
474			474
481			481
493		12 55	493

Miles	201-1 Daily	219-7 Daily	Miles	201-21 Daily	219-7 Daily	Miles	201-21 Daily	219-7 Daily	Miles	201-21 Daily	219-7 Daily
493	4.20	3.40	493	3.00	1.10	493	3.25	1.10	493	3.25	1.10
560	5.40	4.52	560	4.25	2.35	560	4.40	2.35	560	4.40	2.35
583	6.35	5.20	583	5.38	3.10	583	5.05	3.10	583	5.05	3.10
596	6.35	5.20	596	5.38	3.10	596	5.05	3.10	596	5.05	3.10
629	7.34	6.10	629	5.55	3.40	629	5.26	3.40	629	5.26	3.40
642	8.35	7.10	642	6.42	4.18	642	5.56	4.18	642	5.56	4.18
576	7.49	6.57	576	7.00	4.41	576	6.16	4.41	576	6.16	4.41
710	8.35	7.10	710	7.54	5.25	710	6.55	5.25	710	6.55	5.25
742	10.00	8.00	742	8.55	6.64	742	7.10	6.64	742	7.10	6.64
742	10.00	8.00	742	9.40	7.45	742	6.55	7.45	742	6.55	7.45
773	10.45	9.30	773	10.25	7.58	773	8.48	7.58	773	8.48	7.58
787	11.38	10.30	787	11.42	8.16	787	9.16	8.16	787	9.16	8.16
837	11.38	10.30	837	12.01	8.09	837	9.23	8.09	837	9.23	8.09
847	11.38	10.30	847	12.01	8.09	847	9.23	8.09	847	9.23	8.09
857	11.38	10.30	857	12.01	8.09	857	9.23	8.09	857	9.23	8.09
882	12.08	10.45	882	12.08	8.25	882	10.35	8.25	882	10.35	8.25
944	12.45	10.45	944	12.45	8.25	944	10.35	8.25	944	10.35	8.25
1009	12.45	10.45	1009	12.45	8.25	1009	10.35	8.25	1009	10.35	8.25
1049	12.45	10.45	1049	12.45	8.25	1049	10.35	8.25	1049	10.35	8.25
1143	12.45	10.45	1143	12.45	8.25	1143	10.35	8.25	1143	10.35	8.25
1232	12.45	10.45	1232	12.45	8.25	1232	10.35	8.25	1232	10.35	8.25
1357	12.45	10.45	1357	12.45	8.25	1357	10.35	8.25	1357	10.35	8.25
1357	12.45	10.45	1357	12.45	8.25	1357	10.35	8.25	1357	10.35	8.25
1668	12.01	10.30	1668	12.01	8.09	1668	9.23	8.09	1668	9.23	8.09
1790	5.55	4.20	1790	9.15	1245	1790	10.15	1245	1790	10.15	1245
2070	8.20	6.35	2070	11.45	1312	2070	1.15	1312	2070	1.15	1312
2165	1.19	0.30	2165	7.10	1744	2165	2.58	1744	2165	2.58	1744
2169	4.15	3.50	2169	7.35	1880	2169	8.00	1880	2169	8.00	1880

MEMPHIS — LITTLE ROCK — DALLAS — FT. WORTH — EL PASO — LOS ANGELES

MEMPHIS — LITTLE ROCK — MEXICO CITY

MEMPHIS — LITTLE ROCK — HOUSTON — GALVESTON

Miles	201-1 Daily	219-7 Daily	Miles	201-21 Daily	219-7 Daily	Miles	201-21 Daily	219-7 Daily
0	8.30	8.00	0	8.30	8.00	0	8.30	8.00
17	8.30	8.33	17	8.30	8.33	17	8.30	8.33
27	9.43	9.00	27	9.43	9.00	27	9.43	9.00
32	9.43	9.00	32	9.43	9.00	32	9.43	9.00
46	9.43	9.00	46	9.43	9.00	46	9.43	9.00
59	9.43	9.00	59	9.43	9.00	59	9.43	9.00
69	9.43	9.00	69	9.43	9.00	69	9.43	9.00
79	10.35	10.00	79	10.35	10.00	79	10.35	10.00
91	10.35	10.00	91	10.35	10.00	91	10.35	10.00
91	10.35	10.00	91	10.35	10.00	91	10.35	10.00
99	10.35	10.00	99	10.35	10.00	99	10.35	10.00
116	10.35	10.00	116	10.35	10.00	116	10.35	10.00
135	11.45	11.05	135	11.45	11.05	135	11.45	11.05
147	12.50	11.25	147	12.40	11.25	147	12.40	11.25
149	11.45	11.05	149	11.45	11.05	149	11.45	11.05
149	11.45	11.05	149	11.45	11.05	149	11.45	11.05
172	11.45	11.05	172	11.45	11.05	172	11.45	11.05
180	12.10	12.10	180	12.10	12.10	180	12.10	12.10
192	12.10	12.10	192	12.10	12.10	192	12.10	12.10
203	12.10	12.10	203	12.10	12.10	203	12.10	12.10
214	12.10	12.10	214	12.10	12.10	214	12.10	12.10
225	12.10	12.10	225	12.10	12.10	225	12.10	12.10
229	12.10	12.10	229	12.10	12.10	229	12.10	12.10
241	12.10	12.10	241	12.10	12.10	241	12.10	12.10
246	12.10	12.10	246	12.10	12.10	246	12.10	12.10
253	12.10	12.10	253	12.10	12.10	253	12.10	12.10
261	12.10	12.10	261	12.10	12.10	261	12.10	12.10
274	12.10	12.10	274	12.10	12.10	274	12.10	12.10
281	12.10	12.10	281	12.10	12.10	281	12.10	12.10
293	12.10	12.10	293	12.10	12.10	293	12.10	12.10
Table above.			Table above.			Table above.		
510	7.45	6.35	510	7.45	6.35	510	7.45	6.35
542	8.45	7.24	542	8.45	7.24	542	8.45	7.24
1157	10.30	9.30	1157	10.30	9.30	1157	10.30	9.30
1965	4.15	3.50	1965	4.15	3.50	1965	4.15	3.50

★ — Stops to receive or discharge revenue passengers.
● — Stops to discharge revenue passengers.

▲ — Bus Service. — Rail Tickets honored.

Light figures indicate A. M.

Black figures indicate P. M.

LOS ANGELES — EL PASO — FT. WORTH — DALLAS — LITTLE ROCK — ST. LOUIS

TABLE 12-7-52
20

TABLE 2-15-53
21

TABLE 2-15-53
22

MEXICO CITY — SAN ANTONIO — LITTLE ROCK — ST. LOUIS

GALVESTON — HOUSTON — LITTLE ROCK — ST. LOUIS

Miles	TABLE 12-7-52 20	TABLE 2-15-53 21	TABLE 2-15-53 22	Miles	TABLE 2-15-53 22	122-22 Daily	126-26 Daily	28-8 Daily
0	Lv LOS ANGELES (S. P.)	(<i>Not! Rys. of Mexico</i>) 0 Lv MEXICO CITY	0 Lv GALVESTON	0	Lv GALVESTON	2.00	2.00	
4	Lv ALHAMBRA (Pasadena)	326 Lv Santa Luis Potosi	13 Lv La Marque	13	Lv Dickinson	2.23	2.23	
99	Lv Palm Springs	568 Lv San Antonio	21 Lv League City	21	Lv Webster	2.35	2.35	
379	Lv PHOENIX (MT)	635 Lv MONTREY	25 Lv Genoa	25	Lv Dumont	2.51		
501	Lv TUCSON	801 Lv NUEVO LAREDO	35 Lv Genoa	35	Lv Houston	2.57		
812	Lv EL PASO		39 Lv Houston	39	Lv Houston	3.25	6.45	11.45
812	Lv EL PASO (T. & P.) (MT)	803 Lv LAREDO (I.-G. N.)	50 Lv Houston	50	Lv Houston	3.25	6.45	11.45
937	Lv Van Horn (CT)	803 Lv LAREDO (I.-G. N.)	50 Lv Houston	50	Lv Houston	3.25	6.45	11.45
1026	Lv Pecos	842 Lv Encinal	62 Lv Aldine	62	Lv Aldine	4.00		12.20
1060	Lv Monahans	876 Lv Cordulia	63 Lv Spring	63	Lv Spring			12.20
1120	Lv Midland	876 Lv Cordulia	73 Lv Spring	73	Lv Spring			12.20
1160	Lv Big Spring	887 Lv Dillely	81 Lv Tamina	81	Lv Tamina			12.20
1225	Lv Sweetwater	903 Lv Pearsall	89 Lv Carroe	89	Lv Carroe			12.20
1266	Lv Abilene	924 Lv Devine	96 Lv Willis	96	Lv Willis			12.20
1287	Lv Baird	956 Lv SAN ANTONIO	105 Lv New Waverly	105	Lv New Waverly			1.09
1312	Lv Cisco	956 Lv SAN ANTONIO	117 Lv Phelps	117	Lv Phelps			1.49
1322	Lv Eastland	960 Lv Monte Vista	121 Lv Dodge	121	Lv Dodge			1.85
1332	Lv Ranger	988 Lv New Braunfels	123 Lv Riverside	123	Lv Riverside			2.04
1382	Lv Mineral Wells	1006 Lv San Marcos	135 Lv Trinity	135	Lv Trinity			2.15
1396	Lv Weatherford	1071 Lv Taylor	150 Lv Lovelady	150	Lv Lovelady			2.47
1427	Lv FORT WORTH	1086 Lv Rockdale	163 Lv Grapeand	163	Lv Grapeand			3.06
1427	Lv FORT WORTH	1086 Lv Rockdale	176 Lv Elkhar	176	Lv Elkhar			3.31
1459	Lv DALLAS	1126 Lv Valley Jct.	201 Lv Palestine	201	Lv Palestine			4.30
1493	Lv Terrell	1126 Lv Valley Jct.	201 Lv Palestine	201	Lv Palestine			4.30
1527	Lv Grand Saline	1126 Lv Hearne	228 Lv Jacksonville	228	Lv Jacksonville			5.30
1540	Lv Minola	1216 Lv PALESTINE	246 Lv Troup	246	Lv Troup			6.16
1573	Lv Gladewater	1216 Lv PALESTINE	253 Lv Arp	253	Lv Arp			6.57
1586	Lv Longview	1261 Lv Klugore	260 Lv Overton	260	Lv Overton			7.08
1596	Lv Longview	1285 Lv Klugore	270 Lv Klugore	270	Lv Klugore			7.20
1609	Lv McCall	1297 Lv Longview	282 Lv Longview (T. & P.)	282	Lv Longview (T. & P.)			8.10
1676	Lv TEXARKANA	1320 Lv Marshall	305 Lv Marsshall	305	Lv Marsshall			8.30
1676	Lv TEXARKANA	1387 Lv TEXARKANA	322 Lv TEXARKANA	322	Lv TEXARKANA			9.10
1676	Lv TEXARKANA	1387 Lv TEXARKANA	322 Lv TEXARKANA	322	Lv TEXARKANA			9.10
1688	Lv Homan	1387 Lv TEXARKANA	322 Lv TEXARKANA	322	Lv TEXARKANA			11.30
1695	Lv Fulton	1399 Lv Homan	372 Lv TEXARKANA	372	Lv TEXARKANA			12.20
1708	Lv Hope	1406 Lv Hope	384 Lv Homan	384	Lv Homan			12.20
1716	Lv Emmet	1419 Lv Hope	391 Lv Fulton	391	Lv Fulton			1.00
1723	Lv Prescott	1427 Lv Emmet	404 Lv Hope	404	Lv Hope			3.59
1728	Lv Boughton	1434 Lv Prescott	412 Lv Emmet	412	Lv Emmet			4.19
1740	Lv Gurdion	1439 Lv Boughton	424 Lv Boughton	424	Lv Boughton			1.17
1744	Lv Curtis	1451 Lv Gurdion	436 Lv Gurdion	436	Lv Gurdion			1.35
1755	Lv Arkadelphia	1455 Lv Curtis	440 Lv Curtis	440	Lv Curtis			1.55
1766	Lv Donaldson	1466 Lv Arkadelphia	451 Lv Arkadelphia	451	Lv Arkadelphia			2.20
1777	Lv Malvern	1477 Lv Donaldson	462 Lv Donaldson	462	Lv Donaldson			5.10
1789	Lv Traskwood	1488 Lv Malvern	473 Lv Traskwood	473	Lv Traskwood			5.35
1797	Lv Benton	1500 Lv Traskwood	485 Lv Traskwood	485	Lv Traskwood			5.35
1820	Lv LITTLE ROCK	1508 Lv Benton	493 Lv Benton	493	Lv Benton			6.45
1820	Lv LITTLE ROCK	1531 Lv LITTLE ROCK	516 Lv LITTLE ROCK	516	Lv LITTLE ROCK			7.30
1822	Lv North Little Rock	1531 Lv LITTLE ROCK	516 Lv LITTLE ROCK	516	Lv LITTLE ROCK			7.30
1834	Lv Jacksonville	1545 Lv Jacksonville	518 Lv North Little Rock	518	Lv North Little Rock			1.40
1843	Lv Cabot	1545 Lv Jacksonville	530 Lv Jacksonville	530	Lv Jacksonville			1.30
1845	Lv Austin	1554 Lv Cabot	539 Lv Cabot	539	Lv Cabot			1.20
1853	Lv Beebe	1556 Lv Austin	541 Lv Austin	541	Lv Austin			1.40
1860	Lv McRae	1564 Lv Beebe	549 Lv Beebe	549	Lv Beebe			1.20
1866	Lv Higginson	1571 Lv McRae	556 Lv McRae	556	Lv McRae			1.40
1869	Lv Kensett-Searcy	1577 Lv Higginson	562 Lv Higginson	562	Lv Higginson			1.20
1873	Lv Judsonia	1580 Lv Kensett-Searcy	565 Lv Kensett-Searcy	565	Lv Kensett-Searcy			1.40
1878	Lv Bald Knob	1584 Lv Judsonia	569 Lv Judsonia	569	Lv Judsonia			1.20
1883	Lv Russell	1589 Lv Bald Knob	574 Lv Bald Knob	574	Lv Bald Knob			1.40
1888	Lv Bradford	1594 Lv Russell	579 Lv Russell	579	Lv Russell			1.20
1896	Lv Olyphant	1599 Lv Bradford	584 Lv Bradford	584	Lv Bradford			1.40
1905	Lv Newport	1607 Lv Olyphant	592 Lv Newport	592	Lv Newport			1.20
1906	Lv Tuckerman	1616 Lv Newport	601 Lv Newport	601	Lv Newport			1.40
1914	Lv Tuckerman	1617 Lv Diaz	602 Lv Diaz	602	Lv Diaz			1.20
1918	Lv Vance	1629 Lv Tuckerman	614 Lv Tuckerman	614	Lv Tuckerman			1.40
1922	Lv Vance	1633 Lv Vance	618 Lv Vance	618	Lv Vance			1.20
1927	Lv Alicia	1633 Lv Vance	618 Lv Vance	618	Lv Vance			1.40
1933	Lv Minturn	1638 Lv Alicia	623 Lv Alicia	623	Lv Alicia			1.20
1940	Lv Hoxie	1644 Lv Minturn	629 Lv Minturn	629	Lv Minturn			1.40
1941	Lv Walnut Ridge	1651 Lv Hoxie	636 Lv Hoxie	636	Lv Hoxie			1.20
1951	Lv O'Keen	1651 Lv Walnut Ridge	637 Lv Walnut Ridge	637	Lv Walnut Ridge			1.40
1958	Lv Delaplaine	1662 Lv O'Keen	647 Lv O'Keen	647	Lv O'Keen			1.20
1963	Lv Peach Orchard	1669 Lv Delaplaine	654 Lv Delaplaine	654	Lv Delaplaine			1.40
1967	Lv Knobel	1674 Lv Peach Orchard	659 Lv Peach Orchard	659	Lv Peach Orchard			1.20
1974	Lv Corning	1678 Lv Knobel	663 Lv Knobel	663	Lv Knobel			1.40
1980	Lv Moark, Ark.	1685 Lv Corning	670 Lv Corning	670	Lv Corning			1.20
1985	Lv Neelyville, Mo.	1691 Lv Moark, Ark.	676 Lv Neark, Ark.	676	Lv Neark, Ark.			1.40
2000	Lv POPLAR BLUFF	1696 Lv Neelyville, Mo.	681 Lv Neark, Ark.	681	Lv Neark, Ark.			1.20
2000	Lv POPLAR BLUFF	1711 Lv POPLAR BLUFF	686 Lv POPLAR BLUFF	686	Lv POPLAR BLUFF			1.40

LOS ANGELES — EL PASO — FT. WORTH — DALLAS — LITTLE ROCK — MEMPHIS		MEXICO CITY — SAN ANTONIO — LITTLE ROCK — MEMPHIS		GALVESTON — HOUSTON — LITTLE ROCK — MEMPHIS							
2000	lv POPLAR BLUFF.....	4.20	6.45	1711	lv POPLAR BLUFF.....	4.30	6.45	696	lv POPLAR BLUFF.....	4.30	6.45
2013	lv Hendrickson.....	★ 1.07	12.50	1724	lv Hendrickson.....	11.00	11.00	709	lv Hendrickson.....	11.00	11.00
2020	lv Williamsville.....	f 1.18	1.18	1731	lv Williamsville.....	4.30	4.30	716	lv Williamsville.....	4.30	4.30
2031	lv Mill Spring.....	f 1.33	1.33	1742	lv Mill Spring.....	4.30	4.30	726	lv Mill Spring.....	4.30	4.30
2039	lv Leeper.....	f 1.36	1.36	1744	lv Leeper.....	4.30	4.30	729	lv Leeper.....	4.30	4.30
2039	lv Piedmont.....	★ 4.23	★ 7.32	1750	lv Piedmont.....	4.30	4.30	735	lv Piedmont.....	4.30	4.30
2054	lv North Des Arc.....	2.07	2.07	1759	lv North Des Arc.....	4.30	4.30	750	lv North Des Arc.....	4.30	4.30
2058	lv Annapolis.....	2.14	2.14	1765	lv North Des Arc.....	4.30	4.30	754	lv Annapolis.....	4.30	4.30
2066	lv Chloride.....	★ 5.15	★ 8.23	1777	lv Chloride.....	4.30	4.30	762	lv Chloride.....	4.30	4.30
2067	lv Glover.....	2.26	2.26	1778	lv Glover.....	4.30	4.30	763	lv Glover.....	4.30	4.30
2077	lv Arcadia-Ironton.....	★ 2.41	★ 8.23	1788	lv Arcadia-Ironton.....	4.30	4.30	773	lv Arcadia-Ironton.....	4.30	4.30
2083	lv Middlebrook.....	3.52	3.52	1794	lv Middlebrook.....	4.30	4.30	779	lv Middlebrook.....	4.30	4.30
2085	lv Iron Mountain.....	3.05	3.05	1796	lv Iron Mountain.....	4.30	4.30	781	lv Iron Mountain.....	4.30	4.30
2090	lv Bismarck.....	5.37	5.37	1801	lv Bismarck.....	4.30	4.30	786	lv Bismarck.....	4.30	4.30
2095	lv Ironton.....	3.13	3.13	1807	lv Ironton.....	4.30	4.30	792	lv Ironton.....	4.30	4.30
2105	lv Mineral Point.....	3.26	3.26	1816	lv Mineral Point.....	4.30	4.30	801	lv Mineral Point.....	4.30	4.30
2109	lv Cadet.....	f 3.33	f 3.33	1826	lv Cadet.....	4.30	4.30	805	lv Cadet.....	4.30	4.30
2115	lv Blackwell.....	f 3.41	f 3.41	1826	lv Blackwell.....	4.30	4.30	811	lv Blackwell.....	4.30	4.30
2124	lv De Soto.....	6.15	4.00	1835	lv De Soto.....	4.30	4.30	820	lv De Soto.....	4.30	4.30
2139	lv Riverside.....	★ 6.05	★ 10.23	1850	lv Riverside.....	4.30	4.30	835	lv Riverside.....	4.30	4.30
2145	lv Kimmiswick.....	f 7.30	f 7.30	1856	lv Kimmiswick.....	4.30	4.30	841	lv Kimmiswick.....	4.30	4.30
2156	lv Jefferson B'ks.....	7.56	★ 10.23	1867	lv Jefferson B'ks.....	4.30	4.30	852	lv Jefferson B'ks.....	4.30	4.30
2169	lv Broadway.....	8.10	5.25	1870	lv Broadway.....	4.30	4.30	855	lv Broadway.....	4.30	4.30
2166	lv Tower Grove.....	★ 6.30	★ 10.23	1877	lv Tower Grove.....	4.30	4.30	862	lv Tower Grove.....	4.30	4.30
2169	lv ST. LOUIS.....	★ 7.50	★ 11.00	1880	lv ST. LOUIS.....	4.30	4.30	865	lv ST. LOUIS.....	4.30	4.30

LOS ANGELES — EL PASO — FT. WORTH — DALLAS — LITTLE ROCK — MEMPHIS

MEXICO CITY — SAN ANTONIO — LITTLE ROCK — MEMPHIS

GALVESTON — HOUSTON — LITTLE ROCK — MEMPHIS

LOS ANGELES (PT.)		MEXICO CITY		GALVESTON			
812	lv EL PASO (MT).....	8.20	8.20	0	lv GALVESTON.....	12-22-2022	28-22-2022
1427	lv FT. WORTH (CT).....	9.56	9.56	50	lv HOUSTON.....	Daily	Daily
1459	lv DALLAS.....	8.30	8.30	635	lv HOUSTON.....	2.00	4.00
1676	lv TEXARKANA.....	10.19	7.30	893	lv HOUSTON.....	4.00	7.20
1676	lv TEXARKANA.....	4.15	12.01	956	lv SAN ANTONIO.....	7.20	10.40
1676	lv TEXARKANA.....	4.30	12.20	1219	lv PALESTINE.....	10.40	10.50
1676	lv TEXARKANA.....	4.30	12.20	1587	lv TEXARKANA.....	10.50	10.50
1688	lv Homan.....	4.53	13.87	1387	lv TEXARKANA.....	10.50	10.50
1695	lv Fulton.....	5.15	1406	lv Hope.....	1.00	1.00	1.00
1708	lv Hope.....	5.25	1419	lv Emmet.....	★ 1.17	★ 1.17	★ 1.17
1716	lv Emmet.....	5.38	★ 1.17	1427	lv Emmet.....	1.17	1.17
1728	lv Boughton.....	8.36	6.00	1434	lv Prescott.....	1.35	1.35
1740	lv Gurdon.....	9.05	1.35	1439	lv Gurdon.....	1.35	1.35
1744	lv Curtis.....	9.25	2.20	1451	lv Gurdon.....	1.55	1.55
1755	lv Arkadelphia.....	f 6.20	f 6.20	1459	lv Curtis.....	2.20	2.20
1766	lv Donaldson.....	f 6.35	f 6.35	1465	lv Arkadelphia.....	2.20	2.20
1777	lv Malvern.....	9.50	7.20	1477	lv Donaldson.....	2.20	2.20
1789	lv Traskwood.....	11.05	8.00	1488	lv Malvern.....	2.20	2.20
1820	lv LITTLE ROCK.....	202	220	1500	lv Traskwood.....	3.20	3.20
1820	lv LITTLE ROCK.....	2.30	3.45	1508	lv Benton.....	3.20	3.20
1822	lv North Little Rock.....	▲ 9.30	3.45	1531	lv LITTLE ROCK.....	202	220
1834	lv Jacksonville.....	3.28	3.28	1531	lv LITTLE ROCK.....	2.30	3.45
1853	lv Jacksonville.....	3.40	f 4.40	1543	lv North Little Rock.....	3.45	3.45
1853	lv Jacksonville.....	3.40	f 4.40	1545	lv Jacksonville.....	3.45	3.45
1863	lv Kennett.....	3.40	4.50	1564	lv Jacksonville.....	3.28	3.28
1878	lv Bald Knob.....	3.45	4.50	1580	lv Kennett.....	4.20	f 4.20
1878	lv Bald Knob.....	4.05	5.07	1589	lv Bald Knob.....	4.35	4.35
1890	lv New Augusta.....	4.18	5.19	1589	lv Bald Knob.....	4.50	4.50
1900	lv McCrory.....	f 4.30	5.19	1601	lv New Augusta.....	4.06	4.06
1910	lv Fair Oaks.....	f 4.58	5.47	1611	lv McCrory.....	4.18	5.19
1922	lv Wynne.....	5.18	6.13	1621	lv Fair Oaks.....	f 4.30	f 4.30
1927	lv Parkin.....	5.27	6.13	1634	lv Wynne.....	4.58	5.47
1942	lv Earle.....	5.42	6.13	1648	lv Parkin.....	5.18	6.13
1952	lv Crawfordville.....	6.30	7.00	1653	lv Earle.....	5.27	6.13
1969	lv MEMPHIS.....	6.30	7.00	1663	lv Crawfordville.....	5.42	6.30
1969	lv MEMPHIS.....	6.30	7.00	1680	lv MEMPHIS.....	6.30	7.00

★Stops to receive or discharge revenue passengers.

■Stops to receive revenue passengers.

▲—Bus Service-rail tickets honored.

f—Stops on Signal.

Light figures indicate A. M.

Black figures indicate P. M.

TABLE
12-7-52

23

ST. LOUIS — LITTLE ROCK — BENTON — HOT SPRINGS

Miles		31-831 Daily	7-219 Daily	Miles		220-8 Daily	832-32 Daily
0	Lv ST. LOUIS	5 15	12 45	0	Lv Hot Springs Nat'l Park	2 00	8 00
3	Lv Tower Grove	5 24	12 54	30	Lv Benton	2 45	9 00
10	Lv Broadway		★ 1 09	53	Ar Little Rock	3 15	9 45
45	Lv DeSoto		1 55	53	Lv Little Rock	3 35	11 50
64	Lv Mineral Point			86	Lv Beebe		
79	Lv Bismarck	7 02	3 00	102	Lv Kensett		
84	Lv Iron Mountain		★ 3 10	111	Lv Bald Knob		12 54
92	Lv Arcadia-Ironton	f 7 19	3 20	138	Lv Newport	5 00	1 30
111	Lv Annapolis		★ 4 47	173	Lv Hoxie	★ 5 35	2 05
130	Lv Piedmont		4 15	207	Lv Knobel		
149	Lv Williamsville		★ 4 44	207	Lv Corning	★ 6 08	
169	Ar Poplar Bluff	9 05	5 55	233	Ar Poplar Bluff	6 35	3 25
169	Lv Poplar Bluff	9 15	6 05	233	Lv Poplar Bluff	6 45	3 35
195	Lv Corning		6 33	233	Lv Williamsville		
202	Lv Knobel		6 42	272	Lv Piedmont	★ 7 32	★ 4 23
229	Lv Knobel		7 30	291	Lv Annapolis		
264	Lv Newport	10 45	8 25	310	Ar Arcadia-Ironton	8 23	5 15
291	Lv Bald Knob		8 59	318	Lv Iron Mountain		
300	Lv Kensett		9 15	323	Lv Bismarck	8 43	5 37
316	Lv Beebe		9 33	338	Lv Mineral Point		
349	Ar Little Rock	12 25	10 30	357	Lv DeSoto		
349	Lv Little Rock	2 30	11 20	392	Ar Broadway	★ 10 23	
372	Lv Benton	2 55	11 44	399	Ar Tower Grove	10 37	7 30
402	Ar Hot Springs Nat'l Park	4 00	12 45	402	Ar ST. LOUIS	11 00	7 50

See Table 17 for complete schedules
St. Louis to Little Rock.

See Table 20 for complete schedules
Little Rock to St. Louis.

TABLE
12-7-52

24

MEMPHIS — LITTLE ROCK — HOT SPRINGS

	219 Daily	201-831 Daily		Daily	Via Missouri Pacific Bus Lines	Daily	Daily
Lv MEMPHIS	8 00	8 30		6 10	9 00	12 50	3 30
Ar Little Rock	11 05	11 45		10 00	12 40	4 20	7 20
Lv Little Rock	11 20	2 30		7 30	10 15	1 30	4 30
Benton	11 44	2 55		8 20	11 05	2 20	5 20
Ar HOT SPRINGS	12 45	4 00		9 20	12 05	3 20	6 15
							9 50
							2 00
Lv HOT SPRINGS	2 00	8 00		5 00	7 10	10 20	1 00
Benton	2 45	9 00		6 05	8 10	11 20	2 00
Ar Little Rock	3 15	9 45		6 55	9 00	12 10	2 50
Lv Little Rock	3 45	2 30		7 30	9 15	12 30	3 00
Ar MEMPHIS	7 00	6 30		11 20	12 55	3 55	6 50

NOTE—Bus Time shown at Little Rock is for Bus Station at Markham & Louisiana St.

TABLE
12-7-52

25

ST. LOUIS — WYNNE — HELENA — MEMPHIS

Miles		3-B us- Daily	Bus Daily	Miles		Bus-4 Daily	Bus-8 Daily
0	Lv ST. LOUIS	10 00		0	Lv MEMPHIS	▲ 6 30	▲ 12 30
3	Lv Tower Grove	10 09		17	Lv Crawfordsville	7 20	1 20
10	Lv Broadway	10 24		27	Lv Earle	7 35	1 35
64	Lv Mineral Point	11 50		32	Lv Parkin	7 50	1 50
79	Lv Bismarck	12 25		46	Ar Wynne	8 20	▲ 2 20
92	Lv Arcadia-Ironton	12 47		0	Lv HELENA	▲ 6 00	12 30
130	Lv Piedmont	1 55		26	Lv Marianna	6 55	1 30
149	Lv Williamsville	2 32		40	Lv Forrest City	7 30	2 05
169	Ar Poplar Bluff	3 10		45	Lv Caldwell	f	f
169	Lv Poplar Bluff	3 20		55	Ar Wynne	▲ 7 55	2 30
195	Ar Corning	3 58		46	Lv Wynne	▲ 8 25	▲ 2 35
195	Lv Corning	3 58	6 00	53	Lv Vandale	8 37	2 50
202	Ar Knobel	4 05		59	Lv Cherry Valley	8 50	3 05
202	Lv Knobel	▲ 4 10		64	Lv White Hall	f	f
223	Lv Paragould	5 00	7 00	70	Lv Harrisburg	9 10	3 25
235	Lv Brookland	f	f	95	Lv Brookland	f	f
260	Lv Harrisburg	6 30	8 35	107	Lv Paragould	10 32	4 50
266	Lv White Hall	f	f	128	Ar Knobel	▲ 11 20	
271	Lv Cherry Valley	6 50	8 55	128	Lv Knobel	11 45	
277	Lv Vandale	7 03	9 00	135	Ar Corning	11 55	▲ 5 50
284	Ar Wynne	7 15	9 20	135	Lv Corning	11 55	★ 6 08
284	Lv Wynne	▲ 9 35	9 45	161	Ar Poplar Bluff	12 40	6 35
294	Lv Caldwell	f	f	161	Lv Poplar Bluff	12 50	6 45
299	Lv Forrest City	10 05	10 20	181	Lv Williamsville	1 18	
313	Lv Marianna	10 40	10 55	200	Lv Piedmont	1 48	★ 7 32
339	Ar HELENA	▲ 11 30	11 45	238	Lv Arcadia-Ironton	2 41	8 23
284	Lv Wynne	▲ 7 20	9 30	251	Lv Bismarck	3 05	8 43
298	Lv Parkin	7 45	9 55	266	Lv Mineral Point	3 26	
303	Lv Earle	7 55	10 05	320	Lv Broadway		★ 10 23
313	Lv Crawfordsville	8 10	10 25	327	Lv Tower Grove	5 25	10 37
330	Ar MEMPHIS	▲ 8 55	11 10	330	Ar ST. LOUIS	5 50	11 00

▲—Via Missouri Pacific Bus Lines — Rail tickets honored — Remains cannot be handled.
f—Stops on signal. ★—Stops to receive or discharge revenue passengers.

Want to Arrange A Trip for Someone in A Distant City?

You can—through the convenient Prepaid Order Plan. You may purchase at principal Missouri Pacific ticket offices a prepaid order for railroad travel service to be used by a member of your family or by any other person you may designate.

The order may include cash for meals and incidental travel expenses in addition to the cost of railroad tickets, sleeping and parlor car tickets. It will be delivered without any extra service charge to any person you may designate.

You will find this an especially convenient means of providing railroad tickets and other travel services for students returning home at vacation time or during holiday seasons.

Prepaid order service is available in the United States, Canada and Mexico. Consult any Missouri Pacific agent or passenger representative for complete information.



1803

1953

The Louisiana Purchase

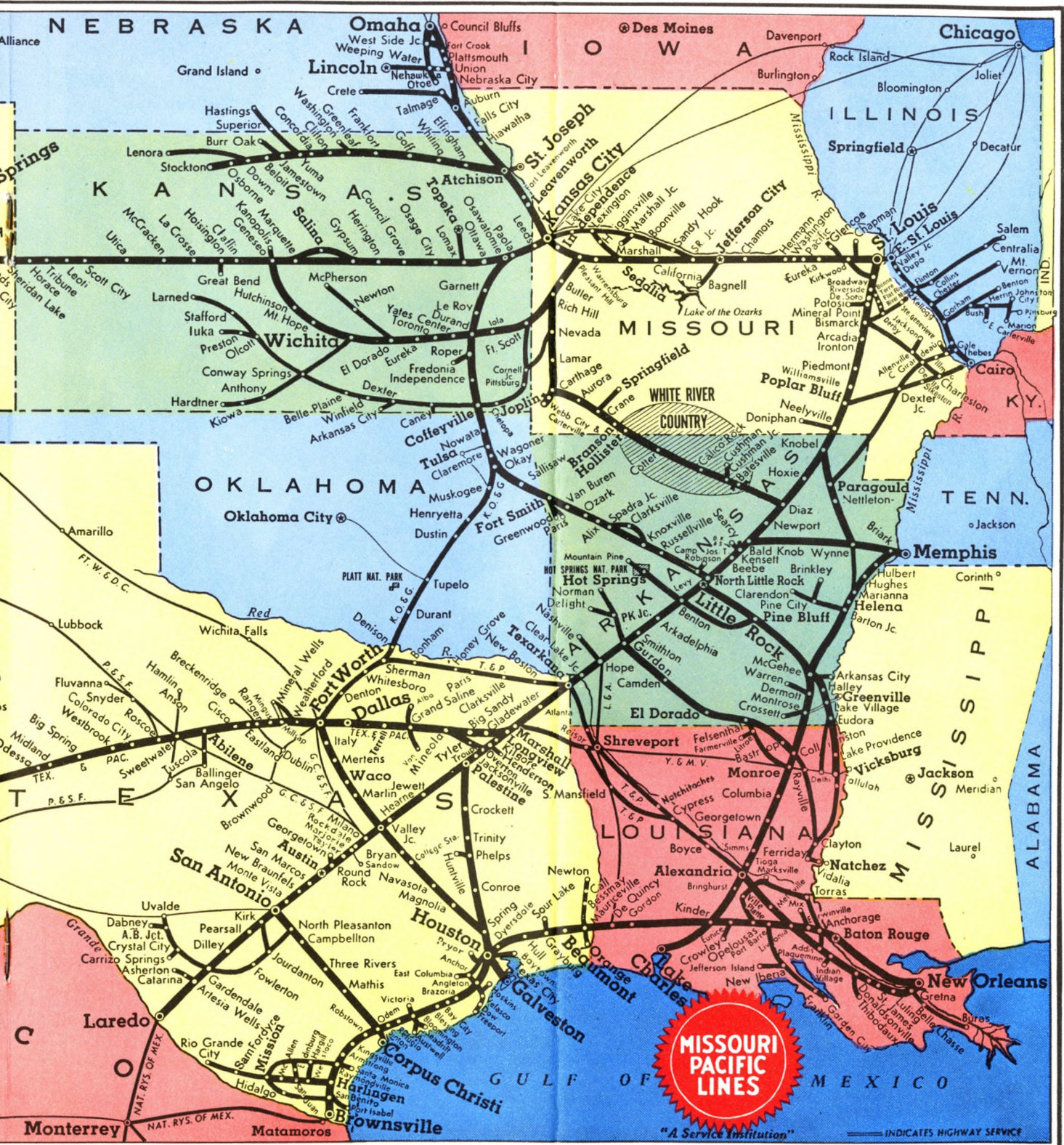
*Dependable Transportation Made It
History's Biggest Real Estate Bargain*

When Thomas Jefferson opened the negotiations that led to the historic Louisiana Purchase he had little if any thought of acquiring 900,000 square miles of new territory. He wanted to secure for the United States the most practical transportation to and from the West, then afforded by the Mississippi River. Spain, still in possession of Louisiana, closed the Port of New Orleans to American commerce. Jefferson sought to purchase only the river city and its surrounding area. Napoleon, needing cash for war against Great Britain and fearful that this enemy would seize the last of France's New World empire, sold all of Louisiana to the young American republic.

Thus, from the very beginning, transportation has been a dominant note in every chapter of the fascinating Louisiana Purchase story. In the subsequent exploration, settlement and development of the Louisiana territory the flatboat, the steamboat, wagon train, stage coach and Pony Express all played their parts. The United States was not, however, fully to realize the wealth of Louisiana until the coming of the railroads. They provided the dependable mass transportation that made possible the cultivation of farmlands, the opening of timberlands, mines, quarries and oil fields, the building of new towns and cities. More than any other single factor they helped to transform a wilderness, bought for four cents an acre, into an empire now of incalculable value.

First railroad in all the vast Louisiana territory was the Pacific Railroad, forerunner of the present Missouri Pacific Lines which now serves seven of the great states embraced by the Louisiana Purchase. This is a point of pride for the Missouri Pacific in 1953 as our nation celebrates the 150th Anniversary of "history's biggest real estate bargain."







Dinner in the Diner is one of the experiences that add to the enjoyment of travel by rail. This, you will find, is especially true when you travel and dine the Missouri Pacific way. For Missouri Pacific diner service, at breakfast, luncheon or dinner time, offers a variety of carefully selected, fresh fruits, vegetables, poultry, meats and other foods. These are skilfully prepared by cookery artists, deftly served in pleasant surroundings that invite you to relax and enjoy your meal. It is an important part of the Missouri Pacific tradition of travel leadership throughout the West-Southwest.



The RAILROAD HOUR


Delightful
Musical
Entertainment



Starring
GORDON MacRAE

with famous Guest Stars
from Stage, Screen
and Radio.

PRESENTED BY THE
AMERICAN RAILROADS



Every
Monday Night!

TABLE
2-15-53

26

ST. LOUIS — MEMPHIS — AUSTIN
— SAN ANTONIO — MEXICO

Miles		21 Daily	25 Daily	37 Daily	Miles		22 Daily	26 Daily	38 Daily
0	Lv ST. LOUIS	5.45	2.00	12.45	0	N de M			
	Lv MEMPHIS	8.30		8.00	0	Lv MEXICO CITY	8.20	8.20	
349	Lv LITTLE ROCK	12.40	9.35	11.25	326	Lv SAN LUIS POTOSI	6.35	6.35	
493	Ar TEXARKANA	3.15	12.55	2.30	635	Lv MONTERREY	3.50	3.50	
493	Lv TEXARKANA(T&P)	3.25	1.10	4.15	801	Ar NUEVO LAREDO	8.00	8.00	
583	Ar Longview	5.05	3.10	6.35	0	Lv LAREDO (I-GN) ...	9.05	9.05	
0	Lv Longview(I-GN)	5.10	3.20	6.55	39	Lv Encinal	10.09	10.09	
12	Lv Kilgore	★5.26	3.40	7.13	56	Lv Artesia Wells	f10.35	f10.35	
22	Lv Overton		3.57	7.31	67	Lv Cotulla	10.55	10.55	
29	Lv Arp			7.41	73	Lv Gardendale	f11.07	f11.07	
36	Ar Troup	★5.56	4.18	7.51	77	Lv Millett	11★15	11★15	
	Lv Tyler	▲5.00		▲7.00	84	Lv Dilley	11.25	11.25	
	Ar Troup	▲5.40		▲7.40	91	Lv Derby	f11.34	f11.34	
36	Lv Troup	★5.56	4.18	7.51	100	Lv Pearsall	11.49	11.49	
42	Lv Gould				112	Lv Moore	f12.08	f12.08	
54	Lv Jacksonville	★6.16	4.41	8.22	121	Lv Devine	12.20	12.20	
61	Lv Ironton				126	Lv Natalia	f12.28	f12.28	
65	Lv Prices				131	Lv Lytle	12.37	12.37	
70	Lv Neches			8.45	141	Lv Von Ormy	f12.52	f12.52	
81	Ar Palestine	6.55	5.25	9.30	154	Ar SAN ANTONIO	1.30	1.30	
81	Lv Tucker	7.10	5.40	10.10		Lv CORPUS CHRISTI	9.50	9.50	
99	Lv Oakwood			10★22	154	Lv SAN ANTONIO	2.10	4.00	8.15
107	Lv Keechi			f10.34	157	Lv Monte Vista	2.17	4.09	8.23
118	Lv Buffalo			f10.47	165	Lv Wetmore			f 8.34
125	Lv Jewett		6.38	11.13	185	Lv New Braunfels	★2.48	4.47	9.02
136	Lv Marquez			f10.58	196	Lv Hunter			★9.16
145	Lv Ridge			f11.28	203	Lv San Marcos	★3.06	5.12	9.30
150	Lv Easterly			f11.39	212	Lv Kyle			9.44
154	Lv New Baden			f11.46	218	Lv Buda			9.55
158	Lv Franklin		7.20	12.01	223	Lv Manchaca			10★00
171	Lv Hearne	★8.48	7.38	12.28	233	Lv AUSTIN	3.43	6.00	10.35
175	Lv Valley Jct.		7.45	12.43	246	Lv McNeil	3.43	6.00	10.35
181	Lv Gause			12.52	251	Lv Round Rock			11.07
191	Lv Milano		8.16	1.21	259	Lv Hutto			11.20
200	Lv Rockdale	f 9.23	8.28	1.41	268	Lv Taylor	4.26	7.05	11.45
214	Lv Thorndale			2.07	274	Lv Thrall			11.57
226	Lv Taylor	9.58	9.17	2.50	280	Lv Thorndale			12.08
235	Lv Hutto			3.10	294	Lv Rockdale	f 4.53	7.41	12.28
243	Lv Round Rock			3.25	303	Lv Milano		7.51	12.39
248	Lv McNeil			3.40	313	Lv Gause			1.09
261	Ar AUSTIN	10.35	10.10	4.27	319	Lv Valley Jct.		8.15	1.25
271	Lv Manchaca	10.35	10.10	4.27	323	Lv Hearne	★5.23	8.25	1.52
276	Lv Buda			4.47	336	Lv Franklin		8.41	2.12
282	Lv Kyle			4.56	340	Lv New Baden			2.20
291	Lv San Marcos	11★11	10.50	5.06	344	Lv Easterly			2.30
298	Lv Hunter			5.27	349	Lv Gause			2.40
309	Lv New Braunfels	11★30	11.13	5.52	358	Lv Marquez			2.55
329	Lv Wetmore			6.23	369	Lv Jewett		9.25	3.15
337	Lv Monte Vista	12.06	11.49	6.37	376	Lv Buffalo			3.32
340	Ar SAN ANTONIO	12.20	12.10	6.55	387	Lv Keechi			3.44
	Ar CORPUS CHRISTI	4.55	4.55	4.55	395	Lv Oakwood			4.02
340	Lv SAN ANTONIO	12.50	12.50		403	Lv Tucker			★4.18
353	Lv Von Ormy	f 1.17	f 1.17		413	Ar Palestine	7.00	10.35	4.40
363	Lv Lytle	f 1.36	f 1.36		413	Lv Palestine	7.20	10.55	5.30
368	Lv Natalia	f 1.46	f 1.46		424	Lv Neches			f 5.44
373	Lv Devine	f 1.54	f 1.54		429	Lv Prices			
382	Lv Moore	f 2.06	f 2.06		433	Lv Ironton			
394	Lv Pearsall	f 2.23	f 2.23		440	Lv Jacksonville	★7.53	11.35	6.16
403	Lv Derby	f 2.34	f 2.34		452	Lv Gould			
410	Lv Dilley	2.45	2.45		458	Ar Troup	★8.14	11.59	6.57
417	Lv Millett	★2.55	★2.55			Lv Troup	▲8.20		
421	Lv Gardendale	f 3.05	f 3.05			Ar Tyler	▲9.00		
427	Lv Cotulla	3.15	3.15		458	Lv Troup	★8.14	11.59	6.57
438	Lv Artesia Wells	f 3.32	f 3.32		465	Lv Arp		12.15	7.08
455	Lv Encinal	3.56	3.56		472	Lv Overton			7.20
494	Ar LAREDO	4.50	4.50		482	Lv Kilgore	★8.41	12.33	7.37
	N de M				494	Ar Longview	9.00	1.00	8.10
496	Lv NUEVO LAREDO	6.00	6.00		494	Lv Longview (T&P)	9.05	1.15	8.30
652	Ar MONTERREY	10.15	10.15		584	Ar TEXARKANA	10.40	3.00	11.30
973	Ar SAN LUIS POTOSI	8.55	8.55		584	Lv TEXARKANA	10.50	3.15	12.20
1297	Ar MEXICO CITY	8.00	8.00		728	Lv LITTLE ROCK	1.20	6.45	3.20
					877	Ar MEMPHIS	6.30		7.00
					1077	Ar ST. LOUIS	8.20	3.00	11.00

▲—Via bus-rail tickets honored — remains cannot be handled.
★—stops to receive or discharge revenue passengers.
f—stops on signal.

TABLE
1-6-52**29****NEW ORLEANS — BEAUMONT — HOUSTON —
RIO GRANDE VALLEY**

Miles		3-15 Daily	9-11 Daily	Miles		12-10 Daily	16-4 Daily
0	Lv NEW ORLEANS... (Union Station)	8.35	10.10	0	Lv MISSION	▲ 6.00	6.30
4	Lv (Carrillton Ave.)	8.42	10.17	15	Lv BROWNSVILLE	6.45	8.15
38	Lv Garyville	⌈ 9.28	⌈ 11.03	40	Lv HARLINGEN	7.30	9.15
43	Lv Lutchter	⌈ 9.34	⌈ 11.09	152	Lv CORPUS CHRISTI	9.50	11.45
51	Lv Convent	⌈ 9.43	⌈ 11.18	387	Ar HOUSTON	3.15	7.30
62	Lv Burnside	⌈ 9.56	⌈ 11.31	0	Lv HOUSTON	9.35	9.05
90	Lv BATON ROUGE	10.45	12.20	13	Lv Dyersdale	Houstonian	f 9.47
95	Lv Anchorage	11.22	12.57	21	Lv Harmaston		
99	Lv Westover			27	Lv Huffman		
107	Lv Erwinville	f 11.34		31	Lv Eastgate		
117	Lv Livonia	f 11.46		42	Lv Kenefick		
122	Lv Lottie	11.53	★ 1.26	50	Lv Hardin		f 10.14
129	Lv Krotz Springs	12.07		55	Lv Hull	★ 10.48	10.20
141	Lv Port Barre	12.24	f 1.56	61	Lv Strain		
148	Lv Opelousas	12.32	2.06	69	Lv Grayburg	★ 11.02	10.40
155	Lv Lawtell			76	Lv Westbury		
169	Lv Eunice	1.06	2.52	89	Ar HOUSTON	11.35	11.15
179	Lv Basile	1.20	★ 3.07	89	Lv BEAUMONT	11.45	11.25
185	Lv Elton	1.28	★ 3.14	106	Lv Mauriceville	f 12.05	11.45
195	Ar Kinder	1.55	3.35	136	Lv De Quincy	12.45	12.30
195	Lv Kinder	1.55	3.35	148	Lv Ragley		f
201	Lv Le Blanc			160	Lv Reaves		f 1.02
207	Lv Reaves	f 2.14		166	Lv Le Blanc		
219	Lv Ragley			172	Ar Kinder	1.38	1.33
231	Lv DeQuincy	2.50	4.30	172	Lv Kinder	1.38	1.33
261	Lv Mauriceville	3.25	f 5.05	182	Lv Elton	★ 1.50	1.50
278	Ar HOUSTON	3.50	5.30	188	Lv Basile	★ 1.58	1.58
278	Lv HOUSTON	4.00	5.40	198	Lv Eunice	★ 2.22	2.26
291	Lv Westbury			212	Lv Lawtell		
298	Lv Grayburg	4.33	★ 6.14	219	Lv Opelousas	2.55	3.03
306	Lv Strain			226	Lv Port Barre		3.13
312	Lv Hull	4.49	★ 6.28	238	Lv Krotz Springs		3.31
317	Lv Hardin	f 4.58		245	Lv Lottie	★ 3.35	3.48
325	Lv Kenefick			250	Lv Livonia		f 3.59
336	Lv Eastgate			260	Lv Erwinville		f 4.09
340	Lv Huffman	f 5.23		268	Lv Westover		
346	Lv Harmaston			272	Lv Anchorage	4.18	4.23
354	Lv Dyersdale			277	Ar BATON ROUGE	4.55	5.00
367	Ar HOUSTON	6.10	7.50	305	Ar Burnside	5.38	5.43
367	Lv HOUSTON	9.20	11.15	316	Ar Convent	5.49	5.54
602	Ar CORPUS CHRISTI	4.35	4.55	324	Ar Lutchter	⌈ 5.57	6.02
714	Ar HARLINGEN	6.45	7.20	329	Ar Garyville	⌈ 6.03	6.08
739	Ar BROWNSVILLE	8.00	8.10	363	Ar (Carrillton Ave.)	6.51	6.56
754	Ar MISSION	8.55	▲ 8.50	367	Ar NEW ORLEANS (Union Station)	7.05	7.15

TABLE

30**HOUSTON — GALVESTON**

	Daily Service	S.Fe	M.P.	S.Fe		Daily Service	S.Fe	M.P.	S.Fe
Lv HOUSTON		8.20	10.50	7.10	Lv GALVESTON		6.45	2.00	7.30
Ar GALVESTON		9.50	12.25	8.15	Ar HOUSTON		7.50	3.25	9.10

Interchange honoring of revenue local and interline tickets. Bus service between Houston-Galveston via Texas Bus Lines, Inc. Rail tickets honored.

TABLE
6-24-51**31****HOUSTON — BAYTOWN**

Lv. Houston (Union Station) 5.00 p. m., daily.
Lv. Baytown 4.25 p. m., daily.
Via bus between Union Station (downtown district) and MK Yard, thence motor rail coach between MK Yard and Baytown. Running time between Houston (Union Station) and Baytown 1 hr. 30 min.

TABLE

32**TROUP — TYLER
VIA OILFIELD COACHES — RAIL TICKETS HONORED**

Lv TROUP	6.05	8.20	Lv TYLER	5.00	7.00
Ar TYLER	6.45	9.00	Ar TROUP	5.40	7.40

▲—Via Missouri Pacific Bus Lines — rail tickets honored — remains cannot be handled.
f—Stops on signal.
★—Stops to receive or discharge revenue passengers.
⌈—Stops for revenue passengers to or from Opelousas and points beyond.

**NEW ST. LOUIS MAIL
TERMINAL FACILITIES****speed parcel post handling and help to relieve
congestion on Union Station platforms**

Modernized and expanded facilities, designed to speed the handling of parcel post mail moving through the busy St. Louis Gateway, recently were completed and put into operation by the Terminal Railroad Association of St. Louis. The Association, jointly owned by 15 major trunk lines, among them the Missouri Pacific Lines, bore the entire cost of the project—approximately \$3,000,000.

Major units in the improved mail terminal include a new steel and concrete building adjoining the central St. Louis post office; sorting docks; covered loading and unloading platforms in an adjacent team yard; bridges over two streets and 8,000 feet of conveyor belts. The conveyor system, controlled by one man from a central, electrically-operated control panel, extends under all tracks in the Union Station, crossing a street by overhead bridge to the terminal building. Mail moving to the latter place from train side now is carried on the conveyor belt instead of being trucked as was formerly necessary.

Seventy-five percent of the huge volume of mail handled through St. Louis must be unloaded and separated before it can be forwarded. Substitution of the belt conveyor system for the manual trucking operation greatly speeds the handling of mail. In addition, as is apparent in the photo above, it largely eliminates congestion of mail trucks in the Union Station train shed. Travelers arriving or departing appreciate this feature.

TABLE
4-25-53

35

BASTROP — MONROE — NATCHEZ

Via Missouri Pacific Bus Lines
Remains cannot be handled.

	Bus Daily	Bus Daily	Bus Daily		Bus Daily	Bus Daily	Bus Daily
Lv Bastrop.....	6.15	1.15	Lv Natchez.....	7.00	11.00	2.05
Lv Collinston.....	6.35	↓	Lv Vidalia.....	7.08	11.08	2.13
Lv Oak Ridge.....	7.10	Lv Ferriday.....	7.25	11.25	2.28
Ar Rayville.....	7.55	Lv Clayton.....	7.37	11.37	2.40
Lv Monroe.....	7.30	2.20	5.30	Lv Greenville.....	f	f	f
Ar Rayville.....	8.10	3.00	6.10	Lv Sicily Island.....	7.55	12.10	2.58
Lv Rayville.....	8.10	3.00	6.10	Lv Wisner.....	8.10	12.25	3.15
Lv Archibald.....	8.30	3.16	6.28	Lv Gilbert.....	8.19	12.34	3.24
Lv Mangham.....	8.35	3.23	6.32	Lv Winnsboro.....	8.41	12.46	3.55
Lv Baskin.....	8.43	3.29	6.39	Lv Baskin.....	8.52	12.56	4.07
Lv Winnsboro.....	9.05	3.44	6.54	Lv Mangham.....	8.58	1.03	4.12
Lv Gilbert.....	9.25	3.59	7.09	Ar Archibald.....	9.02	1.07	4.17
Lv Wisner.....	9.32	4.07	7.17	Ar Rayville.....	9.17	1.25	4.35
Lv Sicily Island.....	9.47	4.22	7.32	Lv Rayville.....	9.17	1.25	4.35
Lv Greenville.....	f	f	f	Ar Monroe.....	9.55	2.05	5.15
Lv Clayton.....	10.05	4.40	7.50	Lv Rayville.....	↓	↓	4.50
Lv Ferriday.....	10.17	4.52	8.01	Lv Oak Ridge.....	↓	↓	5.40
Ar Vidalia.....	10.34	5.07	8.17	Ar Collinston.....	↓	↓	6.05
Ar Natchez.....	10.45	5.15	8.25	Ar Bastrop.....	11.05	3.15	6.25

TABLE
12-7-52

36

**ST. LOUIS — MEMPHIS — LITTLE ROCK —
EL DORADO — MONROE**

Miles		31-821 Daily	7 Daily	Miles		822-32 Dially	8 Daily
.....	Lv ST. LOUIS.....	5.15	12.45	0	Lv MONROE.....	3.00
.....	Ar LITTLE ROCK.....	12.25	10.30	20	Ar Collinston.....	3.30
.....	Lv MEMPHIS.....	8.30	8.00	20	Lv Collinston.....	3.40
.....	Ar LITTLE ROCK.....	11.45	11.05	27	Lv Bastrop.....	3.55
.....	Lv LITTLE ROCK.....	12.55	11.25	44	Lv White, Ark.....	4.29
.....	Ar Gurdon.....	2.20	12.55	56	Lv Felsenthal.....	4.50
0	Lv Gurdon.....	6.30	▲1.40	68	Lv Strong.....	5.15
7	Lv Whelen Springs.....	6.42	1.54	72	Lv Payne.....	f 5.25
12	Lv Reader.....	6.50	77	Lv Lawson.....	5.38
19	Lv Chidester.....	7.02	2.30	88	Ar EL DORADO.....	6.00
26	Lv Lester.....	f 7.14	2.56	87	Lv Norphlet.....	6.30	▲9.00
34	Lv Camden.....	7.35	3.07	97	Lv Smackover.....	6.43	9.10
48	Lv Louann.....	7.58	3.37	102	Lv Louann.....	6.57	9.23
53	Lv Smackover.....	8.10	3.45	107	Lv Lester.....	7.04	9.31
58	Lv Norphlet.....	8.20	121	Lv Camden.....	7.32	10.05
67	Ar EL DORADO.....	8.45	▲4.15	129	Lv Lester.....	f 7.48	10.22
67	Lv EL DORADO.....	8.50	136	Lv Chidester.....	8.05	10.36
78	Lv Lawson.....	9.15	143	Lv Reader.....	8.18
82	Lv Payne.....	f 9.25	148	Lv Whelen Springs.....	8.26	11.11
87	Lv Strong.....	9.35	155	Ar Gurdon.....	8.45	11.25
99	Lv Felsenthal.....	9.59	155	Lv Gurdon.....	9.05	1.35
111	Lv White, Ark.....	10.21	236	Ar LITTLE ROCK.....	11.05	3.20
128	Lv Bastrop, La.....	10.51	236	Lv LITTLE ROCK.....	2.30	3.45
135	Ar Collinston.....	11.05	385	Ar MEMPHIS.....	6.30	7.00
135	Lv Collinston.....	11.15	236	Lv LITTLE ROCK.....	11.50	3.35
155	Ar MONROE.....	11.45	585	Ar ST. LOUIS.....	7.50	11.00

TABLE
8-1-52

37


EL DORADO — MONTROSE

Via Missouri Pacific Bus Lines
Rail tickets honored—Remains cannot be handled.

	Bus Daily	Bus Daily	Bus Daily
Lv Montrose.....	8.10	Lv El Dorado.....	5.00
Lv Snyder.....	8.25	Lv Crossett.....	6.45
Lv Mist.....	f	Lv Hamburg.....	7.10
Ar Hamburg.....	8.45	Lv Mist.....	f
Ar Crossett.....	9.10	Lv Snyder.....	7.30
Ar El Dorado.....	10.50	Lv Montrose.....	7.45

f—Stops on signal.

▲—Via Missouri Pacific Bus Lines—rail tickets honored — remains cannot be handled



The railroad building era resulted in a network of steel rails extending to all parts of the nation. New towns sprang up on all sides to share in the prosperity which inevitably followed on the heels of the iron horse. Names for these new towns were drawn from many sources. One frequent source of inspiration was the name of a favorite daughter of the founder or other early settler in the area. Here are some examples found along the Missouri Pacific Lines:

HELENA, ARK.... Sylvanus Phillips was one of the first white men to visit the Indian village at this site and he stayed to build a home at the foot of Crowley's Ridge, overlooking the Mississippi River. Because of his interest in building the community, the county was named for Phillips and he, in turn, paid tribute to his daughter, Helena, who died early in life, by naming the town after her when it was incorporated in 1820.

ALICEVILLE, KANS.... John David Hawes, a Missouri Pacific Railroad conductor, settled in this section of Kansas when it was still a frontier. Here, with his wife, Frances Melissa, and his daughter, Alice, Hawes began to build a town beside the railroad which was constructed in 1879. He prospered in the hay business here and honored his small daughter by naming the new town "Aliceville" after her when it was founded in 1882.

STELLA, NEBR.... As late as 1856 the pioneers of Nebraska were mere squatters on the land they occupied. In 1857, however, treaties were concluded with the Indians and the government was able to sell the land. One of the early purchasers of government land was J. W. Clark, who donated a part of it in 1880 for a townsite in Richardson County. The grateful residents named this town in honor of Clark's daughter, Stella.

MINEOLA, TEX.... Major Evans, who laid out the town in 1873, had a daughter named "Ola," who was a close friend of Minnie Patton, the daughter of Dr. Patton. The latter, in turn, had been a life-long friend of Major Evans. The major honored both girls by writing the name, "Mineola," on the town's first blueprints. By coincidence this met with the hearty approval of the engineer cooperating with Major Evans. His home town was Mineola, New York!

BESSMAY, TEX.... It is said that this Jasper County lumber town was founded by J. H. Kirby who built a small sawmill here in 1900 and then erected a larger one as the lumber business boomed. When it came time to name the settlement he chose that of his attractive daughter, Bessmay.

DAYLIGHT or OVERNIGHT

Between

NEW ORLEANS BEAUMONT
BATON ROUGE HOUSTON

The Orleanean

The Houstonian

A smooth, relaxing daylight ride, or a restful, refreshing overnight journey—Missouri Pacific offers you a choice of these convenient schedules between Houston and New Orleans. Whichever you choose, the daylight ORLEANEAN or the overnight HOUSTONIAN, you will enjoy the complete comfort of modern, diesel-powered train accommodations.

Both trains afford direct connections too—at New Orleans from and to the Southeast, at Houston for Corpus Christi and the Rio Grande Valley.

See Table 29, Page 55 for Complete Schedules

Daily on *The Orleanean*
Through Sleeping Car Service between
NEW ORLEANS • OAKLAND, CALIF.
Car-to-car Transfer for
Through Service to Los Angeles



TABLE 12-7-52

39

MEMPHIS — HELENA — McGEHEE

Miles		335 Daily	Bus Daily	Miles		334 Daily	Bus Daily
0	Lv MEMPHIS	4.00	8.05	0	Lv McGEHEE	5.30
8	Lv Wimef	4.15	6	Lv McArthur	f 5.37
9	Lv Hulbert	12	Lv Rohwer	5.45
18	Lv Neuhardt	f 4.28	8.50	21	Lv Watson	5.57
23	Lv Chatfield	f 4.34	f	27	Lv Medina	f 6.07
29	Lv Hughes	4.42	9.20	30	Lv Benzal	f
38	Lv Brickeys	4.53	9.35	33	Lv Mozart	f 6.18
51	Lv Marianna	5.10	10.00	39	Lv Snow Lake	6.27
63	Lv Lexa	5.29	f	53	Lv Mellwood	6.46
76	Ar HELENA	5.50	10.55	62	Lv Elaine	6.58
76	Lv Oneida	5.58	62	Lv Elaine	6.58
94	Lv Oneida	6.38	74	Lv Oneida	7.13
106	Lv Elaine	6.58	92	Ar HELENA	7.53
115	Lv Mellwood	7.13	92	Lv HELENA	8.00	2.00
129	Lv Snow Lake	7.33	105	Lv Lexa	8.21	f
135	Lv Mozart	f 7.43	117	Lv Marianna	8.39	2.55
138	Lv Benzal	f	130	Lv Brickeys	8.58	3.15
141	Lv Medina	f 7.51	139	Lv Hughes	9.13	3.30
147	Lv Watson	8.05	145	Lv Chatfield	f 9.22	f
156	Lv Rohwer	8.17	150	Lv Neuhardt	f 9.30	3.50
162	Lv McArthur	f 8.27	159	Lv Hulbert
168	Ar McGehee	8.40	160	Lv Wimef	9.45
				168	Ar MEMPHIS	10.15	4.35

TABLE 1-23-52

40

McGEHEE — DERMOTT — WARREN

Miles		Bus Daily	Miles		Bus Daily
0	Lv McGEHEE	6.10	0	Lv WARREN	5.40
8	Lv Dermott	6.25	7	Lv Wilmar	5.55
15	Lv Collins	6.32	16	Lv Monticello	6.15
30	Lv Monticello	7.10	21	Lv Collins	6.53
39	Lv Wilmar	7.30	28	Lv Dermott	7.00
46	Ar WARREN	7.45	46	Ar McGEHEE	7.15

TABLE 12-7-52

41

NEELYVILLE, NAYLOR, DONIPHAN

Miles		897 Mixed Ex. Sun.	Miles		898 Mixed Ex. Sun.
0	Lv NEELYVILLE	3.50	0	Lv DONIPHAN	10.30
6	Ar NAYLOR	4.05	9	Lv OXLY	11.00
11	Ar OXLY	4.20	14	Lv NAYLOR	11.20
20	Ar DONIPHAN	4.50	20	Ar NEELYVILLE	11.59

▲—Via Missouri Pacific Bus Lines—rail tickets honored — Remains cannot be handled.
f—Stops on signal. ★—Stops to receive or discharge revenue passengers.

RAIL-AUTO TRAVEL PLAN



Next time you travel try the Rail-Auto Plan. Ride to your destination swiftly, safely, comfortably by train. An automobile is ready for your use at your destination. For full particulars . . .

Ask Any MISSOURI-PACIFIC Ticket Agent

TABLE
2-26-53**42****FT. SMITH AND PARIS**
Via Missouri Pacific Bus Lines
Rail tickets honored—Remains cannot be handled.

Miles		Bus Daily	Bus Daily	Miles		Bus Daily	Bus Daily
0	Lv FT. SMITH.....	8.00	4.30	0	Lv PARIS.....	11.00	
10	Lv Barling.....		f	9	Lv Ratcliff.....	11.14	
11	Lv Camp Chaffee.....	8.14	4.45	13	Lv Branch.....	11.21	
13	Lv Central City.....		f	18	Lv Charleston.....	11.29	
18	Lv Lavaca.....		4.53	23	Lv Ursula.....	f	
19	Lv Bloomer.....		5.00	28	Lv Bloomer.....	11.41	
23	Lv Ursula.....		f	29	Lv Lavaca.....	11.48	
28	Lv Charleston.....	8.40	5.12	33	Lv Central City.....	f	
33	Lv Branch.....		5.20	35	Lv Camp Chaffee.....	11.56	
37	Lv Ratcliff.....		5.27	36	Lv Barling.....	f	
46	Ar PARIS.....	9.06	5.42	46	Ar FT. SMITH.....	12.10	

TABLE
7-22-50**43****HOPE AND NASHVILLE**

Miles		Bus Daily	Bus Daily	Miles		Bus Daily	Bus Daily
0	Lv HOPE.....	8.00	2.30	0	Lv NASHVILLE.....	9.40	4.30
9	Lv Washington.....	8.20	2.50	10	Lv Ozan.....	10.00	4.50
15	Lv Ozan.....	8.30	3.00	16	Lv Washington.....	10.10	5.00
25	Ar NASHVILLE.....	8.50	3.20	25	Ar HOPE.....	10.30	5.17

TABLE
4-23-51**44****ALGIERS AND VENICE**

Miles		Bus Daily	Bus Daily	Bus Daily	Miles		Bus Daily	Bus Daily
0	Lv ALGIERS.....	7.50	3.50	6.50	0	Lv VENICE.....		6.35
9	Lv Belle Chasse.....	8.17	4.17	7.17	12	Lv Triumph.....		7.10
27	Lv Myrtle Grove.....	8.50	4.50	7.50	14	Lv Buras.....	6.15	7.15
47	Lv Port Sulphur.....	9.23	5.23	8.23	29	Lv Port Sulphur.....	6.44	7.46
62	Lv Buras.....	9.50	5.50	8.50	49	Lv Myrtle Grove.....	7.18	8.20
64	Lv Triumph.....	9.55		8.55	67	Lv Belle Chasse.....	7.47	8.51
76	Ar VENICE.....	10.30		9.30	76	Ar ALGIERS.....	8.10	9.15

TABLE
1-30-52**45****HOUSTON, ANGLETON AND FREEPORT**Via Missouri Pacific Bus Lines
Rail tickets honored—Remains cannot be handled.

	Bus Daily	Bus Daily	Bus Daily	Bus Daily		Bus Daily	Bus Daily	Bus Daily	Bus Daily
Lv HOUSTON (Bus Sta.)..	5.15	10.30	3.15	5.45	Lv FREEPORT.....	8.10	11.10	4.20	7.00
Lv Almeda.....	f	10.55	3.40	6.10	Lv Velasco.....	8.15	11.15	f	7.05
Lv Fresno.....	f	11.02	3.47	6.17	Ar Angleton.....	8.50	11.45	5.15	7.40
Lv Arcola.....	f	11.06	3.51	6.21	Lv Angleton.....	8.50	12.15	5.15	7.40
Lv Hawdon.....	f	11.08	3.53	6.23	Lv Anchor.....				
Lv Juliff.....	f	11.11	3.56	6.26	Lv Chenango.....				
Lv Sandy Point.....	f	11.19	4.04	6.34	Lv Sandy Point.....	9.16		f	8.06
Lv Chenango.....					Lv Juliff.....	9.24		f	8.14
Lv Anchor.....					Lv Hawdon.....	9.27		f	8.17
Ar Angleton.....	6.15	11.45	4.30	7.05	Lv Arcola.....	9.29		f	8.19
Lv Angleton.....	6.15	11.50	4.30	7.05	Lv Fresno.....	9.33		f	8.21
Lv Velasco.....	f	12.20	5.00	7.38	Lv Almeda.....	9.40		f	8.30
Ar FREEPORT.....	7.00	12.30	5.10	7.45	Ar HOUSTON (Bus Sta.)..	10.05	1.15	6.25	8.55

TABLE
2-15-53**46****PHELPS AND HUNTSVILLE**

Miles		Frt. Ex. Su.	Bus Daily	Bus Daily	Miles		Frt. Ex. Su.	Bus Daily	Bus Daily
0	Lv PHELPS.....	2.45	9.00	5.25	0	Lv HUNTSVILLE...	7.00	8.25	4.45
7	Ar HUNTSVILLE...	3.15	9.25	5.50	7	Ar PHELPS.....	7.30	8.50	5.10

Bus Passengers handled by East Texas Motor Coaches.
Remains cannot be handled.**Missouri Pacific Buses***now offer***Interstate Service
Over All Texas Routes**

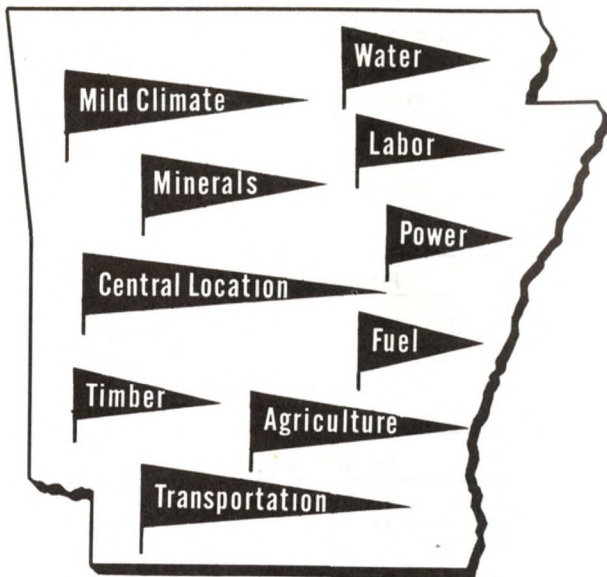
Now you can ride Missouri Pacific buses all the way between the North and East and any station in South Texas. This was made possible when the Interstate Commerce Commission recently authorized interstate operations over the Missouri Pacific Bus Lines' route between West Columbia and Corpus Christi, Texas, formerly limited to intrastate service only.

Miles shorter and hours faster between South Texas and the Memphis and St. Louis travel gateways, the Missouri Pacific Bus Lines route is open now all the way to all travelers regardless of their starting point or destination.

Ask your Missouri Pacific Bus Lines ticket agent about this latest improvement in Mo. Pac. bus service. Ask him too about the wide choice of time-saving through and local schedules, the attractive low fares Missouri Pacific offers its highway travel patrons every day throughout the West, South and Southwest.

R. J. McDERMOTT
*Vice-President*Missouri Pacific Bus Lines
St. Louis, Mo.

ARKANSAS



Industry's Land of Opportunity

You name it, Arkansas has it — and generally in super-abundance.

Centrally situated with respect to the nation's principal markets, this great southern state offers an agreeably temperate climate; reliable skilled and unskilled labor supply, fuel, power, and the rich resources of her timberlands, mines and quarries, oil and gas fields and varied agricultural products. Typical of her excellent transportation facilities are those provided by the Missouri Pacific Lines, linking the state with the growing Southwest, the Gulf Ports and Mexico and with the East, Southeast, North and Northwest through direct lines to the Memphis, St. Louis and Kansas City gateways.

For new industry especially, Arkansas, with all these advantages, truly justifies her slogan, "Land of Opportunity."

For complete information about opportunities for industry in Arkansas call on the Missouri Pacific's Industrial Development Department. Your inquiry will, of course, be kept in strict confidence. Write or wire . . .

E. SMITH REED
 Director of Industrial Development
 1706 Missouri Pacific Building
 St. Louis 3, Mo.

TABLE
4-1-51

47

SALEM — FLINTON
 Missouri-Illinois Railroad

Miles		1 Motor Daily Ex. Su.	Miles		2 Motor Daily Ex. Su.
0	Lv SALEM	8 50	0	Lv FLINTON	1 02
3	Lv Selmaville	f 8 58	3	Lv Collins	f 1 09
7	Lv Robinett	f 9 07	4	Lv Rock Point	f 1 11
12	Lv Central City	f 9 24	8	Lv Clark	f 1 18
14	Lv Centralia	9 28	9	Lv Evansville	1 22
18	Lv Noltings	f 9 40	10	Lv Pautler	f 1 27
21	Lv Alda	f 9 45	14	Lv Walsh	1 35
23	Lv Hoyleton	9 50	18	Lv Schulines	1 43
27	Lv Huegely	f 9 58	23	Lv Sparta	1 58
33	Lv Nashville	10 15	30	Lv Coulterville	2 12
36	Lv Kempside	f 10 22	35	Lv McKinley	f 2 21
38	Lv Cordes	f 10 26	38	Lv Oakdale	f 2 28
41	Lv Oakdale	10 32	41	Lv Cordes	f 2 33
44	Lv McKinley	f 10 39	43	Lv Kempside	f 2 38
49	Lv Coulterville	10 47	46	Lv Nashville	2 48
56	Lv Sparta	11 00	49	Lv Huegely	f 3 01
61	Lv Schulines	11 16	56	Lv Hoyleton	3 08
65	Lv Walsh	11 23	58	Lv Alda	f 3 13
69	Lv Pautler	f 11 30	61	Lv Noltings	f 3 19
70	Lv Evansville	11 35	65	Lv Centralia	3 37
71	Lv Clark	f 11 39	67	Lv Central City	f 3 40
75	Lv Rock Point	f 11 46	72	Lv Robinett	f 3 56
76	Lv Collins	f 11 48	76	Lv Selmaville	f 4 06
79	Lv FLINTON	11 57	79	Ar SALEM	4 15

f—Stops on signal.

FAST SCHEDULES

Each Way Between
ST. LOUIS and KANSAS CITY

ONLY MO-PAC OFFERS FIVE convenient daily train schedules each way between St. Louis and Kansas City. Your choice of coach, parlor-lounge and sleeping car accommodations. Superior diner meals.

R. J. McDERMOTT
 General Passenger Traffic Manager
 1601 Missouri Pacific Building
 St. Louis 3, Missouri

NOW MORE CONVENIENT THAN EVER

TO *Telegraph*
WHILE TRAVELING

**SIMPLY HAND YOUR MESSAGE TO PORTER,
 TRAINMAN OR CAR ATTENDANT**

**NO
 NEED TO
 PREPAY
 CHARGES**

Your telegrams may be sent "collect"—charged to your Western Union charge account or Credit Card—or billed direct to you at home or office.

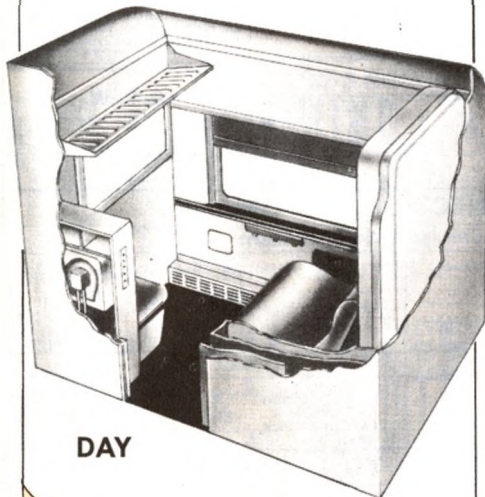
**TELEGRAPH YOUR ARRIVAL AND DEPARTURE. . . TO MAKE
 RESERVATIONS . . . GET AND SEND MONEY**

The Missouri Pacific Lines Offer You . . .

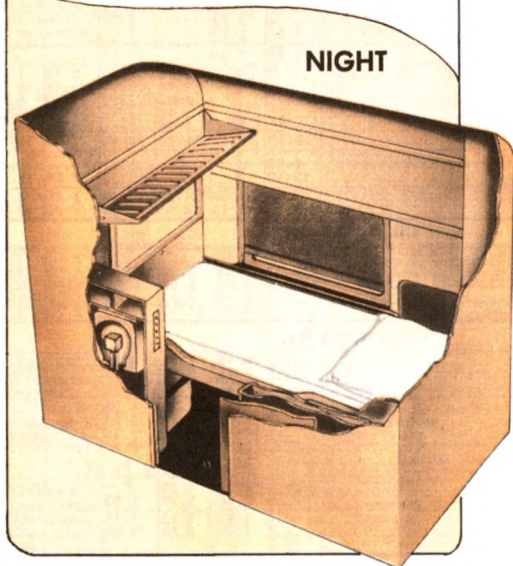
These Accommodations Are Available in 14 Roomette, 4 Double Bedroom Cars; 10 Roomette, 6 Double Bedroom; 14 Roomette, 2 Double Bedroom, 1 Drawing Room Cars, and in 5 Double Bedroom-Lounge Cars

THE ROOMETTE

An increasingly popular accommodation for the individual traveler. Provides a completely enclosed room with private toilet facilities, washstand, wardrobe locker. Other convenience and comfort features include circulating ice water, thermostatic air-conditioning and heat controls, full length mirror, electric razor outlet, shoe locker and spacious luggage rack.

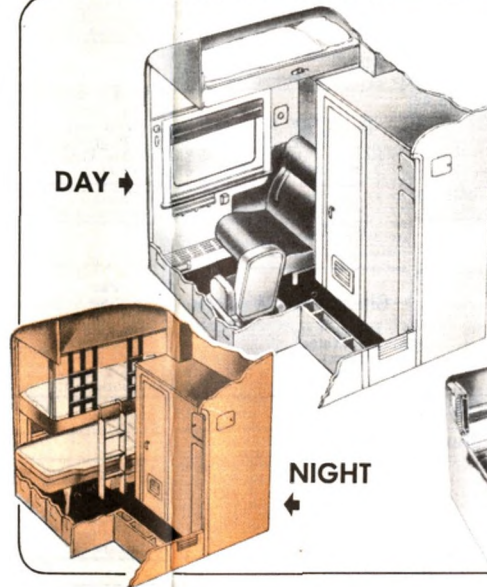


DAY

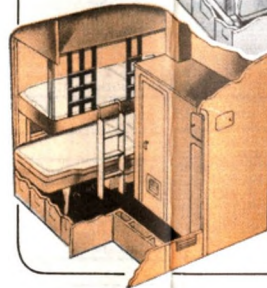


NIGHT

THE BEDROOM




DAY



NIGHT

THE DOUBLE BEDROOM for one or two persons provides lower and upper bed, enclosed toilet and lavatory facilities, separate air-conditioning and temperature controls, running ice water, wardrobe locker, full length mirror, electric razor outlet, shoe locker and ample luggage space. Opening the partition between two adjoining double bedrooms forms the **BEDROOM SUITE** illustrated below, providing the facilities of two double bedrooms with two lower and two upper beds, two enclosed toilets, etc.

THE BEDROOM SUITE

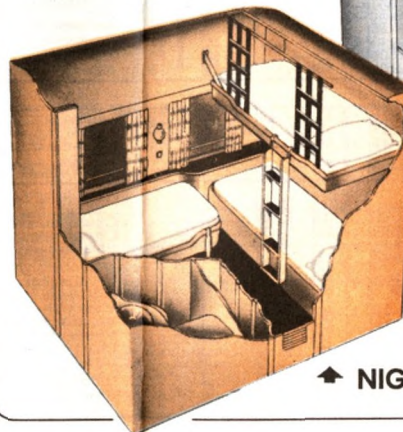


DAY

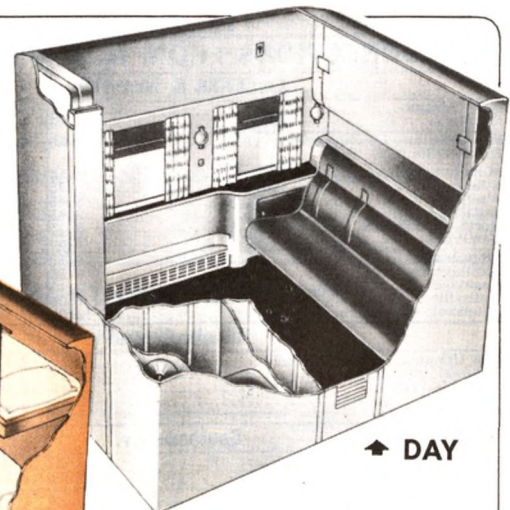
NIGHT

THE DRAWING ROOM

A spacious and luxurious living room during daylight hours with two full length beds and upper berth for sleeping accommodations at night. The private lavatory and toilet facilities are completely enclosed. These new type drawing rooms also provide fan; circulating ice water;



NIGHT



DAY

individually controlled light, ventilation, air-conditioning and heat; shoe locker; a large wardrobe and ample storage space for luggage.


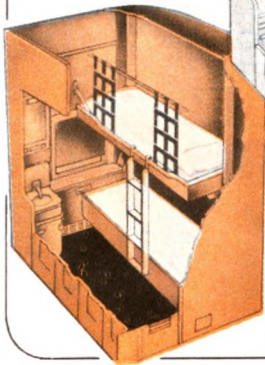
... A Selection of Pullman Accommodations

The Accommodations Illustrated Below Are Provided in 6-Section,
6 Roomette, 4 Double Bedroom Cars

THE BEDROOM

THE DOUBLE BED ROOM for one or two persons provides lower and upper bed, separate toilet and lavatory facilities.

DAY →



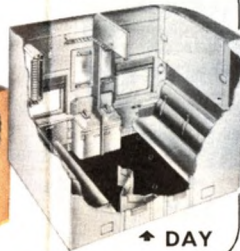
NIGHT ←

ties, air-conditioning and temperature controls, full length mirror, clothes locker, razor outlet, shoe locker and ample luggage space. Opening the partition between adjoining double bedrooms forms the **BEDROOM SUITE** illustrated below, providing the facilities of two double bedrooms with two lower and two upper beds, two toilets, etc.

THE BEDROOM SUITE




NIGHT →



DAY ↗

THE ROOMETTE

A private, completely enclosed room designed for the individual traveler. Contains a pre-made bed that folds into the wall. Also provides private toilet facilities, washstand, mirrored



DAY ↗




NIGHT ↗

cabinet for toilet articles, clothes locker, shoe locker, ample luggage space and individually controlled ventilation, air-conditioning, heat and light.

THE SECTION

Combines lower and upper berths, each a sleep-inviting bed with convenient lights, clothes hangers, shelf or hammock for sundry articles, and a bell to summon the porter at any hour. For daytime travel the section provides a pair of roomy, soft-cushioned lounge seats.



DAY ↗

UPPER ↗
AT NIGHT




LOWER
AT NIGHT
←

The Missouri Pacific Lines Offer You A Selection of Pullman Accommodations


On Trains Other Than The Streamlined Eagles

THE DRAWING ROOM

The ideal accommodation for family groups. A spacious private living room by day, at night it provides two beds and an easily accessible upper berth. Toilet and lavatory are enclosed and completely private.




← NIGHT




↑ DAY

THE SECTION



DAY



UPPER

NIGHT

LOWER

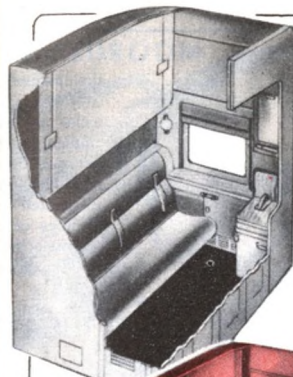
Includes upper and lower berths, both providing a comfortable, sleep-inviting bed. In daytime, section offers two commodious, soft-cushioned reserved seats.

ACCOMMODATIONS ILLUSTRATED ARE PROVIDED IN

- 12 Section, 1 Drawing Room Cars
-
- 10 Section, 1 Drawing Room, 2 Compartment Cars
-
- 8 Section, 1 Drawing Room, 2 Compartment Cars
-
- 8 Section, 5 Double Bedroom Cars
-
- 8 Section, 1 Drawing Room, 3 Double Bedroom Cars
-

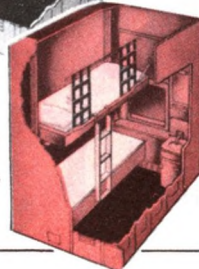
THE BEDROOM

THE DOUBLE BEDROOM for one or two persons provides lower and upper bed, separate toilet and lavatory facilities, full length mirror, clothes locker, razor outlet, shoe locker and ample luggage space. Opening the partition between adjoining double bedrooms forms the **BEDROOM SUITE** illustrated below, providing the facilities of two double bedrooms with two lower and two upper beds, two toilets, etc.

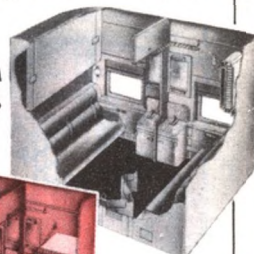


↑ DAY

NIGHT →



THE BEDROOM SUITE →




← DAY

← NIGHT

THE COMPARTMENT

A private room with comfortable, soft-cushioned seats for day use. Sleeping accommodations include bed and upper berth. Individual toilet and lavatory.

NIGHT →



DAY →

RAIL AND PULLMAN FARES

The Fares shown herein are those effective on July 25, 1953, and do not reflect any increase that may be authorized at a later date. These Railroad and Pullman fares are published as information only, are subject to change without notice and do not include 15% Federal and 2% Missouri taxes.

	RAILROAD FARES				PULLMAN FARES (One Way) IN STANDARD CARS									
	In Coaches		In Pullmans		Lower Berth	Upper Berth	Roomette One Person	Bed Room One Person	ⓄBed Room Two Persons	Compartment One Person	Compartment Two or More Persons	Drawing Room One Person	Drawing Room Two or More Persons	Seat Fare for Day Travel
	One Way	6 Months R. T.	One Way	6 Months R. T.										
TEXARKANA, ARK., TO														
Houston.....Tex.	\$ 8.89	\$16.05	\$12.44	\$20.75	\$ 5.00	\$ 3.80	\$ 7.00	\$ 9.50	\$11.05	\$11.30	\$14.45	\$15.05	\$19.00	\$ 2.55
Little Rock.....Ark.	3.98	7.20	5.57	9.30	5.00	3.80	7.00	9.50	11.05	11.30	14.45	15.05	19.00	1.30
Memphis.....Tenn.	7.45	13.45	10.40	17.35	5.00	3.80	7.00	9.50	11.05	11.30	14.45	15.05	19.00	2.30
St. Louis.....Mo.	13.59	24.50	19.01	31.70	5.80	4.45	8.20	11.05	12.75	13.05	16.25	17.40	22.10	4.05
San Antonio.....Tex.	11.75	21.15	16.44	27.40	5.80	4.45	8.20	11.05	12.75	13.05	16.25	17.40	22.10	3.60
WICHITA, KAN., TO														
Colorado Springs.....Colo.	12.03	21.70	16.84	28.10	5.80	4.45	11.05	12.75	13.05	16.25	17.40	22.10
Denver.....Colo.	13.59	24.50	19.01	31.70	5.80	4.45	11.05	12.75	13.05	16.25	17.40	22.10
Hot Springs.....Ark.	14.08	25.35	19.67	32.80	6.55	4.95	14.80	18.40	19.65	25.00
Little Rock.....Ark.	12.58	22.65	17.59	29.35	5.80	4.45	13.05	16.25	17.40	22.10
Los Angeles.....Cal.	39.04	70.05	54.66	94.15	16.60	12.65	37.40	47.00	49.85	63.10
Memphis.....Tenn.	14.29	25.75	20.01	33.35	6.55	4.95	14.80	18.40	19.65	25.00
Pueblo.....Colo.	10.91	19.65	15.27	25.45	5.80	4.45	13.05	16.25	17.40	22.10
St. Louis.....Mo.	12.31	22.20	17.21	28.70	5.80	4.45	8.20	11.05	12.75	13.05	16.25	17.40	22.10
San Francisco.....Cal.	43.41	75.15	60.77	101.50	16.60	12.65	37.40	47.00	49.85	63.10

ⓄFor Bed Room Suite charges consult ticket agent.

EXCLUSIVE OCCUPANCY CHARGES FOR BED ROOMS, ROOMETTES, DRAWING ROOMS, AND COMPARTMENTS

For exclusive occupancy of night service, or night and day continuous service of drawing room in United States, minimum 1½ adult one way rail fare; for compartment, 1¹/₁₀ adult one way rail fare, and for Bed Room or Roomette only one rail fare required (except to points east of Chicago, St. Louis, Memphis and New Orleans—Ask the Ticket Agent).

PULLMAN RATES FROM LAREDO, TEX. TO MEXICO

To derive through Pullman rates from points in the United States to destinations in Mexico, add rates from point of origin to Laredo, Texas, to those quoted below therefrom:

AND BETWEEN LAREDO, TEXAS	Lower		Upper		Bed Room One Person *	Bed Room Two Persons *	Compt. *	Drawing Room *	Seat Fare for Day Travel
	Monterrey, Mex.....	\$ 2.83	\$ 2.26	\$ 5.09	\$ 5.65	\$ 7.91	\$10.73	\$.95	
Saltillo, Mex.....	3.95	3.16	7.10	7.89	11.04	14.98			
San Luis Potosi, Mex.....	6.48	5.18	11.65	12.95	18.12	24.59			
San Miguel Allende.....	7.36	5.89	13.24	14.71	20.59	27.95			
Queretaro, Mex.....	7.65	6.12	13.77	15.30	21.42	29.06			
Mexico City, Mex.....	9.89	7.91	17.79	19.77	27.68	37.56			

ONLY ONE COUPON

Necessary Between

St. Louis or Memphis and Texas Via Missouri Pacific, Texas & Pacific, International-Great Northern, Gulf Coast Lines.

“The SUNSHINE ROUTE”

*For exclusive occupancy of a Bed Room in Mexico 1½ Adult Railroad tickets are required; for a Bed Room Suite 2½ adult railroad tickets are required; for a compartment 1½ adult railroad tickets are required, and for a Drawing Room 2 adult railroad tickets are required.

The Pullman Co. charge for Drawing Room or Compartment in Mexico is the same for either single or double occupancy of such accommodations.

GENERAL INFORMATION

SCHEDULES—SERVICE

Time noon to midnight in **Heavy Figures**. Time midnight to noon in **Light Figures**.

Trains do not stop where no time is shown. Junction, transfer points and important cities are shown in **bold face type**. A rule indicates a junction point.

Schedules Subject to Change—Schedules herein are subject to change without notice, and the Missouri Pacific Lines assume no responsibility for errors in time tables, inconvenience or damage resulting from delayed trains or failure to make connections.

Mileage—The mileage used in time tables is shown only for the information of passengers and is not to be used in computing fares.

Transfer from Through Train to Local Train—Passengers destined to points at which through train does not stop may use through train to last stopping point short of destination and transfer to first connecting local train therefrom. Passengers desiring this arrangement must notify first Conductor or Train Auditor when presenting tickets.

Honoring Tickets—All tickets, one-way and round-trip (except where optional or variable routes are permitted) will be honored over short line only.

TICKETS—(LOST, REDEMPTION, ETC.)

Children under five years of age free when accompanied by parent or guardian; five years of age and under twelve, one-half fare; twelve years of age or over, full fare.

Adjustment of Fares—In case of a difference of opinion with Conductors or Agents, pay the fare required; take receipt and communicate with R. J. McDermott, General Passenger Traffic Manager, St. Louis, Mo.

Lost Tickets—If you lose your railroad ticket give notice of your loss to the conductor. Pay cash fare on train or purchase another ticket, taking receipt. Forward receipt with details of the loss to the Passenger Traffic Manager of the road from which you bought the original ticket, and you will be advised whether or not any refund can properly be made.

Redemption of Tickets—Tickets unused or partly used will be redeemed under tariff regulations at proper value and should be handled with R. J. McDermott, General Passenger Traffic Manager, St. Louis, Mo.

BAGGAGE—(ALLOWANCE, LIABILITY, MARKING, ETC.)

Hand Baggage in Pullman Cars—Passengers are requested, for the convenience and comfort of themselves and other passengers on the train, to check their hand baggage whenever possible, except that actually needed for personal use enroute. There is a limitation as to the size of baggage which can be placed under Pullman seats. The following are the maximum dimensions—9x19x28½ inches.

This Railroad will not guarantee to forward baggage or property on same train with passenger or within a given or specified time limit, but reserves the right to forward it upon a preceding or following train.

One hundred and fifty pounds of baggage, not exceeding \$100 in value, will be checked without charge for each adult passenger, and seventy-five pounds, not exceeding \$50 in value, for each child traveling on a half-ticket.

No single piece of baggage exceeding 300 pounds in weight or exceeding \$2,500 in value, will be checked. Free allowances subject to tariff stipulations as to contents, weight and value.

Unless a greater sum is declared by the passenger and charges paid for increased valuation at time of delivery to carrier, the value of baggage belonging to or checked for an adult passenger shall be deemed and agreed to be not in excess of \$100, and the value of the baggage belonging to or checked for a child traveling on a half ticket shall be deemed and agreed to be not in excess of \$50.

All baggage should be marked. Location of baggage delayed or astray is expedited when the container is marked with name or initials.

This railroad will not accept for transportation as baggage from any one passenger, property that is declared to exceed \$2,500 in value.

Money, jewelry, silverware, negotiable paper and like valuables, radios, household goods, liquids, explosives, fragile or perishable articles, should not be enclosed in baggage. Under no conditions will the carriers be responsible for such articles in baggage nor for damage caused by same.

Baby Carriages, Go-carts, Bicycles and similar articles enumerated in tariff when used in connection with journey will be checked and included in weight and value of passenger's baggage.

Dogs, Cats and Birds—Dogs, cats, birds and other household pets, when in baskets or other containers, may be taken into private room accommodations of Sleeping cars. Or, they may be transported in baggage service subject to tariff regulations.

Lost Articles—Inquire of R. A. Watson, General Baggage Agent, St. Louis, Mo. Articles found in and around stations or upon trains should be turned over to Agent or Conductor, or forwarded to R. A. Watson, General Baggage Agent, St. Louis, Mo.

TRAFFIC REPRESENTATIVES—Continued

LOUISVILLE 2, KY.—

394 Starks Bldg., Phone Wabash 1638.
E. E. ROTHMEIER.....General Agent

MEMPHIS 2, TENN.—

Union Station.
N. N. HOPKINS.....Executive General Agent

MEMPHIS 3, TENN.—

151 Union Avenue, Phone 8-7611.
T. S. GLASS.....Asst. Gen. Pass. Agt.
T. J. DARRELL.....Dist. Pass. Agt.
J. M. PHELPS.....City Pass. & Tkt. Agt.
628 Exchange Bldg., Phone 8-7611.
R. W. MOSS.....Ass't. Trf. Mgr.

MEXICO CITY, MEX.—

Cinco de Mayo, 6-B, 1 D.F. Phones 12-01-42,
35-61-71.
H. CERVANTES.....Exec. Representative
J. SALCIDO.....Gen. Agt. Pass. Dept.

MILWAUKEE 3, WIS.—

1003 Majestic Bldg., Phone Broadway 1-6418.
V. C. KNORST.....Gen. Agt. Frt. Dept.

MINNEAPOLIS 2, MINN.—

800 Rand Tower Bldg., Phone Main 5375.
H. S. SNEDEKER.....General Agent

MONROE, LA.—

Virginia Hotel, Phone 3-6641.
M. E. PICKETT.....Div. Frt. & Pass. Agt.
J. A. COMBS.....City Pass. & Tkt. Agt.

MONTERREY, MEX.—

Gorostieta Bldg., Matamoros 510 OTE. Phones
Mex. 1-84 Eric. 110.
J. CARDENAS, JR.....General Agent

NASHVILLE 3, TENN.—

935 3rd Nat'l Bank Bldg., Phone 6-4830.
L. R. HARWELL.....General Agent

NATCHEZ, MISS.—

M. P. Frt. Sta., Phone 7394.
C. W. EUDY.....General Agent

NATIONAL STOCK YARDS, ILL.—

Live Stock Exchange, Phone UP 5-0114
W. A. GROGAN.....Asst. Gen. Live Stock Agt.
O. L. SUTER.....Live Stock Agent

NEW IBERIA, LA.—

M. P. Frt. Sta., Phone 2-8126.
D. E. SNOW.....Gen. Agt. Frt. Dept.

NEW ORLEANS 12, LA.—

704 Richards Bldg., Phone RAYmond 8244.
G. C. STOHLMAN.....Exec. Gen. Agt.
708 Richards Bldg., Phone RAYmond 8244.
G. B. RIGGAN.....Asst. Traffic Mgr.
J. T. LEZE.....Gen. Agt. Pass. Dept.
E. MITCHELL.....City Pass. Agent
P. J. CONLEY.....City Pass. Agent
W. R. HANNA.....Asst. Gen. Frt. Agt.
C. W. HERBERT.....Foreign Frt. Agt.
207 St. Charles St., Phone RAYmond 3181.
P. E. TUMA.....City Tkt. Agt.

NEW YORK 7, N. Y.—

225 Broadway Transportation Bldg., Phone
Digby 9-0255.
GEORGE BRUNNER.....Eastern Traffic Mgr.
W. F. VITT.....Gen. Agt. Pass. Dept.
J. B. MOONEY.....Dist. Pass. Agt.
B. C. BARKER.....Traffic Rep.
P. L. MOYLE.....Traffic Rep.
D. A. STEVENS.....Traffic Rep.
G. J. SCHMIDT.....General Agent
E. M. JONES.....Foreign Frt. Agt.

NEW YORK 13, N. Y.—

204 Franklin St., Phone Walker 5-2424.
C. M. FREY.....Dist. Mgr. Per. Traf.

OAKLAND 12, CALIF.—

211 Financial Center Bldg., 405 14th St.,
Phone TE-2-0877-8.
HAROLD FLY.....General Agent

OKLAHOMA CITY 2, OKLA.—

1609 Liberty Bank Bldg., Phone Regent 6-1426.
C. CONSTANCE.....General Agent

OMAHA 2, NEB.—

1611 Farnam St., Phone Jackson 4543.
H. B. NEWCOMB.....Gen. Agt. Pass. Dept.
C. F. BRADY.....City Tkt. Agt.
719 Omaha Grain Exchange Bldg., Phone
Jackson 4543.
J. N. CLARK.....Asst. Gen. Frt. Agt.

PARAGOULD, ARK.—

M. P. Station, Phone 4115.
T. O. FLIPPIN.....Com'l Frt. & Pass. Agt.

PHILADELPHIA 2, PA.—

1904 Finance Bldg., Phone Rittenhouse 6-8365.
R. S. CROSSMAN.....General Agent
R. L. ROBERTS.....Dist. Pass. & Frt. Agt.

PHOENIX, ARIZ.—

600 Security Bldg., Phone AL 3-5414.
C. W. HARDY.....General Agent

PINE BLUFF, ARK.—

209 National Bldg., Phone 4600-4601.
F. J. BORN.....Div. Frt. & Pass. Agt.

PITTSBURGH 19, PA.—

933 Gulf Bldg., Phone Atlantic 1-3820.
V. C. FAGAN.....General Agent
E. J. DOERSTE.....Dist. Pass. Agt.
H. J. HENRICH.....Per. Frt. Agt.
Phone AT-1-8739

POPLAR BLUFF, MO.—

Mo. Pac. Station, Phone 5721-22-23.
T. B. ARNOLD.....Div. Frt. & Pass. Agt.

PORTLAND 4, ORE.—

601 Pacific Bldg., Phone Beacon 3752.
E. Y. BUTLER.....General Agent

PUEBLO, COLO.—

City Ticket Office, 201 North Main St., Phone
183 or 5880.
O. L. STRIEBY.....Asst. Gen. Frt. & Pass. Agt.
JOSEPH WEISIGER.....Dist. Pass. & Frt. Agt.
J. E. ANDERSON.....City Pass. & Tkt. Agt.

SACRAMENTO 14, CALIF.—

724-726 Forum Bldg., 1107 9th St., Phone Gilbert
3-5415.
F. C. DEVINE.....General Agent

ST. JOSEPH 9, MO.—

601 Corby Bldg., Phone 4-2765.
H. E. ROLL.....Exec. General Agt.
J. J. RICHEY.....General Agent

ST. LOUIS 3, MO.—

1600 Missouri Pacific Bldg., Phone Main 1000.
W. F. MILLER.....Gen. Agt. Pass. Dept.
A. J. CONNORS.....Asst. Gen. Agt. Pass. Dept.
C. E. HARTMANN.....City Pass. Agt.
F. W. LASKWITZ.....City Pass. Agt.
A. J. BEVERIDGE.....City Pass. Agt.
Union Station.
R. P. BASLER.....Sta. Pass. Agt.
Lobby Mo. Pac. Bldg.
E. J. BRANGLE.....Gen. Agt.
318 No. Broadway.
C. A. BRUNS.....City Tkt. Agt.
100 Mo. Pac. Bldg.
L. F. BINKLEY.....Gen. Frt. Agt.
W. B. MUELLER.....Gen. Agt. Frt. Dept.
C. L. THOLE.....Commercial Agent

SALINA, KAN.—

M. P. Sta., Phone 2275.
A. L. WEBB.....Div. Frt. & Pass. Agt.

SALT LAKE CITY 1, UTAH—

201 Judge Bldg., Phone 4-1928.
S. L. LOVE.....Gen. Agt.

SAN ANTONIO 5, TEXAS—

423 Majestic Bldg., Phone Fannin 3292.
W. E. BABEL.....Exec. General Agt.
E. J. ROTTENSTEIN.....Gen. Agt. Frt. Dept.

SAN ANTONIO 5, TEXAS—

318 North St. Mary's St., Phone Fannin 3292.
H. G. CLEVELAND.....Asst. Gen. Pass. Agt.
W. C. LANE.....Dist. Pass. Agt.
J. F. SMITH.....City Pass. Agt.
A. W. JOHNSON.....Trav. Pass. Agt.
G. P. DUBOSE.....City Tkt. Agt.
Mo. Pac. Pass. Sta., Phone Fannin 3292.
ROMINE HILTON.....Depot Pass. & Tkt. Agt.
L. M. FERGUSON.....Asst. Gen. Live Stock Agt.

SAN BENITO, TEX.—

Mo. Pac. Station.
W. W. DEEN.....Pass. & Tkt. Agt.

SAN FRANCISCO 5, CALIF.—

593 Monadnock Bldg., Phone Sutter 1-1220.
W. J. SIERING.....Western Traffic Mgr.
I. G. MILLER.....Gen. Pass. Agt.
L. L. SMITH.....Asst. Trf. Mgr.
I. J. KEYES.....Dist. Mgr. Peris'ble Traf.

SEATTLE 1, WASH.—

852 Stuart Bldg., Phone Eliot 7040.
J. S. ROGERS.....General Agent

SEDALIA, MO.—

MoPac. Psgr. Sta., Phone 182.
J. F. DOWNS.....Div. Frt. & Pass. Agent
Ticket Agent Phone 88.
C. E. MCKENZIE.....Depot Tkt. Agt.

SHREVEPORT 45, LA.—

409 Medical Arts Bldg., 624 Travis, Phone 3-7374.
W. C. JACOBS.....General Agent
S. LOWE.....Traffic Rep.

SIoux CITY 1, IOWA—

406 Commerce Bldg., Phone 86234.
R. G. HAINES.....General Agent

SOUTH OMAHA, NEB.—

126 Live Stock Exchange.
R. H. KURT.....Live Stock Agent

SPRINGFIELD, MO.—

M. P. Sta., Phone 4-0729.
D. W. SWIFT.....General Agent

STOCKTON 5, CALIF.—

American Trust Bldg., 22 N. San Joaquin, Phone
2-0469.
JULIUS GAEDTKE.....General Agent

TEXARKANA, ARK.—

M. P. Frt. Sta., Phone 2-6121 & 2.
W. J. FANT.....Div. Frt. & Pass. Agt.

TOPEKA, KAN.—

M. P. Frt. Sta., Phone 8-8319.
E. D. STRATTON.....General Agent

TULSA 3, OKLA.—

225 Kennedy Bldg., Phone 4-7177.
L. M. BAKER.....General Agent

TYLER, TEXAS—

M. P. Frt. Sta., Phone 4-7269.
H. C. CARSWELL, JR.....General Agent

WACO, TEXAS—

711 Service Mut. Bldg., Phone 2-2587.
H. R. SMITH.....General Agent

WASHINGTON 4, D. C.—

931 National Press Bldg., Phone National 8-2921.
F. E. RICHTER.....Executive Repr.
R. T. SCHLUDE.....General Agent
H. E. ALLISON.....Traffic Representative
G. M. HAILL.....Traffic Representative

WICHITA 2, KAN.—

M. P. Pass. Sta., 302 W. Douglas St., Phone
5-2651.
G. W. CARLETON.....Asst. Gen. Frt. & Pass. Agt.
R. T. WEBB.....General Agent
R. H. LE PELL.....Dist. Pass. Agent

WINSTON-SALEM 3, N. C.—

1112 Reynolds Bldg., Phone 2-5352.
J. M. BRYAN.....General Agent

Condensed FREIGHT SCHEDULES

Between the St. Louis Gateway and...

Read Down

DALLAS, FT. WORTH, EL PASO and LOS ANGELES

Read Up

Train 65 and Connections	Train T&P 67 and Connections		Train 60 and Connections	Train 72 and Connections
2.00AM Tu	8.30PM Mo	Lv. Dupo (East St. Louis)..... Ar	11.59AM We	2.00AM Th
5.00AM We	10.30PM Tu	Ar. Dallas (Via T&P)..... Lv	11.59AM Tu	9.20PM Tu
7.00AM We	11.59PM Tu	Ar. Ft. Worth..... Lv	10.00AM Tu	8.10PM Tu
11.59AM Th	11.59PM Wed	Ar. El Paso..... Lv	11.30AM Mo	12.01PM Mo
Ⓐ	Ⓐ	Ar. Los Angeles..... Lv	Ⓐ	Ⓐ

PALESTINE, WACO, SAN ANTONIO, CORPUS CHRISTI and LAREDO

Train 65 and Connections	Train 67 and Connections		Train 60 and Connections
2.00AM Tu	8.15PM Mo	Lv. Dupo (East St. Louis)..... Ar	11.59AM Th
8.30PM Tu	1.30PM Tu	Ar. Texarkana..... Lv	7.00PM We
9.00AM We	8.50PM Tu	Ar. Palestine..... Lv	4.30AM We
	12.30PM We	Ar. Waco..... Lv	3.10PM Mo
1.00AM Th	7.50AM We	Ar. San Antonio..... Lv	11.45AM Tu
5.30AM Fri	5.30AM Th	Ar. Corpus Christi..... Lv	8.00PM Tu
6.20AM Fri	6.20AM Th	Ar. Laredo..... Lv	3.30AM Tu

BEAUMONT, HOUSTON, GALVESTON, CORPUS CHRISTI and BROWNSVILLE

Train 361 and Connections	Train I-GN 67 and Connections	Train 369 and Connections	Train 65 and Connections		Train 60 and Connections	Train 76 and Connections	Train 360 and Connections	Train 370 and Connections
7.00PM Mo	8.15PM Mo	3.00AM Tu	2.00AM Tu	Lv. Dupo (East St. Louis)..... Ar	11.59AM We	10.00PM We	3.00AM Th	7.45PM Th
	1.30PM Tu		8.30PM Tu	Ar. Texarkana..... Lv	7.00PM Tu	10.30PM Tu		
	2.30PM Tu		10.40PM Tu	Lv. Texarkana..... Ar	1.30PM Tu			
7.30PM Tu		8.45AM We		Ar. Alexandria..... Ar				
8.00PM Tu		11.00AM We		Lv. Beaumont..... Lv				
2.15AM We		7.10PM We		Ar. Houston..... Lv				
6.00AM We	4.00AM We	7.10AM Th	5.00PM We	Ar. Galveston..... Lv	5.00PM Mo	5.00AM Tu	5.00PM Tu	9.20AM We
1.45PM We	1.45PM We	1.45PM Th	3.30AM Th	Ar. Corpus Christi..... Lv	7.00AM Mo	9.00PM Mo	6.40AM Tu	5.00AM We
5.30AM Th	5.30AM Th	5.30AM Fr		Ar. Brownsville..... Lv	8.00PM Su	1.00AM Mo	2.30AM Tu	7.10PM Tu
2.00PM Th	2.00PM Th	2.00PM Fr					9.00PM Mo	2.30PM Tu
							1.00AM Mo	7.00AM Tu
								8.00PM Mo

PUEBLO, DENVER, SALT LAKE CITY, OGDEN and SAN FRANCISCO

Train 77 and Connections	Train 61 and Connections		Train 62 and Connections	Train 68
1.30AM Mo	8.30PM Mo	Lv. St. Louis..... Ar	6.00PM Fr	5.30AM We
8.00PM Tu	1.30AM We	Ar. Pueblo (M. T.)..... Lv	5.00AM Th	5.00PM Mo
3.00AM We	7.00PM We	Ar. Denver (D&RGW) (M. T.)..... Lv	9.00PM We	10.30AM Mo
	12.15AM Th	Ar. Salt Lake City (D&RGW) (M. T.)..... Lv	4.00AM We	
	3.00AM Th	Ar. Ogden (D&RGW) (M. T.)..... Lv	11.30AM We	
	Ⓑ Ⓒ	Ar. San Francisco..... Lv	Ⓑ Ⓒ	

KANSAS CITY, ATCHISON, ST. JOSEPH, LINCOLN and OMAHA

Train 77 and Connections	Train 75 and Connections	Train 71 and Connections		Train 70 and Connections	Train 66 and Connections	Train 80 and Connections	Train 62 and Connections
1.30AM Mo	2.00PM Mo	9.00PM Mo	Lv. St. Louis..... Ar	6.30AM Tu	10.30AM Tu	3.00AM We	6.00PM Mo
11.30AM Mo	1.00AM Tu	5.00AM Tu	Ar. Kansas City..... Lv	8.00PM Mo	2.00AM Tu	12.30PM Tu	9.00AM Mo
10.50PM Tu	8.50AM Tu	8.50AM Tu	Ar. Atchison..... Lv	1.30PM Mo	11.15PM Mo	3.00AM Tu	
5.00AM Tu	10.00AM Tu	10.00AM Tu	Ar. St. Joseph..... Lv	4.00PM Mo	7.45PM Mo		
6.45AM Tu	6.45AM We	6.45AM We	Ar. Lincoln..... Lv	11.00PM Su			
6.15AM Tu	2.00PM Tu	2.00AM We	Ar. Omaha..... Lv	6.00AM Mo	4.45PM Mo	8.00PM Mo	

JOPLIN, WICHITA, HUTCHINSON, TOPEKA and SALINA

Train 77 and Connections	Train 79 and Connections		Train 62 and Connections	Train 78-80 and Conn.
1.30AM Mo	7.00PM Mo	Lv. St. Louis..... Ar	6.00PM We	3.00AM We
	6.00AM We	Ar. Joplin..... Lv	2.30PM Tu	
	4.00PM Tu	Ar. Wichita..... Lv		9.15PM Mo
	7.00PM Tu	Ar. Hutchinson..... Lv		11.30AM Mo
6.30AM Tu		Ar. Topeka..... Lv		6.30PM Mo
8.15AM Tu		Ar. Salina..... Lv	6.00AM Tu	

MEMPHIS, HELENA, ALEXANDRIA, BATON ROUGE, NEW ORLEANS and LAKE CHARLES

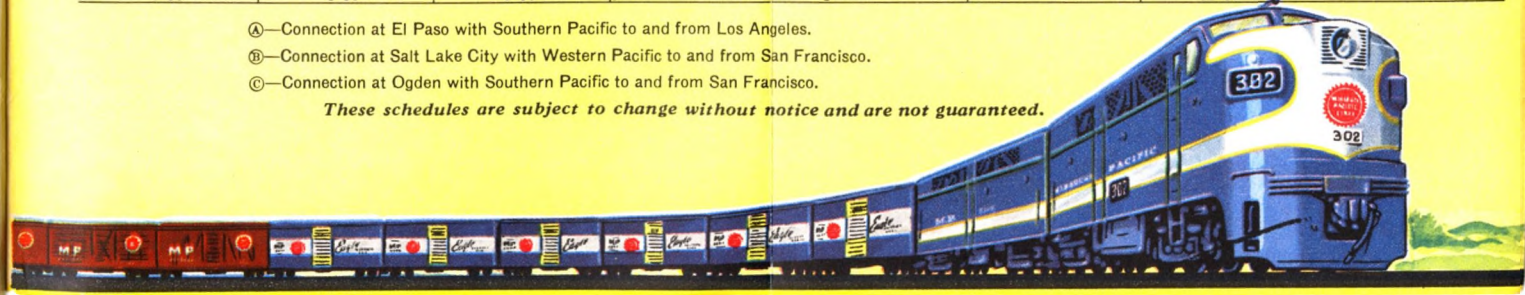
Train 63 and Connections	Train 361 and Connections	Train 369 and Connections		Train 360 and Connections	Train 370 and Connections	Trains 367-368 & Conn.
6.40PM Mo	7.00PM Mo	3.00AM Tu	Lv. St. Louis..... Ar	3.00AM We	7.45PM We	6.30PM Tu
8.00AM Tu	8.00AM Tu	5.30PM Tu	Lv. Dupo (East St. Louis)..... Ar	1.30AM Tu		7.45PM Tu
3.05AM We		3.05AM We	Ar. Memphis..... Lv	4.00AM Tu		10.30PM Mo
7.30PM Tu	7.30PM Tu	8.45AM We	Ar. Helena..... Lv	5.00PM Mo	9.20AM Tu	
5.30AM We	5.30AM We	4.30PM We	Ar. Alexandria..... Lv	2.00AM Mo	9.00PM Mo	
7.00AM We	7.00AM We	7.00AM Th	Ar. New Orleans..... Lv	7.00AM Mo	9.30PM Mo	
8.30PM We	8.30PM We	8.30PM Th	Ar. Lake Charles..... Lv	12.01AM Mo	12.01PM Mo	
			Ar. Baton Rouge..... Lv			

Ⓐ—Connection at El Paso with Southern Pacific to and from Los Angeles.


Ⓑ—Connection at Salt Lake City with Western Pacific to and from San Francisco.

Ⓒ—Connection at Ogden with Southern Pacific to and from San Francisco.

These schedules are subject to change without notice and are not guaranteed.



fast



ship and travel via

**MISSOURI
PACIFIC
LINES**



SERVING THE WEST-SOUTHWEST EMPIRE