


**MISSOURI
PACIFIC
LINES**

ROUTE OF THE
Eagles

**MISSOURI
PACIFIC
LINES**

ROUTE OF THE
Eagles



Issued March 23, 1952

Issued March 23, 1952

USE THE ST. LOUIS GATEWAY USE THE ST. LOUIS GATEWAY

Smoothest Way **WEST-SOUTHWEST?** via the **EAGLES** of course!

Enjoy Premium Speed, Convenience and Comfort at no extra fare.

THE TEXAS EAGLE overnight between St. Louis, Memphis and the principal cities of Texas. Through sleeping cars between New York, Washington and Texas.

THE COLORADO EAGLE between St. Louis, Kansas City, Wichita and Colorado. Planetarium-dome coaches between St. Louis and Denver daily.

THE MISSOURI RIVER EAGLE between St. Louis and Kansas City, St. Joseph, Lincoln, Omaha.

THE VALLEY EAGLE between Houston, Corpus Christi and the Rio Grande Valley.

R. J. McDERMOTT
General Passenger Traffic Manager
1601 Missouri Pacific Building
St. Louis 3, Missouri

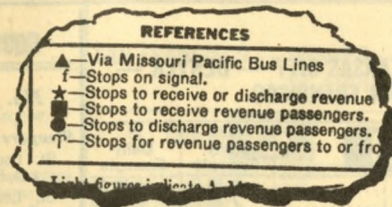
**MISSOURI
PACIFIC
LINES**



Understanding a Time Table Is Not So Difficult - - -

In fact, you will find it simple, we believe, if you will read and follow the suggestions offered here. You can find in this folder the answers to most of the questions that are apt to arise concerning a trip on the Missouri Pacific Lines.

● Check References



There is a reason for each of the symbols that appear opposite some schedule figures. For illustration, "f" means stop to let passengers get on or off the train. Each symbol is explained in a footnote on the page on which it is shown. If you encounter a symbol in the table you are consulting, be sure to check the footnote. The information may affect your travel plans.

Index of Stations	
*Batrd, Tex. 19	*Branson, Mo. 4
*Baker, Kan. 5	*Bratton, Tex. 78
*Bad Knob, Ark. 4, 16, 24	*Brazilia, Tex. 21, 23, 88
*Bainmora, La. 39	*Briceys, Ark. 39
*Bancroft, Tex. 33	*Bridge Jct. 16, 39
*Bartel, La. 32	*Ark. 2
*Barting, Ark. 33	*Bridgeport, Kan. 2
*Barnes, Kan. 7	*Birmingham, La. 27
*Barrett, Kan. 7	*Brinkley, Ark. 40
*Barrett, Mo. 45	*Broadway (See St. Louis)
*Barton, Mo. 45	*Brook, Neb. 67, 68
*Batholomew, Spur, La. 31	*Bronaugh, Mo. 11
*Bartle, Ill. 39	*Bronson, Kan. 28
*Bartlett, Kan. 11	*Brookland, Kan. 28
*Barton, Ark. 40	*Brown, Mo. 4
*Barton Junction, Ark. 40	*Brown's Springs, Mo. 4
*Belle, La. 21	

● Index to Stations

First locate the place you are going to in the alphabetical index of stations on Pages 81-85. Then turn to the table bearing the number shown in the index. Here you will find the schedules of trains arriving at and departing from your destination.

● Rail and Pullman Fares

	In Coaches		Pullman
	One Way	6 Months R. T.	
DALLAS, TEX. TO			
Chicago, Ill.	\$23.85	\$42.95	\$33.40
Hot Springs, Ark.	8.45	15.25	11.55
Little Rock, Ark.	8.26	14.90	11.55
Memphis, Tenn.	11.72	21.10	16.38
Mexico City, Mex.	30.24	55.60	44.65
New York, N. Y.	41.77	76.46	58.10
St. Louis, Mo.	16.68	30.05	23.38
Washington, D. C.	35.54	64.00	49.75
FORT WORTH, TEX. TO			
Chicago, Ill.	23.86	42.95	33.40
Hot Springs, Ark.	8.20	16.60	12.87
Little Rock, Ark.	8.01	16.25	12.59
Memphis, Tenn.	12.47	22.45	17.42
Mexico City, Mex.	29.96	55.10	44.25
New York, N. Y.	42.52	77.81	59.14
St. Louis, Mo.	17.00	30.60	23.75
Washington, D. C.	36.29	65.35	50.87



A list of rail, sleeping and parlor car between principal cities is shown on Pages 75-80. Figures shown do not include 15 per cent Federal Tax that applies on all fares or 2 per cent Sales Tax applicable to intrastate fares between points in Missouri.

● Read Down

First read down the list of cities until you locate your starting point. Opposite you will find the departure times of trains that stop there. Continue reading down until you find the name of your destination where you can check the arrival times of trains stopping there.

Miles	TABLE 1	S-V 4605	Daily
0	Lv ST. LOUIS	8:50	
3	Lv Tower Grove	8:58	
7	Lv Maplewood		
10	Lv Webster Groves		
13	Lv Kirkwood	9:10	
18	Lv Valley Park		
23	Lv Jeddburg		
27	Lv Eureka		
30	Lv Allenton		
34	Lv Pacific		
39	Lv Gray Summit		
51	Lv Washington	9:47	
64	Lv New Haven		
71	Lv Berger		
77	Lv Hermann		
85	Lv Gasconade		
89	Lv Morrison		
97	Lv Paris		

● A. M. and P. M.



Departure times from 12:01 A.M. to 11:59 A.M. are shown in light figures. Times from 12:01 P.M. to 11:59 P.M. are shown in heavy figures.

● Traffic Representatives

Addresses and telephone numbers of the traffic offices maintained by the Missouri Pacific Lines in principal cities of the United States, in Mexico, and Havana, Cuba, are listed on Pages 86-90. Call on any of these agencies any time you need information or assistance with your travel or shipping problems. You will be cordially welcomed and receive prompt attention.



● Other Helpful Information

Condensed schedules with descriptions of travel accommodations available on Missouri Pacific trains are shown on Pages 5-16. Departure times of connecting trains of other railroads from St. Louis, Memphis, Kansas City, New Orleans and Omaha are listed on Pages 65-68. Baggage and ticket regulations and other information of interest to travelers are presented on Pages 79-80.

ST. LOUIS — KANSAS CITY

TABLE A	5 Daily	15 Daily	11 Daily	19 Daily	9 Daily
Lv ST. LOUIS.....	8:50 Su	1:50 Su	4:00 Su	5:00 Su	11:50 Su
Ar JEFFERSON CITY.....	10:58 Su	4:05 Su	6:00 Su	8:05 Su	2:28 Mo
Ar SEDALIA.....	12:15 Su	5:45 Su	7:10 Su	9:45 Su	4:30 Mo
Ar KANSAS CITY.....	2:10 Su	7:45 Su	9:00 Su	12:15 Mo	7:20 Mo

ST. LOUIS — KANSAS CITY — DENVER —
SAN FRANCISCO

TABLE B	15 Daily Example	11 Daily Example
Lv ST. LOUIS.....	1:50 Su	4:00 Su
Ar KANSAS CITY.....	7:45 Su	9:00 Su
Lv KANSAS CITY.....	8:30 Su	9:10 Su
Lv GENESEO.....	3:45 Mo	1:32 Mo
Ar HOISINGTON (C.T.).....	4:45 Mo	2:07 Mo
Ar PUEBLO (M.T.).....		7:00 Mo
<i>(Via D. & R. G. W.)</i>		
Lv PUEBLO.....		7:10 Mo
Ar COLORADO SPGS. (A.T. & S.F. St.).....		8:01 Mo
Ar DENVER.....		9:40 Mo
Lv PUEBLO.....		12:10 Mo
Ar ROYAL GORGE.....		1:33 Mo
Ar GLENWOOD SPRINGS.....		8:27 Mo
Ar SALT LAKE CITY (M.T.).....		8:15 Tu
Ar OGDEN (M.T.).....		9:50 Tu
<i>(Via Western Pacific)</i>		
Lv SALT LAKE CITY (M.T.).....		10:40 Tu
Ar SAN FRANCISCO (P.T.).....		4:50 We
<i>(Via Southern Pacific)</i>		
Lv OGDEN (M.T.).....		6:22 Tu
Ar SAN FRANCISCO (P.T.).....		9:15 We
CONNECTING TRAIN		
Lv WICHITA.....	9:30 Su	9:30 Su
Ar GENESEO.....	12:15 Mo	12:15 Mo

ST. LOUIS — KANSAS CITY — LOS ANGELES

TABLE C	11 Daily	9 Daily
Lv ST. LOUIS.....	4:00 Su	11:50 Su
Ar KANSAS CITY.....	9:00 Su	7:20 Mo
<i>(Via Rock Island)</i>		
Lv KANSAS CITY.....	11:00 Su	8:00 Mo
Ar TUCSON.....	9:17 Mo	9:50 Tu
Ar PHOENIX.....	11:45 Mo	12:25 Tu
Ar LOS ANGELES.....	7:35 Tu	11:30 Tu
<i>(Via Santa Fe)</i>		
Lv KANSAS CITY.....	9:30 Su	8:00 Mo
Ar LOS ANGELES.....	10:25 Tu	7:00 We

ST. LOUIS — KANSAS CITY — OMAHA — LINCOLN

TABLE D	5-105-605	19-119-609
Lv ST. LOUIS.....	8:50 Su	5:00 Su
Lv KANSAS CITY.....	2:25 Su	12:40 Mo
Ar OMAHA.....	6:40 Su	7:45 Mo
Ar LINCOLN.....	7:20 Su	10:30 Mo

ST. LOUIS — WICHITA

TABLE E	19-419 Daily
Lv ST. LOUIS.....	5:00 Su
Ar WICHITA.....	7:15 Mo

No. 18—March 23, 1952—All Editions

EQUIPMENT: WESTBOUND

No. 11—Colorado Eagle
Streamlined Train

Sleepers:
St. Louis to Denver. 14 Roomettes, 1 D. Room, 2 Double Bedrooms. [111].
St. Louis to Denver. 6 Sections. 6 Roomettes. 4 Double Bedrooms. [112].
St. Louis to Los Angeles. R. I.—S. P. No. 3 from Kansas City. 6 Sections 6 Roomettes 4 Double Bedrooms [115].
Wichita to Denver. 8 Sec. 1 Dr. 3 Double Bedrooms. [114].
Coach..... St. Louis to Denver.
Grill Coach St. Louis to Denver.
Planetarium Coach:
St. Louis to Denver.
Dining-Lng. St. Louis to Denver.

No. 5-105-605
Missouri River Eagle
Streamlined Train

Reclining Seat
Coaches..... St. Louis to Omaha.
Coach..... Union to Lincoln.
Dining Car. St. Louis to Omaha.
Mo. Pac. Parlor Car. St. Louis to Omaha. [51].

No. 15

Mo. Pac Parlor Car—D. R.:
St. Louis to Kansas City. [151].

Dining Lounge:
St. Louis to Kansas City.
Coaches:
St. Louis to Kansas City.
Kansas City to Hoisington.

No. 9—The Missourian

Sleepers: (Ready for occupancy 9:30 p.m.)
St. Louis to Kansas City. 8 Sec. 5 Double Bedrooms. [91]
St. Louis to Kansas City. 10 Sec. 1 Dr. 2 Compt. [92].
Coaches..... St. Louis to Kansas City.

No. 19-119-419-609
The Sunflower

Sleepers:
St. Louis to Omaha. 10 Sec. 1 Dr. 2 Compt. [191].
(Train 119 from Kansas City).
St. Louis to Wichita. 10 Roomettes, 5 Double Bedrooms. [192].
(Train 419 from Pleasant Hill).
Coaches:
St. Louis to Kansas City.
Kansas City to Omaha.
Union to Lincoln.
Grill Coach. St. Louis to Wichita.
Kansas City to Omaha.

No. 519

Coach. Atchison to Downs.

Railroads' New Car Program Threatened



Proposed cuts in steel allocations for railroad equipment during the second quarter of 1952 will result in a drastic curtailment in freight car building that could have grave consequences for the nation's defense transportation system.

As was recently pointed out by President W. T. Faricy of the Association of American Railroads the railroads' broad expansion and improvement program for defense transportation, initially approved by government allocation officials, called for the production of a minimum of 10,000 new freight cars a month.

"Unfortunately, even before the approved production of 10,000 new cars per month was attained," Mr. Faricy said, "the allocating authorities began a process of whittling down the amounts of materials made available for this essential purpose—first to 9,500 cars per month, then to 8,600, later to 6,800 and now for the second quarter of 1952, a tentative allocation of 5,000 cars per month."

During the period from September, 1945, through November, 1951, freight cars retired from service by Class 1 railroads averaged 5,629 per month. With this figure in mind it is not difficult to imagine or calculate the ultimate effects upon the nation's freight car supply and transportation system if new car construction is held down for too long a time to only 5,000 cars per month.

Printed in U. S. A.

NAME THE TOWN

Each of the statements below suggests the name of a town listed in the timetable. For example, Statement No. 1 represents McCOY, TEXAS, in Table 28. See what you can do with the others. Check your answers with the correct ones shown on Page 27.




1 Synonym for the real thing.



6 Home town of Christopher Columbus.



2 "I want to be alone."



7 They are the highest ever.



3 Proprietor of Duffy's Tavern.




8 Resort area in southern France



4 Silver tongued orator.



9 Author of "Conquest of Mexico."



5 Opponent of the Robt. E. Lee.



10 A long one has no turning.

KANSAS CITY — ST. LOUIS

TABLE F	10	20	12	6	14
	Daily	Daily	Daily	Daily	Daily
Lv KANSAS CITY.....	11.30 Su	1.45 Su	7.01 Su	12.20 Su	4.00 Su
Lv SEDALIA.....	1.50 Mo	4.00 Su	8.38 Su	2.10 Su	5.45 Su
Lv JEFFERSON CITY.....	3.40 Mo	5.25 Su	9.45 Su	3.20 Su	7.15 Su
Ar ST. LOUIS.....	7.28 Mo	8.05 Su	12.01 Su	5.40 Su	10.05 Su

EQUIPMENT: EASTBOUND

No. 12—Colorado Eagle Streamlined Train

Sleepers:
Denver to St. Louis. 14 Roomettes, 1 D. Room, 2 Double Bedrooms [31].
Denver to St. Louis. 6 Sections. 6 Roomettes, 4 Double Bedrooms. [32].
Denver to Wichita. 8 Sec. 1 Drawing Room, 3 Double Bedrooms. [34].
Coach..... Denver to St. Louis.
Grill Coach Denver to St. Louis.
Planetarium Coach..... Denver to St. Louis.
Dining-Lng. Denver to St. Louis.

No. 606-106-6 Missouri River Eagle Streamlined Train

Reclining Seat Coaches.... Omaha to St. Louis.
Coach..... Lincoln to St. Louis.
Dining Car Omaha to St. Louis.
Mo. Pac. Parlor Car.... Omaha to St. Louis. [61].

No. 610-110-20 and 420-20 —The Sunflower

Sleepers:
Omaha to St. Louis. 10 Sec. 1 Dr. 2 Compt. [204].
Los Angeles to St. Louis. 6 Sections. 6 Roomettes, 4 Double Bedrooms. [41]. (S. P.—R. I. No. 4 to Kansas City.)
Wichita to St. Louis. 10 Roomettes, 5 Double Bedrooms. [202].
Coaches:
Omaha to Kansas City.
Union to Lincoln.
Kansas City to St. Louis.
Grill Coach.... Omaha to Kansas City.
Wichita to St. Louis.

No. 10 The Missourian

Sleepers: (Ready for occupancy 10:00 P. M.)
Kansas City to St. Louis. 10 Sec. 1 Dr. 2 Compt. [105].
Kansas City to St. Louis. 8 Section, 5 Double Bedrooms. [106].
Coaches:
Kansas City to St. Louis.

No. 14

Mo. Pac. Parlor Car.. Kansas City to St. Louis. 1 Dr. [142].
Coaches.... Kansas City to St. Louis.
Dining-Lng. Kansas City to St. Louis.

No. 16

Coach..... Hoisington to Kansas City.

No. 510

Coach..... Downs to Atchison.

SAN FRANCISCO — DENVER — KANSAS CITY — ST. LOUIS

TABLE **G**

TABLE G	16-6	12
	Daily Example	Daily Example
<i>(Via Southern Pacific)</i>		
Lv SAN FRANCISCO (P.T.).....		11.00 Su
Ar OGDEN (M.T.).....		6.25 Mo
<i>(Via Western Pacific)</i>		
Lv SAN FRANCISCO (P.T.).....		9.00 Su
Ar SALT LAKE CITY (M.T.).....		5.20 Mo
<i>(Via D. & R. G. W.)</i>		
Lv OGDEN (M.T.).....		3.50 Mo
Lv SALT LAKE CITY (M.T.).....		5.30 Mo
Lv GLENWOOD SPRINGS.....		4.10 Tu
Lv ROYAL GORGE.....		10.36 Tu
Ar PUEBLO.....		12.05 Tu
Lv DENVER.....		4.10 Tu
Lv COLO. SPRGS.(D. & R.G.W.Sta.)		5.48 Tu
Ar PUEBLO.....		6.40 Tu
Lv PUEBLO (M.T.).....		6.50 Tu
Lv HOISINGTON (C.T.).....	11.40 Tu	1.12 We
Ar GENESEO.....	12.30 We	1.51 We
Ar KANSAS CITY.....	7.40 We	6.40 We
Lv KANSAS CITY.....	12.20 We	7.01 We
Ar ST. LOUIS.....	5.40 We	12.01 We
CONNECTING TRAIN		
Lv GENESEO.....	4.00 We	4.00 We
Ar WICHITA.....	7.00 We	7.00 We

LOS ANGELES — KANSAS CITY — ST. LOUIS

TABLE **H**

TABLE H	10	20	12
	Daily	Daily	Daily
<i>(Via Rock Island)</i>			
Lv LOS ANGELES.....	11.00 Su	1.30 Su	
Lv PHOENIX.....	12.25 Mo	10.35 Su	
Lv TUCSON.....	3.10 Mo	12.55 Mo	
Ar KANSAS CITY.....	7.00 Tu	1.25 Tu	
<i>(Via Santa Fe)</i>			
Lv LOS ANGELES.....	6.15 Su		1.40 Su
Ar KANSAS CITY.....	10.10 Tu		6.15 Tu
Lv KANSAS CITY.....	11.30 Tu	1.45 Tu	7.01 Tu
Ar ST. LOUIS.....	7.28 We	8.05 Tu	12.01 Tu

LINCOLN — OMAHA — KANSAS CITY — ST. LOUIS

TABLE **I**

TABLE I	610-	606-
	110-20	106-6
Lv LINCOLN.....	3.15 Su	7.05 Su
Lv OMAHA.....	4.00 Su	8.00 Su
Ar KANSAS CITY.....	9.20 Su	11.59 Su
Ar ST. LOUIS.....	8.05 Mo	5.40 Su

WICHITA — ST. LOUIS

TABLE **J**

TABLE J	420-20
	Daily
Lv WICHITA.....	7.45 Su
Ar ST. LOUIS.....	8.05 Mo

ST. LOUIS — MEMPHIS AND ARKANSAS — TEXAS — ARIZONA — CALIFORNIA

	The Texan	THE TEXAS EAGLE	The Southerner		THE TEXAS EAGLE	The Texan	The Ozarker	The Southerner		
	25 Daily Example	1 Daily Example	7 Daily Example		2 Daily Example	26 Daily Example	4 Daily Example	8 Daily Example		
St. Louis Gateway										
Lv ST. LOUIS	2.00 Su	5.30 Su	12.45 Su	Lv LOS ANGELES (S.P.)	8.30 Sat					
Ar LITTLE ROCK	9.25 Su	12.20 Mo	10.30 Su	Lv PHOENIX (M.T.)	11.35 Su					
				Lv TUCSON	7.35 Su					
				Ar EL PASO	12.50 Mo					
Memphis Gateway										
Lv MEMPHIS		8.30 Su	8.00 Su	Lv EL PASO (T. & P.)	6.15 Mo		8.00 Su	6.15 Mo		
Ar LITTLE ROCK		11.45 Su	11.05 Su	Lv FT. WORTH (C.T.)	6.15 Mo		9.30 Su	7.20 Mo		
Lv LITTLE ROCK	9.50 Su	12.40 Mo	11.25 Su	Lv DALLAS	6.15 Mo		1.00 Mo	9.55 Mo		
Ar Texarkana	1.30 Mo	3.05 Mo	2.30 Su	Ar Longview	8.45 Mo		1.00 Mo	9.55 Mo		
Ar Texarkana via T. & P.	2.00 Mo	3.25 Mo	3.00 Su	Lv Longview	8.45 Mo		3.40 Mo	11.45 Mo		
Ar Longview	4.10 Mo	5.01 Mo	5.38 Su	Ar Texarkana	10.30 Mo		3.55 Mo	12.05 Mo		
Lv Longview	4.10 Mo	5.01 Mo	5.38 Su	Lv Texarkana (Via MoPac)	10.40 Mo	9.00 Mo	7.30 Mo	3.05 Mo		
Ar DALLAS	7.15 Mo	7.30 Mo	9.00 Su	Ar LITTLE ROCK	1.10 Tu	1.00 Tu				
Ar Ft. WORTH	8.15 Mo	8.30 Mo	10.25 Su	Memphis Gateway				2-202	26-202	8-220
Ar EL PASO (M.T.)		10.15 Mo	1.35 Mo	Lv LITTLE ROCK	2.30 Tu	2.30 Tu	▲ 9.45 Mo	3.30 Mo		
Lv EL PASO (S.P.)		11.40 Mo	3.30 Mo	Ar MEMPHIS	6.30 Tu	6.30 Tu	▲ 1.35 Mo	7.00 Mo		
Ar TUCSON		5.45 Tu	9.17 Mo	Lv LITTLE ROCK	1.30 Tu	2.00 Tu	7.55 Mo	3.20 Mo		
Ar PHOENIX		8.20 Tu	11.45 Mo	Ar ST. LOUIS	8.10 Tu	11.35 Tu	5.30 Mo	11.00 Mo		
Ar LOS ANGELES (P.T.)		4.30 Tu	7.35 Tu							

ST. LOUIS — MEMPHIS AND SAN ANTONIO — MEXICO CITY

	THE TEXAS EAGLE	SUN-SHINE SPECIAL	The Southerner		SUN-SHINE SPECIAL	THE TEXAS EAGLE	The Southerner
	21 Daily Example	31 Daily Example	7-37 Daily Example		32 Daily Example	22 Daily Example	38-8 Daily Example
St. Louis Gateway							
Lv ST. LOUIS	5.30 Su	5.35 Su	12.45 Su	Via N. R. of M.			
Ar LITTLE ROCK	12.10 Mo	1.05 Mo	10.30 Su	Lv MEXICO CITY		8.20 Sa	
Memphis Gateway							
Lv MEMPHIS	8.30 Su	8.30 Su	8.00 Su	Lv MONTERREY		3.50 Su	
Ar LITTLE ROCK	11.45 Su	11.45 Su	11.05 Su	Ar NUEVO LAREDO		8.00 Su	
Lv LITTLE ROCK	12.20 Mo	1.35 Mo	11.25 Su	Lv LAREDO		9.05 Su	
Ar Texarkana	3.00 Mo	4.50 Mo	2.30 Su	Via MoPac.			
Ar Texarkana	3.10 Mo	5.15 Mo	4.15 Su	Lv SAN ANTONIO	8.15 Mo	2.10 Su	8.15 Su
Ar Longview	4.45 Mo	7.00 Mo	6.50 Su	Lv AUSTIN	10.25 Mo	3.43 Su	10.35 Su
Ar Longview	4.50 Mo	7.15 Mo	7.10 Su	Ar Palestine	2.50 Mo	7.00 Su	4.40 Mo
Ar Palestine	6.30 Mo	9.25 Mo	9.50 Su	Lv Palestine	3.05 Mo	7.20 Su	5.30 Mo
Lv Palestine	6.45 Mo	9.40 Mo	10.30 Su	Ar Longview	5.15 Mo	9.00 Su	8.10 Mo
Ar AUSTIN	10.00 Mo	2.24 Mo	4.35 Mo	Lv Longview	5.30 Mo	9.05 Su	8.30 Mo
Ar SAN ANTONIO	11.40 Mo	4.25 Mo	7.10 Mo	Via T. & P.			
Ar LAREDO	4.20 Mo			Ar Texarkana	7.35 Mo	10.40 Su	11.30 Mo
Via N. R. of M.							
Lv NUEVO LAREDO	6.00 Mo			Lv Texarkana	7.50 Mo	10.50 Su	12.05 Mo
Ar MONTERREY	10.15 Mo			Ar LITTLE ROCK	11.15 Mo	1.20 Mo	3.05 Mo
Ar MEXICO CITY	8.00 Tu			Memphis Gateway			
				Lv LITTLE ROCK	32-202	22-202	38-220
				Ar MEMPHIS	2.30 Tu	2.30 Mo	3.30 Mo
				Ar LITTLE ROCK	6.30 Tu	6.30 Mo	7.00 Mo
				Lv LITTLE ROCK	11.59 Mo	1.40 Mo	3.20 Mo
				Ar ST. LOUIS	7.50 Tu	8.20 Mo	11.00 Mo

ST. LOUIS — MEMPHIS AND HOUSTON — GALVESTON

	THE TEXAS EAGLE	SUN-SHINE SPECIAL	The Southerner		SUN-SHINE SPECIAL	THE TEXAS EAGLE	The Southerner
	21-25 Daily Example	31 Daily Example	7-37-27 Daily Example		32 Daily Example	26-22 Daily Example	28-38-8 Daily Example
St. Louis Gateway							
Lv ST. LOUIS	5.30 Su	5.35 Su	12.45 Su	Lv GALVESTON	2.00 Mo	7.30 Su	
Ar LITTLE ROCK	12.10 Mo	1.05 Mo	10.30 Su	Lv HOUSTON	4.00 Mo	11.45 Su	
Memphis Gateway							
Lv MEMPHIS	8.30 Su	8.30 Su	8.00 Su	Ar Palestine	6.55 Mo	4.30 Mo	
Ar LITTLE ROCK	11.45 Su	11.45 Su	11.05 Su	Lv Palestine	7.20 Mo	5.30 Mo	
Lv LITTLE ROCK	12.20 Mo	1.35 Mo	11.25 Su	Ar Longview	5.15 Mo	8.10 Mo	
Ar Texarkana	3.00 Mo	4.50 Mo	2.30 Su	Lv Longview	5.30 Mo	8.30 Mo	
Ar Texarkana	3.10 Mo	5.15 Mo	4.15 Su	Via T. & P.			
Ar Longview	4.45 Mo	7.00 Mo	6.50 Su	Ar TEXARKANA	7.35 Mo	10.40 Su	11.30 Mo
Ar Longview	4.50 Mo	7.15 Mo	7.10 Su	Lv Texarkana	7.50 Mo	10.50 Mo	12.05 Mo
Ar Palestine	6.30 Mo	9.25 Mo	9.50 Su	Via Mo. Pac.			
Lv Palestine	6.50 Mo		11.59 Su	Ar LITTLE ROCK	11.15 Mo	1.20 Tu	3.05 Mo
Ar HOUSTON	10.00 Mo		5.45 Mo	Memphis Gateway			
Ar GALVESTON	12.01 Mo			Lv LITTLE ROCK	32-202	22-202	38-220
				Ar MEMPHIS	2.30 Tu	2.30 Tu	3.30 Mo
				Lv LITTLE ROCK	6.30 Tu	6.30 Tu	7.00 Mo
				Lv LITTLE ROCK	11.59 Mo	1.40 Tu	3.20 Mo
				Ar ST. LOUIS	7.50 Tu	8.20 Tu	11.00 Mo

▲—Via bus—Rail tickets honored.

TABLE N CHICAGO — ST. LOUIS — HOT SPRINGS

	3	31-831	7-219
Lv CHICAGO (GM&O)			4.50 Sat
Lv ST. LOUIS	7.22 Su	5.35 Su	12.45 Su
Ar LITTLE ROCK	5.45 Su	1.05 Mo	10.30 Su
Lv LITTLE ROCK	▲ 8.00 Su	2.30 Mo	11.20 Su
Ar HOT SPRINGS	▲ 9.50 Su	4.00 Mo	12.45 Su
Memphis Gateway			
	220-8	832-32	4
Lv HOT SPRINGS	1.45 Su	8.00 Su	▲ 5.00 Su
Ar LITTLE ROCK	3.00 Su	9.45 Su	▲ 7.00 Su
Lv LITTLE ROCK	3.20 Su	11.59 Su	7.55 Su
Ar ST. LOUIS	11.00 Su	7.50 Mo	5.30 Su
Ar CHICAGO (GM&O)	7.00 Mo		

TABLE P MEMPHIS — HOT SPRINGS

	219	201
Lv MEMPHIS	8.00 Su	8.30 Su
Ar LITTLE ROCK	11.05 Su	11.45 Su
Lv LITTLE ROCK	11.20 Su	2.30 Mo
Ar BENTON	11.44 Su	2.55 Mo
Ar HOT SPRINGS	12.45 Su	4.00 Mo
Memphis Gateway		
	220	832-202
Lv HOT SPRINGS	1.45 Su	8.00 Su
Lv BENTON	2.31 Su	9.00 Su
Ar LITTLE ROCK	3.00 Su	9.45 Su
Lv LITTLE ROCK	3.30 Su	2.30 Mo
Ar MEMPHIS	7.00 Su	6.30 Mo

TABLE Q ST. LOUIS — MEMPHIS AND SHREVEPORT

	31-201
Lv ST. LOUIS	5.35 Su
Lv MEMPHIS	8.30 Su
Ar SHREVEPORT	7.30 Su
Memphis Gateway	
	202-32
Lv SHREVEPORT	5.10 Su
Ar MEMPHIS	6.30 Mo
Ar ST. LOUIS	7.50 Mo

TABLE R ST. LOUIS — MEMPHIS AND EL DORADO

	31-201-821	7-219
Lv ST. LOUIS	5.35 Su	12.45 Su
Lv MEMPHIS	8.30 Su	8.00 Su
Ar EL DORADO	8.20 Mo	▲ 4.15 Su
Memphis Gateway		
	822-	8-220
	202-32	
Lv EL DORADO	6.30 Su	9.00 Su
Ar MEMPHIS	6.30 Mo	7.00 Su
Ar ST. LOUIS	7.50 Mo	11.00 Su

EQUIPMENT — SOUTHWEST

All Regular Cars Air Conditioned

SOUTHBOUND

The Texas Eagle Train No. 1 (Streamlined Train)

Sleepers—
St. Louis to Ft. Worth (14 Rmte. 1 Dr. 2 DBR) [19]
New York to El Paso (Via P.R.R.) (14 Rmte. 4 DBR) [MP-2].
Washington to Ft. Worth (Via B.&O.) (14 Rmte. 4 DBR) [MP-30].
Memphis to Ft. Worth (14 Rmte. 4 DBR) [18] (No. 201 to Little Rock).
Dallas to Los Angeles (Roomette-Bedroom) [14]
Lounge Car—
St. Louis to Ft. Worth (5 Bedroom) [17].
Dining Car—
St. Louis to Ft. Worth.
Coaches—(Reclining Seats)
St. Louis to El Paso (Divided)
St. Louis to El Paso.
Memphis to Ft. Worth (Divided) (No. 201 to Little Rock)

The Texas Eagle Train No. 21 (Streamlined Train)

Sleepers—
St. Louis to Galveston (14 Rmte. 1 Dr. 2 DBR) [212].
Memphis to Houston (14 Rmte. 4 DBR) [217] (No. 201 to Little Rock)
Washington to Houston (Via P.R.R.) (10 Rmte. 6 DBR) [MP-5]
New York to Houston (Via P.R.R.) (10 Rmte. 6 DBR) [MP-4].
New York to San Antonio (Via P.R.R.) (10 Rmte. 6 DBR) [MP-3]
St. Louis to San Antonio (14 Rmte. 4 DBR) [216]
St. Louis to San Antonio (14 Rmte. 4 DBR) [215].
Dining Lounge Car—
St. Louis to Houston.
St. Louis to San Antonio.
Coaches—(Reclining Seats)
St. Louis to Houston (Divided).
St. Louis to Houston-Corpus Christi.
St. Louis to San Antonio (Divided).
St. Louis to San Antonio.
Houston to Galveston (Divided).
No Checked Baggage or Remains Will Be Handled On This Train.

Aztec Eagle Train No. 21

Sleepers—
San Antonio to Mexico City (10-1-2) [314].
San Antonio to Mexico City (8 Sec. 5 DBR) [316].
Dining-Lounge (Mo. Pac. Car)
San Antonio to Mexico City.
Coaches—(Reclining Seats)
San Antonio to Mexico City (Reserved Seats);
San Antonio to Laredo.

Train No. 201

Sleepers—
Memphis to Ft. Worth (14 Rmte. 4 DBR) [18]. (No. 1 from Little Rock).
Memphis to Houston (14 Rmte 4 DBR) [217].
(No. 21 from Little Rock).
Coaches—(Reclining Seats)
Memphis to Little Rock.
Memphis to Ft. Worth (Divided) (No. 1 from Little Rock).

The Sunshine Special Train No. 31

Sleepers—
St. Louis to Hot Springs (14 Rmte. 4 DBR) [311] (No. 831 from Little Rock). (Open at Hot Springs until 8:00 AM).
St. Louis to Lake Charles (8 Sec. 5 DBR) [312] (No. 131 from Little Rock).
St. Louis to El Dorado (8-1-2) [315] (No. 821 from Gurdon).
St. Louis to Shreveport (14 Rmte. 4 DBR) [314] (L.&A 3 from Hope).
St. Louis to San Antonio (12-1) [317].
St. Louis to San Antonio (14 Sec.) [M-32].
Dining-Lounge Car—
St. Louis to Poplar Bluff.
Cafe-Parlor Car—
Texarkana to San Antonio.
Coaches—(Reclining Seats)
St. Louis to San Antonio (Divided).
St. Louis to Hot Springs.

The Ozarker No. 3

Mo. Pac. Cafe—Parlor-Coach—
St. Louis to Little Rock. [35].
Coach—St. Louis to Little Rock.

The Southerner No. 7

Sleepers—Ready 9:30 PM
St. Louis to San Antonio. (10-1-2) [75].
Chicago to Hot Springs (10 Rmte. 6 DBR) [71] (G. M. & O. 3 to St. Louis).
Texarkana-El Paso (12-1) [73].
Coaches—
St. Louis to San Antonio.
St. Louis-Ft. Worth (Divided).
Ft. Worth-El Paso.
Palestine to Houston.
Dining-Lounge—
St. Louis to Longview.
Marshall to El Paso.

No. 219

Mo. Pac. Parlor Car—(Dr.)
Memphis to Hot Springs. [2191].
Coaches—
Memphis to Hot Springs (Divided).
Memphis to Hot Springs (Grill-Lounge).

The Texan No. 25

Sleepers—
Little Rock to Fort Worth (10-1-2) [254].
Coaches—
St. Louis to Ft. Worth (Divided).
St. Louis to Little Rock (Cafe).

No. 17

Coach—
Little Rock to Texarkana (Divided).

NORTHBOUND

The Texas Eagle Train No. 2 (Streamlined Train)

Sleepers—
Ft. Worth to St. Louis (14 Rmte. 1 Dr. 2 DBR) [23].
Ft. Worth to Washington (Via B&O) (14 Rmte. 4 DBR) [BO-32].
El Paso to New York (Via P.R.R.) (14 Rmte. 4 DBR) [PR-9].
Ft. Worth to Memphis (14 Rmte. 4 DBR) [266] (No. 202 from Little Rock).
Lounge Car—
Ft. Worth to St. Louis (5 Bedroom) [29].
Dining Car—
Ft. Worth to St. Louis.
Coaches—(Reclining Seats)
El Paso to St. Louis (Divided).
El Paso to St. Louis.
Ft. Worth to Memphis (Divided) (No. 202 from Little Rock).

The Texas Eagle Train No. 22 (Streamlined Train)

Sleepers—
Galveston to St. Louis (14 Rmte. 1 Dr. 2 DBR) [267].
Houston to Memphis (14 Rmte. 4 DBR) [265] (No. 202 from Little Rock).
Houston to Washington (Via P.R.R.) (10 Rmte. 6 DBR) [PR-11].
Houston to New York (Via P.R.R.) (10 Rmte. 6 DBR) [PR-12].
San Antonio to New York (Via P.R.R.) (10 Rmte. 6 DBR) [PR-15].
San Antonio to St. Louis (14 Rmte. 4 DBR) [228].
San Antonio to St. Louis (14 Rmte. 4 DBR) [227].
Dining-Lounge Car—
Houston to St. Louis.
San Antonio to St. Louis.
Coaches—(Reclining Seats)
Galveston to Houston (Divided).
Houston to St. Louis (Divided).
Corpus Christi-Houston to St. Louis.
San Antonio to St. Louis (Divided).
San Antonio to St. Louis.
No Checked Baggage or Remains Will Be Handled On This Train.

Aztec Eagle Train No. 22

Sleepers—
Mexico City to San Antonio (10-1-2) [326].
Mexico City to San Antonio (8 Sec. 5 DBR) [321].
Dining-Lounge (Mo. Pac. Car)
Mexico City to San Antonio.
Coaches—(Reclining Seats)
Mexico City to San Antonio (Reserved Seats).
Laredo to San Antonio.

Train No. 202

Sleepers—
(Open at Memphis until 7:30 A. M.)
Ft. Worth to Memphis (14 Rmte. 4 DBR) [266]. (No. 2 to Little Rock).
Houston to Memphis (14 Rmte. 4 DBR) [265] (Train 22 to Little Rock).
Coaches—(Reclining Seats)
Ft. Worth to Memphis (Divided) (No. 2 to Little Rock).
Little Rock to Memphis.

The Sunshine Special Train No. 32

Sleepers—
San Antonio to St. Louis (12-1) [320].
San Antonio to St. Louis (14 Sec.) [M-100].
Shreveport to St. Louis (14 Rmte. 4 DBR) [323] (KCS 16 to Texarkana).
El Dorado to St. Louis (8-1-2) [324] (No. 822 to Gurdon).
Lake Charles to St. Louis (8 Sec. 5 DBR.) [1021] (No. 132 to Little Rock).
Hot Springs to St. Louis (14 Rmte. 4 DBR) [325] (No. 832 to Little Rock).
Little Rock to St. Louis (10-1-2) [327]. (Ready for occupancy 10:00 PM)
Dining-Lounge Car—
Poplar Bluff to St. Louis.
Cafe-Parlor Car—
San Antonio to Texarkana.
Coaches—(Reclining Seats)
San Antonio to St. Louis (Divided)
Hot Springs to St. Louis.

The Ozarker No. 4

Mo. Pac. Cafe—Parlor-Coach—
Little Rock to St. Louis. [45].
Sleeper—
Ft. Worth to Little Rock. (10-1-2) [41].
Coaches—
Ft. Worth to St. Louis (Divided).
Texarkana to St. Louis.

The Southerner No. 8

Sleepers—
Ft. Worth to Texarkana (12-1) [82].
San Antonio-Little Rock (10-1-2) [382].
Hot Springs to Chicago (10 Rmte 6 DBR) [83]. (To Little Rock No. 220, from St. Louis GM&O No. 8).
Coaches—
San Antonio to St. Louis (Divided).
Houston to Palestine.
El Paso to St. Louis (Divided).
Dining Lounge—
Longview to St. Louis.
Ft. Worth to Marshall.

No. 220

Mo. Pac. Parlor Car (Dr)—
Hot Springs to Memphis. [2201].
Sleepers—
Hot Springs to Chicago (10 Rmte. 6 DBR) [83]. (Train 8 from Little Rock).
Coaches—
Hot Springs to Memphis (Divided).
Hot Springs to Memphis (Grill-Lounge).

The Texan No. 26

Coaches—
Texarkana to St. Louis. (Divided).
Little Rock to St. Louis (Cafe).

Designating Number of Sleeping or Parlor Cars indicated in brackets [].
Capacity of sleepers shown in parenthesis—(12-1)—12 Section 1 drawing room—(10-1-2) 10 Section 1 drawing room 2 compartment—(14 Rmte. 4 DBR) 14 Roomette
4 Double Bedroom—(8 Sec. 5 DBR)—8 Section 5 double bedroom. (14 Rmte. 1 Dr. 2 DBR) 14 Roomette 1 Drawing Room 2 Double Bedroom.

TABLE S KANSAS CITY — LITTLE ROCK — HOT SPRINGS

	15-117		220- 124-16
Lv KANSAS CITY.....	8.30 Su	Lv HOT SPRINGS.....	1.45 Mo
Lv COFFEYVILLE.....	2.35 Mo	Ar LITTLE ROCK.....	3.00 Mo
Lv FT. SMITH.....	7.20 Mo		
Ar LITTLE ROCK.....	11.59 Mo	Lv LITTLE ROCK.....	4.00 Mo
		Lv FT. SMITH.....	8.55 Mo
Lv LITTLE ROCK.....	▲12.05 Mo	Lv COFFEYVILLE.....	1.40 Tu
Ar HOT SPRINGS.....	▲3.20 Mo	Ar KANSAS CITY.....	7.40 Tu

No. 117
The Rainbow Special
Sleeper—
Kansas City to Little Rock (10 Sec. 1 Dr. 2 Compt.) [1171]
Coach—Kansas City to Little Rock.
Grill Coach—Coffeyville to Little Rock.

No. 124
The Rainbow Special
Sleeper—
Little Rock to Kansas City. (10 Sec. 1 Dr. 2 Compt.) [1241]
Coach—Little Rock to Kansas City.
Grill Coach—Little Rock to Coffeyville.

TABLE T ST. LOUIS — MEMPHIS — NEW ORLEANS — LAKE CHARLES

	3-335- 103	31-201- 131		132- 202-32	116- 334-8
Lv ST. LOUIS.....	7.22 Su	5.35 Su	Lv LAKE CHARLES.....	1.05 Su	
Lv MEMPHIS.....	4.00 Su	8.30 Su	Lv NEW ORLEANS.....	8.35 Su	7.50 Su
Lv LITTLE ROCK.....	6.00 Su	1.30 Mo	Lv ALEXANDRIA.....	4.15 Su	1.25 Mo
Ar MONROE.....	11.25 Su	6.35 Mo	Lv MONROE.....	6.45 Mo	3.55 Mo
Ar ALEXANDRIA.....	1.40 Mo	8.55 Mo	Ar LITTLE ROCK.....	11.35 Mo	9.10 Mo
Ar NEW ORLEANS.....	7.00 Mo	7.15 Mo	Ar MEMPHIS.....	6.30 Mo	11.30 Mo
Ar LAKE CHARLES.....		12.15 Mo	Ar ST. LOUIS.....	7.50 Mo	11.00 Mo

No. 131
Louisiana Sunshine Special
Sleeper—
St. Louis to Lake Charles (8 Sec. 5 Double Bedroom) [312] (No. 31 to Little Rock.)
Coach—Little Rock to Lake Charles.
Grill—Coach—Little Rock to Alexandria.

No. 103
Sleepers—
Little Rock to New Orleans (10 Sec. 1 Dr. 2 Compt.) [1031]
Monroe to New Orleans (10 Sec. 1 Dr. 2 Compt.) [1032] (Ready for occupancy 9:30 P.M.)
Grill—Coach—
Little Rock to Monroe.
Coach—Little Rock to New Orleans.

No. 132
Louisiana Sunshine Special
Sleeper—
Lake Charles to St. Louis (8 Sec. 5 Double Bedroom) [1021] (No. 32 from Little Rock.)
Coach—Lake Charles to Little Rock.
Grill—Coach—Alexandria to Little Rock.

No. 116—The Southerner
Sleepers—
New Orleans—Little Rock (10 Sec. 1 Dr. 2 Compt.) [1161]
New Orleans—Monroe. (10 Sec. 1 Dr. 2 Compt.) [1162]. (May be occupied until 8:00 A. M.)
Coach—New Orleans—Little Rock.
Grill Coach
Monroe to Little Rock.

TABLE U KANSAS CITY — LITTLE ROCK — MEMPHIS

	210-221- 222 Daily		231-232- 211 Daily
Lv KANSAS CITY.....	11.50	Lv MEMPHIS.....	12.30
Ar BRANSON.....	7.49	Lv LITTLE ROCK.....	2.00
Ar HOLLISTER.....	7.52	Lv HOLLISTER.....	10.42
Ar LITTLE ROCK.....	5.45	Lv BRANSON.....	10.50
Ar MEMPHIS.....	5.00	Ar KANSAS CITY.....	6.15

Grill—Coach—Between Kansas City and Memphis.

▲Via Missouri Pacific Bus Lines—rail tickets honored—remains cannot be handled.

For Swift, Sure
L.C.L. Freight
Delivery

Eagle
MERCHANDISE
SERVICE

MISSOURI
PACIFIC
LINES

WEST-SOUTH
SOUTHWEST

A TIP TO TRAVELERS...

As a protection against loss be sure every piece of your baggage, whether carried or checked, is properly identified with a card or tag showing your name and complete address.

Is Our National

Transportation Policy

Out of Balance?

Strong evidence that it may be found in the progress report of the United States Senate subcommittee on Domestic Land and Water Transportation which, since April, 1949, has been engaged in a broad general study to ascertain the extent to which the objectives of the national transportation policy have been achieved. Here are some highlights from the report recently made public at the request of Senator John W. Bricker of Ohio:

"The development and preservation of a strong, healthy, well-balanced transportation system should be and is the aim of our national transportation policy. That aim has not failed of attainment because of any major defect in the expressed policy but has failed to be reached because actions of Congress and of the Interstate Commerce Commission have been taken in disregard of essential elements of the national transportation policy."

☆ ☆ ☆

"Railroads constitute the backbone of our national transportation system. They carry freight which cannot be moved by any other carrier or combination of carriers. The nation's economy is built around rail transportation—the financial distress of this vital segment of the transportation industry in a period of relative prosperity represents the most serious threat to the preservation of the American transportation system as we know it today."

☆ ☆ ☆

"Railroads are engaged in a highly competitive field and, in fact, Congress has declared its intention of nourishing that competition. On the other hand the competitive position of the railroads has been worsened by unfair regulation and discrimination, as well as by protection of its competitors. A revision of the federal regulatory program is essential to healthy railroads and, therefore, to a healthy national transportation system."

TABLE **V** NEW ORLEANS, BATON ROUGE, BEAUMONT, HOUSTON CALIFORNIA

	3 Daily	9 Daily	SF 24-65	
Lv NEW ORLEANS...	8.35 Su	10.10 Su		Lv SAN FRANCISCO...
Lv BATON ROUGE...	10.45 Su	12.20 Mo	7.45 Fr	Lv LOS ANGELES...
Ar BEAUMONT.....	3.50 Su	5.30 Mo	1.40 Fr	Lv GRAND CANYON...
Ar HOUSTON.....	6.10 Su	7.50 Mo	8.00 Fr	Ar HOUSTON.....
			8.15 Su	
	SF 66-23		4 Daily	10 Daily
Lv HOUSTON.....	6.45 Su		9.05 Su	9.35 Su
Ar GRAND CANYON	7.00 Tu		11.25 Su	11.45 Su
Ar SAN FRANCISCO	5.25 Tu		5.00 Su	4.55 Mo
Ar LOS ANGELES...	10.40 Tu		7.15 Su	7.05 Mo

Nos. 3 and 4—The Orleanean

Sleeper..... Between New Orleans and Oakland
6 Sec. 6 Rmte 4 DBR [237-247]

Cafe-Lounge..... Between New Orleans and Houston.

DeLuxe Chair Cars and Coaches..... Between New Orleans and Houston.

Nos. 9 and 10—The Houstonian

Sleeper, 8-Sec. 5 Double BedRoom..... Between New Orleans and Houston [95-105].

DeLuxe Chair Cars and Coaches..... Between New Orleans and Houston.

Trains 17-18

Coaches..... Between Houston and Valley Junction.

TABLE **W** ST. LOUIS AND MEMPHIS TO THE RIO GRANDE VALLEY

(VIA HOUSTON)	21-201-25-11 Daily	15-215 Daily	(VIA HOUSTON)	16-216 Daily	12-26-202-22 Daily
Lv ST. LOUIS.....	5.30 Su		Lv MISSION.....	6.30 Su	▲6.00 Su
Lv MEMPHIS.....	8.30 Su		Lv BROWNSVILLE...	8.15 Su	6.45 Su
Ar HOUSTON.....	10.00 Mo		Lv HARLINGEN.....	9.15 Su	7.30 Su
Lv HOUSTON.....	10.45 Mo	9.20 Mo	Lv CORPUS CHRISTI...	11.45 Su	9.50 Su
Ar CORPUS CHRISTI...	4.25 Mo	4.35 Tu	Ar HOUSTON.....	7.30 Mo	3.15 Su
Ar HARLINGEN.....	6.50 Mo	6.45 Tu	Lv HOUSTON.....		4.00 Su
Ar BROWNSVILLE...	7.40 Mo	8.00 Tu	Ar MEMPHIS.....		6.30 Mo
Ar MISSION.....	▲8.20 Mo	8.55 Tu	Ar ST. LOUIS.....		8.20 Mo

Nos. 15 and 16—The Pioneer

Sleepers Between Houston and Brownsville (10 Sec. 1 Dr. 2 Compt.) [150-160].
Between Houston and Corpus Christi (10 Sec. 1 Dr. 2 Compt.) [155-216].
(At Corpus Christi sleeper is ready for occupancy at 9:30 PM—may be occupied until 8:00 AM).

Chair Car & Between Houston and Corpus Christi.

Coaches..... Between Houston and Brownsville.

Nos. 11 and 12—The Valley Eagle

Coaches..... Between Houston and Brownsville. (Grill)
Between St. Louis-Houston and Corpus Christi.
Between San Antonio and Brownsville.

(VIA SAN ANTONIO)	21-201-205 Daily	31-201-215 Daily	(VIA SAN ANTONIO)	216-202-32 Daily	206-22-202 Daily
Lv ST. LOUIS.....	5.30 Su	5.35 Su	Lv MISSION.....	6.30 Su	▲6.00 Mo
Lv MEMPHIS.....	8.30 Su	8.30 Su	Lv BROWNSVILLE...	8.15 Su	6.45 Mo
Ar SAN ANTONIO...	11.40 Mo	3.55 Mo	Lv HARLINGEN.....	9.15 Su	7.30 Mo
Lv SAN ANTONIO...	11.55 Mo	10.40 Mo	Lv CORPUS CHRISTI...	11.45 Su	9.50 Mo
Ar CORPUS CHRISTI...	4.25 Mo	4.35 Tu	Ar SAN ANTONIO...	6.45 Mo	1.55 Mo
Ar HARLINGEN.....	6.50 Mo	6.45 Tu	Lv SAN ANTONIO...	8.15 Mo	2.10 Mo
Ar BROWNSVILLE...	7.40 Mo	8.00 Tu	Ar MEMPHIS.....	6.30 Tu	6.30 Tu
Ar MISSION.....	▲8.20 Mo	8.55 Tu	Ar ST. LOUIS.....	7.50 Tu	8.20 Tu

Nos. 215-15 and 16-216

Sleepers..... Between San Antonio and Mission (12 Sec. 1 Dr.) [2150-1160].

Coach..... Between San Antonio and Mission via Odem.

Chair Car..... Between San Antonio and Corpus Christi.

Nos. 205 and 206

DeLuxe Chair Cars and Coaches..... Between San Antonio and Corpus Christi.
Between San Antonio and Brownsville.

▲Via Missouri Pacific Bus Lines—rail tickets honored—remains cannot be handled.


ST. LOUIS — KANSAS CITY — OMAHA — LINCOLN

Miles	TABLE 1 9-23-51	5-105-605 Daily	15 Daily	11 Daily	19-119- 609 Daily	9 Daily	35 Daily Ex. Sat. Su. & Holidays
0	Lv ST. LOUIS	8.50	1.50	4.00	5.00	11.50	5.25
3	Lv Tower Grove	8.58	2.00	4.07	5.10	11.58	5.33
7	Lv Maplewood						5.41
10	Lv Webster Groves				5.22		5.52
13	Lv Kirkwood	9.10	2.12	4.20	5.30	12.19	6.05
18	Lv Valley Park						6.17
23	Lv Jedbun						6.32
27	Lv Eureka						6.38
30	Lv Allenton						6.50
34	Lv Pacific						
39	Lv Gray Summit						
51	Lv Washington	9.47	2.50		6.15	1.07	
64	Lv New Haven				6.35	★ 1.20	
71	Lv Berger				6.47		
77	Lv Hermann				7.00	★ 1.38	
85	Lv Gasconade		3.26				
89	Lv Morrison				7.17		
97	Lv Chamois				7.27		
102	Lv St. Aubert				7.42		
109	Lv Bonnot's Mill						
114	Lv Osage		★ 3.55				
122	Lv Jefferson City	10.58	4.05	6.00	8.05	2.28	
122	Lv Jefferson City	11.00	4.10	6.05	8.15	2.40	
137	Lv Centertown						
147	Lv California	★ 11.28	4.40		8.50	★ 3.16	
153	Lv Clarksburg						
159	Lv Tipton		4.54			★ 3.30	
164	Lv Syracuse						
172	Lv Otterville						
185	Lv Sedalia	12.15	5.45	7.10	9.45	4.30	
192	Lv Dresden						
197	Lv Lamonte						
204	Lv Knobnoster				★ 10.08		
208	Lv Montserrat						
215	Lv Warrensburg	12.43	6.17	★ 7.37	10.20	5.07	
221	Lv Centerville						
229	Lv Holden		6.34				
239	Lv Strasburg						211 Daily
246	Lv Pleasant Hill	★ 1.17	★ 6.52		11.10	6.01	4.50
246	Lv Pleasant Hill	★ 1.17	★ 6.52		11.10	6.01	4.57
251	Lv Greenwood						5.10
256	Lv Lee's Summit	★ 1.30				★ 6.17	5.35
270	Lv Independence	★ 1.45	★ 7.15	★ 8.30	11.35	6.45	6.15
279	Lv KANSAS CITY	2.10	7.45	9.00	12.15	7.20	
279	Lv KANSAS CITY	105			119	Bus	
282	Lv Kansas City Kan.	★ 2.30			12.40	8.45	
296	Lv Wolcott					9.10	
307	Lv Leavenworth	3.00			1.35	10.05	
309	Lv Fort Leavenworth	3.05			1.42	10.15	
317	Lv Oak Mills						
328	Lv Atchison	3.25			2.20	10.55	
335	Lv Shannon				f 2.35		
338	Lv Lancaster				f 2.42		
344	Lv Huron				f 2.51		
349	Lv Everest				f 3.01		
355	Lv Willis				f 3.12		
359	Lv Baker	EAGLE			f 3.17		
367	Lv Hiawatha	4.06			3.45		
372	Lv Padonia				f 3.55		
376	Lv Reserve, Kan.				f 4.02		
382	Lv Falls City, Neb.	4.22			4.18		
392	Lv Verdun				4.35		
398	Lv Stella				4.45		
405	Lv Howe				f 4.55		
411	Lv Auburn	4.50			5.15		
420	Lv Julian				5.30		
426	Lv Paul				f 5.40		
433	Lv Nebraska City	5.20			6.00		
444	Lv Union	5.35			6.30		
444	Lv Union	5.35			6.30		
452	Lv Murray				f 6.41		
459	Lv Plattsmouth	★ 5.52			6.50		
468	Lv Fort Crook	★ 6.03			f 7.08		
478	Lv OMAHA (Un. Sta.)	6.40			7.45		
444	Lv Union	605			609		
448	Lv Nehawka	f 5.50			8.55		
457	Lv Weeping Water	f 6.11			9.05		
464	Lv Wabash	f 6.21			9.20		
468	Lv Elmwood	f 6.28			f 9.33		
476	Lv Eagle	f 6.38			9.40		
483	Lv Walton				9.53		
492	Lv LINCOLN	7.20			f 10.05		
					10.30		

★—Stops to receive or discharge revenue passengers.
 ■—Stops to receive revenue passengers.

f—Stops on signal.

FAVORED ROUTE



Between ST. LOUIS and KANSAS CITY


Only Missouri Pacific offers you a choice of five trains westbound and five eastbound every day between St. Louis and Kansas City. You can choose too from a wide variety of modern travel accommodations—modern reclining seat coaches; de luxe parlor-lounge cars; Pullman berths, roomettes, bedrooms, compartments and drawing rooms.

For complete schedules see Tables 1 and 2. Accommodations listed in detail on Pages 5 and 8.



ROUTE OF THE EAGLES

A Great Combination-
COLORADO and...



THE COLORADO EAGLE

COLORADO CALLS... with all its majestic beauty and glorious outdoor recreation... to make yours the vacation of a thousand wonders this summer. Combine your visit to this scenic mountain playground with a ride on the swift, luxurious COLORADO EAGLE, finest, fastest, through service from St. Louis to the Rockies. Through sleeping cars daily between St. Louis, Kansas City, Wichita and Pueblo, Colorado Springs, Denver. Through planetarium-dome coaches, for extra sight-seeing thrills, between St. Louis and Denver. For complete Colorado vacation travel information consult any Missouri Pacific representative or write...

R. J. McDERMOTT
 General Passenger Traffic Manager
 1601 Missouri Pacific Bldg.,
 St. Louis 3, Mo.

LINCOLN — OMAHA — KANSAS CITY — ST. LOUIS

Miles	TABLE 9-23-51	2	606- 106-6 Daily	12 Daily	14 Daily	10 Daily	610- 110-20 Daily	
0	Lv LINCOLN		7 05				3 15	
9	Lv Walton		f 7 23				3 33	
16	Lv Eagle		f 7 33				3 42	
24	Lv Elmwood		7 46				3 55	
28	Lv Wabash		f 7 53				f 4 02	
35	Lv Weeping Water		8 03				4 13	
44	Lv Nehawka		8 16				4 26	
48	Ar Union		8 40				4 50	
			106				110	
0	Lv OMAHA (Un. Sta.)		8 00				4 00	
10	Lv Fort Crook		★8 18				★4 20	
19	Lv Plattsmouth		★8 28				4 32	
26	Lv Murray							
34	Ar Union		8 45				4 55	
48	Lv Union		8 45				4 55	
59	Lv Nebraska City		8 59				5 09	
66	Lv Paul							
72	Lv Julian							
81	Lv Auburn		9 25				5 47	
87	Lv Howe							
94	Lv Stella							
100	Lv Verdon							
110	Lv Falls City, Neb.		9 56				6 30	
116	Lv Reserve, Kan.							
120	Lv Padonia							
125	Lv Hiawatha		10 12				6 52	
133	Lv Baker							
137	Lv Willis							
143	Lv Everest							
148	Lv Huron							
154	Lv Lancaster							
157	Lv Shannon							
164	Lv Atchison							
175	Lv Oak Mills						7 50	
183	Lv Fort Leavenworth		11 14				8 10	
185	Lv Leavenworth		11 19				8 20	6 30
196	Lv Wolcott							
210	Lv Kansas City, Kan.		★11 51				★9 05	7 25
213	Ar KANSAS CITY		11 59				9 20	7 45
			6	12	14	10	20	210
213	Lv KANSAS CITY		12 20	7 01	4 00	11 30	1 45	11 50
222	Lv Independence		★12 36	★7 16	★4 18	11 50	★2 05	12 16
236	Lv Lee's Summit		★12 51			12 07		12 36
241	Lv Greenwood							12 43
246	Ar Pleasant Hill		★1 02		★4 45	12 20	2 45	1 00
253	Lv Strasburg		★1 02		★4 45	12 20	2 45	
263	Lv Holden							
271	Lv Centerville					12 42		
277	Lv Warrensburg		1 36	★8 08	5 15	1 05	★3 24	
284	Lv Montserrat							
288	Lv Knobnoster							
295	Lv Lamonte							
300	Lv Dresden							
307	Lv Sedalia		2 10	8 38	5 45	1 50	4 00	
320	Lv Otterville							
328	Lv Syracuse							
333	Lv Tipton					2 25		
339	Lv Clarksburg							
345	Lv California		★2 49	★9 16		2 45	★4 42	
355	Lv Centertown							
370	Ar Jefferson City		3 15	9 41	7 10	3 30	5 15	
370	Lv Jefferson City		3 20	9 45	7 15	3 40	5 25	
378	Lv Osage					f 3 52		
383	Lv Bonnot's Mill					4 00		
390	Lv St. Aubert						4 20	
395	Lv Chamois						4 35	
403	Lv Morrison						4 42	
407	Lv Gasconade						4 42	
415	Lv Hermann					8 07	4 55	
421	Lv Berger						5 06	
428	Lv New Haven					8 25	5 25	
441	Lv Washington		4 28			8 40	5 50	6 50
453	Lv Gray Summit							
458	Lv Pacific							
462	Lv Allenton							
465	Lv Eureka							
469	Lv Jedburg							
474	Lv Valley Park							
479	Lv Kirkwood		●5 10	●11 31	●9 35	6 45	7 30	7 15
482	Ar Webster Groves					6 50		7 24
485	Ar Maplewood					7 00	●7 39	7 33
489	Ar Tower Grove		5 23	11 44	9 47	7 11	7 45	7 39
492	Ar ST. LOUIS		5 40	12 01	10 05	7 28	8 05	7 57

★—Stops to receive or discharge revenue passengers.
 ●—Stops to discharge revenue passengers.

f—Stops on signal.

ST. LOUIS — KANSAS CITY — COLORADO — UTAH — CALIFORNIA

Miles	TABLE 3 5-13-51	15 Daily	11 Daily	Bus Daily
0	Lv ST. LOUIS	1.50	4.00	
3	Lv Tower Grove	2.00	4.07	
10	Lv Webster Groves			
13	Lv Kirkwood	2.12	4.20	
10	Lv Washington	2.50		
51	Lv Jefferson City	4.10	6.05	
122	Lv California	4.40		
147	Lv Sedalia	5.45	7.10	
185	Lv Warrensburg	6.17	7.57	
215	Lv Pleasant Hill	6.52		
246	Lv Independence	7.15	8.30	
270	Lv KANSAS CITY	7.45	9.00	
279	Lv KANSAS CITY	8.30	9.10	8.05
331	Lv Paola (M. P. Sta.)	9.55		9.50
331	Lv Paola (Fisco. Sta.)		10.00	
338	Ar Osawatomie	10.25	10.13	
338	Lv Ottawa	10.25	10.13	
359	Lv Osage City	10.53	10.38	
391	Lv Allen	11.41		10.35
411	Lv Council Grove	12.06		11.40
429	Lv Wilsey	12.47	11.48	12.20
441	Lv Herington	12.31		11.10
456	Lv Hope	1.03	12.14	1.50
464	Lv Carlton	1.38		2.05
476	Lv Gypsum	1.42		2.40
483	Ar Gypsum	1.42		2.40
483	Lv SALINA	2.20		3.10
500	Lv SALINA	2.20		3.10
509	Lv Smolan	2.35		12.15
516	Lv Falun	2.45		
525	Ar Marquette	3.00		
483	Lv Gypsum	1.42		2.40
501	Lv Lindsborg		12.57	12.45
510	Ar Marquette			1.05
510	Lv Marquette	3.00		1.05
518	Lv Langley		1.32	1.50
529	Ar Geneseo	3.45	1.32	1.50
529	Lv Geneseo	3.45		1.50
542	Lv Bushton	4.12		2.25
550	Lv Claffin	4.25		2.37
563	Ar Hoisington (CT)	4.45	2.07	2.55
563	Lv Hoisington (MT)		1.15	2.05
595	Lv La Crosse		1.46	3.00
610	Lv McCracken			3.30
621	Lv Brownell			3.50
632	Lv Ransom			4.07
645	Lv Utica			4.35
660	Lv Shields			5.05
668	Lv Healy			5.20
687	Ar Scott City		3.09	6.00
687	Lv Scott City		3.09	6.05
712	Lv Leoti			6.40
734	Lv Tribune			7.10
736	Lv Horace, Kan.		4.07	7.32
751	Lv Towner, Colo.			7.54
763	Lv Sheridan Lake			8.11
771	Lv Brandon			8.22
777	Lv Chivington			8.31
791	Lv Eads		4.56	8.55
811	Lv Haswell			9.20
826	Lv Arlington			9.40
846	Lv Sugar City	5.45		10.05
851	Lv Ordway	5.53		10.15
857	Lv Crowley			10.28
862	Lv Olney Springs			10.37
881	Lv Boone			11.09
902	Ar PUEBLO	7.00		12.01
902	Lv PUEBLO	7.10		
946	Ar Colorado Springs (A.T. & S.F. Sta.)	8.01		
1021	Ar DENVER	9.40		
902	Lv PUEBLO	12.10		
947	Ar Royal Gorge	1.33		
1143	Lv Glenwood Springs	8.27		
1528	Lv Salt Lake City (MT)	8.15		
1528	Lv Salt Lake City (MT)	10.40		
2317	Lv Sacramento (PT)	12.55		
2362	Lv Stockton	1.52		
2448	Lv Oakland	4.02		
2455	Ar SAN FRANCISCO	4.50		

CALIFORNIA — UTAH — COLORADO — KANSAS CITY — ST. LOUIS

Miles	TABLE 4 5-13-51	16-6 Daily	12 Daily	Bus Daily
0	Lv SAN FRANCISCO		9.00	
7	Lv Oakland		9.37	
93	Lv Stockton		11.37	
138	Lv Sacramento (PT)		12.33	
927	Ar Salt Lake City (MT)		5.20	
927	Lv Salt Lake City (MT)		6.30	
1312	Lv Glenwood Springs		4.10	
1508	Lv Royal Gorge		10.36	
1553	Ar PUEBLO		12.05	
0	Lv DENVER		4.10	
75	Lv Colorado Springs (D.&R.G.W. STA.)		5.48	
119	Ar PUEBLO		6.40	
1553	Lv PUEBLO		6.50	
1574	Lv Boone			
1593	Lv Olney Springs			
1598	Lv Crowley			
1604	Lv Ordway		7.37	
1609	Lv Sugar City		7.42	
1629	Lv Arlington			
1634	Lv Haswell			
1654	Lv Eads		8.31	
1678	Lv Chivington			
1684	Lv Brandon			
1692	Lv Sheridan Lake			
1704	Lv Towner, Colo.			
1719	Lv Horace, Kan.		9.25	
1721	Lv Tribune			
1743	Lv Leoti		9.46	
1768	Ar Scott City		10.11	
1768	Lv Scott City		10.11	
1787	Lv Healy			
1795	Lv Shields			
1810	Lv Utica			
1823	Lv Ransom			
1834	Lv Brownell			
1845	Lv McCracken			
1860	Lv La Crosse			
1892	Ar Hoisington (MT)		11.29	
1892	Lv Hoisington (CT)		12.02	
1905	Lv Claffin		1.12	
1913	Lv Bushton	11.40		
1926	Ar Geneseo	11.57		
1926	Lv Geneseo	12.06		
1937	Lv Langley	12.30		
1945	Ar Marquette	12.30		
1945	Lv Marquette	12.52		
1945	Lv Lindsborg			
1945	Lv Marquette			
1954	Lv Lindsborg			
1972	Ar Gypsum			
1930	Lv Marquette			
1939	Lv Falun			
1946	Lv Smolan			
1955	Ar SALINA			
1955	Lv SALINA			
1972	Ar Gypsum			
1972	Lv Gypsum			
1979	Lv Carlton			
1991	Lv Hope			
1999	Lv Herington			
2014	Lv Wilsey			
2026	Lv Council Grove			
2044	Lv Allen			
2064	Lv Osage City			
2096	Lv Ottawa			
2117	Ar Osawatomie			
2117	Lv Osawatomie			
2124	Lv Paola (Fisco. Sta.)			
2124	Lv Paola (M. P. Sta.)			
2176	Ar KANSAS CITY			
2176	Lv KANSAS CITY			
2185	Lv Independence			
2209	Lv Pleasant Hill			
2240	Lv Warrensburg			
2270	Lv Sedalia			
2308	Lv California			
2333	Lv Jefferson City			
2404	Lv Washington			
2442	Ar Kirkwood			
2445	Ar Webster Groves			
2452	Ar Tower Grove			
2455	Ar ST. LOUIS			

PREPAID Ticket Orders

A Convenient Travel Purchase Plan

You may purchase at principal Missouri Pacific ticket offices a prepaid order for railroad travel service to be used by a member of your family or by any other person you may designate.

Your prepaid order may include cash for meals and incidental travel expenses as well as the cost of railroad tickets, sleeping and parlor car tickets. The order will be delivered without any extra service charge to any person you designate. Prepaid order service is available in the United States, Canada and Mexico.

You will find this an especially convenient and reliable means of providing railroad tickets and other travel services for students returning home at vacation time or during the holiday season. Consult any Missouri Pacific ticket agent or passenger representative for complete information.

You Save Up to 16.6% When You Buy Round Trip Tickets

Ask Your Ticket Agent

*—Stops to receive or discharge revenue passengers. f—Stops on signal. ●—Stops to discharge revenue passengers.

WHICH WAY

this Summer?

If YOU can't make up your mind we suggest you consult Missouri Pacific's "Travel Library." These attractive, illustrated booklets and folders describe interestingly and informatively some of America's most delightful vacation playgrounds, all conveniently reached by Missouri Pacific direct or through connecting lines. Here is the complete list—they are yours for the asking:

- HOT SPRINGS NATIONAL PARK, ARK.
- COLORADO • SOUTHERN UTAH PARKS
- SAN ANTONIO • SOUTH TEXAS DUDE RANCH COUNTRY
- TEXAS GULF COAST • MEXICO

Select now the one—or more—you want and ask for it at any Missouri Pacific passenger office. If you prefer address your request to . . .

R. J. McDERMOTT
General Passenger Traffic Manager
 1601 Missouri Pacific Bldg.
 St. Louis 3, Mo.

TABLE 5
5-13-51

ST. LOUIS — FORT SCOTT — WICHITA

Miles		19-419 Daily	19-221 Daily	Miles		420-20 Daily	232-14 Daily
0	Lv ST. LOUIS	5.00	5.00	0	Lv WICHITA	7.45	
For ti	me at Intermediate points, see Ta			11	Lv Greenwich	f 8.04	
246	Ar Pleasant Hill	11.10	11.10	16	Lv Benton	f 8.10	
246	Lv Pleasant Hill	11.40	1.20	22	Lv Towanda	f 8.17	
256	Lv Harrisonville	11.57	1.38	25	Lv Midian	f 8.21	
269	Lv Archie		f 1.58	31	Lv Eldorado	f 8.31	
275	Lv Adrian	f 12.26	f 2.08	38	Lv Pontiac		
284	Lv Butler	12.38	2.20	43	Lv Rosalia	f 8.45	
296	Ar Rich Hill	1.06	2.50	54	Lv Reece	f 9.02	
296	Lv Rich Hill	1.06		64	Lv Eureka	f 9.17	
305	Lv Metz	1.17		77	Lv Neal	f 9.34	
314	Lv Richards, Mo.	1.27		85	Lv Toronto	f 9.45	
323	Ar Ft. Scott, Kan.	1.40		90	Lv Batesville		
323	Lv Ft. Scott, Kan.	1.50		98	Lv Yates Center	10.02	
333	Lv Redfield	2.06		101	Ar Durand	10.25	
338	Lv Uniontown	2.14		101	Lv Piqua	10.25	
346	Lv Bronson	2.25		110	Lv Iowa	★10.35	
351	Lv Moran	2.34		123	Lv La Harpe	★10.50	
358	Lv La Harpe	2.46		130	Lv Moran	★10.57	
364	Lv Iowa	3.05		135	Lv Bronson	★11.06	
371	Lv Piqua	3.17		143	Lv Uniontown	★11.14	
380	Ar Durand	3.30		148	Lv Redfield	★11.24	
380	Lv Yates Center	4.01		158	Ar Ft. Scott, Kan.	★11.32	
383	Lv Batesville	f 4.10		158	Lv Ft. Scott, Kan.	11.58	
391	Lv Toronto	f 4.20		167	Lv Richards, Mo.	12.10	
396	Lv Neal	4.29		176	Lv Metz	12.38	
404	Lv Neal	4.40		185	Ar Rich Hill	12.50	
417	Lv Eureka	5.03		16	Lv Carthage		1.20
427	Lv Reece	5.16		27	Lv Jasper		1.36
438	Lv Rosalia	5.38		38	Lv Lamar		f 1.54
443	Lv Pontiac	f 5.45		44	Lv Irwin		f 2.03
450	Lv Eldorado	6.08		49	Lv Sheldon		f 2.09
456	Lv Midian	f 6.19		56	Lv Milo		f 2.19
459	Lv Towanda	6.26		63	Lv Nevada		f 2.40
465	Lv Benton	6.36		73	Lv Horton		f 2.51
470	Lv Greenwich	6.46		81	Ar Rich Hill		12.50
481	Ar WICHITA	7.15		81	Lv Rich Hill		3.30
296	Lv Rich Hill		2.50	185	Lv Butler		3.26
304	Lv Horton		f 3.04	197	Lv Butler		3.44
314	Lv Nevada		f 3.45	206	Lv Adrian		3.54
321	Lv Milo		f 3.55	212	Lv Archie		4.15
328	Lv Sheldon		f 4.06	225	Lv Harrisonville		4.35
333	Lv Irwin		f 4.13	235	Ar Pleasant Hill		2.25
339	Lv Lamar		4.25	235	Lv Pleasant Hill		2.45
350	Lv Jasper		f 4.43	For ti	me at Intermediate points, see Ta		2.45
361	Ar Carthage		5.15	481	Ar ST. LOUIS		8.05

TABLE 6
5-6-51

WICHITA — COLORADO — UTAH — CALIFORNIA

Miles		411-11 Daily	Miles		12-412 Daily
0	Lv WICHITA	9.30	0	<i>Via Western Pacific Ry.</i>	
10	Lv Maize	f 9.48	7	Lv SAN FRANCISCO	9.00
14	Lv Colwich	f 9.53	7	Lv Oakland	9.37
19	Lv Andale	10.01	93	Lv Stockton	11.37
25	Lv Mt. Hope	10.11	138	Lv Sacramento (PT)	12.33
32	Lv Haven	10.21	927	Ar SALT LAKE CITY (MT)	5.20
37	Lv Yoder	10.30		<i>Via D. & R. G. W. R. R.</i>	
48	Lv HUTCHINSON	11.05	927	Lv SALT LAKE CITY (MT)	5.30
58	Lv Nickerson	f 11.21	1312	Lv Glenwood Springs	4.10
66	Lv Sterling	11.32	1508	Lv Royal Gorge	10.36
75	Lv Lyons	11.46	1553	Ar PUEBLO	12.05
88	Ar Geneseo	12.15	0	Lv DENVER	4.10
88	Lv Geneseo	1.32	75	Lv COLORADO SPRINGS	5.48
122	Ar Hoisington (CT)	2.07		(D. & R. G. W. Station)	
122	Lv Hoisington (MT)	1.15	119	Ar PUEBLO	6.40
461	Ar PUEBLO	7.00	1553	Lv PUEBLO (Mo. Pac.)	6.50
461	Lv PUEBLO	7.10	1892	Ar Hoisington (MT)	12.02
505	Ar COLORADO SPRINGS	8.01	1892	Lv Hoisington (CT)	1.12
	(A. T. & S. F. Station)		1926	Ar Geneseo	1.51
580	Ar DENVER	9.40	1926	Lv Geneseo	4.00
461	Lv PUEBLO (Via DRGW)	12.10	1939	Lv Lyons	4.27
506	Ar Royal Gorge	1.33	1948	Lv Sterling	4.42
702	Ar Glenwood Springs	8.27	1956	Lv Nickerson	4.55
1087	Ar SALT LAKE CITY (MT)	8.15	1966	Lv HUTCHINSON	5.25
	<i>Via Western Pacific Ry.</i>		1977	Lv Yoder	5.40
1087	Lv SALT LAKE CITY (MT)	10.40	1982	Lv Haven	5.52
1876	Ar Sacramento (PT)	12.55	1989	Lv Mt. Hope	6.04
1921	Ar Stockton	1.52	1995	Lv Andale	6.15
2007	Ar Oakland	4.02	2000	Lv Colwich	6.25
2014	Ar SAN FRANCISCO	4.50	2004	Lv Maize	6.35
			2014	Ar WICHITA	7.00

f—Stops on signal. ★—Stops to receive or discharge revenue passengers.

TABLE
5-13-51

7

JEFFERSON CITY — NAPTON

Miles		95 Freight Daily Ex. Sun.	Miles		94 Freight Daily Ex. Sun.
0	Lv Jefferson City.....	5.00	0	Lv Napton.....	7.55
13	Lv Marion.....	f 5.20	5	Lv Nelson.....	f 8.05
18	Lv Sandy Hook.....	f 5.35	8	Lv Blackwater.....	8.15
25	Lv Lupus.....	f 5.45	24	Lv Boonville.....	9.40
31	Lv Woolridge.....	f 5.55	30	Lv Merna.....	
35	Lv Overton.....	f 6.02	34	Lv Overton.....	f 9.55
39	Lv Merna.....		38	Lv Woolridge.....	f10.05
45	Lv Boonville.....	6.55	44	Lv Lupus.....	f10.15
61	Lv Blackwater.....	8.15	51	Lv Sandy Hook.....	f10.25
64	Lv Nelson.....	f 8.25	56	Lv Marion.....	f10.33
69	Lv Napton.....	8.40	69	Ar Jefferson City.....	11.05

TABLE
7-9-51

8

MARSHALL — LEXINGTON — KANSAS CITY

Via Missouri Pacific Bus Lines

Rail Tickets Honored — Remains Cannot Be Handled

	Bus Daily Ex. Sun. & Holi- days	Bus Daily		Bus Daily Ex. Sun. & Holi- days	Bus Daily
Lv Marshall.....		8.30	Lv Kansas City.....	5.00	5.30
Lv Lexington.....	6.20	9.35	Lv Independence.....	5.30	6.00
Lv Wellington.....	6.32	9.47	Lv Buckner.....	5.50	6.20
Lv Napoleon.....	6.38	9.53	Lv Levasy.....	5.56	6.26
Lv Levasy.....	6.44	9.59	Lv Napoleon.....	6.02	6.32
Lv Buckner.....	6.50	10.05	Lv Wellington.....	6.08	6.38
Lv Independence.....	7.10	10.25	Ar Lexington.....	6.20	6.50
Ar Kansas City.....	7.45	10.55	Ar Marshall.....		8.00

TABLE
2-1-52

9

JEFFERSON CITY — BAGNELL DAM — SPRINGFIELD

Via Missouri Pacific Bus Lines

Remains Cannot Be Handled

	Bus Daily	Bus Daily		Bus Daily	Bus Daily
Lv JEFFERSON CITY.....			Lv SPRINGFIELD.....	7.00	3.20
Rail Station.....	12.30	6.05	Lv Lebanon.....	8.35	4.50
Bus Depot.....	12.50	6.15	Lv Camdenton.....	9.10	5.25
Lv Eldon.....	1.40	7.00	Lv Linn Creek.....	9.15	5.30
Lv Bagnell Dam.....	2.10	7.20	Lv Bagnell Dam.....	9.40	5.55
Lv Linn Creek.....	2.38	7.48	Lv Eldon.....	10.00	6.15
Lv Camdenton.....	2.45	7.55	Ar JEFFERSON CITY.....		
Ar Lebanon.....	3.30	8.35	Rail Station.....	10.55	7.05
Ar SPRINGFIELD.....	5.08	10.05	Bus Depot.....	10.50	7.00

TABLE
4-11-51

10

ST. JOSEPH — ATCHISON

Via Missouri Pacific Bus Lines

Rail Tickets Honored — Remains Cannot Be Handled

	Bus Daily	Bus Daily		Bus Daily	Bus Daily
Lv ST. JOSEPH.....	9.45	2.00	Lv ATCHISON.....	11.00	4.00
Ar ATCHISON.....	10.30	2.40	Ar ST. JOSEPH.....	11.45	4.45

TABLE
12-2-51

11

CAIRO AND POPLAR BLUFF

Via Missouri Pacific Bus Lines

Rail Tickets Honored — Remains Cannot Be Handled

	Bus Daily	Bus Daily	Bus Daily		Bus Daily	Bus Daily	Bus Daily
Lv CAIRO.....	7.00	2.30	6.30	Lv Poplar Bluff.....	7.00	11.00	3.30
Ar Charleston.....	7.35	3.05	7.05	Lv Fisk.....	7.16	11.16	3.46
Lv Charleston.....	7.35	3.05	7.05	Lv Dexter.....	7.45	11.45	4.15
Lv Bertrand.....	7.50	3.20	7.20	Lv Essex.....	8.02	12.02	4.32
Lv Sikeston.....	8.10	3.40	7.40	Lv Gray Ridge.....	8.10	12.10	4.40
Lv Morehouse.....	8.22	3.52	7.52	Lv Morehouse.....	8.18	12.18	4.48
Lv Gray Ridge.....	8.30	4.00	8.00	Lv Sikeston.....	8.35	12.35	5.05
Lv Essex.....	8.38	4.08	8.08	Lv Bertrand.....	8.50	12.50	5.20
Lv Dexter.....	8.55	4.25	8.25	Ar Charleston.....	9.10	1.10	5.40
Lv Fisk.....	9.25	4.55	8.52	Lv Charleston.....	9.10	1.10	5.40
Ar Poplar Bluff.....	9.50	5.20	9.15	Ar CAIRO.....	9.45	1.45	6.15

gala MEXICO

Here is to be found a vacationland unsurpassed the world over for life and color, gaiety and excitement. New impressions to be had on every hand are endless in variety as the patterns and hues of a Mexican serape.

From Nuevo Laredo to Acapulco, from Yucatan to Mazatlan the hospitable people of Mexico welcome tourists who come to seek, savor and enjoy its many opportunities for vacation pleasure.

The Missouri Pacific's de luxe, streamlined TEXAS EAGLE speeds Mexico-bound travelers from St. Louis or Memphis to San Antonio. There they connect with the AZTEC EAGLE providing through coach service, with reserved seats at no extra cost, through sleeping car service and diner-lounge accommodations between San Antonio and Mexico City.

For complete information about a trip to this exciting land, see or phone the nearest Missouri Pacific representative or write to...

R. J. McDERMOTT,
General Passenger Traffic Manager
1601 Missouri Pacific Building
St. Louis 3, Missouri

MISSOURI
PACIFIC
LINES

TABLE
9-23-51

12

ST. LOUIS — KANSAS CITY — ATCHISON —
DOWNS

Miles		19-119- 519 Daily	Miles		510- 110-20 Daily
0	Lv ST. LOUIS.....	5 00	0	Lv Downs.....	12 45
279	Ar KANSAS CITY.....	12 15	6	Lv Cawker City.....	12 55
0	Lv KANSAS CITY.....	12 40	13	Lv Glen Elder.....	1 07
3	Lv Kansas City, Kan.....		20	Lv Solomon Rapids.....	1 15
28	Lv Leavenworth.....	1 35	25	Lv Beloit.....	1 25
30	Lv Ft. Leavenworth.....	1 42	36	Lv Scottsville.....	1 42
49	Ar Atchison.....	2 20	43	Lv Jamestown.....	1 51
49	Ar Atchison.....	3 00	49	Lv Yuma.....	f 1 59
61	Lv Farmington.....	f 3 24	54	Ar Concordia.....	2 05
66	Lv Effingham.....	3 34	54	Lv Ames.....	2 20
73	Lv Muscotah.....	3 45	65	Lv Ames.....	2 36
80	Lv Whiting.....	3 56	68	Lv Clyde.....	2 42
85	Lv Netawaka.....	4 10	75	Lv Clifton.....	2 53
91	Lv Wetmore.....	4 21	84	Lv Palmer.....	3 09
98	Lv Goff.....	4 32	88	Lv Linn.....	3 19
104	Lv Corning.....	4 46	95	Lv Greenleaf.....	3 31
111	Lv Centralia.....	5 01	101	Lv Barnes.....	3 40
119	Lv Vermillion.....	5 13	108	Lv Waterloo.....	3 52
122	Lv Veits.....	5 19	113	Lv Blue Rapids.....	4 01
127	Lv Frankfort.....	5 31	117	Lv Irving.....	4 08
134	Lv Bigelow.....	5 43	123	Lv Bigelow.....	4 20
140	Lv Irving.....	5 57	130	Lv Frankfort.....	4 32
144	Lv Blue Rapids.....	6 07	135	Lv Veits.....	4 41
149	Lv Waterville.....	6 20	138	Lv Vermillion.....	4 49
156	Lv Barnes.....	6 33	146	Lv Centralia.....	5 01
162	Lv Greenleaf.....	6 45	153	Lv Corning.....	5 13
169	Lv Linn.....	6 57	159	Lv Goff.....	5 23
173	Lv Palmer.....	7 08	166	Lv Wetmore.....	5 34
182	Lv Clifton.....	7 23	172	Lv Netawaka.....	5 43
189	Lv Clyde.....	7 37	177	Lv Whiting.....	5 51
192	Lv Ames.....	7 43	184	Lv Muscotah.....	6 03
203	Ar Concordia.....	8 05	191	Lv Effingham.....	6 17
203	Lv Concordia.....	8 25	196	Lv Farmington.....	f 6 23
208	Lv Yuma.....	f 8 33	208	Ar Atchison.....	7 00
214	Lv Jamestown.....	8 41	208	Lv Atchison.....	7 50
221	Lv Scottsville.....	8 49	227	Lv Ft. Leavenworth.....	8 10
232	Lv Beloit.....	9 15	229	Lv Leavenworth.....	8 20
237	Lv Solomon Rapids.....	9 23	254	Lv Kansas City, Kan.....	★ 9 05
244	Lv Glen Elder.....	9 33	257	Ar KANSAS CITY.....	9 20
251	Lv Cawker City.....	9 43	257	Lv KANSAS CITY.....	1 45
257	Ar Downs.....	10 00	536	Ar ST. LOUIS.....	8 05

TABLE
5-13-51

14

KANSAS CITY — MEMPHIS — LITTLE ROCK

Miles		210- 221 222 Daily	Miles		231- 232 211 Daily
0	Lv KANSAS CITY.....	11 50	0	Lv MEMPHIS.....	12 30
10	Lv Independence.....	12 16	17	Lv Crawfordsville.....	12 59
23	Lv Lee's Summit.....	12 36	27	Lv Earle.....	1 12
28	Lv Greenwood.....	f 12 43	32	Lv Parkin.....	1 20
34	Ar Pleasant Hill.....	1 00	46	Lv Wynne.....	1 45
34	Lv Pleasant Hill.....	1 20	69	Lv McCrory.....	2 19
44	Lv Harrisonville.....	1 38	79	Lv New Augusta.....	2 36
57	Lv Archie.....	f 1 58	91	Ar Bald Knob.....	3 05
63	Lv Adrian.....	f 2 08	91	Lv Bald Knob.....	3 30
68	Lv Passaic.....	f 2 15	118	Ar Newport.....	4 10
72	Lv Butler.....	2 20			
84	Lv Rich Hill.....	2 50	0	Lv LITTLE ROCK.....	Tr. 26
93	Lv Horton.....	f 3 04	84	Ar Newport.....	2 00
102	Lv Nevada.....	3 45			4 00
109	Lv Milo.....	f 3 55	118	Lv Newport.....	5 30
116	Lv Sheldon.....	f 4 06	121	Lv Diaz.....	f 5 33
121	Lv Irwin.....	f 4 13	127	Lv Paroquet.....	f 5 42
128	Lv Lamar.....	4 25	132	Lv Newark.....	5 47
139	Lv Jasper.....	f 4 43	138	Lv Sulphur Rock.....	5 58
149	Ar Carthage.....	5 15	142	Lv Moorefield.....	f 6 05
149	Lv Carthage.....	5 40	148	Lv Batesville.....	6 35
164	Lv La Russell.....	f 6 01	155	Lv Earnheart.....	
170	Lv Stott's City.....	f 6 10	161	Lv O'Neal.....	f 6 53
178	Lv Hoberg.....	6 20	174	Lv Guion.....	7 12
188	Lv Aurora.....	6 40	187	Lv Sylamore.....	7 30
199	Lv Crane.....	6 59	192	Lv Mt. Olive.....	f 7 36
209	Lv Galena.....	7 14	196	Lv Boswell.....	f 7 42
218	Lv Reeds Spring.....	7 26	202	Lv Creswell.....	f 7 49
230	Lv Branson.....	7 49	203	Lv Calico Rock.....	7 55
232	Lv Hollister.....	7 52	219	Lv Norfolk.....	8 17
245	Lv Cricket.....	8 16	231	Lv Buffalo.....	8 23
262	Lv Bergman.....	8 41	243	Ar Cotter.....	8 46
269	Lv Zinc.....	f 8 51	243	Lv Cotter.....	8 57
274	Lv Pyatt.....	9 01	248	Lv Flippin.....	9 07
285	Lv Yellville.....	9 18	254	Lv Yellville.....	9 18
291	Lv Flippin.....	9 29	265	Lv Pyatt.....	9 36
296	Ar Cotter.....	9 40	270	Lv Zinc.....	f 9 45
296	Lv Cotter.....	9 50	277	Lv Bergman.....	9 55
308	Lv Buffalo.....	10 04	294	Lv Cricket.....	10 21
320	Lv Norfolk.....	10 22	307	Lv Hollister.....	10 42
336	Lv Calico Rock.....	10 41	309	Lv Branson.....	10 50
337	Lv Creswell.....	f 10 50	322	Lv Reeds Spring.....	11 09
343	Lv Boswell.....	f 10 57	330	Lv Galena.....	11 20
347	Lv Mt. Olive.....	f 11 03	340	Lv Crane.....	11 37
352	Lv Sylamore.....	11 11	351	Lv Aurora.....	11 53
365	Lv Guion.....	11 30	362	Lv Hoberg.....	12 13
378	Lv O'Neal.....	f 11 48	370	Lv Stott's City.....	f 12 23
384	Lv Earnheart.....	376		Lv La Russell.....	f 12 31
391	Lv Batesville.....	12 25	390	Ar Carthage.....	12 55
397	Lv Moorefield.....	f 12 36	390	Lv Carthage.....	1 20
401	Lv Sulphur Rock.....	12 42	400	Lv Jasper.....	1 36
407	Lv Newark.....	12 50	411	Lv Lamar.....	1 54
412	Lv Paroquet.....	f 12 56	418	Lv Irwin.....	f 2 03
418	Lv Diaz.....	f 1 06	432	Lv Sheldon.....	2 09
421	Ar Newport.....	1 25	430	Lv Milo.....	f 2 19
			437	Lv Nevada.....	2 40
		Tr. 3	446	Lv Horton.....	f 2 51
421	Lv Newport.....	3 10	455	Lv Rich Hill.....	3 00
505	Ar LITTLE ROCK.....	5 45	467	Lv Butler.....	3 26
421	Lv Newport.....	1 40	471	Lv Passaic.....	f 3 33
448	Ar Bald Knob.....	2 20	476	Lv Adrian.....	3 44
448	Lv Bald Knob.....	2 25	482	Lv Archie.....	3 54
460	Lv New Augusta.....	2 45	495	Lv Harrisonville.....	4 15
470	Lv McCrory.....	2 57	505	Ar Pleasant Hill.....	4 35
493	Lv Wynne.....	3 25	505	Lv Pleasant Hill.....	4 50
507	Lv Parkin.....	3 45	511	Lv Greenwood.....	f 4 57
512	Lv Earle.....	3 55	516	Lv Lee's Summit.....	5 10
522	Lv Crawfordsville.....	4 11	529	Lv Independence.....	5 35
539	Ar MEMPHIS.....	5 00	539	Ar KANSAS CITY.....	6 15

f—Stops on signal.

★—Stops to receive or discharge revenue passengers.

Your Friendly Shipping Helper!

—on business or personal, shipping or travel problems.

You're sure of service that's

- fast
- friendly
- convenient
- dependable
- economical

ALWAYS ASK THE EXPRESS MAN!




Answers to Quiz on Page 7

1. McCOY, TEXAS
2. GRETA, TEXAS
3. ARCHIE, MO.
4. BRYAN, TEXAS
5. NATCHEZ, MISS.
6. GENOA, TEXAS
7. PRICES, TEXAS
8. RIVIERA, TEXAS
9. PRESCOTT, ARK.
10. LANE, KANSAS

TABLE
5-6-51

15

KANSAS CITY — WICHITA — LITTLE ROCK —
NEW ORLEANS

Miles		15-117- 103 Daily	Miles		116- 124-16 Daily
0	Lv KANSAS CITY	8.30	0	Lv NEW ORLEANS	7.50
6	Lv Centropolis		195	Lv ALEXANDRIA	1.25
9	Lv Leeds		292	Lv MONROE	3.55
16	Lv Dodson	8.59	385	Lv McGehee	6.40
23	Lv Martin City, Mo.	f 9.10	444	Lv PINE BLUFF	8.00
32	Lv Stillwell, Kan.	f 9.24	487	Ar LITTLE ROCK	9.10
37	Lv Bucyrus	f 9.35	0	Lv MEMPHIS	8.00
42	Lv Chiles		150	Ar LITTLE ROCK	11.05
44	Lv Wagstaff		0	Lv HOT SPRINGS	1.45
52	Lv Paola	9.55	54	Ar LITTLE ROCK	3.00
59	Ar Osawatomie	10.25		Lv LITTLE ROCK	4.00
59	Lv	10.40	487	Lv Levy	
68	Lv Lane	★10.52	491	Lv Conway	4.42
74	Lv Greeley	★10.58	518	Lv Morrilton	5.04
83	Lv Garnett	11.15	537	Lv Atkins	5.21
100	Lv Westphalia	★11.34	551	Lv Russellville	5.46
110	Lv Le Roy	★11.48	563	Lv Lamar	f 6.18
124	Ar Durand	12.30	583	Lv Clarksville	6.30
0	Lv WICHITA	7.45	589	Lv Hartman	
101	Ar Durand	10.25	599	Lv Alix	★6.57
124	Lv Durand	12.30	604	Lv Ozark	7.07
140	Lv Buffalo	★12.43	612	Lv Mulberry	f 7.28
144	Lv Roper		627	Lv Alma	f 7.44
147	Lv Benedict		637	Lv Van Buren	8.15
156	Lv Altoona	★1.00	646	Ar Greenwood Jct.	f 8.25
164	Lv Neodesha	1.08	656	Ar	8.35
178	Lv Independence	1.35	651	Lv FORT SMITH	8.55
197	Ar Coffeyville	2.20	651	Lv Greenwood Jct.	f 9.05
197	Lv	2.35	660	Lv Roland, Okla.	f 9.12
200	Lv S.Coffeyville, Okla.		665	Lv Muldrow	9.20
210	Lv Lenapah	2.56	672	Lv Hanson	9.30
215	Lv Delaware	3.05	678	Lv Sallisaw	9.40
220	Lv Nowata	3.17	689	Lv Vian	9.55
232	Lv Talala	3.35	698	Lv Gore	10.10
238	Lv Oologah	3.44	709	Lv Braggs	10.22
250	Lv Claremore	4.15	720	Lv Fort Gibson	10.40
263	Lv Inola	4.30	725	Lv Okay	f 10.47
271	Lv Neodesha		734	Lv Wagoner	11.05
278	Lv Wagoner	5.05	741	Lv Neodesha	f 11.13
287	Lv Okay	5.15	749	Lv Inola	11.23
292	Lv Fort Gibson	5.23	762	Lv Claremore	11.55
303	Lv Braggs	5.38	774	Lv Oologah	f 12.12
314	Lv Gore	5.52	780	Lv Talala	f 12.21
323	Lv Vian	6.07	792	Lv Nowata	12.43
334	Lv Sallisaw	6.22	797	Lv Delaware	f 12.52
340	Lv Hanson		802	Lv Lenapah	f 1.00
347	Lv Muldrow	6.41	812	Lv S.Coffeyville	
352	Lv Roland	f 6.46	815	Ar	1.25
356	Ar Greenwood Jct.		815	Lv Coffeyville, Kan.	1.40
361	Ar	7.05	834	Lv Independence	2.10
361	Lv FORT SMITH	7.20	848	Lv Neodesha	2.35
356	Lv Greenwood Jct.		856	Lv Altoona	★2.45
366	Ar Van Buren	7.36	865	Lv Benedict	
375	Lv Alma	8.12	868	Lv Roper	
385	Lv Mulberry		872	Lv Buffalo	★3.03
400	Lv Ozark	8.43	888	Ar Durand	3.37
408	Lv Alix	★8.53	888	Lv Durand	4.01
413	Lv Hartman	f 9.03	989	Ar WICHITA	7.15
423	Lv Clarksville	9.17		Lv Durand	3.37
429	Lv Lamar	f 9.27	888	Lv Le Roy	★3.55
449	Lv Russellville	10.00	892	Lv Westphalia	★4.10
461	Lv Atkins	10.20	912	Lv Garnett	★4.35
475	Lv Morrilton	10.40	929	Lv Greeley	★4.47
494	Lv Conway	11.10	938	Lv Lane	★4.55
521	Lv Levy		944	Lv	5.15
525	Ar LITTLE ROCK	11.59	953	Ar Osawatomie	5.45
525	Lv LITTLE ROCK	▲12.05	960	Lv Paola	6.00
578	Ar HOT SPRINGS	▲3.20	968	Lv Wagstaff	
525	Lv LITTLE ROCK	3.30	970	Lv Chiles	
673	Ar MEMPHIS	7.00	975	Lv Bucyrus	f 6.23
625	Lv LITTLE ROCK	6.00	980	Lv Stillwell, Kan.	f 6.33
568	Lv PINE BLUFF	7.15	989	Lv Martin City, Mo.	f 6.50
627	Ar McGehee	8.35	996	Lv Dodson	7.02
720	Ar MONROE	11.25	1003	Lv Leeds	
817	Ar ALEXANDRIA	1.40	1006	Lv Centropolis	
1012	Ar NEW ORLEANS	7.00	1012	Ar KANSAS CITY	7.40

f—Stops on signal.

★—Stops to receive or discharge revenue passengers.

▲—Via Missouri Pacific Bus Lines—rail tickets honored.—Remains cannot be handled.

TOWN NAMES



Back in the days of chivalry it was customary for a young man entering upon knighthood to receive a new name, distinctive and pleasing, to which he attempted to bring honor and respect throughout his lifetime. So it was with the many new towns which sprang up during the pioneer days of this country. Here are a few examples to be found along the Missouri Pacific Lines:

SHERIDAN, ARK. . . . A southern city named during the Reconstruction Period for Lt. Gen. Phil H. Sheridan, famed leader of Union cavalry forces during the Civil War. Sheridan is the seat of Grant County which was named for another northerner, Ulysses S. Grant.

MARION, ILL. . . . General "Swamp Fox" Marion of Revolutionary War fame was the inspiration for the name of this busy town located in the rich Southern Illinois coal fields. Agriculture is also an important industry here.

ARGONIA, KANS. . . . A young lawyer well schooled in Greek history picked the title "Argonia" from the story of "Jason and the Golden Fleece." Since then Argonia has insisted it is the only city in the United States with that name.

EUNICE, LA. . . . C. C. Duson, founder of this Louisiana city which was incorporated in 1896, was so proud of his work after laying out the town that he named it for his wife, "Eunice," which means "Happy Victory."

FESTUS, MO. . . . Originally called "Tanglefoot" until its citizens demanded a more fitting title. Accordingly, the city fathers opened a Bible at random and came upon the verse beginning, "Then Agrippa said unto Festus..." Being the more appealing of the two names, Festus was chosen.

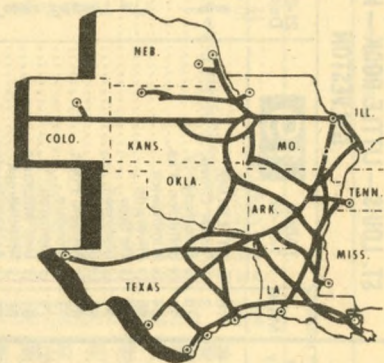
ALGOA, TEX. . . . During the Galveston storm of 1900 the British ship "Algoa" was blown inland to a place near this townsite. The village that subsequently sprang up here was then named in its honor.

Miles	3-103 Daily	31-131 Daily	Miles	132-32 Daily	116-8 Daily	
0	Lv ST. LOUIS	7.22	0	Lv NEW ORLEANS (Union Station)	8.35	
349	Ar LITTLE ROCK	5.45	194	Ar Kinder	1.55	
0	Lv MEMPHIS	4.00	0	Lv HOUSTON	9.05	
149	Ar LITTLE ROCK	Via McGehee	90	Lv BEAUMONT	11.25	
0	Lv HOT SPRINGS	1.45	173	Ar Kinder	1.33	
54	Ar LITTLE ROCK	3.00	0	Lv LAKE CHARLES	1.05	
0	Lv LITTLE ROCK	6.00	26	Lv Fenton	f 1.42	
6	Lv Sweet Home		36	Ar Kinder	1.55	
13	Lv Wrightsville		0	Lv Kinder	2.10	
18	Lv Woodson		47	Lv Oberlin	2.25	
24	Lv Redfield		61	Lv Oakdale	2.45	
29	Lv Jefferson Springs		73	Lv Glenmora	3.03	
34	Lv Dexter		76	Lv Long Leaf	3.07	
43	Lv PINE BLUFF	7.15	79	Lv Forest Hill	3.14	
53	Lv Noble Lake		81	Lv Bringham		
57	Lv Moscow		87	Lv Woodworth	3.29	
65	Lv Grady	7.41	98	Ar ALEXANDRIA	4.00	
70	Lv Varner		0	Lv NEW ORLEANS Thalia & Annunciation	7.50	
75	Lv Gould	7.55	11	Lv Avondale	8.40	
83	Lv Dumas	8.07	64	Lv Donaldsonville	9.38	
86	Lv Pickens		75	Lv White Castle	9.52	
91	Lv Winchester		85	Lv Plaquemine	10.08	
95	Lv Tillar		90	Lv Addis	10.20	
102	Ar McGehee	8.35	129	Lv Melville		
102	Lv McGehee	8.50	163	Lv Bunkie	11.45	
110	Ar Dermott	9.10	194	Ar ALEXANDRIA	12.30	
119	Lv Jerome		98	Lv ALEXANDRIA	4.15	
121	Lv Boydell		110	Lv Simms	1.25	
126	Lv Montrose	9.35	116	Lv Pollock		
130	Lv Portland	★ 9.42	136	Lv Georgetown	5.08	
139	Lv Parkdale	★ 9.52	141	Lv Tullios		
143	Lv Wilmot	★ 9.58	144	Lv Urania		
151	Lv Jones, La.		160	Lv Clarks	5.44	
155	Lv Bonita	★ 10.12	162	Lv Grayson		
161	Lv Galion		167	Lv Columbia	★ 3.05	
167	Lv Mer Rouge	10.28	196	Ar MONROE	3.55	
175	Lv Collinston	10.45	Ar NATCHEZ	▲ 2.15		
195	Ar MONROE	11.25	Ar MONROE	▲ 5.25		
	Lv MONROE		196	Lv MONROE	6.45	3.55
	Ar NATCHEZ		216	Lv Collinston	7.20	4.30
			224	Lv Mer Rouge	★ 7.30	
195	Lv MONROE	11.25	230	Lv Galion		
224	Lv Columbia	★ 11.59	236	Lv Bonita		
229	Lv Grayson	★ 12.05	240	Lv Jones, La.		
231	Lv Clarks	★ 12.09	248	Lv Wilmot, Ark.		★ 5.25
247	Lv Urania		252	Lv Parkdale		★ 5.31
250	Lv Tullios		261	Lv Portland		★ 5.40
255	Lv Georgetown	12.45	265	Lv Montrose	8.19	★ 5.45
275	Lv Pollock		270	Lv Boydell		
281	Lv Simms		272	Lv Jerome		
293	Ar ALEXANDRIA	1.40	281	Ar Dermott	8.42	6.10
293	Lv ALEXANDRIA	2.10	289	Ar McGehee	8.55	6.30
324	Lv Bunkie	2.55	289	Lv McGehee	9.05	6.40
358	Lv Melville		296	Lv Tillar		
397	Lv Addis	4.20	300	Lv Winchester		
402	Lv Plaquemine	4.29	305	Lv Pickens		
412	Lv White Castle		308	Lv Dumas		
423	Lv Donaldsonville	4.57	316	Lv Gould	9.30	7.04
476	Lv Avondale	5.55	321	Lv Varner		7.15
487	Ar NEW ORLEANS Thalia & Annunciation	7.00	326	Lv Grady		7.29
293	Lv ALEXANDRIA	9.20	334	Lv Moscow		
304	Lv Woodworth	9.43	338	Lv Noble Lake		
310	Lv Bringham		348	Lv PINE BLUFF		8.00
312	Lv Forest Hill	9.55	357	Lv Dexter		★ 8.18
315	Lv Long Leaf	10.00	362	Lv Jefferson Springs		
318	Lv Glenmora	10.07	367	Lv Redfield		
330	Lv Oakdale	10.23	373	Lv Woodson		
344	Lv Oberlin	10.46	378	Lv Wrightsville		
355	Ar Kinder	11.12	385	Lv Sweet Home		
355	Lv Kinder	11.12	391	Ar LITTLE ROCK	11.35	9.10
365	Lv Fenton	f 11.26	391	Lv LITTLE ROCK	2.30	11.20
391	Ar LAKE CHARLES	12.15	445	Ar HOT SPRINGS	4.00	12.45
355	Lv Kinder	1.33	391	Lv LITTLE ROCK	2.30	Via McGehee
549	Ar NEW ORLEANS (Union Station)	7.15	540	Ar MEMPHIS	6.30	11.30
355	Lv Kinder	1.55	391	Lv LITTLE ROCK	11.59	3.20
438	Ar BEAUMONT	3.50	740	Ar ST. LOUIS	7.50	11.00
528	Ar HOUSTON	6.10				

EXPLANATION OF REFERENCE MARKS

- ▲—Via Missouri Pacific Bus Lines—rail tickets honored — remains cannot be handled.
f—Stops on signal.
★—Stops to receive or discharge revenue passengers.

MO. PAC. STATES



Not Sharing in Defense Contracts

Military and mutual-aid contract awards allocated to the various states between July 1, 1950 and September 30, 1951 indicate that only 13.1 per cent of such allocations were made in the eleven Midwest and Southwestern states in which Mo. Pac. operates. This is an area comprising 30.39 per cent of the total square mile area of the United States and embracing 24.7 per cent of the total population reported in 1950.

Eastern, Southeastern and Pacific Coastal states make up 35.95 per cent of the total area of the United States. In these states there were 2.76 times as many people as in the Missouri Pacific area, but defense contract allocations amounted to 6.47 times that of the Missouri Pacific's eleven states and comprised 84.8 per cent of the total awards.

ST. LOUIS — LITTLE ROCK — DALLAS — FT. WORTH — EL PASO — LOS ANGELES

ST. LOUIS — LITTLE ROCK — SAN ANTONIO — MEXICO CITY

ST. LOUIS — LITTLE ROCK — HOUSTON — GALVESTON

TABLE 1-27-52
17

TABLE 1-27-52
18

TABLE 1-27-52
19

Miles	3 Daily	25 Daily	1 Daily	17 Daily	7 Daily	Miles	21 Daily	31 Daily	7-37 Daily	Miles	21-25 Daily	31 Daily	7-27 Daily
0	7 22	2 00	5 30		12 45	0	5 30	5 35	12 45	0	5 30	5 35	12 45
3	7 30	2 09	5 44		12 54	3	5 41	5 46	12 54	3	5 41	5 46	12 54
10	7 45	2 24		★	1 09	10			★	10			★
13						13				13			
24	f					24				24			
30	8 38	3 09			1 55	30				30			
45	8 53					45			1 55	45			1 55
64	★ 9 02					64				64			
64	9 10					64				64			
73	9 25					73				73			
79	9 45	3 58			3 00	79		7 30	3 00	79		7 30	3 00
84	★ 9 55			★	3 10	84			3 10	84			3 10
86	★ 9 58					86		f 7 40	3 20	86		f 7 49	3 20
92	★ 10 07	4 15			3 20	92				92			
102	10 27					102				102			
103						103				103			
111	10 44			★	3 47	111			3 47	111			3 47
115	10 50					115				115			
130	11 15	f 5 03			4 15	130		★ 8 45	4 15	130		★ 8 45	4 15
136	f 11 26				f 4 24	136			f 4 24	136			f 4 24
138	f 11 33					138				138			
149	11 55			★	4 44	149			4 44	149			4 44
156	★ 12 07					156				156			
169	12 30	5 55	9 20		5 55	169		9 17	5 55	169		9 17	5 55
184	12 40	6 06	9 30		6 05	184		9 24	6 05	184		9 24	6 05
189	1 01					189				189			
195	1 18				6 33	195			6 33	195			6 33
202	1 30				6 42	202			6 42	202			6 42
206	1 42					206				206			
211	1 48					211				211			
218	f 1 58					218				218			
228					7 30	228			7 30	228			7 30
229						229				229			
236	2 18	7 10				236				236			
242	f 2 33					242				242			
247	f 2 40					247				247			
251						251				251			
255	2 51			★	7 59	255			7 59	255			7 59
263						263				263			
264	3 10	7 50			8 25	264			8 25	264			8 25
273	3 32					273				273			
286	3 55					286				286			
296	4 05					296				296			
300	4 15	f 8 30				300				300			
303	f 4 25					303				303			
316	4 40					316				316			
324	4 58					324				324			
335						335				335			
347	5 45					347				347			
349		9 25	12 20		10 30	349			10 30	349			10 30
372		9 50	12 40		11 25	372			11 25	372			11 25
380				8 10	8 45	380			8 45	380			8 45
392		f 10 40		9 15	9 55	392			9 55	392			9 55
403		11 05		9 33	10 07	403			10 07	403			10 07
414				9 55	11 30	414			11 30	414			11 30
425				10 20		425				425			
429		11 30		10 35	12 55	429			12 55	429			12 55
441				10 44		441				441			
446				10 57	1 15	446			1 15	446			1 15
463		12 25		11 20	1 40	463			1 40	463			1 40
461				11 50		461				461			
474				11 58		474				474			
481		1 30		12 30		481			12 30	481			12 30
493			3 05	2 30		493			2 30	493			2 30

LOS ANGELES — EL PASO — FT. WORTH — DALLAS — LITTLE ROCK — MEMPHIS		MEXICO CITY — SAN ANTONIO — LITTLE ROCK — MEMPHIS		GALVESTON — HOUSTON — LITTLE ROCK — MEMPHIS	
Miles	2-202 Daily	26-202 Daily	4 Daily	8-220 Daily	32-202 Daily
0					
812	12.30	12.30	12.30	12.30	12.30
1427	12.50	12.50	12.50	12.50	12.50
1459	8.15	8.15	8.15	8.15	8.15
1576	10.30	10.30	10.30	10.30	10.30
1676	10.40	10.40	10.40	10.40	10.40
1695	9.45	9.45	9.45	9.45	9.45
1708	10.05	10.05	10.05	10.05	10.05
1716	10.40	10.40	10.40	10.40	10.40
1723	11.05	11.05	11.05	11.05	11.05
1740	11.45	11.45	11.45	11.45	11.45
1744	1.00	1.00	1.00	1.00	1.00
1755	2.30	2.30	2.30	2.30	2.30
1765	3.28	3.28	3.28	3.28	3.28
1777	3.45	3.45	3.45	3.45	3.45
1789	4.06	4.06	4.06	4.06	4.06
1797	4.18	4.18	4.18	4.18	4.18
1820	4.30	4.30	4.30	4.30	4.30
1820	4.58	4.58	4.58	4.58	4.58
1822	5.18	5.18	5.18	5.18	5.18
1834	5.27	5.27	5.27	5.27	5.27
1853	5.42	5.42	5.42	5.42	5.42
1863	5.63	5.63	5.63	5.63	5.63
1878	6.06	6.06	6.06	6.06	6.06
1878	6.30	6.30	6.30	6.30	6.30
1890	7.00	7.00	7.00	7.00	7.00
1900	7.30	7.30	7.30	7.30	7.30
1910	7.50	7.50	7.50	7.50	7.50
1923	8.20	8.20	8.20	8.20	8.20
1937	8.50	8.50	8.50	8.50	8.50
1942	9.05	9.05	9.05	9.05	9.05
1952	9.35	9.35	9.35	9.35	9.35
1969	10.25	10.25	10.25	10.25	10.25

LOS ANGELES — EL PASO — FT. WORTH —
DALLAS — LITTLE ROCK — MEMPHIS

MEXICO CITY — SAN ANTONIO —
LITTLE ROCK — MEMPHIS

GALVESTON — HOUSTON — LITTLE ROCK —
MEMPHIS

LOS ANGELES (PT). EL PASO (MT). FT. WORTH (GT). DALLAS. TEXARKANA. TEXARKANA.		MEXICO CITY MONTERREY. LAPEDO. SAN ANTONIO. PALESTINE. TEXARKANA.		GALVESTON. HOUSTON. PALESTINE. TEXARKANA.	
Miles	2-202 Daily	26-202 Daily	4 Daily	8-220 Daily	32-202 Daily
0					
812	12.30	12.30	12.30	12.30	12.30
1427	12.50	12.50	12.50	12.50	12.50
1459	8.15	8.15	8.15	8.15	8.15
1576	10.30	10.30	10.30	10.30	10.30
1676	10.40	10.40	10.40	10.40	10.40
1695	9.45	9.45	9.45	9.45	9.45
1708	10.05	10.05	10.05	10.05	10.05
1716	10.40	10.40	10.40	10.40	10.40
1723	11.05	11.05	11.05	11.05	11.05
1740	11.45	11.45	11.45	11.45	11.45
1744	1.00	1.00	1.00	1.00	1.00
1755	2.30	2.30	2.30	2.30	2.30
1765	3.28	3.28	3.28	3.28	3.28
1777	3.45	3.45	3.45	3.45	3.45
1789	4.06	4.06	4.06	4.06	4.06
1797	4.18	4.18	4.18	4.18	4.18
1820	4.30	4.30	4.30	4.30	4.30
1820	4.58	4.58	4.58	4.58	4.58
1822	5.18	5.18	5.18	5.18	5.18
1834	5.27	5.27	5.27	5.27	5.27
1853	5.42	5.42	5.42	5.42	5.42
1863	5.63	5.63	5.63	5.63	5.63
1878	6.06	6.06	6.06	6.06	6.06
1878	6.30	6.30	6.30	6.30	6.30
1890	7.00	7.00	7.00	7.00	7.00
1900	7.30	7.30	7.30	7.30	7.30
1910	7.50	7.50	7.50	7.50	7.50
1923	8.20	8.20	8.20	8.20	8.20
1937	8.50	8.50	8.50	8.50	8.50
1942	9.05	9.05	9.05	9.05	9.05
1952	9.35	9.35	9.35	9.35	9.35
1969	10.25	10.25	10.25	10.25	10.25

*Stops to receive or discharge revenue passengers.

▲—Bus Service-rail tickets honored.

f—Stops on Signal.

Light figures indicate A. M.

Black figures indicate P. M.

TABLE 1-27-52

23

ST. LOUIS — LITTLE ROCK — BENTON — HOT SPRINGS

Miles		31-831 Daily	7-219 Daily	Miles		220-8 Daily	832-32 Daily
0	Lv ST. LOUIS	5.35	12.45	0	Lv Hot Springs Nat'l Park	1.45	8.00
3	Lv Tower Grove	5.46	12.54	30	Lv Benton	2.31	9.00
10	Lv Broadway		★ 1.09	53	Ar Little Rock	3.00	9.45
45	Lv DeSoto		1.55	83	Lv Little Rock	3.20	11.59
64	Lv Mineral Point			86	Lv Beebe		
79	Lv Bismarck	7.32	3.00	102	Lv Kensett		
84	Lv Iron Mountain		★ 3.10	111	Lv Bald Knob		
92	Lv Arcadia-Ironton	f 7.49	3.20	138	Lv Newport	4.45	1.32
111	Lv Annapolis	★ 8.45	★ 3.47	173	Lv Hoxie	★ 5.20	2.10
130	Lv Piedmont		4.15	200	Lv Knobel		
149	Lv Williamsville		★ 4.44	207	Lv Corning	★ 5.55	
169	Ar Poplar Bluff	9.35	5.55	233	Ar Poplar Bluff	6.25	3.15
169	Lv Poplar Bluff	9.45	6.05	233	Lv Poplar Bluff	6.35	3.25
195	Lv Corning		6.33	253	Lv Williamsville		
202	Lv Knobel		6.42	272	Lv Piedmont	★ 7.24	★ 4.15
229	Lv Hoxie	f 10.45	7.30	291	Lv Annapolis		
264	Lv Newport	11.20	8.25	310	Lv Arcadia-Ironton	8.15	5.10
291	Lv Bald Knob		8.59	318	Lv Iron Mountain		
300	Lv Kensett		9.15	323	Lv Bismarck	8.35	5.35
316	Lv Beebe		9.32	338	Lv Mineral Point		
349	Ar Little Rock	1.05	10.30	357	Lv DeSoto		
349	Lv Little Rock	2.30	11.20	392	Ar Broadway	★ 10.23	
372	Lv Benton	2.55	11.44	399	Ar Tower Grove	10.37	7.30
402	Ar Hot Springs Nat'l Park	4.00	12.45	402	Ar ST. LOUIS	11.00	7.50

See Table 17 for complete schedules St. Louis to Little Rock.

See Table 20 for complete schedules Little Rock to St. Louis.

TABLE 1-7-52

24

MEMPHIS — LITTLE ROCK — HOT SPRINGS

	219 Daily	201-831 Daily		Daily	Via Missouri Pacific Bus Lines Daily	Daily	Daily	Daily	Daily	Daily
Lv MEMPHIS	8.00	8.30		6.10	9.00	12.50	3.30	8.00		
Ar Little Rock	11.05	11.45		10.05	12.50	4.20	7.20	11.50		
Lv Little Rock	11.20	2.30		7.30	10.15	1.30	4.30	8.00	12.30	
Benton	11.44	2.55		8.20	11.05	2.20	5.20	8.50	1.10	
Ar HOT SPRINGS	12.45	4.00		9.20	12.05	3.20	6.15	9.50	2.00	
Lv HOT SPRINGS	1.45	8.00		5.00	7.10	10.20	1.00	4.45	10.50	
Benton	2.31	9.00		6.05	8.10	11.20	2.00	5.45		
Ar Little Rock	3.00	9.45		6.55	9.00	12.10	2.50	6.35	12.20	
Lv Little Rock	3.30	2.30		7.30	9.45	12.30	3.00	7.15	12.30	
Ar MEMPHIS	7.00	6.30		11.20	1.35	3.55	6.50	11.05	4.20	

NOTE—Bus Time shown at Little Rock is for Bus Station at Markham & Louisiana St.

TABLE 1-27-52

25

ST. LOUIS — WYNNE — HELENA — MEMPHIS

Miles		3-Bus-220 Daily	Bus Daily	Miles		Bus-4 Daily	Bus-8 Daily
0	Lv ST. LOUIS	7.22		0	Lv MEMPHIS	▲ 6.30	▲ 12.30
3	Lv Tower Grove	7.30		17	Lv Crawfordville	7.20	1.20
10	Lv Broadway	7.45		27	Lv Earle	7.35	1.35
64	Lv Mineral Point	9.10		32	Lv Parkin	7.50	1.50
79	Lv Bismarck	9.45		46	Ar Wynne	8.20	▲ 2.20
92	Lv Arcadia-Ironton	10.07		0	Lv HELENA	▲ 6.00	▲ 12.20
130	Lv Piedmont	11.15		26	Lv Marianna	6.55	1.20
149	Lv Williamsville	11.55		40	Lv Forrest City	7.45	2.00
169	Ar Poplar Bluff	12.30		45	Lv Caldwell	7.55	2.10
169	Lv Poplar Bluff	12.40		55	Ar Wynne	▲ 8.15	2.30
195	Ar Corning	1.18		46	Lv Wynne	▲ 8.25	▲ 2.35
195	Lv Corning	1.18	6.00	53	Lv Vandale	8.37	▲ 2.50
202	Ar Knobel	1.35		59	Lv Cherry Valley	8.50	3.05
202	Lv Knobel	▲ 1.50		64	Lv White Hall	9.00	3.15
223	Lv Paragould	2.40	7.00	70	Lv Harrisburg	9.10	3.30
235	Lv Brookland	3.00	7.20	95	Lv Brookland	10.10	4.30
260	Lv Harrisburg	4.20	8.35	107	Lv Paragould	10.32	4.55
266	Lv White Hall	4.35	8.45	128	Ar Knobel	▲ 11.20	
271	Lv Cherry Valley	4.50	9.00	128	Lv Knobel	11.25	
277	Lv Vandale	5.05	9.15	135	Ar Corning	11.35	▲ 5.55
284	Ar Wynne	▲ 5.20	9.30	135	Lv Corning	11.35	★ 5.55
284	Lv Wynne	▲ 9.15	9.40	161	Ar Poplar Bluff	12.20	6.25
294	Lv Caldwell	9.35	10.00	161	Lv Poplar Bluff	12.30	6.35
299	Lv Forrest City	9.50	10.20	181	Lv Williamsville	12.58	
313	Lv Marianna	10.25	11.00	200	Lv Piedmont	1.30	★ 7.24
339	Ar HELENA	▲ 11.20	11.55	238	Lv Arcadia-Ironton	2.25	8.15
284	Lv Wynne	5.40	9.40	251	Lv Bismarck	2.50	8.35
298	Lv Parkin		10.10	266	Lv Mineral Point	3.11	
303	Lv Earle	6.06	10.20	320	Lv Broadway	f 4.62	★ 10.23
313	Lv Crawfordville		10.35	327	Lv Tower Grove	5.10	10.37
330	Ar MEMPHIS	7.00	11.20	330	Ar ST. LOUIS	5.30	11.00

▲—Via Missouri Pacific Bus Lines — Rail tickets honored — Remains cannot be handled.
f—Stops on signal. ★—Stops to receive or discharge revenue passengers.

THE PUBLIC



Looks at The
RAILROADS

Annually for the past eleven years, America's railroad industry has measured itself against the yardstick of public opinion through the medium of a survey conducted for the Association of American Railroads by Opinion Research Corporation of Princeton, N. J.

Significant among the recently published results of the 1951 survey are these:

- Less than half—45 per cent—of the public favor government operation of the railroads in the event of a full-scale war. Asked why, a majority expressed the opinion strikes could be more effectively prevented under government operation.
- Under peace-time conditions private operation of railroads is the preference of 87 per cent—seven out of eight.
- Nearly two-thirds of the people—63 per cent—consider railroads as the transportation system most important to national defense.
- Confidence in the railroads' ability to handle current freight traffic satisfactorily was expressed by 61 per cent of the people interviewed.
- Of the 37 per cent of the public aware of recent freight rate increases three-fourths felt these were necessary and justified and only one-sixth believed the increases would have any substantial effect on retail prices.

LOUISIANA



OTHER NATIONALITIES and races have contributed notably to the development of Louisiana but this historic southern state was a stronghold of France, the gateway for French exploration and settlement throughout the Mississippi Valley. So, in Louisiana today there still are parishes instead of counties, French names predominate among people and places and, in some sections, French is almost as much the every day language as English.

Hernando de Soto claimed what is now Louisiana for Spain in 1541 but Robert Cavalier de La Salle proclaimed all the Mississippi Valley region as French territory in 1682, naming it "Louisiana" in honor of Louis XIV. Ceded to Spain by treaty in 1762, Louisiana was restored to France by another treaty in 1800, and then became United States territory in the historic Louisiana Purchase of 1803. Louisiana joined the union as the nineteenth state in April, 1812.

Because of its rich soil, favorable climate and abundant rainfall Louisiana was long a primarily agricultural state with cotton, corn, sugar cane, rice, sweet potatoes, citrus fruits and truck vegetables as the principal revenue crops. The state's fish, shrimp and oyster industries rank among the first in the nation


and its trappers produce more fur than any other state or any of the Canadian provinces.

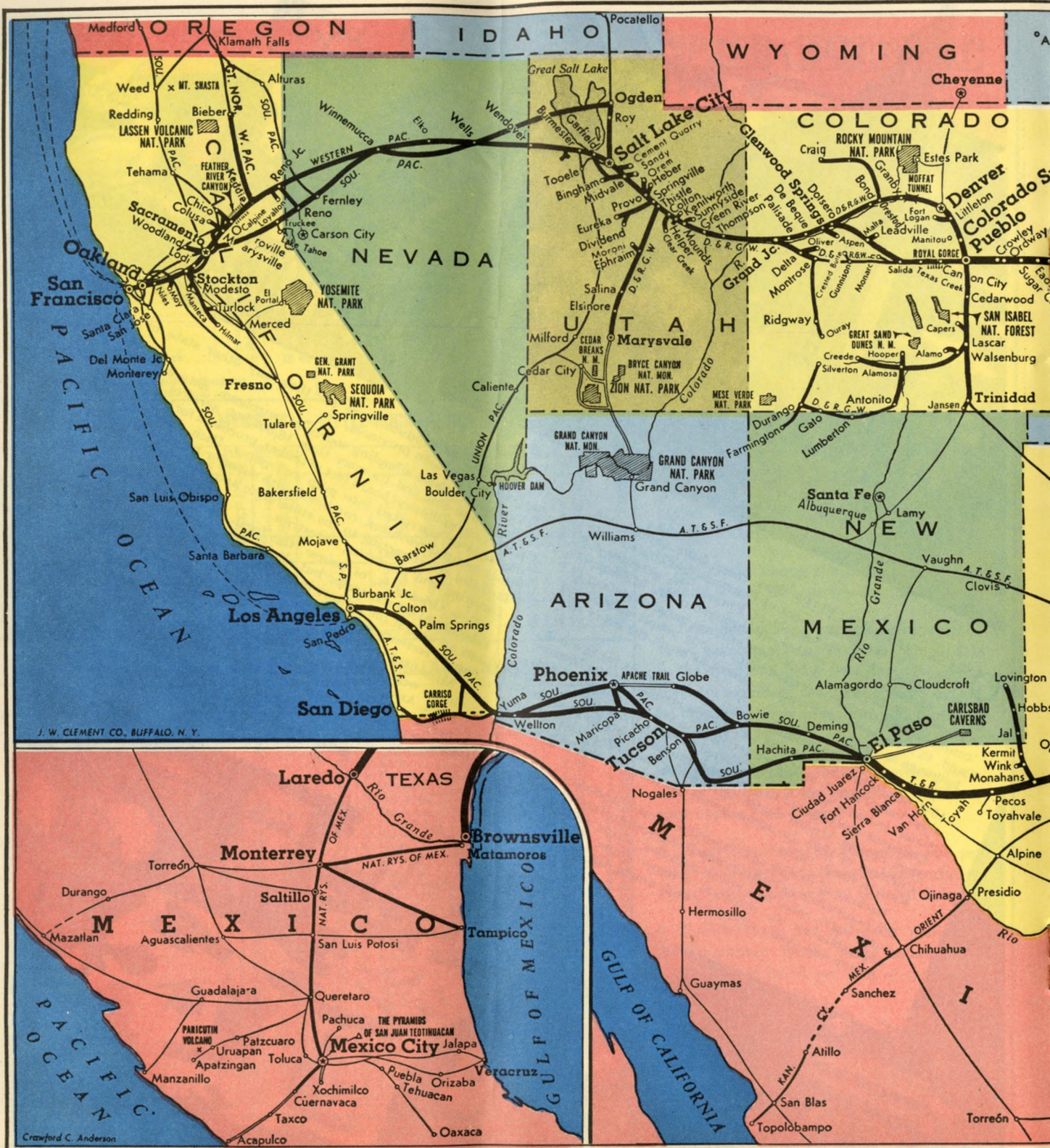
Louisiana is also a leading source of petroleum, natural gas, sulphur and salt and its more than 16,000,000 acres of forest lands yield millions of board feet of timber, processed for building material or converted into pulp and paper. Rich reserves of these natural resources, combined with superior transportation facilities are attracting to the state more and more new manufacturing and processing industries.

New Orleans is, of course, the focal point for Louisiana's substantial tourist traffic but almost every section of the state has an appeal for visitors in the form of historic landmarks or superb recreational facilities.

Missouri Pacific rails link Louisiana with its neighbor, Texas, to the west and with the North and Northwest through Little Rock, Ark., St. Louis and Kansas City, Mo. They serve directly seven of the ten largest cities in the state, including the major ports of Baton Rouge, New Orleans and Lake Charles.

No. 7 in a series of color pages featuring the states served by Missouri Pacific Lines.





J. W. CLEMENT CO., BUFFALO, N. Y.

Crawford C. Anderson



MISSOURI PACIFIC LINES

"A Service Institution"

INDICATES HIGHWAY SERVICE

64,285 TONS OF NEW RAIL FOR MO. PAC. IN 1952

WELL-KEPT TRACKS are increasingly necessary for the safe and dependable operation of today's swift, passenger streamliners and longer, heavier, diesel-powered freight carriers. That is why the Missouri Pacific, like every progressive, modern railroad, continues each year a consistent program of rail replacement.

During 1952, new and heavier rail will be laid along 302 miles of Missouri Pacific main line. To supply this program the railroad purchased approximately 64,285 tons of new rail plus additional tonnages of such accessory track material as tie plates, rail anchors, angle bars, bolts, frogs, switches, guard rails and joints.



You Can Travel

MO PAC.



On The Highways

Missouri Pacific Bus Lines Offer:

- ★ Modern motor coach transportation over 5,300 miles of highway through the West, South and Southwest.
- ★ A wide choice of time-saving through and local schedules.
- ★ Direct connections at all major terminals with other principal bus lines reaching the North, East and Southeast.
- ★ Money-saving fares every day—additional savings on round trip tickets.
- ★ Economical and efficient small package express service.

For complete information about fares, schedules and connections, visit or phone the nearest Missouri Pacific Bus Lines ticket office.

R. J. McDermott
Vice-President
Missouri Pacific
Bus Lines
St. Louis 3, Mo.



TABLE
10-14-51

26

ST. LOUIS — MEMPHIS — AUSTIN
— SAN ANTONIO — MEXICO

Miles		21 Daily	31 Daily	37 Daily	Miles		22 Daily	32 Daily	38 Daily
0	Lv ST. LOUIS	5.30	5.35	12.45		N de M			
	Lv MEMPHIS	8.30	8.30	8.00	0	Lv MEXICO CITY	8.20		
349	Lv LITTLE ROCK	12.20	1.35	11.25	326	Lv SAN LUIS POTOSI	6.35		
493	Ar TEXARKANA	3.00	4.50	2.30	635	Lv MONTERREY	3.50		
493	Lv TEXARKANA(T&P)	3.10	5.15	4.15	801	Ar NUEVO LAREDO	8.00		
583	Ar Longview	4.45	7.00	6.50	0	Lv LAREDO (I-GN)	9.05		
0	Lv Longview(I-GN)	4.50	7.15	7.10	39	Lv Encinal	10.09		
12	Lv Kilgore	★5.05	7.35	7.28	56	Lv Artesia Wells	f10.35		
22	Lv Overton		7.52	7.46	67	Lv Cotulla	10.55		
29	Lv Arp			7.56	73	Lv Gardendale	f11.07		
36	Ar Troup	★5.34	8.13	8.14	77	Lv Millett	11★15		
	Lv Tyler	▲4.45	▲7.20	▲7.20	84	Lv Dilley	11.28		
	Ar Troup	▲5.25	▲8.00	▲8.00	91	Lv Derby	f11.39		
					100	Lv Pearsall	11.56		
36	Lv Troup	★5.34	8.13	8.14	112	Lv Moore	f12.15		
42	Lv Gould			8.41	121	Lv Devine	12.32		
54	Lv Jacksonville	★5.54	8.37		126	Lv Natalia	f12.40		
61	Lv Ironton				131	Lv Lytle	12.50		
65	Lv Prices				141	Lv Von Ormy	f 1.05		
70	Lv Neches			9.19	154	Ar SAN ANTONIO	1.30		
81	Ar Palestine	6.30	9.25	9.50		Lv CORPUS CHRISTI	9.50	11.45	
81	Lv Tucker	6.45	9.40	★10.32	154	Lv SAN ANTONIO	2.10	8.15	8.15
91	Lv Oakwood			f10.42	157	Lv Monte Vista	2.17	8.24	8.23
99	Lv Keachi			f10.54	165	Lv Wetmore			8.34
107	Lv Buffalo			f11.07	185	Lv New Braunfels	★2.48	9.04	9.02
118	Lv Jewett		10.36	f11.18	196	Lv Hunter			★9.16
125	Lv Marquez			f11.33	203	Lv San Marcos	★3.06	9.30	9.30
136	Lv Ridge			f11.49	212	Lv Kyle			9.44
145	Lv Easterly			f12.06	218	Lv Buda			9.55
154	Lv New Baden			f12.12	223	Lv Manchaca			10★00
158	Lv Franklin		11.19	12.19	233	Ar AUSTIN	3.43	10.25	10.35
171	Lv Hearne	★8.22	11.36	12.45	246	Lv McNeil	3.43	10.25	10.35
175	Lv Valley Jct.		12.03	1.00	251	Lv Round Rock			11.07
181	Lv Gause			1.09	259	Lv Hutto			11.20
191	Lv Milano		12.30	1.38	268	Lv Taylor	4.26	11.15	11.45
200	Lv Rockdale	f 8.52	12.42	1.56	274	Lv Thrall			11.57
214	Lv Thorndale			2.23	280	Lv Thorndale			12.08
220	Lv Thrall			2.39	294	Lv Rockdale	f 4.53	11.49	12.28
226	Lv Taylor	9.23	1.28	3.05	303	Lv Milano		11.59	12.39
235	Lv Hutto			3.25	313	Lv Gause			1.09
243	Lv Round Rock			3.37	319	Lv Valley Jct.		12.45	1.25
248	Lv McNeil			3.49	323	Lv Hearne	★5.23	12.54	1.52
261	Ar AUSTIN	10.00	2.24	4.35	336	Lv Franklin		1.09	2.12
261	Lv Manchaca	10.00	2.24	4.35	340	Lv New Baden			2.20
276	Lv Buda			4.55	344	Lv Easterly			2.30
276	Lv Buda			5.04	349	Lv Ridge			2.40
282	Lv Kyle			5.15	358	Lv Marquez			2.55
291	Lv San Marcos	10★36	3.13	5.35	369	Lv Jewett		1.52	3.15
298	Lv Hunter			5.48	376	Lv Buffalo			3.32
309	Lv New Braunfels	10★57	3.35	6.04	387	Lv Keachi			3.44
329	Lv Wetmore			6.38	395	Lv Oakwood			4.02
337	Lv Monte Vista	11.29	4.13	6.52	403	Lv Tucker			★4.18
340	Ar SAN ANTONIO	11.40	4.25	7.10	413	Ar Palestine	7.00	2.50	4.40
	Ar CORPUS CHRISTI	4.25	4.35	4.25	413	Lv Palestine	7.20	3.05	5.30
340	Lv SAN ANTONIO	12.05			424	Lv Neches			f 5.45
353	Lv Von Ormy	f12.30			429	Lv Prices			
363	Lv Lytle	12.50			433	Lv Ironton			
368	Lv Natalia	f12.59			440	Lv Jacksonville	★7.53	3.47	6.22
373	Lv Devine		1.08		452	Lv Gould			
382	Lv Moore	f 1.20			458	Ar Troup	★8.14	4.14	6.54
394	Lv Pearsall	f 1.39				Lv Troup	▲8.20	▲4.20	8.20
403	Lv Derby	f 1.51				Ar Tyler	▲9.00	▲5.05	9.00
410	Lv Dilley	2.03			458	Lv Troup	★8.14	4.14	6.54
417	Lv Millett	★2.14			465	Lv Arp			7.04
421	Lv Gardendale	f 2.25			472	Lv Overton		4.35	7.16
427	Lv Cotulla	2.37			482	Lv Kilgore	★8.42	4.50	7.35
438	Lv Artesia Wells	f 2.55			494	Ar Longview	9.00	5.15	8.10
455	Lv Encinal	3.20				Lv Longview (T&P)	9.05	5.30	8.30
494	Ar LAREDO	4.20			494	Ar TEXARKANA	10.40	7.35	11.30
	N de M				584	Lv TEXARKANA	10.50	7.50	12.05
496	Lv NUEVO LAREDO	6.00			728	Ar LITTLE ROCK	1.20	11.15	3.05
652	Ar MONTERREY	10.15			877	Ar MEMPHIS	6.30	6.30	7.00
973	Ar SAN LUIS POTOSI	8.55			1077	Ar ST. LOUIS	8.20	7.50	11.00
1297	Ar MEXICO CITY	8.00							

▲—Via bus-rail tickets honored — remains cannot be handled.
★—stops to receive or discharge revenue passengers.
f—stops on signal.

TABLE
1-6-52**29**NEW ORLEANS — BEAUMONT — HOUSTON —
RIO GRANDE VALLEY

Miles		3-15 Daily	9-11 Daily	Miles		12-10 Daily	16-4 Daily
0	Lv NEW ORLEANS (Union Station)	8.35	10.10	0	Lv MISSION	6.00	6.30
4	Lv Garyville	8.42	10.17	15	Lv BROWNSVILLE	6.45	6.15
38	Lv Lutchter	9.28	11.03	40	Lv HARLINGEN	7.30	9.15
43	Lv Convent	9.34	11.09	152	Lv CORPUS CHRISTI	9.50	11.45
51	Lv Burnside	9.43	11.18	387	Ar HOUSTON	3.15	7.30
62	Lv BATON ROUGE	10.45	12.20	0	Lv HOUSTON	9.35	9.05
90	Lv Anchorage	11.22	12.57	13	Lv Dyersdale		
99	Lv Westover			21	Lv Harmaston		
107	Lv Erwinville	11.34		27	Lv Huffman		9.47
117	Lv Livonia	11.46		31	Lv Eastgate		
122	Lv Lottie	11.53	★ 1.26	42	Lv Kenefick		
129	Lv Krotz Springs	12.07		50	Lv Hardin		10.14
141	Lv Port Barre	12.24	f 1.56	55	Lv Hull	★ 10.48	10.20
146	Lv Opelousas	12.32	f 2.06	61	Lv Strain		
155	Lv Lawtell			69	Lv Grayburg	★ 11.02	10.40
169	Lv Eunice	1.06	2.52	76	Lv Westbury		
179	Lv Basile	1.20	★ 3.07	89	Ar BEAUMONT	11.35	11.15
185	Lv Elton	1.28	★ 3.14	89	Lv Mauriceville	11.45	11.25
195	Ar Kinder	1.55	3.35	106	Lv De Quincy	12.05	11.45
195	Lv Le Blanc	1.55	3.35	136	Lv Ragley	12.45	12.30
201	Lv Reaves			148	Lv Reaves		11.02
207	Lv Ragley	f 2.14		160	Lv Le Blanc		
219	Lv DeQuincy	2.50	4.30	166	Lv Kinder	1.38	1.33
261	Lv Mauriceville	3.25	f 5.05	172	Ar Kinder	1.38	1.33
278	Ar BEAUMONT	3.50	5.30	172	Lv Elton	★ 1.50	1.50
278	Lv Westbury	4.00	5.40	188	Lv Basile	★ 1.58	1.58
291	Lv Grayburg	4.33	★ 6.14	198	Lv Eunice	2.22	2.26
306	Lv Strain			212	Lv Lawtell		
312	Lv Hull	4.49	★ 6.28	219	Lv Opelousas	2.55	3.03
317	Lv Hardin	f 4.58		226	Lv Port Barre		3.15
325	Lv Kenefick			238	Lv Krotz Springs		3.31
336	Lv Eastgate			245	Lv Lottie	★ 3.35	3.35
340	Lv Huffman	f 5.23		250	Lv Livonia		f 3.48
346	Lv Harmaston			260	Lv Erwinville		f 4.09
354	Lv Dyersdale			268	Lv Westover	4.18	4.23
367	Ar HOUSTON	6.10	7.50	272	Lv Anchorage	4.55	5.00
367	Lv HOUSTON	9.20	10.45	277	Ar BATON ROUGE	5.38	5.43
602	Ar CORPUS CHRISTI	4.35	4.25	316	Ar Convent	5.49	5.54
714	Ar HARLINGEN	6.45	6.50	324	Lv Lutchter	5.57	6.02
739	Ar BROWNSVILLE	8.00	7.40	329	Ar Garyville	6.03	6.08
754	Ar MISSION	8.55	8.20	363	Ar (Carrollton Ave.)	6.51	6.56
				367	Ar NEW ORLEANS (Union Station)	7.05	7.15

TABLE

30

HOUSTON — GALVESTON

	Daily Service	S.Fe	M.P.	S.Fe		Daily Service	S.Fe	M.P.	S.Fe
Lv	HOUSTON	8.20	10.25	7.10	Lv	GALVESTON	6.45	2.00	7.30
Ar	GALVESTON	9.50	12.01	8.15	Ar	HOUSTON	7.50	3.25	9.10

Interchange honoring of revenue local and interline tickets. Bus service between Houston-Galveston via Texas Bus Lines, Inc. Rail tickets honored.

TABLE
6-24-51**31**

HOUSTON — BAYTOWN

(Electric Line)

Lv. Houston (Union Station) 5.00 p. m., daily.

Lv. Baytown 4.25 p. m., daily.

Via bus between Union Station (downtown district) and MK Yard, thence motor rail coach between MK Yard and Baytown. Running time between Houston (Union Station) and Baytown 1 hr. 30 min.

TABLE

32

TROUP — TYLER

VIA OILFIELD COACHES — RAIL TICKETS HONORED

Lv	TROUP	5.45	8.20	4.20	8.20	Lv	TYLER	4.45	7.20	7.20
Ar	TYLER	6.25	9.00	5.05	9.00	Ar	TROUP	5.25	8.00	8.00

▲—Via Missouri Pacific Bus Lines — rail tickets honored — remains cannot be handled.

f—Stops on signal.

★—Stops to receive or discharge revenue passengers.

†—Stops for revenue passengers to or from Opelousas and points beyond.

TABLE
10-14-51**33**

HOUSTON — VALLEY JUNCTION

Miles		18 Daily	Miles		17 Daily
0	Lv HOUSTON	8.30	0	Lv VALLEY JCT.	12.45
13	Lv Aldine	f 8.55	9	Lv Mumford	12.58
23	Lv Spring	f 9.07	23	Lv Bryan	1.19
30	Lv Hufsmith	f 9.23	27	Lv College Station	1.25
45	Lv Magnolia	f 9.39	52	Lv Navasota	2.04
55	Lv Stoneham	f 9.58	69	Lv Stoneham	f 2.19
72	Lv Navasota	10.12	79	Lv Magnolia	f 2.38
97	Lv College Station	10.54	94	Lv Hufsmith	f 2.52
101	Lv Bryan	11.00	101	Lv Spring	3.06
115	Lv Mumford	11.21	111	Lv Aldine	f 3.17
124	Ar VALLEY JCT.	11.45	124	Ar HOUSTON	3.50

TABLE
10-14-51**34**

CRYSTAL CITY — UVALDE

Miles		Mixed Daily Ex. Sun.	Miles		Mixed Daily Ex. Sun.
0	Lv Crystal City	8.00	0	Lv Uvalde Jct.	11.10
18	Lv La Pryor	9.00	2	Lv Uvalde	11.45
39	Ar Uvalde	10.25	23	Lv La Pryor	1.05
41	Ar Uvalde Jct.	10.40	41	Ar Crystal City	2.15

The AMERICAN RAILROADS Present

Stars of screen, stage, radio

with GORDON MacRAE on NBC

The RAILROAD HOUR

FAMOUS MUSICAL SHOWS

Every Monday Night

TABLE 1-23-52 **35**

BASTROP — MONROE — NATCHEZ

Via Missouri Pacific Bus Lines
Rail tickets honored—Remains cannot be handled.

	Bus Daily	Bus Daily	Bus Daily		Bus Daily	Bus Daily	Bus Daily
Lv Bastrop.....	6.15	1.23	Lv Natchez.....	7.00	11.00	2.15
Lv Collinston.....	6.35	Lv Vidalia.....	7.08	11.08	2.23
Lv Oak Ridge.....	7.10	Lv Ferriday.....	7.25	11.25	2.38
Ar Rayville.....	8.00	Lv Clayton.....	7.37	11.37	2.50
Lv Monroe.....	7.30	2.20	5.15	Lv Greenville.....	f	f	f
Ar Rayville.....	8.10	3.00	5.55	Lv Sicily Island.....	7.55	11.55	3.08
Lv Rayville.....	8.10	3.00	5.55	Lv Wisner.....	8.18	12.18	3.25
Lv Archibald.....	8.30	3.16	6.13	Lv Gilbert.....	8.27	12.27	3.34
Lv Mangham.....	8.35	3.23	6.17	Lv Winnsboro.....	8.50	12.50	4.05
Lv Baskin.....	8.43	3.29	6.24	Lv Baskin.....	9.01	1.01	4.17
Lv Winnsboro.....	9.06	3.44	6.39	Lv Mangham.....	9.08	1.08	4.22
Lv Gilbert.....	9.24	3.59	6.54	Lv Archibald.....	9.12	1.12	4.27
Lv Wisner.....	9.33	4.07	7.02	Ar Rayville.....	9.30	1.30	4.45
Lv Sicily Island.....	9.50	4.22	7.17	Ar Monroe.....	10.10	2.10	5.25
Lv Greenville.....	f	f	f	Lv Rayville.....	4.50
Lv Clayton.....	10.08	4.40	7.35	Lv Oak Ridge.....	5.40
Lv Ferriday.....	10.20	4.52	7.46	Ar Collinston.....	6.05
Ar Vidalia.....	10.37	5.07	8.02	Ar Bastrop.....	11.25	3.25	6.25
Ar Natchez.....	10.45	5.15	8.10				

TABLE 5-13-51 **36**

ST. LOUIS — MEMPHIS — LITTLE ROCK — EL DORADO — MONROE

Miles	31-821 Daily	7 Daily	Miles	822-32 Daily	8 Daily
Lv ST. LOUIS.....	5.35	12.45	0	Lv MONROE.....	3.00
Ar LITTLE ROCK.....	1.05	10.30	20	Ar Collinston.....	3.30
Lv MEMPHIS.....	8.30	8.00	20	Lv Collinston.....	3.40
Ar LITTLE ROCK.....	11.45	11.05	27	Lv Bastrop.....	3.55
Lv LITTLE ROCK.....	1.35	11.25	44	Lv White, Ark.....	4.29
Ar Gurdon.....	2.55	12.55	56	Lv Felsenthal.....	4.50
0	Lv Gurdon.....	6.05	68	Lv Strong.....	5.15
7	Lv Whelen Springs.....	6.17	72	Lv Payne.....	f 5.25
12	Lv Reader.....	6.25	77	Lv Lawson.....	5.38
19	Lv Chidester.....	6.37	88	Ar EL DORADO.....	6.00
26	Lv Lester.....	f 6.49	88	Lv EL DORADO.....	6.30
34	Lv Camden.....	7.10	88	Lv Norphlet.....	6.43
48	Lv Louann.....	7.33	97	Lv Smackover.....	6.57
53	Lv Smackover.....	7.45	102	Lv Louann.....	7.04
58	Lv Norphlet.....	7.55	107	Lv Camden.....	7.32
67	Ar EL DORADO.....	8.20	121	Lv Lester.....	f 7.48
67	Lv EL DORADO.....	8.35	129	Lv Lester.....	f 7.48
78	Lv Lawson.....	9.10	136	Lv Chidester.....	8.05
82	Lv Payne.....	f 9.10	143	Lv Reader.....	8.18
87	Lv Strong.....	9.20	148	Lv Whelen Springs.....	8.26
99	Lv Felsenthal.....	9.44	155	Ar Gurdon.....	8.45
111	Lv White, Ark.....	10.06	155	Lv Gurdon.....	9.15
128	Lv Bastrop, La.....	10.36	236	Ar LITTLE ROCK.....	11.15
135	Ar Collinston.....	10.50	236	Lv LITTLE ROCK.....	2.30
135	Lv Collinston.....	11.00	385	Ar MEMPHIS.....	6.30
155	Ar MONROE.....	11.30	236	Lv LITTLE ROCK.....	11.59
			585	Ar ST. LOUIS.....	7.50

TABLE 9-5-51 **37**

EL DORADO — GREENVILLE

Via Missouri Pacific Bus Lines
Rail tickets honored—Remains cannot be handled.

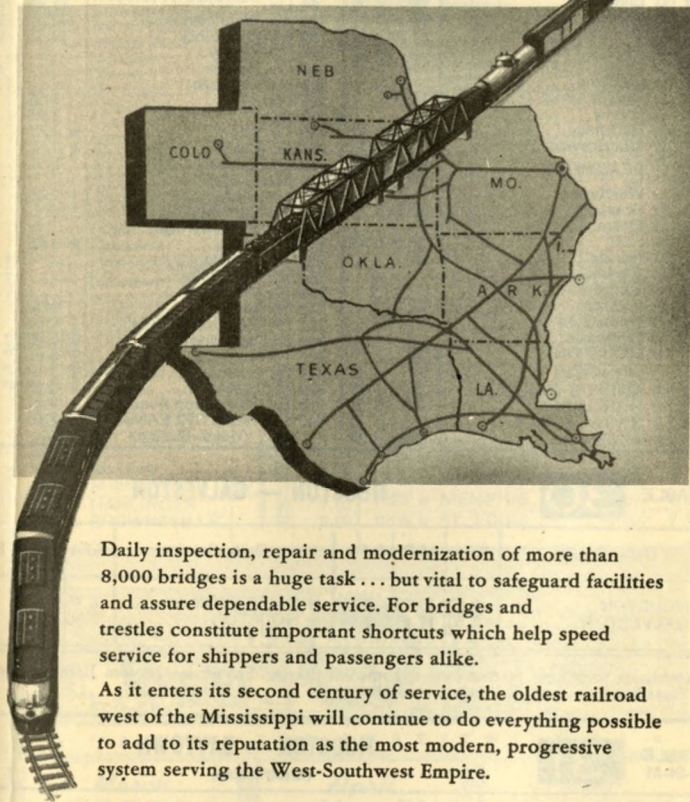
	Bus Daily	Bus Daily	
Lv Greenville.....	7.15	Lv El Dorado.....	4.45
Lv Lake Village.....	7.50	Lv Crossett.....	6.30
Lv Montrose.....	8.10	Lv Hamburg.....	6.55
Lv Snyder.....	8.25	Lv Mist.....	f
Lv Mist.....	f	Lv Snyder.....	7.15
Ar Hamburg.....	8.45	Lv Montrose.....	7.30
Ar Crossett.....	9.10	Lv Lake Village.....	7.50
Ar El Dorado.....	10.55	Ar Greenville.....	8.25

f—Stops on signal.

▲—Via Missouri Pacific Bus Lines—rail tickets honored — remains cannot be handled

MO-PAC

...maintains almost a bridge a mile in its 10,000 mile system



Daily inspection, repair and modernization of more than 8,000 bridges is a huge task... but vital to safeguard facilities and assure dependable service. For bridges and trestles constitute important shortcuts which help speed service for shippers and passengers alike.

As it enters its second century of service, the oldest railroad west of the Mississippi will continue to do everything possible to add to its reputation as the most modern, progressive system serving the West-Southwest Empire.



SERVING THE WEST-SOUTHWEST EMPIRE

OVERNIGHT



or DAYLIGHT



Between NEW ORLEANS • BATON ROUGE BEAUMONT • HOUSTON

Either way, you are sure of the relaxed, restful comfort of modern train travel accommodations when you choose the Missouri Pacific Way between Houston and New Orleans. Both The HOUSTONIAN, overnight, and the daytime ORLEANEAN provide smooth-rolling diesel-powered speed with easy starting and stops. Both offer de luxe modern coaches and sleeping cars, plus fast, convenient schedules and direct connections—at New Orleans for the Southeast, at Houston for Corpus Christi and the Rio Grande Valley.

See Table 29, Page 55 for complete schedules.

Daily on The Orleanean:
Through Sleeping Car Service between
NEW ORLEANS • OAKLAND, CALIF.
Car-to-car Transfer for
Through Service to Los Angeles

TABLE
1-3-52

39

MEMPHIS — HELENA — TALLULAH — NATCHEZ

Miles		335-103 Daily	Bus Daily	Miles		116-334 Daily	Bus Daily
0	Lv MEMPHIS.....	4.09	8.05	0	Lv NEW ORLEANS...	7.50	
8	Lv Wimef.....	4.15		194	Lv Alexandria.....	1.25	
9	Lv Hulbert.....			292	Lv Monroe.....	3.55	
18	Lv Neuhardt.....	f 4.28	8.50	385	Ar McGehee.....	6.10	
23	Lv Chatfield.....	f 4.34	9.05				
29	Lv Hughes.....	4.42	9.20				
38	Lv Brickeys.....	4.53	9.35				
51	Lv Marianna.....	5.10	10.00	385	Lv McGehee.....	6.45	
63	Lv Lexa.....	5.29	10.25	391	Lv McArthur.....	f 6.52	
76	Ar HELENA.....	5.54	10.55	397	Lv Rohwer.....	7.00	
94	Lv Oneida.....	6.38		412	Lv Watson.....	7.13	
106	Lv Elaine.....	6.59		412	Lv Medina.....	f 7.23	
115	Lv Mellwood.....	7.13		415	Lv Benzal.....	f	
129	Lv Snow Lake.....	7.33		418	Lv Mozart.....	f 7.34	
135	Lv Mozart.....	f 7.43		424	Lv Snow Lake.....	7.44	
138	Lv Benzal.....	f		438	Lv Mellwood.....	8.07	
141	Lv Medina.....	f 7.51		447	Lv Elaine.....	8.21	
147	Lv Watson.....	8.05		459	Lv Oneida.....	8.40	
156	Lv Rohwer.....	8.17		477	Ar HELENA.....	9.19	
162	Lv McArthur.....	f 8.30		477	Lv Lexa.....	9.23	
168	Ar McGehee.....	8.45		490	Lv Lexa.....	9.45	
				502	Lv Marianna.....	10.03	
				515	Lv Brickeys.....	10.21	
				524	Lv Hughes.....	10.37	
				530	Lv Chatfield.....	f10.44	
168	Lv McGehee.....	8.50		535	Lv Neuhardt.....	f10.51	
261	Ar Monroe.....	11.25		544	Lv Hulbert.....		
359	Ar Alexandria.....	1.40		545	Lv Wimef.....	11.04	
553	Ar New Orleans.....	7.00		553	Ar MEMPHIS.....	11.30	4.35

TABLE
1-23-52

40

McGEHEE — DERMOTT — WARREN

Miles		Bus Daily	Miles		Bus Daily
0	Lv McGEHEE.....	6.10	0	Lv WARREN.....	5.40
8	Lv Dermott.....	6.25	7	Lv Wilmar.....	5.55
15	Lv Collins.....	6.32	16	Lv Monticello.....	6.15
30	Lv Monticello.....	7.10	21	Lv Collins.....	6.53
39	Lv Wilmar.....	7.30	28	Lv Dermott.....	7.00
46	Ar WARREN.....	7.45	46	Ar McGEHEE.....	7.15

TABLE
5-13-51

41

NEELYVILLE, NAYLOR, DONIPHAN

Miles		897 Mixed Ex. Sun.	Miles		898 Mixed Ex. Sun.
0	Lv NEELYVILLE.....	1.30	0	Lv DONIPHAN.....	9.40
6	Ar NAYLOR.....	1.45	9	Lv OXLY.....	10.10
11	Ar OXLY.....	2.00	14	Lv NAYLOR.....	10.30
20	Ar DONIPHAN.....	3.00	20	Ar NEELYVILLE.....	11.30

▲—Via Missouri Pacific Bus Lines—rail tickets honored — Remains cannot be handled.
f—Stops on signal. ★—Stops to receive or discharge revenue passengers.

RAIL-AUTO TRAVEL PLAN



Next time you travel try the Rail-Auto Plan. Ride to your destination swiftly, safely, comfortably by train. An automobile is ready for your use at your destination. For full particulars . . .

Ask Any MISSOURI PACIFIC Ticket Agent

TABLE
1-9-52

42

FT. SMITH AND PARIS

Via Missouri Pacific Bus Lines
Rail tickets honored—Remains cannot be handled.

Miles		Bus Daily	Bus Daily	Miles		Bus Daily	Bus Daily
0	Lv FT. SMITH.....	8.00	4.30	0	Lv PARIS.....	11.00	f
10	Lv Barling.....	f	f	9	Lv Ratcliff.....	11.14	f
11	Lv Camp Chaffee.....	8.14	4.45	13	Lv Branch.....	11.21	f
13	Lv Central City.....	f	f	18	Lv Charleston.....	11.29	f
18	Lv Lavaca.....	f	4.53	23	Lv Ursula.....	f	f
19	Lv Bloomer.....	f	5.00	28	Lv Bloomer.....	11.41	f
23	Lv Ursula.....	f	f	29	Lv Lavaca.....	11.48	f
28	Lv Charleston.....	8.40	5.12	33	Lv Central City.....	f	f
33	Lv Branch.....	f	5.20	35	Lv Camp Chaffee.....	11.56	f
37	Lv Ratcliff.....	f	5.27	36	Lv Barling.....	f	f
46	Ar PARIS.....	9.06	5.42	46	Ar FT. SMITH.....	12.10	f

TABLE
7-22-50

43

HOPE AND NASHVILLE

Miles		Bus Daily	Bus Daily	Miles		Bus Daily	Bus Daily
0	Lv HOPE.....	8.00	2.30	0	Lv NASHVILLE.....	9.40	4.30
9	Lv Washington.....	8.20	2.50	10	Lv Ozan.....	10.00	4.50
15	Lv Ozan.....	8.30	3.00	16	Lv Washington.....	10.10	5.00
25	Ar NASHVILLE.....	8.50	3.20	25	Ar HOPE.....	10.30	5.17

TABLE
4-23-51

44

ALGIERS AND VENICE

Miles		Bus Daily	Bus Daily	Bus Daily	Miles		Bus Daily	Bus Daily
0	Lv ALGIERS.....	7.50	3.50	6.50	0	Lv VENICE.....	f	6.35
9	Lv Belle Chasse.....	8.17	4.17	7.17	12	Lv Triumph.....	f	7.10
27	Lv Myrtle Grove.....	8.50	4.50	7.50	14	Lv Buras.....	6.15	7.15
47	Lv Port Sulphur.....	9.23	5.23	8.23	29	Lv Port Sulphur.....	6.44	7.46
62	Lv Buras.....	9.50	5.50	8.50	49	Lv Myrtle Grove.....	7.18	8.20
64	Lv Triumph.....	9.55	f	8.55	67	Lv Belle Chasse.....	7.47	8.51
76	Ar VENICE.....	10.30	f	9.30	76	Ar ALGIERS.....	8.10	9.15

TABLE
1-30-52

45

HOUSTON, ANGLETON AND FREEPORT

Via Missouri Pacific Bus Lines
Rail tickets honored—Remains cannot be handled.

	Bus Daily	Bus Daily	Bus Daily	Bus Daily		Bus Daily	Bus Daily	Bus Daily	Bus Daily
Lv HOUSTON (Bus Sta.)..	5.15	10.30	3.15	5.45	Lv FREEPORT.....	8.10	11.10	4.20	7.00
Lv Alameda.....	f	10.55	3.40	6.10	Lv Velasco.....	8.15	11.15	f	7.05
Lv Fresno.....	f	11.02	3.47	6.17	Ar Angleton.....	8.50	11.45	5.15	7.40
Lv Arcola.....	f	11.06	3.51	6.21	Lv Angleton.....	8.50	12.15	5.15	7.40
Lv Hawdon.....	f	11.08	3.53	6.23	Lv Anchor.....	f	f	f	f
Lv Juliff.....	f	11.11	3.56	6.26	Lv Chenango.....	f	f	f	f
Lv Sandy Point.....	f	11.19	4.04	6.34	Lv Sandy Point.....	9.16	f	f	8.06
Lv Chenango.....	f	f	f	f	Lv Juliff.....	9.24	f	f	8.14
Lv Anchor.....	f	f	f	f	Lv Hawdon.....	9.27	f	f	8.17
Ar Angleton.....	6.15	11.45	4.30	7.05	Lv Arcola.....	9.29	f	f	8.19
Lv Angleton.....	6.15	11.50	4.30	7.05	Lv Fresno.....	9.33	f	f	8.21
Lv Velasco.....	f	12.20	5.00	7.38	Lv Alameda.....	9.40	f	f	8.30
Ar FREEPORT.....	7.00	12.30	5.10	7.45	Ar HOUSTON (Bus Sta.)..	10.05	1.15	6.25	8.55

TABLE
2-18-51

46

PHELPS AND HUNTSVILLE

Miles		Frt. Ex. Su.	Bus Daily	Bus Daily	Miles		Frt. Ex. Su.	Bus Daily	Bus Daily
0	Lv PHELPS.....	2.45	8.35	5.25	0	Lv HUNTSVILLE.....	7.00	8.00	4.45
7	Ar HUNTSVILLE.....	3.15	9.00	5.50	7	Ar PHELPS.....	7.30	8.25	5.10

Bus Passengers handled by East Texas Motor Coaches.
Remains cannot be handled.



Passenger Sailings From and To NEW ORLEANS

Alcoa Steamship Co., Inc.

Weekly sailings on 16-day cruises to Kingston, Jamaica; La Guaira, Puerto Cabello and Guanta, Venezuela; Port of Spain, Trinidad; alternating with Willemstadt, Curacao and Ciudad Trujillo, Dominican Republic. Fortnightly freighter cruise sailings to Venezuela, Dutch West Indies and British West Indies. Weekly sailings to Puerto Rico.

Delta Line

Fortnightly cruise ship sailings to Brazil, Uruguay, Argentina. Fortnightly service by freighter to South America and West Africa.

Lykes Brothers Steamship Co., Inc.

Passenger accommodations on fast freighters to: United Kingdom, Germany, Scandinavian, French Atlantic Ports, Mediterranean, Adriatic, South and East African Ports and ports in Japan, Korea, Philippines, Indonesia, Malaya and Singapore.

Standard Fruit and Steamship Co.

Weekly sailings on 10-day cruise to Havana and La Ceiba. Weekly sailings to Guayaquil, Ecuador. Fortnightly sailings to Puerto Barrios, Guatemala.

United Fruit Company

Sailings weekly on 12-day cruise to Panama, Canal Zone and Tela, Honduras. Fortnightly 11-day cruises to Havana, Cuba, Puerto Barrios, Guatemala and Tela, Honduras. Fortnightly 25-day tours to Guatemala and the Mayan Highlands via Havana, Cuba.

Waterman Steamship Corp.

Weekly sailings to Puerto Rico; semi-monthly sailings to Bremen, Hamburg, Rotterdam, Antwerp and French Ports. Semi-monthly sailings to Yokohama, Kobe and Manila with occasional calls at Pusan, Korea.

Pan Atlantic Steamship Corp.

Coastwise weekly sailings New Orleans-Boston or New York via Mobile, Panama City, Tampa and Georgetown.

GALVESTON

Lykes Brothers Steamship Co., Inc.

Regular sailings to Puerto Rico, Cuba, Dominican Republic, Haiti, Colombia, Venezuela, United Kingdom, South and East Africa, Mediterranean, North Africa and Near East Ports, Continental Europe, Scandinavia, Baltic and Oriental Ports.

MO. PAC. Offers The "SPEEDBOX"

For Safer
Economical
Handling of
L. C. L.
Freight



This efficient and economical innovation in freight handling is an increasingly popular feature of Eagle Merchandise Service inaugurated by the Missouri Pacific Lines on a limited basis a comparatively short time ago, following two years of study and experiment. Due to growing popularity the service has since been extended several times and further extensions are contemplated.

Briefly, a "Speedbox" is a mobile but sturdy metal container mounted on casters, easy to handle empty or loaded. Its purpose is to save time in the packing, handling and loading of L.C.L. freight and to provide a protection against loss or damage. Shippers who use it know that it does!

In operation an empty "Speedbox" is delivered to the shipper's warehouse by a Missouri Pacific delivery truck. Mobility of the box permits the shipper to move it to any part of his warehouse, transferring merchandise from shelf or bin directly into the box. Packing requirements of the classification are waived and special packing is unnecessary because of the sturdy construction of the mobile container.

When loaded the box is locked and sealed with a railroad car seal, moved to the freight station by Missouri Pacific pick-up truck and loaded into a merchandise car. On arrival at its destination the loaded box, still under the original seal, is delivered by a Missouri Pacific truck to the consignee for unloading at his convenience. The railroad picks up the empty "Speedbox" after it has been unloaded. No charge is made for the weight of the container or its use by shipper or consignee.

Complete tariff information about "Speedbox" service is presented in M. P. Experimental Freight Container Tariff No. 3—a copy of which you can obtain from any Missouri Pacific traffic representative.

TABLE
9-30-51

47

MENARD — CHESTER — MT. VERNON

Miles		831 Daily Ex. Su. Motor	Miles		832 Daily Ex. Su. Motor
0	Lv MENARD.....	12.45	0	Lv MT. VERNON.....	8.35
1	Lv Chester.....	12.55	10	Lv Waltonville.....	9.05
11	Lv Weigel.....	1.16	13	Lv Scheller.....	9.12
17	Lv Steeleville.....	1.28	22	Lv Tamaroa.....	9.37
19	Lv Percy.....	1.34	32	Lv Pinckneyville.....	9.59
22	Lv Cutler.....	1.41	37	Lv Conants.....	10.09
23	Lv Jamestown.....	1.45	41	Lv Jamestown.....	10.13
27	Lv Conants.....	1.50	42	Lv Cutler.....	10.21
32	Lv Pinckneyville.....	2.02	45	Lv Percy.....	10.27
42	Lv Tamaroa.....	2.24	47	Lv Steeleville.....	10.33
51	Lv Scheller.....	2.38	53	Lv Weigel.....	10.44
54	Lv Waltonville.....	2.45	63	Lv Chester.....	11.18
64	Ar MT. VERNON.....	3.16	64	Ar MENARD.....	11.25

f—Stops on signal.

TABLE
4-1-51

48

SALEM — FLINTON

Missouri-Illinois Railroad

Miles		1 Motor Daily Ex. Su.	Miles		2 Motor Daily Ex. Su.
0	Lv SALEM.....	8.50	0	Lv FLINTON.....	1.02
3	Lv Selmaville.....	f 8.58	3	Lv Collins.....	f 1.09
7	Lv Robinett.....	f 9.07	4	Lv Rock Point.....	f 1.11
12	Lv Central City.....	f 9.24	8	Lv Clark.....	f 1.18
14	Lv Centralia.....	9.28	9	Lv Evansville.....	1.22
18	Lv Noltings.....	f 9.40	10	Lv Pautler.....	f 1.27
21	Lv Alda.....	f 9.45	14	Lv Walsh.....	1.35
23	Lv Hoyleton.....	9.50	18	Lv Schulines.....	1.43
27	Lv Huegely.....	f 9.58	23	Lv Sparta.....	1.58
33	Lv Nashville.....	10.15	30	Lv Coulterville.....	2.12
36	Lv Kempside.....	f 10.22	35	Lv McKinley.....	f 2.21
38	Lv Cordes.....	f 10.26	38	Lv Oakdale.....	2.28
41	Lv Oakdale.....	10.32	41	Lv Cordes.....	f 2.33
44	Lv McKinley.....	f 10.39	43	Lv Kempside.....	f 2.38
49	Lv Coulterville.....	10.47	46	Lv Nashville.....	2.48
56	Lv Sparta.....	11.00	49	Lv Huegely.....	f 3.01
61	Lv Schulines.....	11.16	56	Lv Hoyleton.....	3.08
65	Lv Walsh.....	11.23	58	Lv Alda.....	f 3.13
69	Lv Pautler.....	f 11.30	61	Lv Noltings.....	f 3.19
70	Lv Evansville.....	11.35	65	Lv Centralia.....	3.37
71	Lv Clark.....	f 11.39	67	Lv Central City.....	f 3.40
75	Lv Rock Point.....	f 11.46	72	Lv Robinett.....	f 3.56
76	Lv Collins.....	f 11.48	76	Lv Selmaville.....	f 4.06
79	Lv FLINTON.....	11.57	79	Ar SALEM.....	4.15

NOW MORE CONVENIENT THAN EVER

TO *Telegraph*

WHILE TRAVELING

SIMPLY HAND YOUR MESSAGE TO PORTER,
TRAINMAN OR CAR ATTENDANT

NO
NEED TO
PREPAY
CHARGES

Your telegrams may be sent "collect"—charged to your Western Union charge account or Credit Card—or billed direct to you at home or office.

TELEGRAPH YOUR ARRIVAL AND DEPARTURE... TO MAKE
RESERVATIONS... GET AND SEND MONEY

CONNECTIONS FROM KANSAS CITY

Frisco	
Lv Kansas City	11.35
Ar Tulsa	7.35 2.00
Ar Okla. City	1.30

Kansas City Southern	
Lv Kansas City	9.30 9.30 4.00
Ar Texarkana	8.50 10.15 1.35
Ar Shreveport	10.45 12.20 3.00
Ar Port Arthur	

Union Pacific	
Lv Kansas City	11.30 9.30
Ar Pocatello	9.10 9.45
Ar Portland	6.00
Ar Tacoma	11.01 8.05
Ar Seattle	11.01 9.15

Santa Fe	
Lv Kansas City	1.20 8.00 9.30 9.50 10.15
Ar Tulsa	
Ar Okla. City	
Ar Albuquerque	3.45 7.30 3.15 2.20
Ar Williams	10.00 5.30 10.40 10.30 9.15
Ar Grand Canyon	7.00 8.30 7.00 7.00 7.00
Ar Los Angeles	7.30 7.00 10.25 10.40 8.30
Lv Kansas City	1.10 5.50 7.00 12.30 10.00 11.00 11.20
Ar Chicago	9.00 1.45 3.45 8.00 7.30 8.30 7.15

Rock Island	
Lv Kansas City	1.50
Ar Rock Island	8.20
Ar Chicago	11.45
Ar Des Moines	
Ar St. Paul	
Ar Minneapolis	
Lv Kansas City	11.00
Ar El Paso	3.15
Ar Los Angeles	7.35

Chicago & North Western	
Lv Omaha	1.45 8.00 8.30 9.25 10.25
Ar Sioux City	
Ar Rochester	
Ar St. Paul	
Ar Minneapolis	
Ar Cedar Rapids	5.55 4.00 2.35
Ar Clinton	7.10 5.23 4.35

C. G. W.	
Lv Omaha	8.15
Ar Fort Dodge	12.28
Ar Mason City	2.46
Ar St. Paul	6.65
Ar Minneapolis	7.35

Rock Island	
Lv Omaha	11.59 11.30 6.45
Ar Des Moines	2.41 2.10 11.40
Ar Davenport	5.34 5.06 3.03
Ar Rock Island	6.41 5.15 3.20
Ar Moline	5.53 5.33 3.38

CONNECTIONS FROM NEW ORLEANS

Louisville & Nashville	
Lv New Orleans	8.20 10.55 5.00 9.00 11.00
Ar Mobile	12.10 1.48 8.30 12.40 2.30
Ar Pensacola	4.45 4.45 11.29
Ar Jacksonville	9.00
Ar Montgomery	5.25 5.30 2.00 5.35 7.20
Ar Atlanta (ET)	11.40
Ar Washington	5.45
Ar Baltimore	6.43
Ar North Philadelphia	8.25
Ar New York	9.55
Lv Montgomery	6.30 5.45
Ar Birmingham	8.45 11.50
Ar Nashville	7.15 3.30
Ar Louisville	12.05 7.45
Ar Cincinnati (ET)	

Illinois Central	
Lv New Orleans	7.30 5.00 8.30 5.30
Ar Jackson	10.28 7.50 12.40 11.35
Ar Memphis	2.00 11.25 6.35 9.05
Ar Fulton	10.15 12.01
Ar Louisville	7.30 1.15

Southern Ry.	
Lv New Orleans	8.00 8.00 9.00
Ar Birmingham (CT)	3.05 3.05 7.05
Lv Birmingham	3.20 3.30 7.30
Ar Chattanooga (ET)	
Ar Knoxville	
Ar Roanoke (N&W)	
Ar Washington	
Ar Baltimore (PRR)	
Ar Philadelphia (30th St.)	
Ar New York (PRR)	
Lv Birmingham (CT)	3.30 5.50 7.30
Ar Chattanooga (ET)	7.35 10.40 11.59
Ar Cincinnati	7.55 7.55 9.55

CONNECTIONS TO KANSAS CITY

Frisco	
Lv Oklahoma City	7.00
Lv Tulsa	1.50 11.15
Ar Kansas City	7.30 7.00

Kansas City Southern	
Lv Port Arthur	10.50 4.30
Lv Shreveport	7.00 5.10 11.00
Lv Texarkana	8.45 7.05 12.25
Ar Kansas City	7.45 7.45 10.15

Union Pacific	
Lv Seattle	4.45 11.45
Lv Tacoma	5.52 1.15
Lv Portland	9.45 8.10
Lv Pocatello	5.25 4.10
Ar Kansas City	11.15 6.45

Santa Fe	
Lv Los Angeles	12.30 1.30 1.30 1.40 6.15
Lv Gr. Canyon	8.00 8.00 8.00 8.00 8.20
Lv Williams	1.29 12.55 3.25 3.40 10.25
Lv Albuquerque	8.30 7.05 10.35 8.00
Lv Okla. City	
Lv Tulsa	
Ar Kansas City	1.50 11.05 6.30 6.15 10.00 12.15 12.50
Lv Chicago	9.30 12.01 1.30 5.45 6.00 8.45 10.00
Ar Kansas City	4.55 9.00 9.50 1.10 1.30 7.15 7.45

Rock Island	
Lv Los Angeles	1.30 11.00
Lv El Paso	7.15 10.50
Ar Kansas City	1.25 7.00
Lv Minneapolis	
Lv St. Paul	
Lv Des Moines	
Lv Chicago	
Lv Rock Island	
Ar Kansas City	

Chicago & North Western	
Lv Clinton	12.45 7.08 11.05
Lv Cedar Rapids	2.35 8.18 12.45
Lv Minneapolis	
Lv St. Paul	
Lv Rochester	
Lv Sioux City	
Ar Omaha	9.30 12.40 7.30 8.40 7.45

C. G. W.	
Lv Minneapolis	8.10
Lv St. Paul	8.45
Lv Mason City	12.31
Lv Ft. Dodge	2.51
Ar Omaha	7.30

Rock Island	
Lv Moline	2.25 11.20 4.40
Lv Rock Island	2.55 11.40 4.53
Lv Davenport	3.12 11.57 4.59
Lv Des Moines	8.30 3.50 7.55
Ar Omaha	1.30 7.25 10.51

CONNECTIONS TO OMAHA

Louisville & Nashville	
Lv Cincinnati (ET)	9.00 8.00
Lv Louisville (CT)	11.25 10.05
Lv Nashville	3.35
Lv Birmingham	8.20 6.05
Ar Montgomery	10.20 7.55
Lv New York (ET)	
Lv North Philadelphia	
Lv Baltimore	
Lv Washington	
Lv Atlanta	
Lv Montgomery (CT)	
Lv Jacksonville	
Lv Pensacola	
Lv Mobile	
Ar New Orleans	

Illinois Central	
Lv Louisville	12.40 11.50 2.20 3.05 4.35 5.50
Lv Fulton	2.18 9.30 3.25 9.15 9.15
Lv Memphis	6.10 4.45 8.57 2.55 2.55
Lv Jackson	9.30 11.30 12.15 7.20 7.20

Southern Ry.	
Lv Cincinnati (ET)	8.45 9.15 9.15
Lv Chattanooga (ET)	5.50 7.25 7.25
Ar Birmingham (CT)	8.20 9.30 9.30
Lv New York (PRR) (ET)	6.50 11.30 4.35
Lv Philadelphia (30th St.)	8.42 1.09 6.23
Lv Baltimore (PRR)	10.27 2.43 7.53
Lv Washington	11.55 3.50 8.50
Lv Roanoke (N&W)	6.00 9.16
Lv Knoxville	2.00 4.25
Lv Chattanooga (ET)	5.50 7.25
Ar Birmingham (CT)	8.20 9.30
Lv Birmingham	8.50 1.35 1.35
Ar New Orleans	9.10 9.10 9.10

Burlington Route	
Lv Seattle	10.00 10.15
Lv Tacoma	9.40 8.15
Lv Portland	9.15 9.15
Lv Spokane	8.50 7.40
Lv Billings	9.00 9.00
Ar Kansas City	1.20 1.20

G. M. & O.	
Lv Chicago	11.25
Lv Bloomington	8.10
Ar Kansas City	7.45

M.-K.-T. R. R.	
Lv San Antonio	11.00 12.25
Lv Austin	1.10 2.50
Lv Waco	4.25 6.00
Lv Fort Worth	7.40 9.05
Lv Dallas	7.30 8.20
Lv Okla. City	11.30
Ar Kansas City	9.25 8.35

C. M. St. P. & P.	
Lv Milwaukee	4.50
Lv Chicago	6.10
Lv Davenport	11.39
Lv Ottumwa	2.19
Lv Chillicothe	5.02
Lv Excelsior Sp.	6.16
Ar Kansas City	7.25


C. G. W.	
Lv Minneapolis	2.00
Lv St. Paul	2.35
Lv Dodge Center	4.45
Lv Des Moines	12.25
Ar Kansas City	7.30

The Missouri Pacific Lines Offer You...


These Accommodations Are Available in 14 Roomette, 4 Double Bedroom Cars; 10 Roomette, 6 Double Bedroom; 14 Roomette, 2 Double Bedroom, 1 Drawing Room Cars, and in 5 Double Bedroom-Lounge Cars

THE ROOMETTE

An increasingly popular accommodation for the individual traveler. Provides a completely enclosed room with private toilet facilities, washstand, wardrobe locker. Other convenience and comfort features include circulating ice water, thermostatic air-conditioning and heat controls, full length mirror, electric razor outlet, shoe locker and spacious luggage rack.



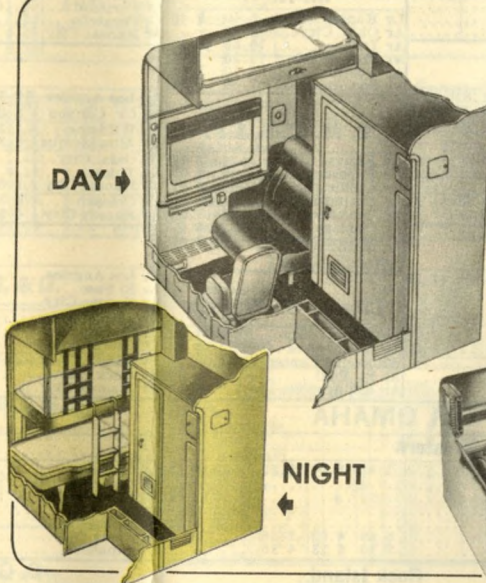
DAY



NIGHT

THE BEDROOM


DAY →



NIGHT ←

THE DOUBLE BEDROOM for one or two persons provides lower and upper bed, enclosed toilet and lavatory facilities, separate air-conditioning and temperature controls, running ice water, wardrobe locker, full length mirror, electric razor outlet, shoe locker and ample luggage space. Opening the partition between two adjoining double bedrooms forms the **BEDROOM SUITE** illustrated below, providing the facilities of two double bedrooms with two lower and two upper beds, two enclosed toilets, etc.

THE BEDROOM SUITE




↑ DAY


↑ NIGHT

THE DRAWING ROOM

A spacious and luxurious living room during daylight hours with two full length beds and upper berth for sleeping accommodations at night. The private lavatory and toilet facilities are completely enclosed. These new type drawing rooms also provide fan; circulating ice water;



↑ NIGHT



↑ DAY

individually controlled light, ventilation, air-conditioning and heat; shoe locker; a large wardrobe and ample storage space for luggage.

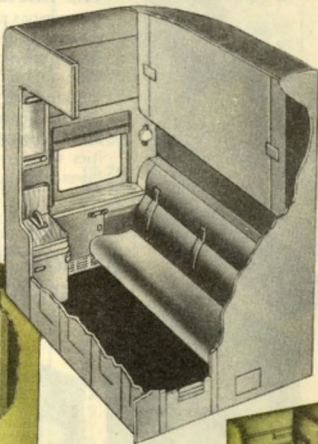
... A Selection of Pullman Accommodations

The Accommodations Illustrated Below Are Provided in 6-Section,
6 Roomette, 4 Double Bedroom Cars

THE BEDROOM

THE DOUBLE BED ROOM for one or two persons provides lower and upper bed, separate toilet and lavatory facilities,

DAY →



ties, air-conditioning and temperature controls, full length mirror, clothes locker, razor outlet, shoe locker and ample luggage space. Opening the partition between adjoining double bedrooms forms the **BEDROOM SUITE** illustrated below, providing the facilities of two double bedrooms with two lower and two upper beds, two toilets, etc.

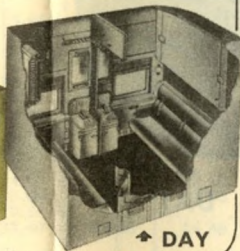
THE BEDROOM SUITE



NIGHT ←


NIGHT →

DAY ↗



THE SECTION

Combines lower and upper berths, each a sleep-inviting bed with convenient lights, clothes hangers, shelf or hammock for sundry articles, and a bell to summon the porter at any hour. For daytime travel the section provides a pair of roomy, soft-cushioned lounge seats.




DAY ↗

UPPER →
AT NIGHT




THE ROOMETTE

A private, completely enclosed room designed for the individual traveler. Contains a pre-made bed that folds into the wall. Also provides private toilet facilities, washstand, mirrored




DAY ↗



NIGHT ↗

cabinet for toilet articles, clothes locker, shoe locker, ample luggage space and individually controlled ventilation, air-conditioning, heat and light.




LOWER
AT NIGHT
←

The Missouri Pacific Lines Offer You A Selection of Pullman Accommodations

On Trains Other Than The Streamlined Eagles

THE DRAWING ROOM


The ideal accommodation for family groups. A spacious private living room by day, at night it provides two beds and an easily accessible upper berth. Toilet and lavatory are enclosed and completely private.




← NIGHT

↑ DAY

THE SECTION



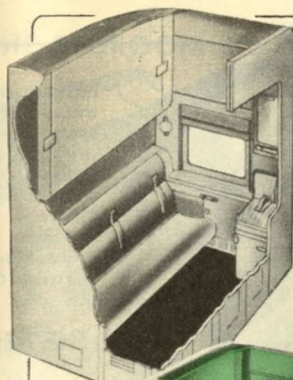
DAY



Includes upper and lower berths, both providing a comfortable, sleep-inviting bed. In daytime, section offers two commodious, soft-cushioned reserved seats.

THE BEDROOM

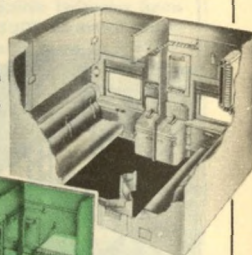
THE DOUBLE BEDROOM for one or two persons provides lower and upper bed, separate toilet and lavatory facilities, full length mirror, clothes locker, razor outlet, shoe locker and ample luggage space. Opening the partition between adjoining double bedrooms forms the **BEDROOM SUITE** illustrated below, providing the facilities of two double bedrooms with two lower and two upper beds, two toilets, etc.



↑ DAY

← NIGHT

THE BEDROOM SUITE →




← DAY

← NIGHT

THE COMPARTMENT

A private room with comfortable, soft-cushioned seats for day use. Sleeping accommodations include bed and upper berth. Individual toilet and lavatory.

NIGHT →



DAY →

ACCOMMODATIONS ILLUSTRATED ARE PROVIDED IN

- 12 Section, 1 Drawing Room Cars
-
- 10 Section, 1 Drawing Room, 2 Compartment Cars
-
- 8 Section, 1 Drawing Room, 2 Compartment Cars
-
- 8 Section, 5 Double Bedroom Cars
-
- 8 Section, 1 Drawing Room, 3 Double Bedroom Cars
-

RAIL AND PULLMAN FARES

The Fares shown herein are those effective on February 1, 1952, and do not reflect any increase that may be authorized at a later date. These Railroad and Pullman fares are published as information only, are subject to change without notice and do not include 15% Federal and 2% Missouri taxes.

	RAILROAD FARES				PULLMAN FARES (One Way) IN STANDARD CARS									
	In Coaches		In Pullmans		Lower Berth	Upper Berth	Roomette One Person	Bed Room One Person	Ⓞ Bed Room Two Persons	Compartment One Person	Compartment Two or More Persons	Drawing Room One Person	Drawing Room Two or More Persons	Seat Fare for Day Travel
	One Way	6 Months R. T.	One Way	6 Months R. T.										
TEXARKANA, ARK., TO														
Houston.....Tex.	\$ 8.08	\$14.55	\$11.31	\$18.85	\$ 4.35	\$ 3.35	\$ 6.10	\$ 8.30	\$ 9.60	\$ 9.85	\$12.55	\$13.10	\$16.60	\$ 2.55
Little Rock.....Ark.	3.62	6.55	5.06	8.45	4.05	3.00	5.60	7.65	8.85	9.10	11.05	12.10	15.30	1.30
Memphis.....Tenn.	7.08	12.75	9.90	16.50	4.05	3.00	5.60	7.65	8.85	9.10	11.05	12.10	15.30	2.30
St. Louis.....Mo.	12.35	22.25	17.28	28.80	5.80	4.45	8.20	11.05	12.75	13.05	16.25	17.40	22.10	4.05
San Antonio.....Tex.	10.79	19.45	15.09	25.15	5.80	4.45	8.20	11.05	12.75	13.05	16.25	17.40	22.10	3.60
WICHITA, KAN., TO														
Colorado Springs....Colo.	12.03	21.70	16.84	28.10	5.80	4.45	11.05	12.75	13.05	16.25	17.40	22.10
Denver.....Colo.	13.59	24.50	19.01	31.70	5.80	4.45	11.05	12.75	13.05	16.25	17.40	22.10
Hot Springs.....Ark.	12.78	23.05	17.88	29.80	6.55	4.95	14.80	18.40	19.65	25.00
Little Rock.....Ark.	11.42	20.60	15.99	26.65	5.80	4.45	13.05	16.25	17.40	22.10
Los Angeles.....Cal.	39.04	70.05	54.66	94.15	16.60	12.65	37.40	47.00	49.85	63.10
Memphis.....Tenn.	14.29	25.75	20.01	33.35	6.55	4.95	14.80	18.40	19.65	25.00
Pueblo.....Colo.	10.91	19.65	15.27	25.45	5.80	4.45	11.05	12.75	13.05	16.25	17.40	22.10
St. Louis.....Mo.	11.82	21.30	16.52	27.55	5.80	4.45	8.20	11.05	12.75	13.05	16.25	17.40	22.10
San Francisco.....Cal.	43.41	75.15	60.77	101.50	16.60	12.65	37.40	47.00	49.85	63.10

Ⓞ For Bed Room Suite charges consult ticket agent.

EXCLUSIVE OCCUPANCY CHARGES FOR BED ROOMS, ROOMETTES, DRAWING ROOMS, AND COMPARTMENTS

For exclusive occupancy of night service, or night and day continuous service of drawing room in United States, minimum 1½ adult one way rail fare; for compartment, 11/10 adult one way rail fare, and for Bed Room or Roomette only one rail fare required (except to points east of Chicago, St. Louis, Memphis and New Orleans—Ask the Ticket Agent).

PULLMAN RATES FROM LAREDO, TEX. TO MEXICO

To derive through Pullman rates from points in the United States to destinations in Mexico, add rates from point of origin to Laredo, Texas, to those quoted below therefrom:

AND	BETWEEN LAREDO, TEXAS		Bed Room One Person *	Bed Room Two Persons *	Compt. *	Drawing Room *	Seat Fare for Day Travel
	Lower	Upper					
Monterrey, Mex.....	\$ 2.83	\$ 2.26	\$ 5.09	\$ 5.65	\$ 7.91	\$10.73	\$.95
Saltito, Mex.....	3.95	3.16	7.10	7.89	11.04	14.98
San Luis Potosi, Mex.....	6.48	5.18	11.65	12.95	18.12	24.59
Queretaro, Mex.....	7.65	6.12	13.77	15.30	21.42	29.06
Mexico City, Mex.....	9.89	7.91	17.79	19.77	27.68	37.56

ONLY ONE COUPON

Necessary Between

St. Louis or Memphis and Texas Via Missouri Pacific, Texas & Pacific, International-Great Northern, Gulf Coast Lines.

“The SUNSHINE ROUTE”

* For exclusive occupancy of a Bed Room in Mexico 1½ Adult Railroad tickets are required; for a Bed Room Suite 2½ adult railroad tickets are required; for a compartment 1½ adult railroad tickets are required, and for a Drawing Room 2 adult railroad tickets are required. (The Pullman Co. charge for Drawing Room or Compartment in Mexico is the same for either single or double occupancy of such accommodations.)

GENERAL INFORMATION

SCHEDULES—SERVICE

Time noon to midnight in Heavy Figures. Time midnight to noon in Light Figures. Trains do not stop where no time is shown. Junction, transfer points and important cities are shown in bold face type. A rule indicates a junction point.

Schedules Subject to Change—Schedules herein are subject to change without notice, and the Missouri Pacific Lines assume no responsibility for errors in time tables, inconvenience or damage resulting from delayed trains or failure to make connections.

Mileage—The mileage used in time tables is shown only for the information of passengers and is not to be used in computing fares.

Transfer from Through Train to Local Train—Passengers destined to points at which through train does not stop may use through train to last stopping point short of destination and transfer to first connecting local train therefrom. Passengers desiring this arrangement must notify first Conductor or Train Auditor when presenting tickets.

Honoring Tickets—All tickets, one-way and round-trip (except where optional or variable routes are permitted) will be honored over short line only.

TICKETS—(LOST, REDEMPTION, ETC.)

Children under five years of age free when accompanied by parent or guardian; five years of age and under twelve, one-half fare; twelve years of age or over, full fare.

Adjustment of Fares—In case of dispute with Conductors or Agents, pay the fare required; take receipt and communicate with R. J. McDermott, General Passenger Traffic Manager, St. Louis, Mo.

Lost Tickets—If you lose your railroad ticket give notice of your loss to the conductor. Pay cash fare on train or purchase another ticket, taking receipt. Forward receipt with details of the loss to the Passenger Traffic Manager of the road from which you bought the original ticket, and you will be advised whether or not any refund can properly be made.

Redemption of Tickets—Tickets unused or partly used will be redeemed under tariff regulations at proper value and should be handled with R. J. McDermott, General Passenger Traffic Manager, St. Louis, Mo.

BAGGAGE—(ALLOWANCE, LIABILITY, MARKING, ETC.)

Hand Baggage in Pullman Cars—Passengers are requested, for the convenience and comfort of themselves and other passengers on the train, to check their hand baggage whenever possible, except that actually needed for personal use enroute. There is a limitation as to the size of baggage which can be placed under Pullman seats. The following are the maximum dimensions—9x19x28½ inches.

This Railroad will not guarantee to forward baggage or property on same train with passenger or within a given or specified time limit, but reserves the right to forward it upon a preceding or following train.

One hundred and fifty pounds of baggage, not exceeding \$100 in value, will be checked without charge for each adult passenger, and seventy-five pounds, not exceeding \$50 in value, for each child traveling on a half-ticket.

No single piece of baggage exceeding 300 pounds in weight or exceeding \$250 in value, will be checked. Free allowances subject to tariff stipulations as to contents, weight and value.

Unless a greater sum is declared by the passenger and charges paid for increased valuation at time of delivery to carrier, the value of baggage belonging to or checked for an adult passenger shall be deemed and agreed to be not in excess of \$100, and the value of the baggage belonging to or checked for a child traveling on a half ticket shall be deemed and agreed to be not in excess of \$50.

All baggage should be marked. Location of baggage delayed or astray is expedited when the container is marked with name or initials.

This railroad will not accept for transportation as baggage from any one passenger, property that is declared to exceed \$2,500 in value.

Money, jewelry, silverware, negotiable paper and like valuables, liquids, explosives, fragile or perishable articles, should not be enclosed in baggage. Under no conditions will the carriers be responsible for such articles in baggage nor for damage caused by same.

Baby Carriages, Go-carts, Bicycles and similar articles enumerated in tariff when used in connection with journey will be checked and included in weight and value of passenger's baggage.

Dogs, Cats and Birds—Dogs, cats, birds and other household pets, when in baskets or other containers, may be taken into private room accommodations of Sleeping cars. Or, they may be transported in baggage service subject to tariff regulations.

Lost Articles—Inquire of R. A. Watson, General Baggage Agent, St. Louis, Mo. Articles found in and around stations or upon trains should be turned over to Agent or Conductor, or forwarded to R. A. Watson, General Baggage Agent, St. Louis, Mo.

Index to Stations—Continued

Table with 4 columns (Table No., Station Name, Table No., Station Name) listing stations such as Ste. Genevieve, Mo., Sabula, Mo., Sacramento, Cal., Sageeyah, Okla., Salem, Ill., Sallina, Kan., Sallieaw, Okla., Salmon, Tex., Saitillo, Mex., Salt Lake City, Utah, San Fordece, Tex., Samples, Ark., San Antonio, Tex., San Benito, Tex., San Francisco, Cal., San Jose, Tex., San Juan, Tex., San Luis Potosi, Mex., San Marcos, Tex., Sandune, Tex., Sandy Bend, Ark., Sandy Hook, Mo., Sandy Point, Tex., San Perilita, Tex., Santa Maria, Tex., Santa Monica, Tex., Sarta, Tex., Savoy, La., Sayre, Ark., Scandia, Kan., Scheller, Ill., Schulines, Tex., Scott, Mo., Scott City, Kan., Scottsville, Kan., Sea Drift, Tex., Searcy, Ark., Sebastian, Tex., Sedalia, Mo., Sedan, Kan., Seif, Ark., Selkrk, Kan., Selma, La., Selma, La., Seward, Kan., Sewton, Kan., Shady Side, La., Shannon, Ark., Shawmut, Ark., Sheehan, Mo., Shelnburn, La., Sheldon, Mo., Sheppard, Ark., Sherdahl, Kan., Sheridan, Ark., Sheridan Lake, Colo., Sherwin, Kan., Shields Kan., Shipp, Ark., Shook, Kan., Shreveport, La., Sicily Island, La., Sikeston, Mo., Silverdale, Kan., Silver Springs, Mo., Simms, La., Sinsboro, Ark., Sinton, Tex., Slocomb, Ark., Smackover, Ark., Smale, Ark., Smittinton, Ark., Smittton, Mo., Smolan, Kan., Snow Lake, Ark., Snyder, Ark., Solomon Rapids, Kan., Somerset, La., Somerset, Tex., Sondheimer, La., Soudan, Ark., South Coffeyville, Okla., Spadra, Ark., Sparta, Ill., Speed, Kan., Spencer, La., Sprague, Neb., Spring, Tex., Springfield, Mo., Springfield, Neb., Sprott, Mo., Stafford, Kan., Standand, La., Stanhope, Mo., Steelville, Ill., Stella, Neb., Sterling, Kan., Sterlington, La., Stevenson, Tex., Stilwell, Kan., Stockton, Cal., Stockton, Kan., Stoneham, Tex., Stonewall, Ark., Stotts City, Mo., Straun, Tex., Strasburg, Mo., Strausville, Neb., Strong, Ark., Stuart, Colo., Stuart Place, Tex., Stubbs, Kan., Sugar City, Colo., Sugar Land, Tex., Sulphur Rock, Ark., Sulphur Springs, Mo., Summit, Mo., Summit, Ark., Sunland, Tex., Superior, Neb., Swartz, La., Sweeny, Tex., Sweet Home, Ark., Sweet Springs, Mo., Sweetwater, Tex., Swifton, Ark., Swissvale, Kan., Sycamore, Kan., Sylamore, Ark., Syracuse, Mo., Tabo, Mo., Talala, Okla., Talla Benna, La., Tallulah, La., Talmage, Neb., Tamaroa, Ill., Tamina, Tex., Tangeman, Neb., Tanglewood, La., Taussig, Kan., Taylor, Tex., Terrell, Mo., Terrell, Tex., Terry, La., Tevis, Kan., Texasarkana, Ark., Texas City, Tex., Thayer, Tex., Thebes, La., Thebes, Ill., Thessing, Ark., Thomure, Mo., Thorndale, Tex., Thrall, Tex., Three Rivers, Tex., Tlawab, Okla., Tiff, Mo., Tillar, Ark., Tloga, La., Tipton, Mo., Tisdale, Kan., Tivoli, Tex., Tolerville, Kan., Tongin, Ark., Tonovay, Kan., Topeka, Kan., Torbert, La., Toronto, Kan., Towanda, Kan., Tower Grove (See St. Louis), Towle, Ark., Towner, Colo., Transylvania, La., Traskwood, Ark., Tribune, Kan., Trinity, Tex., Triumph, La., Troup, Tex., Tucker, Tex., Tuckerman, Ark., Tucson, Ariz., Tullos, La., Tunnell, Mo., Turkey, Ark., Turon, Kan., Twin Creek, Ark., Tyler, Tex., Tyro, Kan., Tyrone, La., Warren, Ark., Warrensburg, Mo., Warwick, Kan., Washington, Kan., Washington, Mo., Waterloo, Mo., Waterproof, La., Waterville, Kan., Watova, Okla., Watson, Ark., Waumata, Kan., Waverly, Mo., Weatherford, Tex., Webb City, Mo., Webster, Tex., Webster Groves, Mo., Weeping Water, Neb., Weingarten, Mo., Welge, Ill., Wellington, Mo., Weslaco, Tex., Westbury, Tex., Westfield, Tex., Westover, La., Westphalia, Kan., Wetmore, Kan., Wetmore, Tex., Whelen Springs, Ark., White, Ark., Whitehall, Ark., Whitsett, Tex., White House, Tex., White Castle, La., Whitewater, Mo., Whiting, Kan., Whitman, Kan., Wichita, Kan., Williams, Kan., Williamsville, Mo., Willis, Kan., Willis, Tex., Wilmar, Ark., Wilmot, Ark., Wilyse, Kan., Wilson Creek, Mo., Wines, Ark., Winchester, Ark., Winfield, Kan., Winstonsboro, La., Winter Haven, Fla., Wisner, La., Witherspoon, Ark., Wolcott, Kan., Wolf Lake, Ill., Woodawn, La., Woodsboro, Tex., Woodson, Ark., Woodston, Kan., Woodward, Tex., Woodward, La., Woolridge, Mo., Work, Kan., Wrightsville, Ark., Wycamp, Ark., Wynne, Ark., Wyoming, Neb., Yaggy, Kan., Yale, Kan., Yancopin, Ark., Yates Center, Kan., Yellville, Ark., Yoder, Kan., Yoda, Kan., Zell, Mo., Zeliger, Ill., Zell, Mo., Zimmerman, Kan., Zirc, Ark.

GUY A. THOMPSON, TRUSTEE

MISSOURI PACIFIC RAILROAD CO., GULF COAST LINES -- INTERNATIONAL-GREAT NORTHERN, Debtors

- P. J. NEFF, Chief Executive Officer, St. Louis, Mo.
H. M. JOHNSON, Executive Assistant, St. Louis, Mo.
F. E. BATES, Executive Assistant, Houston, Tex.

TRAFFIC DEPARTMENT

- H. L. SCHAEFFER, Chief Traffic Officer, St. Louis, Mo.
B. W. TREMAYNE, Asst. to Chief Traffic Officer, St. Louis, Mo.

PASSENGER DEPARTMENT

- R. J. McDERMOTT, General Passenger Traffic Manager, St. Louis, Mo.
T. D. MOSS, Assistant Passenger Traffic Manager, St. Louis, Mo.
J. B. REYNOLDS, General Passenger Agent, St. Louis, Mo.
E. E. SPENCER, Assistant General Passenger Agent, St. Louis, Mo.
C. L. SHORTRIDGE, Assistant Passenger Traffic Manager, Houston, Tex.
A. C. JACKSON, Assistant General Passenger Agent, Houston, Tex.
G. C. FOX, Assistant General Passenger Agent, Houston, Tex.
WM. H. A. TURNER, Assistant Traffic Manager, Kansas City, Mo.
J. F. DOLLINS, Assistant General Passenger Agent, Kansas City, Mo.
O. W. WILLIAMS, Assistant Traffic Manager, Little Rock, Ark.
H. R. KASTMAN, Assistant General Passenger Agent, Little Rock, Ark.
T. S. GLASS, Assistant General Passenger Agent, Memphis, Tenn.
R. S. NELSON, General Passenger Agent, Palestine, Tex.
H. G. CLEVELAND, Assistant General Passenger Agent, San Antonio, Tex.
I. G. MILLER, General Passenger Agent, San Francisco, Calif.
W. F. ZIERVOGEL, Superintendent Dining & Parlor Cars, St. Louis, Mo.
A. C. DRUI, Assistant Superintendent Dining & Parlor Cars, St. Louis, Mo.
W. A. GALL, Assistant Superintendent Dining & Parlor Cars, Houston, Tex.
R. A. WATSON, General Baggage Agent, St. Louis, Mo.
J. F. RETOR, Director Convention and Tour Dept., St. Louis, Mo.

FREIGHT DEPARTMENT

- C. L. BUTLER, General Freight Traffic Manager, St. Louis, Mo.
J. M. HREBEC, Freight Traffic Manager (Sales), St. Louis, Mo.
J. S. SMITH, Freight Traffic Manager (Rates), St. Louis, Mo.
E. J. FALK, Freight Traffic Manager, Houston, Tex.
G. L. EASTMAN, Assistant Freight Traffic Manager, St. Louis, Mo.
C. C. HAHNE, Assistant Freight Traffic Manager, St. Louis, Mo.
R. T. OLIVER, Assistant Freight Traffic Manager, St. Louis, Mo.
A. W. AYLIN, Foreign Freight Traffic Manager, St. Louis, Mo.
L. A. SACKBAUER, Coal Traffic Manager, St. Louis, Mo.
R. T. WILLIAMS, Merchandise Traffic Manager, St. Louis, Mo.
R. T. WATT, Perishable Traffic Manager, St. Louis, Mo.
H. W. KASSLING, General Freight Agent, Houston, Tex.
WM. H. A. TURNER, Assistant Traffic Manager, Kansas City, Mo.
O. W. WILLIAMS, Assistant Traffic Manager, Little Rock, Ark.
A. O. SELOVER, General Live Stock Agent, Kansas City, Mo.

INDUSTRIAL DEPARTMENT

- E. SMITH REED, Director of Industrial Development, St. Louis, Mo.
C. C. LUCKEL, Director of Industrial Development, Houston, Tex.

AGRICULTURAL DEPARTMENT

- A. P. BOLES, Director of Agricultural Development, St. Louis, Mo.
W. B. COOK, Agricultural Agent, Houston, Tex.

TRAFFIC REPRESENTATIVES—Continued

- LOUISVILLE 2, KY.**—
394 Starks Bldg., Phone Wabash 1638.
M. F. COORSSEN.....General Agent
- MEMPHIS 2, TENN.**—
Union Station.
W. E. LAMB.....Executive General Agent
- MEMPHIS 3, TENN.**—
151 Union Avenue, Phone 8-7611.
T. S. GLASS.....Asst. Gen. Pass. Agt.
T. J. DARELL.....Dist. Pass. Agt.
J. M. PHELPS.....City Pass. & Tkt. Agt.
625 Exchange Bldg., Phone 8-7611.
R. W. MOSS.....Ass't Gen. Frt. Agt.
- MEXICO CITY, MEX.**—
Cinco de Mayo, 6-B, 1 D.F. Phones 12-01-42,
35-61-71.
H. CERVANTES.....Exec. Representative
J. SALCIDO.....Gen. Agt. Pass. Dept.
- MILWAUKEE 3, WIS.**—
1003 Majestic Bldg., Phone Marquette 8-6418.
W. R. HUHNER.....Gen. Agt. Frt. Dept.
- MINNEAPOLIS 2, MINN.**—
800 Rand Tower Bldg., Phone Main 5375.
H. S. SNEDEKER.....General Agent
- MONROE, LA.**—
Virginia Hotel, Phone 3-6641.
M. E. PICKETT.....Div. Frt. & Pass. Agt.
J. A. COMBS.....City Pass. & Tkt. Agt.
- MONTERREY, MEX.**—
Gorostieta Bldg., Matamoros 510 OTE. Phones
Mex. 1-84 Eric. 110.
J. CARDENAS, JR.....General Agent
- NASHVILLE 3, TENN.**—
935 3rd Nat'l Bank Bldg., Phone 6-4830.
J. A. MILLS.....General Agent
- NATCHEZ, MISS.**—
M. P. Frt. Sta., Phone 359.
H. A. DOHERTY.....General Agent
- NATIONAL STOCK YARDS, ILL.**—
Live Stock Exchange, Phone UP 5-0114
W. A. GROGAN.....Asst. Gen. Live Stock Agt.
O. L. SUTER.....Live Stock Agent
- NEW IBERIA, LA.**—
M. P. Frt. Sta., Phone 2260.
D. E. SNOW.....Gen. Agt. Frt. Dept.
- NEW ORLEANS 12, LA.**—
704 Richards Bldg., Phone Raymond 8244.
G. C. STOHLMAN.....Exec. Gen. Agt.
708 Richards Bldg., Phone Raymond 8244.
G. B. RIGGAN.....Asst. Traffic Mgr.
J. T. LEZE.....Gen. Agt. Pass. Dept.
E. MITCHELL.....City Pass. Agent
R. J. CONLEY.....City Pass. Agent
W. R. HANNA.....Asst. Gen. Frt. Agt.
C. W. HERBERT.....Foreign Frt. Agt.
207 St. Charles St., Phone Raymond 3181.
P. E. TUMA.....City Tkt. Agt.
- NEW YORK 7, N. Y.**—
225 Broadway Transportation Bldg., Phone
Digby 9-0255.
GEORGE BRUNNER.....Eastern Traffic Mgr.
W. F. VITT.....Gen. Agt. Pass. Dept.
J. B. MOONEY.....Dist. Pass. Agt.
B. C. BARKER.....Traffic Rep.
P. L. MOYLE.....Traffic Rep.
L. J. CARLEY.....Traffic Rep.
CHARLES HOFER.....General Agent
R. M. HUTCHISON.....Foreign Frt. Agt.
- NEW YORK 13, N. Y.**—
204 Franklin St., Phone Walker 5-2424.
C. M. FREY.....Dist. Mgr. Per. Traf.
- OAKLAND 12, CALIF.**—
211 Financial Center Bldg., 405 14th St.,
Phone TE-2-0877-8.
HAROLD FLY.....Commercial Agent
- OKLAHOMA CITY 2, OKLA.**—
1609 Liberty Bank Bldg., Phone 3-2520.
C. CONSTANCE.....General Agent
- OMAHA 2, NEB.**—
1611 Farnam St., Phone Jackson 4543.
H. B. NEWCOMB.....Gen. Agt. Pass. Dept.
C. F. BRADY.....City Tkt. Agt.
719 Omaha Grain Exchange Bldg., Phone
Jackson 4543.
J. N. CLARK.....Asst. Gen. Frt. Agt.
- PARAGOULD, ARK.**—
M. P. Station, Phone 4115.
T. O. FLIPPIN.....Com'l Frt. & Pass. Agt.
- PHILADELPHIA 2, PA.**—
1103 Finance Bldg., Phone Rittenhouse 6-8365.
R. S. CROSSMAN.....General Agent
R. L. ROBERTS.....Dist. Pass. & Frt. Agt.
- PHOENIX, ARIZ.**—
600 Security Bldg., Phone 3-5414.
C. W. HARDY.....General Agent
- PINE BLUFF, ARK.**—
209 National Bldg., Phone 4600-4601.
F. J. BORN.....Div. Frt. & Pass. Agt.
- PITTSBURGH 19, PA.**—
1310 Gulf Bldg., Phone Atlantic 1-3820.
V. C. FAGAN.....General Agent
E. J. DOERSTE.....Dist. Pass. Agt.
H. J. HENRICH.....Per. Frt. Agt.
Phone AT-1-8739
- POPLAR BLUFF, MO.**—
Mo. Pac. Station, Phone 721-22-23.
T. B. ARNOLD.....Div. Frt. & Pass. Agt.
- PORTLAND 4, ORE.**—
642 Pacific Bldg., Phone Beacon 3752.
E. Y. BUTLER.....General Agent
- PUEBLO, COLO.**—
City Ticket Office, 201 North Main St., Phone
183 or 5880.
O. L. STRIEBY.....Asst. Gen. Frt. & Pass. Agt.
JOSEPH WEISIGER.....Dist. Pass. & Frt. Agt.
J. E. ANDERSON.....City Pass. & Tkt. Agt.
- SACRAMENTO 14, CALIF.**—
724-726 Forum Bldg., 1107 9th St., Phone Gilbert
3-5415.
F. C. DEVINE.....Commercial Agent
- ST. JOSEPH 9, MO.**—
601 Corby Bldg., Phone 4-2765.
R. E. HASTINGS.....Exec. General Agt.
J. J. RICHEY.....General Agent
- ST. LOUIS 3, MO.**—
1600 Missouri Pacific Bldg., Phone Main 1000.
W. F. MILLER.....Gen. Agt. Pass. Dept.
A. J. CONNORS.....Asst. Gen. Agt. Pass. Dept.
C. E. SALE.....City Pass. Agt.
C. E. HARTMANN.....City Pass. Agt.
F. W. LASKWITZ.....City Pass. Agt.
Union Station.
R. P. BASLER.....Sta. Pass. Agt.
Lobby Mo. Pac. Bldg.
E. J. BRANGLE.....Gen. Agt.
318 No. Broadway.
C. A. BRUNS.....City Tkt. Agt.
100 Mo. Pac. Bldg.
L. F. BINKLEY.....Gen. Frt. Agt.
W. B. MUELLER.....Gen. Agt. Frt. Dept.
C. L. THOLE.....Commercial Agent
- SALINA, KAN.**—
M. P. Sta., Phone 2275.
A. L. WEBB.....Div. Frt. & Pass. Agt.
- SALT LAKE CITY 1, UTAH**—
201 Judge Bldg., Phone 4-1928.
S. L. LOVE.....Gen. Agt.
- SAN ANTONIO 5, TEXAS**—
423 Majestic Bldg., Phone Fannin 3292.
W. E. ABEL.....Exec. General Agt.
E. J. ROTTENSTEIN.....Gen. Agt. Frt. Dept.
- SAN ANTONIO 5, TEXAS**—
318 North St. Mary's St., Phone Fannin 3292.
H. G. CLEVELAND.....Asst. Gen. Pass. Agt.
W. C. LANE.....Dist. Pass. Agt.
J. F. SMITH.....City Pass. Agt.
A. W. JOHNSON.....Trav. Pass. Agt.
G. P. DUBOSE.....City Tkt. Agt.
Mo. Pac. Pass. Sta., Phone Fannin 3292.
ROMINE HILTON.....Depot Pass. & Tkt. Agt.
L. M. FERGUS.....Asst. Gen. Live Stock Agt.
- SAN BENITO, TEX.**—
Mo. Pac. Station.
W. W. DEEN.....Pass. & Tkt. Agt.
- SAN FRANCISCO 5, CALIF.**—
593 Monadnock Bldg., Phone Sutter 1-1220.
J. J. KAVANAUGH.....Western Traffic Mgr.
I. G. MILLER.....Gen. Pass. Agt.
L. L. SMITH.....Asst. Trf. Mgr.
I. J. KEYES.....Dist. Mgr. Peris'ble Traf.
- SEATTLE 1, WASH.**—
852 Stuart Bldg., Phone Eliot 7040.
J. S. ROGERS.....General Agent
- SEDALIA, MO.**—
MoPac. Psgr. Sta., Phone 182.
J. F. DOWNS.....Div. Frt. & Pass. Agent
Ticket Agent Phone 88.
C. E. MCKENZIE.....Depot Tkt. Agt.
- SHREVEPORT 45, LA.**—
409 Medical Arts Bldg., 624 Travis, Phone 3-7374.
W. C. JACOBS.....General Agent
S. LOWE.....Traffic Rep.
- SIOUX CITY 1, IOWA**—
406 Commerce Bldg., Phone 86234.
R. G. HAINES.....General Agent
- SOUTH OMAHA, NEB.**—
126 Live Stock Exchange.
R. H. KURT.....Live Stock Agent
- SPRINGFIELD, MO.**—
M. P. Sta., Phone 4-0729.
V. J. COURTWRIGHT.....Div. Frt. & Pass. Agt.
- STOCKTON 5, CALIF.**—
American Trust Bldg., 22 N. San Joaquin, Phone
2-0469.
JULIUS GAEDTKE.....Commercial Agent
- TEXARKANA, ARK.**—
M. P. Frt. Sta., Phone 2-6121 & 2.
W. J. FANT.....Div. Frt. & Pass. Agt.
- TOPEKA, KAN.**—
M. P. Frt. Sta., Phone 6528.
E. D. STRATTON.....General Agent
- TULSA 3, OKLA.**—
225 Kennedy Bldg., Phone 4-7177.
L. M. BAKER.....General Agent
- TYLER, TEXAS**—
M. P. Frt. Sta., Phone 4-7269.
H. C. CARSWELL, JR.....General Agent
- WACO, TEXAS**—
711 Service Mut. Bldg., Phone 2-2587.
H. R. SMITH.....General Agent
- WASHINGTON 4, D. C.**—
931 National Press Bldg., Phone National 2921.
F. E. RICHTER.....General Agent
R. T. SCHLUDE.....Asst. Gen. Agt.
T. A. BAXTER.....Traffic Representative
F. M. DOWLING.....Traffic Representative
- WICHITA 2, KAN.**—
M. P. Pass. Sta., 302 W. Douglas St., Phone
5-2651.
G. W. CARLETON.....Asst. Gen. Frt. & Pass. Agt.
R. T. WEBB.....General Agent
R. H. LE PELL.....Dist. Pass. Agent
- WINSTON-SALEM 3, N. C.**—
1112 Reynolds Bldg., Phone 2-5352.
J. M. BRYAN.....General Agent

Condensed FREIGHT SCHEDULES

Between the St. Louis Gateway and...

Read Down

DALLAS, FT. WORTH, EL PASO and LOS ANGELES

Read Up

Train 65 and Connections	Train T&P 67 and Connections		Train 60 and Connections	Train 72 and Connections
2.00AM Tu 5.00AM We 7.00AM We 11.59AM Th	8.30PM Mo 12.30AM We 3.00AM We 8.00AM Th	Lv. Dupo (East St. Louis) Ar Ar. Dallas (Via T&P) Lv Ar. Ft. Worth Lv Ar. El Paso Lv Ar. Los Angeles Lv	8.00PM We 5.30AM Tu 4.00AM Tu 12.01AM Mo	2.00AM Th 9.20PM Tu 8.10PM Tu 12.01PM Mo

PALESTINE, WACO, SAN ANTONIO, CORPUS CHRISTI and LAREDO

Train 65 and Connections	Train 67 and Connections		Train 60 and Connections	
2.00AM Tu 8.30PM Tu 9.00AM We 1.00AM Th 2.40PM Th 6.20AM Fri	8.15PM Mo 1.30PM Tu 8.50PM Tu 12.30PM We 7.50AM We 5.30AM Th 6.20AM Th	Lv. Dupo (East St. Louis) Ar Ar. Texarkana Lv Ar. Palestine Lv Ar. Waco Lv Ar. San Antonio Lv Ar. Corpus Christi Lv Ar. Laredo Lv	8.00PM Th 3.45PM We 4.30AM We 3.10PM Mo 11.45AM Tu 8.00PM Mo 3.30AM Tu	

BEAUMONT, HOUSTON, GALVESTON, CORPUS CHRISTI and BROWNSVILLE

Train 361 and Connections	Train I-GN 67 and Connections	Train 369 and Connections	Train 65 and Connections	Train 60 and Connections	Train 72 and Connections	Train 360 and Connections	Train 370 and Connections	
7.00PM Mo 7.30PM Tu 8.00PM Tu 2.15AM We 6.00AM We 1.45PM We 5.30AM Th 2.00PM Th	8.15PM Mo 1.30PM Tu 2.00PM Tu 8.45AM We 11.00AM We 7.10PM We 1.00AM Th 1.45PM Th 5.30AM Fr 2.00PM Fr	3.00AM Tu 8.45AM We 11.00AM We 7.10PM We 1.00AM Th 1.45PM Th 5.30AM Fr 2.00PM Fr	2.00AM Tu 8.30PM Tu 10.40PM Tu 5.00PM We 3.30AM Th	Lv. Dupo (East St. Louis) Ar Ar. Texarkana Lv Ar. Texarkana Lv Ar. Alexandria Lv Ar. Alexandria Lv Ar. Beaumont Lv Ar. Houston Lv Ar. Galveston Lv Ar. Corpus Christi Lv Ar. Brownsville Lv	8.00PM We 3.45PM Tu 1.30PM Tu 9.00PM Mo 7.00AM Mo 8.00PM Su	2.00AM Th 2.30AM We 12.10AM We 2.30AM Tu 9.00PM Mo 1.00AM Mo	3.00AM Th 5.00PM Tu 2.30PM Tu 6.40AM Tu 2.30AM Tu 9.00PM Mo 1.00AM Mo	7.45PM Th 9.20AM We 5.00AM We 7.10PM Tu 2.30PM Tu 7.00AM Tu 8.00PM Mo

PUEBLO, DENVER, SALT LAKE CITY, OGDEN and SAN FRANCISCO

Train 81 and Connections	Train 61 and Connections		Train 62 and Connections	Train 68
1.30AM Mo 8.00PM Tu 3.00AM We 	9.30PM Mo 10.00AM We 7.00PM We 3.00PM Th 5.30PM Th	Lv. St. Louis Ar Ar. Pueblo (M. T.) Lv Ar. Denver (D&RGW) (M. T.) Lv Ar. Salt Lake City (D&RGW) (M. T.) Lv Ar. Ogden (D&RGW) (M. T.) Lv Ar. San Francisco Lv	8.00PM Sa 3.30AM Fr 9.00PM Th 4.00PM We 9.40PM We	5.30AM We 5.00PM Mo 10.30AM Mo

KANSAS CITY, ATCHISON, ST. JOSEPH, LINCOLN and OMAHA

Train 81 and Connections	Train 75 and Connections	Train 71 and Connections		Train 70 and Connections	Train 66 and Connections	Train 80 and Connections	Train 62 and Connections
1.30AM Mo 11.30AM Mo 8.55PM Mo 5.00AM Tu 1.45PM Tu 6.45AM Tu 6.15AM Tu	2.00PM Mo 1.00AM Tu 5.45AM Tu 10.00AM Tu 6.45AM We 2.00PM Tu	7.30PM Mo 5.00AM Tu 8.50AM Tu 10.00AM Tu 6.45AM We 2.00AM We	Lv. St. Louis Ar Ar. Kansas City Lv Ar. Atchison Lv Ar. St. Joseph Lv Ar. Lincoln Lv Ar. Omaha Lv	6.30AM Tu 8.00PM Mo 2.20PM Mo 4.00PM Mo 11.00PM Su 6.00AM Mo	10.30AM Tu 2.00AM Tu 11.15PM Mo 7.45PM Mo 4.45PM Mo	3.00AM We 12.30PM Tu 4.30AM Tu 8.00PM Mo	8.00PM Mo 7.00AM Mo

JOPLIN, WICHITA, HUTCHINSON, TOPEKA and SALINA

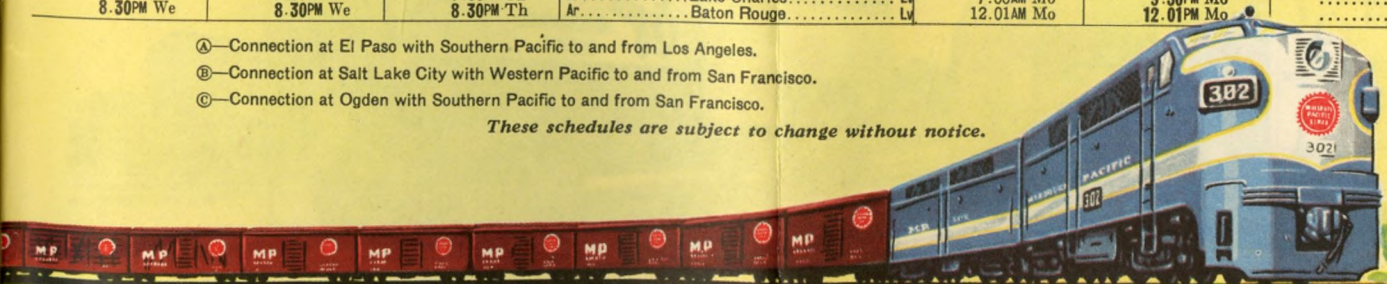
Train 81 and Connections	Train 79 and Connections	Train 61 and Connections		Train 62 and Connections	Train 78-80 and Conn.
1.30AM Mo 6.30AM Tu 8.15AM Tu	7.00PM Mo 6.00AM We 4.00PM Tu 7.00PM Tu	9.30PM Mo 6.30AM We 8.15AM We	Lv. St. Louis Ar Ar. Joplin Lv Ar. Wichita Lv Ar. Hutchinson Lv Ar. Topeka Lv Ar. Salina Lv	8.00PM We 2.30PM Tu 6.00AM Tu	3.00AM We 9.15PM Mo 11.30AM Mo 6.30PM Mo

MEMPHIS, HELENA, ALEXANDRIA, BATON ROUGE, NEW ORLEANS and LAKE CHARLES

Train 63 and Connections	Train 361 and Connections	Train 369 and Connections		Train 360 and Connections	Train 370 and Connections	Trains 367-368 & Conn.
6.40PM Mo 8.00AM Tu 3.05AM We 7.30PM Tu 5.30AM We 7.00AM We 8.30PM We	7.00PM Mo 8.00AM Tu 7.30PM Tu 5.30AM We 7.00AM We 8.30PM We	3.00AM Tu 5.30PM Tu 3.05AM We 8.45AM We 4.30PM We 7.00AM Th 8.30PM Th	Lv. St. Louis Ar Lv. Dupo (East St. Louis) Ar Ar. Memphis Lv Ar. Helena Lv Ar. Alexandria Lv Ar. New Orleans Lv Ar. Lake Charles Lv Ar. Baton Rouge Lv	3.00AM We 1.30AM Tu 4.00AM We 5.00PM Mo 2.00AM Mo 7.00AM Mo 12.01AM Mo	7.45PM We 9.20AM Tu 9.00PM Tu 9.30PM Mo 12.01PM Mo	6.30PM Tu 7.45PM Tu 10.30PM Mo

- Ⓐ—Connection at El Paso with Southern Pacific to and from Los Angeles.
 Ⓑ—Connection at Salt Lake City with Western Pacific to and from San Francisco.
 Ⓒ—Connection at Ogden with Southern Pacific to and from San Francisco.

These schedules are subject to change without notice.





Missouri Pacific Opens New St. Louis Freight Station

A COMPLETELY MODERN freight station, of ample capacity and well equipped for the efficient handling of less-than-carload shipments, recently opened by the Missouri Pacific Lines is now serving St. Louis shippers and those who route their freight to and through the St. Louis Gateway.

Designed by Missouri Pacific engineers and built by Missouri Pacific construction forces, the new terminal occupies a site approximately three square blocks, adjacent to St. Louis' principal business and commercial districts. Its main structural features include a two-story brick office building and a huge completely covered and enclosed warehouse. Within the latter are spacious inbound and outbound platforms, two island platforms and twelve tracks, each of 15 cars capacity. Adjoining it is an additional open platform with ramp approach for receipt and delivery of bulky shipments. In addition to power-driven trucks and lift-trucks, mechanized freight handling equipment includes a gantry crane for heavy and unwieldy shipments. Paved driveways on two sides of the terminal permit ready access for vehicles delivering and picking up freight.

Separate St. Louis freight stations, one for shipments to the West, another for freight moving South and Southwest, formerly were maintained by the Missouri Pacific. All operations now are consolidated in the new terminal and the resultant elimination of station-to-station transfers not only saves time but, it is anticipated, will materially reduce damage to freight in transit.

