


**MISSOURI  
PACIFIC  
LINES**

**MISSOURI  
PACIFIC  
LINES**

ROUTE OF THE  
*Eagles*

ROUTE OF THE  
*Eagles*



Issued March 18, 1951

Issued March 18, 1951

**USE THE ST. LOUIS GATEWAY USE THE ST. LOUIS GATEWAY**



## The **STREAMLINED** **EAGLE FLOCK**

- ★ The **TEXAS EAGLE** overnight between St. Louis, Memphis and the principal cities of Texas. Through sleeping cars between New York, Washington and Texas.
- ★ The **COLORADO EAGLE** between St. Louis, Kansas City, Wichita and Colorado. Planetarium-observation coaches between St. Louis and Denver daily.
- ★ The **MISSOURI RIVER EAGLE** between St. Louis and Kansas City, St. Joseph, Lincoln, Omaha.
- ★ The **VALLEY EAGLE** between Houston, Corpus Christi and the Rio Grande Valley.
- ★ The **DELTA EAGLE** between Memphis and Marianna, and Helena, Ark., and Tallulah, La.

*Premium Speed, Convenience and Comfort  
at No Extra Fare*

R. J. McDERMOTT  
General Passenger Traffic Manager  
MISSOURI PACIFIC LINES  
ST. LOUIS 3, MISSOURI

**MISSOURI  
PACIFIC  
LINES**

**SERVING THE WEST  
-SOUTHWEST EMPIRE**

# Understanding a Time Table Is Not So Difficult - - -

In fact, you will find it simple, we believe, if you will read and follow the suggestions offered here. You can find in this folder the answers to most of the questions that are apt to arise concerning a trip on the Missouri Pacific Lines.

## ● Check References

**REFERENCES**

- ▲—Via Missouri Pacific Bus Lines
- f—Stops on signal.
- ★—Stops to receive or discharge revenue
- Stops to receive revenue passengers.
- Stops to discharge revenue passengers.
- †—Stops for revenue passengers to or from

Light figures indicate A. M.

**Index of Stations**

Table No.	Table No.
*Bartol. Tex. .... 19	*Branson, Mo. .... 4
*Baker, Kan. .... 5	*Braton, Tex. .... 78
*Bald Knob, Ark. .... 4, 16, 28	Tex. .... 21, 23, 88
*Baltimore, Ia. .... 39	*Bricks, Ark. .... 39
*Bancroft, Tex. .... 33	*Bridge Jct., Ark. .... 16, 39
*Bardol, Ia. .... 33	*Brinkley, Ark. .... 27
*Bartling, Ark. .... 33	*Bristol, La. .... 27
*Barnes, Kan. .... 7	*Broadway (See St. Louis)
*Bartlett, Kan. .... 7	*Bronaugh, Mo. .... 11
*Barron, Mo. .... 45	*Bronson, Kan. .... 9
*Bartholomew, Mo. .... 11	*Brookland, Ark. .... 28
*Bart, Ia. .... 31	*Brown, Mo. .... 4
*Bartlesville, Kan. .... 29	*Brown Spring, Mo. .... 4
*Barton, Ark. .... 40	
*Barton Junction, Ark. .... 40	
*Bate, Ia. .... 23	

## ● Index to Stations

First locate the place you are going to in the alphabetical index of stations on Pages 81-85. Then turn to the table bearing the number shown in the index. Here you will find the schedules of trains arriving at and departing from your destination.

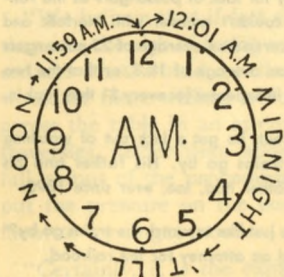
## ● Read Down

First read down the list of cities until you locate your starting point. Opposite you will find the departure times of trains that stop there. Continue reading down until you find the name of your destination where you can check the arrival times of trains stopping there.

**TABLE 1**

Miles	TABLE 1	5-1000 Daily
0	Lv ST. LOUIS .....	8:50
3	Lv Tower Grove .....	8:58
7	Lv Maplewood .....	
10	Lv Webster Groves .....	
13	Lv Kirkwood .....	9:10
18	Lv Valley Park .....	
23	Lv Jeddburg .....	
27	Lv Eureka .....	
30	Lv Allenton .....	
34	Lv Pacific .....	
39	Lv Gray Summit .....	
51	Lv Washington .....	9:47
64	Lv New Haven .....	
71	Lv Berger .....	
77	Lv Hermann .....	
85	Lv Gasconade .....	
89	Lv Morrison .....	
97	Lv .....	

## ● A. M. and P. M.



Departure times from 12:01 A.M. to 11:59 A.M. are shown in light figures. Times from 12:01 P.M. to 11:59 P.M. are shown in heavy figures.

There is a reason for each of the symbols that appear opposite some schedule figures. For illustration, "f" means stop to let passengers get on or off the train. Each symbol is explained in a footnote on the page on which it is shown. If you encounter a symbol in the table you are consulting, be sure to check the footnote. The information may affect your travel plans.

## ● Rail and Pullman Fares

**RAIL AND PULLMAN FARES**

In Coaches	Pullman	
	One Way	3 Months R. T.
ST. LOUIS, TEX. TO		
Chicago, Ill.	\$21.00	\$37.80
Hot Springs, Ark.	7.44	13.40
Little Rock, Ark.	7.27	13.10
Memphis, Tenn.	10.31	18.60
Mexico City, Mex.	14.69	26.45
St. Louis, Mo.		22.02
PORT WORTH TO		
Chicago, Ill.	21.00	37.80
Hot Springs, Ark.	8.10	14.60
Little Rock, Ark.	7.93	14.30
Memphis, Tenn.	10.97	19.75
Mexico City, Mex.	14.96	26.95
St. Louis, Mo.		22.43

A list of rail, sleeping and parlor car between principal cities is shown on Pages 75-80. Figures shown do not include 15 per cent Federal Tax that applies on all fares or 2 per cent Sales Tax applicable to intrastate fares between points in Missouri.

## ● Traffic Representatives

Addresses and telephone numbers of the traffic offices maintained by the Missouri Pacific Lines in principal cities of the United States, in Mexico, and Havana, Cuba, are listed on Pages 86-90. Call on any of these agencies any time you need information or assistance with your travel or shipping problems. You will be cordially welcomed and receive prompt attention.



## ● Other Helpful Information

Condensed schedules with descriptions of travel accommodations available on Missouri Pacific trains are shown on Pages 5-16. Departure times of connecting trains of other railroads from St. Louis, Memphis, Kansas City, New Orleans and Omaha are listed on Pages 65-68. Baggage and ticket regulations and other information of interest to travelers are presented on Pages 79-80.

ST. LOUIS — KANSAS CITY

TABLE <b>A</b>	5 Daily	15 Daily	11 Daily	19 Daily	9 Daily
Lv ST. LOUIS.....	8.50 Su	1.50 Su	4.00 Su	5.00 Su	11.50 Su
Ar JEFFERSON CITY.....	10.58 Su	4.05 Su	6.02 Su	8.05 Su	2.28 Mo
Ar SEDALIA.....	12.15 Su	5.28 Su	7.18 Su	9.45 Su	4.30 Mo
Ar KANSAS CITY.....	2.10 Su	7.45 Su	9.00 Su	12.15 Mo	7.20 Mo

ST. LOUIS — KANSAS CITY — DENVER —  
SAN FRANCISCO

TABLE <b>B</b>	15 Daily Example	11 Daily Example
Lv ST. LOUIS.....	1.50 Su	4.00 Su
Ar KANSAS CITY.....	7.45 Su	9.00 Su
Lv KANSAS CITY.....	8.30 Su	9.10 Su
Lv GENESEO.....	3.45 Mo	1.32 Mo
Ar HOISINGTON (C.T.).....	4.45 Mo	2.07 Mo
Ar PUEBLO (M.T.).....		6.45 Mo
<i>(Via D. &amp; R. G. W.)</i>		
Lv PUEBLO.....		6.50 Mo
Ar COLORADO SPGS. (A.T. & S.F. St.).....		7.46 Mo
Ar DENVER.....		9.35 Mo
Lv PUEBLO.....		12.10 Mo
Ar ROYAL GORGE.....		1.33 Mo
Ar GLENWOOD SPRINGS.....		8.27 Mo
Ar SALT LAKE CITY (M.T.).....		8.15 Tu
Ar OGDEN (M.T.).....		9.50 Tu
<i>(Via Western Pacific)</i>		
Lv SALT LAKE CITY (M.T.).....		10.40 Tu
Ar SAN FRANCISCO (P.T.).....		4.50 We
<i>(Via Southern Pacific)</i>		
Lv OGDEN (M.T.).....		6.22 Tu
Ar SAN FRANCISCO (P.T.).....		9.15 We
<b>CONNECTING TRAIN</b>		
Lv WICHITA.....	9.30 Su	9.30 Su
Ar GENESEO.....	12.15 Mo	12.15 Mo

ST. LOUIS — KANSAS CITY — LOS ANGELES

TABLE <b>C</b>	11 Daily	9 Daily
Lv ST. LOUIS.....	4.00 Su	11.50 Su
Ar KANSAS CITY.....	9.00 Su	7.20 Mo
<i>(Via Rock Island)</i>		
Lv KANSAS CITY.....	11.10 Su	8.00 Mo
Ar TUCSON.....	9.15 Mo	9.15 Tu
Ar PHOENIX.....	11.45 Mo	11.55 Tu
Ar LOS ANGELES.....	7.35 Tu	10.55 Tu
<i>(Via Santa Fe)</i>		
Lv KANSAS CITY.....	9.30 Su	8.00 Mo
Ar LOS ANGELES.....	10.25 Tu	7.00 We

ST. LOUIS — KANSAS CITY — OMAHA — LINCOLN

TABLE <b>D</b>	5-105-605	19-119-609
Lv ST. LOUIS.....	8.50 Su	5.00 Su
Lv KANSAS CITY.....	2.25 Su	12.40 Mo
Ar OMAHA.....	6.40 Su	7.45 Mo
Ar LINCOLN.....	7.20 Su	10.30 Mo

ST. LOUIS — WICHITA

TABLE <b>E</b>	19-419 Daily
Lv ST. LOUIS.....	5.00 Su
Ar WICHITA.....	7.15 Mo

No. 14—March 18, 1951—All Editions

EQUIPMENT: WESTBOUND

No. 11—Colorado Eagle  
Streamlined Train

**Sleepers:**

St. Louis to Denver. 14 Roomettes, 1 Drawing Room, 2 Double Bedrooms. [111]

St. Louis to Denver. 14 Roomettes 4 Double Bedrooms. [112].

St. Louis to Los Angeles. R. I.—S. P. No. 3 from Kansas City. 6 Sec. 6 Roomettes, 4 Double Bedrooms. [115].

Wichita to Denver. 8 Sec. 1 Dr. 3 Double Bedrooms. [114].

**Coach**..... St. Louis to Denver.

**Grill Coach**..... St. Louis to Denver.

**Planetarium Coach:**

St. Louis to Denver.

**Dining-Lng.**..... St. Louis to Denver.

No. 5-105-605

Missouri River Eagle  
Streamlined Train

**Reclining Seat**

**Coaches**..... St. Louis to Omaha.

**Coach**..... Union to Lincoln.

**Dining Car**..... St. Louis to Omaha.

**Parlor Car**..... St. Louis to Omaha. [51].

No. 15

**Mo. Pac Parlor Car—D. R.:**  
St. Louis to Kansas City. [151].

**Dining Lounge:**

St. Louis to Kansas City.

**Coaches:**

St. Louis to Kansas City.

Kansas City to Hoisington.

No. 9—The Missourian

**Sleepers:** (Ready for occupancy 9:30 p.m.)

St. Louis to Kansas City. 8 Sec.

5 Double Bedrooms. [91]

St. Louis to Kansas City. 10 Sec.

1 Dr. 2 Compt. [92].

**Coaches**..... St. Louis to Kansas City.

No. 19-119-419-609  
The Sunflower

**Sleepers:**

St. Louis to Omaha. 10 Sec. 1 Dr. 2

Compt. [191].

(Train 119 from Kansas City).

St. Louis to Wichita. 10 Roomettes,

5 Double Bedrooms. [192].

(Train 419 from Pleasant Hill).

**Coaches:**

St. Louis to Kansas City.

Kansas City to Omaha.

Union to Lincoln.

**Grill Coach.** St. Louis to Wichita.

Kansas City to Omaha.

No. 519

**Coach**.. Atchison to Downs.

WHY DO YOU  
LIKE TRAINS?



HERE'S A  
NEW ANSWER

Railroads seeking to discontinue unprofitable local passenger trains almost invariably find their plans opposed by organizations and individuals representing the communities that will be affected by the proposed service eliminations. Trains on which the principal cargo has been empty seats for weeks, months or even years suddenly acquire the importance of the most popular mainliners when the question of their removal comes before state railway or public service commissions. Their supporters become as numerous and conspicuous as passengers were few and imperceptible.


The story of these hearings before regulatory commissions is an unhappily familiar one to railroaders. A Virginia farmer, however, injected a novel and diverting note into recent proceedings before the Virginia State Corporation Commission. He was one of a group of citizens opposing the plans of the Norfolk and Western Railway to take off their Trains 13 and 14 between Roanoke and Shenandoah, Virginia.

He wasn't mad at the railroad, the Richmond, Va., TIMES DISPATCH records in its story of the hearing, even though engine sparks had burned off a couple of acres of his grass a few years back. He had no facts and figures, he admitted, about whether the trains were losing money for lack of passengers as the railroad's witnesses said. He couldn't quarrel with Norfolk and Western claims that No. 13 carried an average of 23 passengers a day in 1950 and No. 14 an average of 18.8, or that the two trains cost the railroad \$5.11 in expenses for every \$1 they took in.

But, the witness pointed out, he got a kick out of watching those trains go by. His father and his grandfather had, too, ever since 1890.

"You just like to watch the trains go by?" queried an attorney for the railroad.

"Yep," said the witness, "I like to hear the whistles blow."



# COMPULSORY ARBITRATION

*Is It the Only*

## SOLUTION?

No alternative solution to the labor problem in the railroad industry is apparent. That is the conviction of Daniel P. Loomis, chairman of the Association of Western Railways, affirmed and explained in his recent statement to the Regional Transportation Conference of the United States Chamber of Commerce at Oklahoma City.

"The railroad industry approaches the proposition of compulsory arbitration with considerable reluctance," Mr. Loomis declared, "but based upon the experience of the last 10 years, we do not see any other solution.

"Since 1888—62 years ago—when the first railway labor legislation was passed, the entire effort has been to avoid the application of compulsory process to railway labor disputes. Yet, the situation today, and in the last 10 years, has been the worst since the first attempt of Congress to deal with railway labor disputes.

"Under the present system, it has been the policy of at least some of the brotherhoods to go through all the procedures provided in the Railway Labor Act to see what they could get, and, after a recommendation has been made by a Presidential Board, then to reject such recommendation in the hope that through political and economic pressure they will be able to get even more.

"We believe that if both sides fully realized that they ran the risk of losing something through procedures that would be final and binding, they would be more willing to do some real bargaining across the table in an attempt to settle these controversies, rather than allowing them to run the full gamut of the procedures of the Act and then put the pressure on the country and the government to try to get more.

"Certainly, it is the experience in legal circles that many court suits never go to trial because the parties will reach a settlement rather than take their chances on a final adjudication."

### KANSAS CITY — ST. LOUIS

TABLE <b>F</b>	10 Daily	20 Daily	12 Daily	6 Daily	14 Daily
Lv KANSAS CITY.....	11:30 Su	1.45 Su	7.01 Su	12.20 Su	4.00 Su
Lv SEDALIA.....	1.50 Mo	4.00 Su	8.38 Su	2.10 Su	5.55 Su
Lv JEFFERSON CITY.....	3.40 Mo	5.25 Su	9.45 Su	3.20 Su	7.15 Su
Ar ST. LOUIS.....	7.28 Mo	8.05 Su	12.01 Su	5.40 Su	10.05 Su

### EQUIPMENT: EASTBOUND

#### No. 12—Colorado Eagle Streamlined Train

##### Sleepers:

Denver to St. Louis. 14 Roomettes,  
1 Drawing Room, 2 Double Bed-  
rooms [31].

Denver to St. Louis. 14 Roomettes  
4 Double Bedrooms. [32].

Denver to Wichita. 8 Sec. 1 Drawing  
Room, 3 Double Bedrooms. [34].

**Coach**..... Denver to St. Louis.

**Grill Coach**..... Denver to St. Louis.

**Planetarium**

**Coach**..... Denver to St. Louis.

**Dining-Lng.** Denver to St. Louis.

#### No. 606-106-6 Missouri River Eagle

Streamlined Train

##### Reclining Seat

**Coaches**..... Omaha to St. Louis.

**Coach**..... Lincoln to Union.

**Dining Car**..... Omaha to St. Louis.

**Parlor Car**..... Omaha to St. Louis. [61].

#### No. 610-110-20 and 420-20 —The Sunflower

##### Sleepers:

Omaha to St. Louis. 10 Sec. 1 Dr.  
2 Compt. [204].

Los Angeles to St. Louis. 6 Sec. 6  
Roomettes, 4 Double Bedrooms. [41]  
(S. P.—R. I. No. 4 to Kansas City.)

Wichita to St. Louis. 10 Roomettes,  
5 Double Bedrooms. [202].

##### Coaches:

Omaha to Kansas City.

Union to Lincoln.

Kansas City to St. Louis.

**Grill Coach**..... Omaha to Kansas City.  
Wichita to St. Louis.

#### No. 10 The Missourian

**Sleepers:** (Ready for occupancy 10:00  
P. M.)

Kansas City to St. Louis. 10 Sec. 1 Dr.  
2 Compt. [105].

Kansas City to St. Louis. 8 Section,  
5 Double Bedrooms. [106].

##### Coaches:

Kansas City to St. Louis.

#### No. 14

**Parlor Car**..... Kansas City to St. Louis.  
1 Dr. [142].

**Coaches**..... Kansas City to St. Louis.

**Dining-Lng.** Kansas City to St. Louis.

#### No. 16

**Coach**..... Hoisington to Kansas City.

#### No. 510

**Coach**..... Downs to Atchison.

### SAN FRANCISCO — DENVER — KANSAS CITY — ST. LOUIS

TABLE <b>G</b>	16-6 Daily Example	12 Daily Example
<i>(Via Southern Pacific)</i>		
Lv SAN FRANCISCO (P.T.).....		11.00 Su
Ar OGDEN (M.T.).....		6.25Mo
<i>(Via Western Pacific)</i>		
Lv SAN FRANCISCO (P.T.).....		9.00 Su
Ar SALT LAKE CITY (M.T.).....		5.20Mo
<i>(Via D. &amp; R. G. W.)</i>		
Lv OGDEN (M.T.).....		3.50Mo
Lv SALT LAKE CITY (M.T.).....		5.30Mo
Lv GLENWOOD SPRINGS.....		4.10 Tu
Lv ROYAL GORGE.....		10.36 Tu
Ar PUEBLO.....		12.05 Tu
Lv DENVER.....		4.00 Tu
Lv COLO. SPRGS.(D.& R.G.W.Sta.).....		5.48 Tu
Ar PUEBLO.....		6.45 Tu
Lv PUEBLO (M.T.).....		6.50 Tu
Lv HOISINGTON (C.T.).....	11.40 Tu	1.12 We
Ar GENESEO.....	12.30 We	1.51 We
Ar KANSAS CITY.....	8.10 We	6.40 We
Lv KANSAS CITY.....	12.20 We	7.01 We
Ar ST. LOUIS.....	5.40 We	12.01 We
CONNECTING TRAIN		
Lv GENESEO.....	4.00 We	4.00 We
Ar WICHITA.....	7.00 We	7.00 We

### LOS ANGELES — KANSAS CITY — ST. LOUIS

TABLE <b>H</b>	10 Daily	20 Daily	12 Daily
<i>(Via Rock Island)</i>			
Lv LOS ANGELES.....	8.05 Su	1.30 Su	7.30 Su
Lv PHOENIX.....	8.00 Mo	10.40 Su	8.15 Su
Lv TUCSON.....	11.35 Mo	1.00 Mo	10.55 Su
Ar KANSAS CITY.....	9.50 Tu	1.25 Tu	3.30 Tu
<i>(Via Santa Fe)</i>			
Lv LOS ANGELES.....	6.15 Su		1.40 Su
Ar KANSAS CITY.....	10.15 Tu		6.15 Tu
Lv KANSAS CITY.....	11.30 Tu	1.45 Tu	7.01 Tu
Ar ST. LOUIS.....	7.28 We	8.05 Tu	12.01 Tu

### LINCOLN — OMAHA — KANSAS CITY — ST. LOUIS

TABLE <b>I</b>	610-110-20	606-106-6
Lv LINCOLN.....	3.30 Su	7.20 Su
Lv OMAHA.....	4.10 Su	8.00 Su
Ar KANSAS CITY.....	9.20 Su	11.59 Su
Ar ST. LOUIS.....	8.05 Mo	5.40 Su

### WICHITA — ST. LOUIS

TABLE <b>J</b>	420-20 Daily
Lv WICHITA.....	7.45 Su
Ar ST. LOUIS.....	8.05 Mo

TABLE

## ST. LOUIS — MEMPHIS AND ARKANSAS — TEXAS — ARIZONA — CALIFORNIA

	The Texan	THE TEXAS EAGLE	The Southerner	THE TEXAS EAGLE	The Texan	The Ozarker	The Southerner
	25 Daily Example	1 Daily Example	7 Daily Example	2 Daily Example	26 Daily Example	4 Daily Example	8 Daily Example
St. Louis Gateway							
Lv ST. LOUIS	2.00 Su	5.30 Su	12.45 Su	8.30 Sat			
Ar LITTLE ROCK	9.25 Su	12.20 Mo	10.30 Su				
Memphis Gateway		201-1	219-7				
Lv MEMPHIS		8.30 Su	8.00 Su				
Ar LITTLE ROCK		11.45 Su	11.05 Su				
Lv LITTLE ROCK	9.50 Su	12.40 Mo	11.25 Su				
Ar Texarkana	1.30 Mo	3.05 Mo	2.30 Su				
Ar Texarkana via T. & P.	2.00 Mo	3.25 Mo	3.00 Su				
Ar Longview	4.10 Mo	5.01 Mo	5.15 Su				
Ar Longview	4.10 Mo	5.01 Mo	5.15 Su				
Ar DALLAS	7.15 Mo	7.30 Mo	8.40 Su				
Ar FT. WORTH	8.15 Mo	8.30 Mo	10.05 Su				
Ar EL PASO (M.T.)		10.00 Mo	1.15 Mo				
Lv EL PASO (S.P.)		11.40 Mo	3.55 Mo				
Ar TUCSON		5.45 Tu	9.15 Mo				
Ar PHOENIX		8.20 Tu	11.45 Mo				
Ar LOS ANGELES (P.T.)		4.30 Tu	7.35 Tu				
				Memphis Gateway	2-202	26-202	8-220
				Lv LITTLE ROCK	2.30 Tu	▲ 9.45 Mo	▲ 3.30 Mo
				Ar MEMPHIS	6.30 Tu	▲ 1.35 Mo	7.00 Mo
				Lv LITTLE ROCK	1.30 Tu	2.00 Tu	7.55 Mo
				Ar ST. LOUIS	8.10 Tu	11.35 Tu	5.30 Mo

TABLE L ST. LOUIS—MEMPHIS AND SAN ANTONIO—MEXICO CITY

	THE TEXAS EAGLE	SUN-SHINE SPECIAL	The Southerner	SUN-SHINE SPECIAL	THE TEXAS EAGLE	The Southerner
	21 Daily Example	31 Daily Example	7-37 Daily Example	32 Daily Example	22 Daily Example	38-8 Daily Example
St. Louis Gateway						
Lv ST. LOUIS	5.30 Su	5.35 Su	12.45 Su		8.20 Sa	
Ar LITTLE ROCK	12.10 Mo	1.05 Mo	10.30 Su		3.50 Su	
Memphis Gateway	201-21		219-7		8.00 Su	
Lv MEMPHIS	8.30 Su	8.30 Su	8.00 Su		9.05 Su	
Ar LITTLE ROCK	11.45 Su	11.45 Su	11.05 Su			
Lv LITTLE ROCK	12.20 Mo	1.35 Mo	11.25 Su			
Ar Texarkana	3.00 Mo	4.50 Mo	2.30 Su			
Ar Texarkana	3.10 Mo	5.15 Mo	4.15 Su			
Via T. & P.						
Ar Longview	4.45 Mo	7.00 Mo	6.50 Su			
Ar Longview	4.50 Mo	7.15 Mo	7.10 Su			
Via MoPac.						
Ar Palestine	6.30 Mo	9.25 Mo	9.50 Su			
Ar Palestine	6.45 Mo	9.40 Mo	10.30 Su			
Ar AUSTIN	10.00 Mo	2.00 Mo	4.35 Mo			
Ar SAN ANTONIO	11.40 Mo	3.55 Mo	7.10 Mo			
Ar LAREDO	4.20 Mo					
Via N. R. of M.						
Lv NUEVO LAREDO	6.00 Mo					
Ar MONTERREY	10.15 Mo					
Ar MEXICO CITY	8.00 Tu					
				Memphis Gateway	32-202	38-220
				Lv LITTLE ROCK	2.30 Tu	3.30 Mo
				Ar MEMPHIS	6.30 Tu	7.00 Mo
				Lv LITTLE ROCK	11.59 Mo	1.40 Mo
				Ar ST. LOUIS	7.50 Tu	8.20 Mo

TABLE M ST. LOUIS—MEMPHIS AND HOUSTON—GALVESTON

	THE TEXAS EAGLE	SUN-SHINE SPECIAL	The Southerner	SUN-SHINE SPECIAL	THE TEXAS EAGLE	The Southerner
	21-25 Daily Example	31-131 Daily Example	7-37-27 Daily Example	132-32 Daily Example	26-22 Daily Example	28-38-8 Daily Example
St. Louis Gateway						
Lv ST. LOUIS	5.30 Su	5.35 Su	12.45 Su		2.00 Mo	7.30 Su
Ar LITTLE ROCK	12.10 Mo	1.05 Mo	10.30 Su		4.00 Mo	12.01 Mo
Memphis Gateway	201-21	201-31	219-7		6.55 Mo	4.30 Mo
Lv MEMPHIS	8.30 Su	8.30 Su	8.00 Su		7.15 Mo	5.30 Mo
Ar LITTLE ROCK	11.45 Su	11.45 Su	11.05 Su		9.00 Mo	8.10 Mo
Lv LITTLE ROCK	12.20 Mo	1.35 Mo	11.25 Su		9.05 Mo	8.30 Mo
Ar Texarkana	3.00 Mo	4.50 Mo	2.30 Su			
Ar Texarkana	3.10 Mo	5.15 Mo	4.15 Su			
Via T. & P.						
Ar Longview	4.45 Mo	7.00 Mo	6.50 Su			
Ar Longview	4.50 Mo	7.15 Mo	7.10 Su			
Via MoPac.						
Ar Palestine	6.30 Mo	9.25 Mo	9.50 Su			
Ar Palestine	6.50 Mo		11.59 Su			
Ar HOUSTON	10.00 Mo		5.45 Mo			
Ar GALVESTON	12.01 Mo					
				Memphis Gateway	32-202	38-220
				Lv LITTLE ROCK	2.30 Tu	3.30 Mo
				Ar MEMPHIS	6.30 Tu	7.00 Mo
				Lv LITTLE ROCK	11.59 Mo	1.40 Tu
				Ar ST. LOUIS	7.50 Tu	8.20 Tu

▲—Via bus—Rail tickets honored.

TABLE N CHICAGO—ST. LOUIS—HOT SPRINGS

	3	31-831	7-219
Lv CHICAGO (GM&O)			4.50 Sat
Lv ST. LOUIS	7.22 Su	5.35 Su	12.45 Su
Ar LITTLE ROCK	5.45 Su	1.05 Mo	10.30 Su
Lv LITTLE ROCK	▲ 7.20 Su	2.30 Mo	11.20 Su
Ar HOT SPRINGS	▲ 9.50 Su	4.00 Mo	12.45 Su
	220-8	832-32	4
Lv HOT SPRINGS	1.45 Su	8.00 Su	▲ 5.00 Su
Ar LITTLE ROCK	3.00 Su	9.45 Su	▲ 7.00 Su
Lv LITTLE ROCK	3.20 Su	11.59 Su	7.55 Su
Ar ST. LOUIS	11.00 Su	7.50 Mo	5.30 Su
Ar CHICAGO (GM&O)	7.00 Mo		

TABLE P MEMPHIS — HOT SPRINGS

	219	201
Lv MEMPHIS	8.00 Su	8.30 Su
Ar LITTLE ROCK	11.05 Su	11.45 Su
Lv LITTLE ROCK	11.20 Su	2.30 Mo
Ar BENTON	11.44 Su	2.50 Mo
Ar HOT SPRINGS	12.45 Su	4.00 Mo
	220	832-202
Lv HOT SPRINGS	1.45 Su	8.00 Su
Lv BENTON	2.31 Su	9.00 Su
Ar LITTLE ROCK	3.00 Su	9.45 Su
Lv LITTLE ROCK	3.30 Su	2.30 Mo
Ar MEMPHIS	7.00 Su	6.30 Mo

TABLE Q ST. LOUIS—MEMPHIS AND SHREVEPORT

	31-201
Lv ST. LOUIS	5.35 Su
Lv MEMPHIS	8.30 Su
Ar SHREVEPORT	7.30 Mo
	202-32
Lv SHREVEPORT	5.00 Su
Ar MEMPHIS	6.30 Mo
Ar ST. LOUIS	7.50 Mo

TABLE R ST. LOUIS—MEMPHIS AND EL DORADO

	31-201-821	7-219
Lv ST. LOUIS	5.35 Su	12.45 Su
Lv MEMPHIS	8.30 Su	8.00 Su
Ar EL DORADO	8.20 Mo	▲ 4.15 Su
	822-202-32	8-220
Lv EL DORADO	6.30 Su	9.▲ 00 Su
Ar MEMPHIS	6.30 Mo	7.00 Su
Ar ST. LOUIS	7.50 Mo	11.00 Su

# EQUIPMENT — SOUTHWEST

All Regular Cars Air Conditioned

## SOUTHBOUND

### The Texas Eagle Train No. 1

(Streamlined Train)

**Sleepers**—  
St. Louis to Ft. Worth (14 Rmte. 1 Dr. 2 DBR) [19]  
New York to El Paso (Via P.R.R.) (14 Rmte. 4 DBR) [MP-2].  
Washington to Ft. Worth (Via B.&O.) (14 Rmte. 4 DBR) [MP-30].  
Memphis to Ft. Worth (14 Rmte. 4 DBR) [18] (No. 201 to Little Rock).  
Dallas to Los Angeles (Roomette-Bedroom) [14]

**Lounge Car**—  
St. Louis to Ft. Worth (5 Bedroom) [17].

**Dining Car**—  
St. Louis to Ft. Worth.  
**Coaches—(Reclining Seats)**  
St. Louis to El Paso (Divided)  
St. Louis to El Paso.  
Memphis to Ft. Worth (Divided) (No. 201 to Little Rock)

### The Texas Eagle Train No. 21

(Streamlined Train)

**Sleepers**—  
St. Louis to Galveston (14 Rmte. 1 Dr. 2 DBR) [212].  
Memphis to Houston (14 Rmte. 4 DBR) [217] (No. 201 to Little Rock)  
Washington to Houston (Via P.R.R.) (10 Rmte. 6 DBR) [MP-5]  
New York to Houston (Via P.R.R.) (10 Rmte. 6 DBR) [MP-4].  
New York to San Antonio (Via P.R.R.) (10 Rmte. 6 DBR) [MP-3]  
St. Louis to San Antonio (14 Rmte. 4 DBR) [216]  
St. Louis to San Antonio (6 Sec. 6 Rmte. 4 DBR) [215].

**Dining Lounge Car**—  
St. Louis to Houston.  
St. Louis to San Antonio.  
**Coaches—(Reclining Seats)**  
St. Louis to Houston (Divided).  
St. Louis to Houston-Corpus Christi.  
St. Louis to San Antonio (Divided).  
St. Louis to San Antonio.  
Houston to Galveston (Divided).  
**No Checked Baggage or Remains Will Be Handled On This Train.**

### Aztec Eagle Train No. 21

**Sleepers**—  
San Antonio to Mexico City (10-1-2) [314].  
San Antonio to Mexico City (8 Sec. 5 DBR) [316].  
**Dining-Lounge (Mo. Pac. Car)**  
San Antonio to Mexico City.  
**Coaches—(Reclining Seats)**  
San Antonio to Mexico City (Reserved Seats);  
San Antonio to Laredo.

### Train No. 201

**Sleepers**—  
Memphis to Ft. Worth (14 Rmte. 4 DBR) [18]. (No. 1 from Little Rock).  
Memphis to Houston (14 Rmte. 4 DBR) [217]. (No. 21 from Little Rock).  
**Coaches—(Reclining Seats)**  
Memphis to Little Rock.  
Memphis to Ft. Worth (Divided) (No. 1 from Little Rock).

### The Sunshine Special Train No. 31

**Sleepers**—  
St. Louis to Hot Springs (14 Rmte. 4 DBR) [311] (No. 831 from Little Rock). (Open at Hot Springs until 8:00 AM).  
St. Louis to Lake Charles (8 Sec. 5 DBR) [312] (No. 131 from Little Rock).  
St. Louis to El Dorado (8-1-2) [315] (No. 821 from Gurdon).  
St. Louis to Shreveport (14 Rmte. 4 DBR) [314] (L&A 3 from Hope).  
St. Louis to San Antonio (12-1) [317].  
St. Louis to San Antonio (14 Sec.) [M-75]

**Dining-Lounge Car**—  
St. Louis to Poplar Bluff.  
**Cafe-Parlor Car**—  
Texarkana to San Antonio.  
**Coaches—(Reclining Seats)**  
St. Louis to San Antonio (Divided).  
St. Louis to Hot Springs.

### The Ozarker No. 3

**Mo. Pac. Cafe-Parlor-Coach**—  
St. Louis to Little Rock. [35].  
**Coach**—St. Louis to Little Rock.

### No. 303

**Coach**—  
Knobel to Wynne.

### The Southerner No. 7

**Sleepers—Ready 9:30 PM**  
St. Louis to Ft. Worth (10-1-2) [73]  
St. Louis to San Antonio. (10-1-2) [375].  
Chicago to Hot Springs (10 Rmte. 6 DBR) [71] (G. M. & O. 3 to St. Louis).  
Dallas to El Paso (Roomette-Bedroom) [72]  
**Coaches**—  
St. Louis to San Antonio.  
St. Louis-Ft. Worth (Divided).  
Ft. Worth-El Paso.  
Palestine to Houston.  
**Dining-Lounge**—  
St. Louis to Longview.  
Marshall to El Paso.

### No. 219

**Mo. Pac. Parlor Car—(Dr.)**  
Memphis to Hot Springs. [2191].  
**Coaches**—  
Memphis to Hot Springs (Divided).  
Memphis to Hot Springs (Grill-Lounge).

### The Texan No. 25

**Sleepers**—  
Little Rock to Fort Worth (10-1-2) [254].  
**Coaches**—  
St. Louis to Ft. Worth (Divided).  
St. Louis to Little Rock (Cafe).

### No. 17

**Coach**—  
Little Rock to Texarkana (Divided).

## NORTHBOUND

### The Texas Eagle Train No. 2

(Streamlined Train)

**Sleepers**—  
Ft. Worth to St. Louis (14 Rmte. 1 Dr. 2 DBR) [23].  
Ft. Worth to Washington (Via B&O) (14 Rmte. 4 DBR) [BO-32].  
El Paso to New York (Via P.R.R.) (14 Rmte. 4 DBR) [PR-9].  
Ft. Worth to Memphis (14 Rmte. 4 DBR) [266] (No. 202 from Little Rock).

**Lounge Car**—  
Ft. Worth to St. Louis (5 Bedroom) [29].

**Dining Car**—  
Ft. Worth to St. Louis.  
**Coaches—(Reclining Seats)**  
El Paso to St. Louis (Divided).  
El Paso to St. Louis.  
Ft. Worth to Memphis (Divided) (No. 202 from Little Rock).

### The Texas Eagle Train No. 22

(Streamlined Train)

**Sleepers**—  
Galveston to St. Louis (14 Rmte. 1 Dr. 2 DBR) [267].  
Houston to Memphis (14 Rmte. 4 DBR) [265] (No. 202 from Little Rock).  
Houston to Washington (Via P.R.R.) (10 Rmte. 6 DBR) [PR-11].  
Houston to New York (Via P.R.R.) (10 Rmte. 6 DBR) [PR-12].  
San Antonio to New York (Via P.R.R.) (10 Rmte. 6 DBR) [PR-15]  
San Antonio to St. Louis (14 Rmte. 4 DBR) [228].  
San Antonio to St. Louis (6 Sec. 6 Rmte. 4 DBR) [227].

**Dining-Lounge Car**—  
Houston to St. Louis.  
San Antonio to St. Louis.  
**Coaches—(Reclining Seats)**  
Galveston to Houston (Divided);  
Houston to St. Louis (Divided).  
Corpus Christi-Houston to St. Louis.  
San Antonio to St. Louis (Divided).  
San Antonio to St. Louis.  
**No Checked Baggage or Remains Will Be Handled On This Train.**

### Aztec Eagle Train No. 22

**Sleepers**—  
Mexico City to San Antonio (10-1-2) [326].  
Mexico City to San Antonio (8 Sec. 5 DBR) [321].  
**Dining-Lounge (Mo. Pac. Car)**  
Mexico City to San Antonio.  
**Coaches—(Reclining Seats)**  
Mexico City to San Antonio (Reserved Seats).  
Laredo to San Antonio.

### Train No. 202

**Sleepers**—  
(Open at Memphis until 7:30 A. M.)  
Ft. Worth to Memphis (14 Rmte. 4 DBR) [266]. (No. 2 to Little Rock).  
Houston to Memphis (14 Rmte. 4 DBR) [265] (Train 22 to Little Rock).  
**Coaches—(Reclining Seats)**  
Ft. Worth to Memphis (Divided) (No. 2 to Little Rock).  
Little Rock to Memphis.

### The Sunshine Special Train No. 32

**Sleepers**—  
San Antonio to St. Louis (12-1) [320].  
San Antonio to St. Louis (14 Sec.) [M-100].  
Shreveport to St. Louis (14 Rmte. 4 DBR) [323] (KCS 16 to Texarkana).  
El Dorado to St. Louis (8-1-2) [324] (No. 822 to Gurdon).  
Lake Charles to St. Louis (8 Sec. 5 DBR.) [1021] (No. 132 to Little Rock).  
Hot Springs to St. Louis (14 Rmte. 4 DBR) [325] (No. 832 to Little Rock).  
Little Rock to St. Louis (10-1-2) [327]. (Ready for occupancy 10:00 PM)  
**Dining-Lounge Car**—  
Poplar Bluff to St. Louis.  
**Cafe-Parlor Car**—  
San Antonio to Texarkana.  
**Coaches—(Reclining Seats)**  
San Antonio to St. Louis (Divided).  
Hot Springs to St. Louis.

### The Ozarker No. 4

**Mo. Pac. Cafe-Parlor-Coach**—  
Little Rock to St. Louis. [45].  
**Sleeper**—  
Ft. Worth to Little Rock. (10-1-2) [41].  
**Coaches**—  
Ft. Worth to St. Louis (Divided).  
Texarkana to St. Louis.

### No. 304

**Coach**—  
Wynne to Knobel.

### The Southerner No. 8

**Sleepers**—  
Ft. Worth to St. Louis (10-1-2) [82]  
San Antonio-Little Rock (10-1-2) [382].  
Hot Springs to Chicago (10 Rmte. 6 DBR) [83]. (To Little Rock No. 220, from St. Louis GM&O No. 8).  
**Coaches**—  
San Antonio to St. Louis (Divided).  
Houston to Palestine.  
El Paso to St. Louis (Divided).  
**Dining Lounge**—  
Longview to St. Louis.  
Ft. Worth to Marshall.

### No. 220

**Mo. Pac. Parlor Car (Dr)**—  
Hot Springs to Memphis. [2201].  
**Sleepers**—  
Hot Springs to Chicago (14 Rmte. 1 Dr. 2 DBR) [83]. (Train 8 from Little Rock).  
**Coaches**—  
Hot Springs to Memphis (Divided).  
Hot Springs to Memphis (Grill-Lounge).

### The Texan No. 26

**Coaches**—  
Texarkana to St. Louis. (Divided).  
Little Rock to St. Louis (Cafe).

Designating Number of Sleeping or Parlor Cars indicated in brackets [ ].  
Capacity of sleepers shown in parenthesis—(12-1)—12 Section 1 drawing room—(10-1-2) 10 Section 1 drawing room 2 compartment—(14 Rmte. 4 DBR) 14 Roomette  
4 Double Bedroom—(8 Sec. 5 DBR)—8 Section 5 double bedroom. (14 Rmte. 1 Dr. 2 DBR) 14 Roomette 1 Drawing Room 2 Double Bedroom.

**TABLE S KANSAS CITY — LITTLE ROCK — HOT SPRINGS**


	15-117		220-124-16
Lv KANSAS CITY.....	8.30 Su	Lv HOT SPRINGS.....	1.45 Mo
Lv COFFEYVILLE.....	2.35 Mo	Ar LITTLE ROCK.....	3.00 Mo
Lv FT. SMITH.....	7.20 Mo		
Ar LITTLE ROCK.....	11.59 Mo	Lv LITTLE ROCK.....	4.00 Mo
		Lv FT. SMITH.....	8.55 Mo
Lv LITTLE ROCK.....	▲1.05 Mo	Lv COFFEYVILLE.....	2.00 Tu
Ar HOT SPRINGS.....	▲3.20 Mo	Ar KANSAS CITY.....	8.10 Tu



**No. 117**  
**The Rainbow Special**  
**Sleeper**—  
Kansas City to Little Rock (10 Sec. 1 Dr. 2 Compt.) [1171]  
**Coach**—Kansas City to Little Rock.  
**Grill Coach**—Coffeyville to Little Rock.

**No. 124**  
**The Rainbow Special**  
**Sleeper**—  
Little Rock to Kansas City. (10 Sec. 1 Dr. 2 Compt.) [1241]  
**Coach**—Little Rock to Kansas City.  
**Grill Coach**—Little Rock to Coffeyville.

# NAME THE TOWN



Each one of the sketches below suggests the name of a town listed in the timetable numbered the same as the sketch label. For example, sketch No. 1 represents COLLEGE STATION, Texas, on Table 33. See what you can do with the others. Check your answers on Page 27 when you have finished.


**TABLE 33.**

**TABLE 39.**

**TABLE 16.**

**TABLE 27.**

**TABLE 8.**

**TABLE 3.**

**TABLE 17.**

**TABLE 27.**

**TABLE 28.**

**TABLE 4.**
**TABLE T ST. LOUIS — MEMPHIS — NEW ORLEANS — LAKE CHARLES**

	3-335-103	31-201-131		132-202-32	116-334-8
Lv ST. LOUIS.....	7.22 Su	5.35 Su	Lv LAKE CHARLES.....	1.05 Su	
Lv MEMPHIS.....	4.00 Su	8.30 Su	Lv NEW ORLEANS.....	8.10 Su	7.50 Su
Lv LITTLE ROCK.....	6.00 Su	1.30 Mo	Lv ALEXANDRIA.....	4.15 Su	1.25 Mo
Ar MONROE.....	11.25 Su	6.35 Mo	Lv MONROE.....	6.45 Mo	3.55 Mo
Ar ALEXANDRIA.....	1.40 Mo	8.55 Mo	Ar LITTLE ROCK.....	11.35 Mo	9.10 Mo
Ar NEW ORLEANS.....	7.00 Mo	7.05 Mo	Ar MEMPHIS.....	6.30 Mo	11.30 Mo
Ar LAKE CHARLES.....		12.15 Mo	Ar ST. LOUIS.....	7.50 Mo	11.00 Mo

**No. 131**  
**Louisiana Sunshine Special**  
**Sleeper**—  
St. Louis to Lake Charles (8 Sec. 5 Double Bedroom) [312] (No. 31 to Little Rock.)  
**Coach**—Little Rock to Lake Charles.  
**Grill—Coach**—Little Rock to Alexandria.

**No. 103**  
**Sleepers**—  
Little Rock to New Orleans (10 Sec. 1 Dr. 2 Compt.) [1031]  
Monroe to New Orleans (10 Sec. 1 Dr. 2 Compt.) [1032] (Ready for occupancy 9:30 P.M.)  
**Grill—Coach**—  
Little Rock to Monroe.  
**Coach**—Little Rock to New Orleans.

**No. 132**  
**Louisiana Sunshine Special**  
**Sleeper**—  
Lake Charles to St. Louis (8 Sec. 5 Double Bedroom) [1021] (No. 32 from Little Rock.)  
**Coach**—Lake Charles to Little Rock.  
**Grill—Coach**—Alexandria to Little Rock.

**No. 116—The Southerner**  
**Sleepers**—  
New Orleans-Little Rock (10 Sec. 1 Dr. 2 Compt.) [1161]  
New Orleans-Monroe. (10 Sec. 1 Dr. 2 Compt.) [1162]. (May be occupied until 8:00 A. M.)  
**Coach**—New Orleans-Little Rock.  
**Grill Coach**  
Monroe to Little Rock.

**TABLE U KANSAS CITY — LITTLE ROCK — MEMPHIS**

	210-221-222		231-232-211
	Daily		Daily
Lv KANSAS CITY.....	11.50	Lv MEMPHIS.....	12.30
Ar BRANSON.....	8.51	Lv LITTLE ROCK.....	2.00
Ar HOLLISTER.....	8.55	Lv HOLLISTER.....	10.51
Ar LITTLE ROCK.....	5.45	Lv BRANSON.....	11.00
Ar MEMPHIS.....	6.20	Ar KANSAS CITY.....	6.15

**No. 210-221-222 The Southern Scenic 231-232-211**

**Sleeper**—  
Between Kansas City and Memphis (10 Sec. 1 Dr. 2 Compt.) [2101-2310].

**Grill—Coach**—  
Between Kansas City and Memphis.

▲Via Missouri Pacific Bus Lines-rail tickets honored—remains cannot be handled.



# MO-PAC Going "All Out" in Use of TRAIN RADIO



A pioneer in the use of train radio communication, the Missouri Pacific now is installing train-to-train radio equipment on every one of its diesel-powered locomotives and equipping more cabooses for cab-to-caboose radio communication on freight trains.

With completion of the current radio installation program this summer, the Missouri Pacific will have more train radio than any other railroad in the world. A total of 312 diesel locomotives—45 passenger, 271 freight—and 290 cabooses will be equipped for radio communication. More than 80 per cent of all main line passenger train mileage will be radio equipped, and 3,243 miles—one third of the Missouri Pacific's total—will be completely dieselized and entirely radio equipped. Most of the remaining mileage will be partially dieselized and radio equipped.

By means of train radio the enginemen in diesel cabs can communicate and keep in touch with the enginemen in other trains. Cab-to-caboose radio enables the conductor and engineer of a freight train to talk to each other, instantly transmitting orders and information, even though weather conditions, train length and terrain make it impossible to see visual signals. The over-all result is more efficient, dependable operation of trains on the line and in terminals.

Expansion of the use of this efficient, modern communication equipment is another phase of the Missouri Pacific's progressive-improvement program designed to assure ever better transportation for the West-Southwest empire it serves.

## TABLE V NEW ORLEANS, BATON ROUGE, BEAUMONT, HOUSTON CALIFORNIA

	3 Daily	9 Daily		SFe 24-65	
Lv NEW ORLEANS...	8.10 Su	9.50 Su	Lv SAN FRANCISCO...	7.45 Fr	.....
Lv BATON ROUGE...	10.30 Su	12.10Mo	Lv LOS ANGELES...	1.40 Fr	.....
Ar BEAUMONT...	4.00 Su	5.25Mo	Lv GRAND CANYON...	8.00 Fr	.....
Ar HOUSTON...	6.25 Su	7.50Mo	Ar HOUSTON...	8.15 Su	.....
	SFe 66-23			4 Daily	10 Daily
Lv HOUSTON...	6.55 Su	.....	Lv HOUSTON...	8.55 Su	9.20 Su
Ar GRAND CANYON...	7.00 Tu	.....	Lv BEAUMONT...	11.25 Su	11.25 Su
Ar SAN FRANCISCO...	5.25 Tu	.....	Ar BATON ROUGE...	5.15 Su	4.50Mo
Ar LOS ANGELES...	10.40 Tu	.....	Ar NEW ORLEANS...	7.35 Su	7.10Mo

### Nos. 3 and 4—The Orleanian

*Sleeper*..... Between New Orleans and Oakland  
6 Sec. 6 Rmte 4 DBR [237-247]

*Cafe-Lounge*..... Between New Orleans and Houston.

*DeLuxe Chair Cars and Coaches*..... Between New Orleans and Houston.

### Nos. 9 and 10—The Houstonian

*Sleeper, 8-Sec. 5 Double BedRoom*..... Between New Orleans and Houston [95-105].

*DeLuxe Chair Cars and Coaches*..... Between New Orleans and Houston.

### Trains 17-18

*Coaches*..... Between Houston and Valley Junction.

## TABLE W ST. LOUIS AND MEMPHIS TO THE RIO GRANDE VALLEY

(VIA HOUSTON)	21-201-25-11 Daily	15-215 Daily	(VIA HOUSTON)	16-216 Daily	12-26-202-22 Daily
Lv ST. LOUIS.....	5.30 Su	.....	Lv MISSION.....	6.30 Su	▲6.00 Su
Lv MEMPHIS.....	8.30 Su	.....	Lv BROWNSVILLE.....	8.15 Su	6.45 Su
Ar HOUSTON.....	10.00Mo	.....	Lv HARLINGEN.....	9.15 Su	7.30 Su
Lv HOUSTON.....	10.45Mo	9.20Mo	Lv CORPUS CHRISTI.....	11.45 Su	9.50 Su
Ar CORPUS CHRISTI.....	4.25Mo	4.35 Tu	Ar HOUSTON.....	7.30Mo	3.15 Su
Ar HARLINGEN.....	6.50Mo	6.45 Tu	Lv HOUSTON.....	.....	4.00 Su
Ar BROWNSVILLE.....	7.40Mo	8.00 Tu	Ar MEMPHIS.....	.....	6.30Mo
Ar MISSION.....	▲8.20Mo	8.55 Tu	Ar ST. LOUIS.....	.....	8.20Mo

### Nos. 15 and 16—The Pioneer

*Sleepers*..... Between Houston and Brownsville (10 Sec. 1 Dr. 2 Compt.) [150-160].  
Between Houston and Corpus Christi (10 Sec. 1 Dr. 2 Compt.) [155-216].  
(At Corpus Christi sleeper is ready for occupancy at 9:30 PM—may be occupied until 8:00 AM).

*Chair Car & Coaches*..... Between Houston and Corpus Christi.  
..... Between Houston and Brownsville.

### Nos. 11 and 12—The Valley Eagle

*Coaches*..... Between Houston and Brownsville. (Grill)  
..... Between St. Louis-Houston and Corpus Christi.  
..... Between San Antonio and Brownsville.

(VIA SAN ANTONIO)	21-201-205 Daily	31-201-215 Daily	(VIA SAN ANTONIO)	216-202-32 Daily	206-22-202 Daily
Lv ST. LOUIS.....	5.30 Su	5.35 Su	Lv MISSION.....	6.30 Su	▲6.00Mo
Lv MEMPHIS.....	8.30 Su	8.30 Su	Lv BROWNSVILLE.....	8.15 Su	6.45Mo
Ar SAN ANTONIO.....	11.40Mo	3.55Mo	Lv HARLINGEN.....	9.15 Su	7.30Mo
Lv SAN ANTONIO.....	11.55Mo	10.40Mo	Lv CORPUS CHRISTI.....	11.45 Su	9.50Mo
Ar CORPUS CHRISTI.....	4.25Mo	4.35 Tu	Ar SAN ANTONIO.....	6.45Mo	1.55Mo
Ar HARLINGEN.....	6.50Mo	6.45 Tu	Lv SAN ANTONIO.....	8.15Mo	2.10Mo
Ar BROWNSVILLE.....	7.40Mo	8.00 Tu	Ar MEMPHIS.....	6.30 Tu	6.30 Tu
Ar MISSION.....	▲8.20Mo	8.55 Tu	Ar ST. LOUIS.....	7.50 Tu	8.20 Tu

### Nos. 215-15 and 16-216

*Sleepers*..... Between San Antonio and Mission (12 Sec. 1 Dr.) [2150-1160].  
*Coach*..... Between San Antonio and Mission via Odem.  
*Chair Car*..... Between San Antonio and Corpus Christi.

### Nos. 205 and 206

*DeLuxe Chair Cars and Coaches*..... Between San Antonio and Corpus Christi.  
..... Between San Antonio and Brownsville.

▲Via Missouri Pacific Bus Lines-rail tickets honored—remains cannot be handled.

ST. LOUIS — KANSAS CITY — OMAHA — LINCOLN

Miles	TABLE 1 5-1-50	5-105-605 Daily	15 Daily	11 Daily	19-119- 609 Daily	9 Daily	35 Daily Ex. Sat. Su. & Holidays
0	Lv ST. LOUIS.....	8.50	1.50	4.00	5.00	11.50	5.25
3	Lv Tower Grove.....	8.58	2.00	4.07	5.10	11.58	5.33
7	Lv Maplewood.....						5.41
10	Lv Webster Groves.....						5.52
13	Lv Kirkwood.....	9.10	2.12	4.15	5.22	12.19	6.05
18	Lv Valley Park.....			4.20	5.30		6.17
23	Lv Jedsburg.....						6.32
27	Lv Eureka.....						6.43
30	Lv Allenton.....						6.55
34	Lv Pacific.....						
39	Lv Gray Summit.....						
51	Lv Washington.....	9.47	2.50		6.15	1.07	
64	Lv New Haven.....				6.35	★ 1.20	
71	Lv Berger.....				6.47		
77	Lv Hermann.....				7.00	★ 1.38	
85	Lv Gasconade.....						
89	Lv Morrison.....		3.26		7.17		
97	Lv Chamois.....				7.27		
102	Lv St. Aubert.....						
109	Lv Bonnot's Mill.....				7.42		
114	Lv Osage.....		3.55				
122	Lv Jefferson City.....	10.58	4.05	6.02	8.05	2.28	
122	Lv Jefferson City.....	11.00	4.10	6.05	8.15	2.40	
137	Lv Centertown.....						
147	Lv California.....	★ 11.28		★ 6.34	8.50	★ 3.16	
153	Lv Clarksburg.....						
159	Lv Tipton.....		4.52			★ 3.30	
164	Lv Syracuse.....						
172	Lv Ottterville.....						
185	Lv Sedalia.....	12.15	5.28	7.18	9.45	4.30	
192	Lv Dresden.....						
197	Lv Lamonte.....						
204	Lv Knobnoster.....				★ 10.08		
208	Lv Montserrat.....						
215	Lv Warrensburg.....	12.43	6.08	★ 7.47	10.20	5.07	
221	Lv Centerville.....						
229	Lv Holden.....		6.27				
239	Lv Strasburg.....						211 Daily
246	Ar Pleasant Hill.....	★ 1.17	★ 6.50	★ 8.16	11.10	6.01	4.50
246	Lv Pleasant Hill.....	★ 1.17	★ 6.50	★ 8.16	11.10	6.01	4.57
251	Lv Greenwood.....						5.10
256	Lv Lee's Summit.....	★ 1.30			★ 6.17		5.35
270	Lv Independence.....	★ 1.45	★ 7.15	★ 8.40	11.35	6.45	5.35
279	Ar KANSAS CITY.....	2.10	7.45	9.00	12.15	7.20	6.15
		105			119	Bus	
279	Lv KANSAS CITY.....	2.25			12.40	8.45	
282	Lv Kansas City Kan.....	★ 2.30				9.00	
296	Lv Wolcott.....				f 1.05		
307	Lv Leavenworth.....	3.00			1.35	10.00	
309	Lv Fort Leavenworth.....	3.05			1.42	10.10	
317	Lv Oak Mills.....						
328	Ar Atchison.....	3.25			2.20	10.50	
335	Lv Shannon.....				f 2.35		
338	Lv Lancaster.....				f 2.42		
344	Lv Huron.....				f 2.51		
349	Lv Everest.....				f 3.01		
355	Lv Willis.....				f 3.12		
359	Lv Baker.....				f 3.17		
367	Lv Hiawatha.....				3.45		
372	Lv Padonia.....	4.06			f 3.55		
376	Lv Reserve, Kan.....				f 4.02		
382	Lv Falls City, Neb.....	4.22			4.18		
392	Lv Verdon.....				4.35		
398	Lv Stella.....				4.45		
405	Lv Howe.....				f 4.55		
411	Lv Auburn.....	4.50			5.15		
420	Lv Julian.....				5.30		
426	Lv Paul.....				f 5.40		
433	Lv Nebraska City.....	5.14			6.00		
444	Ar Union.....	5.35			6.30		
444	Lv Union.....	5.35			6.30		
452	Lv Murray.....				f 6.41		
459	Lv Plattsmouth.....	★ 5.52			6.50		
468	Lv Fort Crook.....	★ 6.03			f 7.08		
478	Ar OMAHA Un. Sta.).....	6.40			7.45		
		605			609		
444	Lv Union.....	5.50			8.55		
448	Lv Nehawka.....	f 5.58			9.05		
457	Lv Weeping Water.....	6.11			9.20		
464	Lv Wabash.....	f 6.21			f 9.33		
468	Lv Elmwood.....	6.28			9.40		
476	Lv Eagle.....	f 6.38			9.53		
483	Lv Walton.....				f 10.05		
492	Ar LINCOLN.....	7.20			10.30		

★—Stops to receive or discharge revenue passengers.  
 ■—Stops to receive revenue passengers.

f—Stops on signal.

# Another Mo. Pac. Station Modernized



Progress of the Missouri Pacific's long-range, system-wide program of station modernization was marked by the recent completion of extensive remodeling operations at the Hutchinson, Kansas station.

Originally the station at Hutchinson was a three-story building constructed to house the general offices of the Hutchinson and Southern, a short-lived Kansas railroad. It was later acquired by the Missouri Pacific and served the road as its passenger and freight station until late last year when remodeling started.

Now completely transformed in exterior appearance and interior arrangement, the Hutchinson station is a one-story ranch-type brick building that conforms to modern standards of design. In addition to an attractive waiting room and convenient ticket office facilities, the new station provides office space for division traffic forces and local freight agency employes. Grounds adjoining the front and both ends of the building have been neatly landscaped. Another attractive exterior feature is the ornamental aluminum canopy across the front of the station at the main waiting room doors. This supports stainless metal letters spelling the name Hutchinson.

In its continuing station improvement program the Missouri Pacific has completed similar remodeling projects at Wichita, Kansas; Kirkwood, Warrensburg and Arcadia, Mo., and Union, Neb. Last summer the road opened a completely new passenger station at Austin, Texas and is currently remodeling the Sedalia, Mo. station.



LINCOLN — OMAHA — KANSAS CITY — ST. LOUIS

Miles	TABLE 2 5-1-50	606-106-6 Daily	12 Daily	14 Daily	10 Daily	610-110-20 Daily		
0	Lv LINCOLN	7.20				3.30		
9	Lv Walton	f 7.36				3.47		
16	Lv Eagle	f 7.46				3.56		
24	Lv Elmwood	7.58				4.08		
28	Lv Wabash	f 8.05				f 4.15		
35	Lv Weeping Water	8.16				4.26		
44	Lv Nehawka	8.28				4.39		
48	Lv Union	8.40				4.50		
		106				110		
0	Lv OMAHA (Un. Sta.)	8.00				4.10		
10	Lv Fort Crook	★8.18				★4.31		
19	Lv Plattsmouth	★8.28				f 4.43		
26	Lv Murray							
34	Lv Union	8.45				5.07		
48	Lv Union	8.45				5.07		
59	Lv Nebraska City	8.59				5.28		
66	Lv Paul							
72	Lv Julian							
81	Lv Auburn	9.25				5.58		
87	Lv Howe							
94	Lv Stella							
100	Lv Verdon							
110	Lv Falls City, Neb.	9.56				6.39		
116	Lv Reserve, Kan.							
120	Lv Padonia							
125	Lv Hiawatha	10.12				7.01		
133	Lv Baker							
137	Lv Willis							
143	Lv Everest							
148	Lv Huron							
154	Lv Lancaster							
157	Lv Shannon							
164	Lv Atchison	10.55				7.55		
175	Lv Oak Mills							
183	Lv Fort Leavenworth	11.14				8.15		
185	Lv Leavenworth	11.19				8.25		6.30
196	Lv Wolcott							
210	Lv Kansas City, Kan.	★11.51				★9.10		7.25
213	Lv KANSAS CITY	11.59				9.20		7.45
		6	12	14	10	20	210	
213	Lv KANSAS CITY	12.20				1.45	11.50	
222	Lv Independence	★12.36	★7.16	★4.18	11.50	★2.05	12.16	
236	Lv Lee's Summit	★12.51			12.07		12.36	
241	Lv Greenwood						12.43	
246	Lv Pleasant Hill	★1.02		★4.45	12.20	2.45	1.00	
246	Lv Strasburg	★1.02		★4.45	12.20	2.45		
253	Lv Holden				12.42			
263	Lv Centerville							
271	Lv Warrensburg	1.36	★8.08	5.18	1.05	★3.24		
284	Lv Montserrat							
288	Lv Knobnoster							
295	Lv Lamonte							
300	Lv Dresden							
307	Lv Sedalia	2.10	8.38	5.55	1.50	4.00		
320	Lv Otterville							
328	Lv Syracuse							
333	Lv Tipton				2.25			
339	Lv Clarksburg							
345	Lv California	★2.49	★9.16		2.45	★4.42		
355	Lv Centertown							
370	Lv Jefferson City	3.15	9.41	7.10	3.30	5.15		
370	Lv Jefferson City	3.20	9.45	7.15	3.40	5.25		
378	Lv Osage				f 3.52			
383	Lv Bonnot's Mill				4.00			
390	Lv St. Aubert							
395	Lv Chamois				4.20			
403	Lv Morrison				4.35			
407	Lv Gasconade				4.42			
415	Lv Hermann				8.07	4.55		
421	Lv Berger					5.06		
428	Lv New Haven				8.25	5.25		
441	Lv Washington	4.28			8.40	5.50	6.50	
453	Lv Gray Summit							
458	Lv Pacific							
462	Lv Allenton							
465	Lv Eureka							
469	Lv Jedburg							
474	Lv Valley Park							
479	Lv Kirkwood	●5.10	●11.31	●9.35	6.45	7.30		
482	Lv Webster Groves				6.50			
485	Lv Maplewood				7.00	●7.39		
489	Lv Tower Grove	5.23	11.44	9.47	7.11	7.45		
492	Lv ST. LOUIS	5.40	12.01	10.05	7.28	8.05		

Call on Missouri Pacific's travel library for suggestions about your vacation this summer. There are scores of delightful holiday resorts in the popular playgrounds of the West and Southwest, conveniently reached by Missouri Pacific Lines direct or through connecting rail routes.

How about the scenic mountain parks of Colorado or Utah? Or, perhaps, you would prefer Hot Springs National Park, the Missouri-Arkansas Ozarks, a Texas dude ranch, or some spot along the golden Gulf Coast. There is Mexico, too, a fascinating foreign vacationland as easily reached by rail as any place in our own United States.

Missouri Pacific has travel booklets or folders that present the attractions of each of these vacationland favorites — and they are yours for the asking. Here's the complete list:

- COLORADO • SOUTHERN UTAH PARKS
- SAN ANTONIO AND THE DUDE RANCH COUNTRY
- TEXAS GULF COAST • MEXICO
- HOT SPRINGS • THE OZARKS

Decide now on the one — or more — you want, then ask for it at any Missouri Pacific passenger traffic office. If it is more convenient, address your request to R. J. McDermott, General Passenger Traffic Manager, 1601 Missouri Pacific Building, 13th and Olive Streets, St. Louis 3, Missouri.


★—Stops to receive or discharge revenue passengers. f—Stops on signal.  
●—Stops to discharge revenue passengers.

**ST. LOUIS — KANSAS CITY — COLORADO —  
UTAH — CALIFORNIA**

Miles	TABLE 3	15 Daily	11 Daily	Bus Daily
0	Lv ST. LOUIS	1.50	4.00	
3	Lv Tower Grove	2.00	4.07	
10	Lv Webster Groves	4.15	4.15	
13	Lv Kirkwood	2.12	4.20	
51	Lv Washington	2.50		
122	Lv Jefferson City	4.10	6.05	
147	Lv California		6.34	
185	Lv Sedalia	5.28	7.18	
215	Lv Warrensburg	6.08	7.47	
246	Lv Pleasant Hill	6.50	8.16	
270	Lv Independence	7.15	8.40	
279	Ar KANSAS CITY	7.45	9.00	
279	Lv KANSAS CITY	8.30	9.10	8.05
331	Lv Paola (M. P. Sta.)	9.55		9.50
331	Lv Paola (FSCO. Sta.)		10.01	
338	Ar Osawatomie	10.25	10.13	
338	Lv Osawatomie	10.25	10.13	
359	Lv Ottawa	10.53	10.38	10.35
391	Lv Osage City	11.41		11.40
411	Lv Allen	12.06		12.20
429	Lv Council Grove	12.31	11.48	1.10
441	Lv Wilsey	12.47		1.00
456	Lv Herington	1.03	12.14	2.05
464	Lv Hope	1.18		1.50
476	Lv Carlton	1.33		2.05
483	Ar Gypsum	1.42		2.40
<i>Via Salina</i>				
483	Lv Gypsum	1.42		2.40
500	Ar SALINA	2.20		3.10
500	Lv SALINA	2.20		3.10
509	Lv Smolan	2.35		12.30
516	Lv Falun	2.45		
525	Ar Marquette	3.00		
<i>Via Lindsborg</i>				
483	Lv Gypsum			12.55
501	Lv Lindsborg			1.13
510	Ar Marquette			1.13
510	Lv Marquette	3.00		
518	Lv Langley	3.45	1.32	1.50
529	Ar Geneseo	3.45	1.32	1.50
529	Lv Geneseo	4.12		2.25
542	Lv Bushton	4.25		2.37
550	Lv Claffin	4.45	2.07	2.55
563	Ar Hoisington (CT)		1.15	2.05
563	Lv Hoisington (MT)		1.15	2.05
595	Lv La Crosse		1.46	3.30
610	Lv McCracken			3.30
621	Lv Brownell			3.30
632	Lv Ransom			3.30
645	Lv Utica			3.35
660	Lv Shields			3.35
668	Lv Healy			3.35
687	Ar Scott City		3.07	3.07
687	Lv Scott City		3.07	3.07
712	Lv Leoti		3.32	7.10
734	Lv Tribune			7.32
736	Lv Horace, Kan.		3.57	7.54
751	Lv Towner, Colo.			8.11
763	Lv Sheridan Lake			8.22
771	Lv Brandon			8.31
777	Lv Chivington			8.31
791	Lv Eads		4.46	8.55
811	Lv Haswell			9.20
826	Lv Arlington			9.40
846	Lv Sugar City		5.35	10.05
851	Lv Ordway		5.43	10.15
857	Lv Crowley			10.28
862	Lv Olney Springs			10.37
881	Lv Boone			11.09
902	Ar PUEBLO			12.01
<i>DRGW</i>				
902	Lv PUEBLO			6.50
946	Ar Colorado Springs (A.T. & S.F. Sta.)			7.46
1021	Ar DENVER			9.35
902	Lv PUEBLO		12.10	
947	Ar Royal Gorge		1.33	
1143	Ar Glenwood Springs		8.27	
1528	Ar Salt Lake City (MT)		8.15	
1528	Lv Salt Lake City (MT)		10.40	
2317	Ar Sacramento (PT)		12.28	
2362	Ar Stockton		1.34	
2448	Ar Oakland		4.00	
2455	Ar SAN FRANCISCO		4.50	

**CALIFORNIA — UTAH — COLORADO —  
KANSAS CITY — ST. LOUIS**

Miles	TABLE 4	16-6 Daily	12 Daily	Bus Daily
0	Lv SAN FRANCISCO		9.00	
7	Lv Oakland		9.44	
93	Lv Stockton		11.53	
138	Lv Sacramento (PT)		12.50	
927	Ar Salt Lake City (MT)		5.20	
927	Lv Salt Lake City (MT)		5.30	
1312	Lv Glenwood Springs		4.10	
1508	Lv Royal Gorge		10.36	
1553	Ar PUEBLO		12.05	
<i>DRGW</i>				
0	Lv DENVER		4.00	
75	Lv Colorado Springs (D.&R.G.W. STA.)		5.48	
119	Ar PUEBLO		6.45	1.55
1553	Lv PUEBLO		6.50	2.48
1574	Lv Boone			3.20
1593	Lv Olney Springs			3.30
1598	Lv Crowley			3.40
1604	Lv Ordway		7.35	3.52
1609	Lv Sugar City		7.41	4.16
1629	Lv Arlington			4.35
1634	Lv Haswell			5.10
1654	Lv Eads		8.31	5.32
1678	Lv Chivington			5.39
1684	Lv Brandon			5.51
1692	Lv Sheridan Lake			5.51
1704	Lv Towner, Colo.			6.06
1719	Lv Horace, Kan.		9.25	6.30
1721	Lv Tribune			6.40
1743	Lv Leoti		9.46	7.13
1768	Ar Scott City		10.11	7.45
1768	Lv Scott City		10.11	8.00
1787	Lv Healy			8.33
1795	Lv Shields			8.45
1810	Lv Utica			9.10
1823	Lv Ransom			9.33
1834	Lv Brownell			9.50
1845	Lv McCracken			10.10
1860	Lv La Crosse		11.30	10.40
1892	Ar Hoisington (MT)		12.02	11.30
1892	Lv Hoisington (CT)		1.12	12.35
1905	Lv Claffin		11.57	12.53
1913	Lv Bushton		12.06	1.05
1926	Ar Geneseo		12.30	1.51
1926	Lv Geneseo		12.30	1.51
1937	Lv Langley			1.51
1945	Ar Marquette		12.52	2.27
<i>Via Lindsborg</i>				
1945	Lv Marquette			2.27
1954	Lv Lindsborg			2.21
1972	Ar Gypsum			2.45
<i>Via Salina</i>				
1930	Lv Marquette		12.52	
1939	Lv Falun		1.05	
1946	Lv Smolan		1.14	
1955	Ar SALINA		1.45	
1955	Lv SALINA		1.45	
1972	Ar Gypsum		2.23	
1972	Lv Gypsum		2.23	
1979	Lv Carlton		2.35	
1991	Lv Hope		2.48	
1999	Lv Herington		3.00	3.07
2014	Lv Wilsey		3.25	
2026	Lv Council Grove		3.46	3.38
2044	Lv Allen			3.95
2064	Lv Osage City		4.36	4.15
2096	Lv Ottawa		5.23	4.53
2117	Ar Osawatomie		6.10	5.22
2117	Lv Osawatomie		6.10	5.22
2124	Ar Paola (FSCO. Sta.)			5.35
2124	Lv Paola (M. P. Sta.)		6.20	12.50
2176	Ar KANSAS CITY		8.10	6.40
2176	Lv KANSAS CITY		12.20	7.01
2185	Lv Independence		12.36	7.16
2209	Lv Pleasant Hill		1.02	
2240	Lv Warrensburg		1.36	8.08
2270	Lv Sedalia		2.10	8.38
2308	Lv California		2.49	9.16
2333	Lv Jefferson City		3.20	9.45
2404	Lv Washington		4.28	
2442	Ar Kirkwood		5.10	11.31
2445	Ar Webster Groves			
2452	Ar Tower Grove		5.23	11.44
2455	Ar ST. LOUIS		5.40	12.01



And you will enjoy a pleasantly comfortable journey whenever you do travel aboard a Missouri Pacific bus.


Operating a fleet of modern motor coaches — blue and silver grey like The EAGLES — over 5,300 miles of highway, Missouri Pacific Bus Lines are an important part of the Missouri Pacific's complete and efficient transportation system serving the West, South and Southwest. They offer travelers on business or pleasure bound a convenient, time-and-money-saving service. They provide a wide choice of accelerated and frequent through and local schedules linking hundreds of stations in the West and Southwest. Missouri Pacific buses connect at several important travel gateways with other major bus routes to and from the North, the East and Southeast, while conveniently coordinated Missouri Pacific bus-train schedules are available between many points.

Visit or phone the nearest Missouri Pacific Bus Lines ticket office before your next trip for complete information about fares, schedules and connections.



★—Stops to receive or discharge revenue passengers. f—Stops on signal.  
 ■—Stops to receive revenue passengers. ●—Stops to discharge revenue passengers.

**HERE IS RAIL  
SIGHT-SEEING  
DE LUXE**



**THROUGH  
THE  
ROYAL GORGE**

One of today's top rail-travel thrills is a ride in a modern observation-dome—for example, the popular planetarium coaches of the Missouri Pacific's streamlined COLORADO EAGLE. You will be delighted the first time you try it with the ease and quiet of the dome-car trip, amazed at how much there is to see and how well you can see it.

This outstanding travel experience is provided all the way from St. Louis to Ogden, Utah, aboard The COLORADO EAGLE connecting with The ROYAL GORGE of the Denver & Rio Grande Western Railroad. Going to Glenwood Springs or Salt Lake City, for example, you leave St. Louis at 4:00 p.m. on The COLORADO EAGLE, changing next morning at Pueblo or Colorado Springs to The ROYAL GORGE. Both trains provide observation-dome coach facilities, a great way to enjoy the grandeur of the West's most scenic route.

If you are going to western Colorado or Utah this summer ask the ticket agent to route you Missouri Pacific-Rio Grande, via The COLORADO EAGLE and The ROYAL GORGE. The stopover in Pueblo or Colorado Springs will be a welcome break in the journey. The ride along the Royal Gorge route in a dome-car seat will be a highlight among all your vacation pleasures.

TABLE  
5-1-50

**5**

**ST. LOUIS — JOPLIN — FORT SCOTT — WICHITA**

Miles		19-419 Daily	19-221 Daily	Miles		420-20 Daily	232-14 Daily
0	Lv ST. LOUIS	5.00	5.00	0	Lv WICHITA	7.45	
For time at Intermediate points, see Table No. 1.	Ar Pleasant Hill	11.10	11.10	11	Lv Greenwich	f 8.04	
246	Lv Pleasant Hill	11.40	1.20	16	Lv Benton	f 8.10	
256	Lv Harrisonville	11.57	1.38	22	Lv Towanda	f 8.17	
269	Lv Archie		f 1.58	25	Lv Midian	f 8.21	
275	Lv Adrian	★12.26	f 2.08	31	Lv Eldorado	8.31	
284	Lv Butler	12.38	2.20	38	Lv Pontiac		
296	Ar Rich Hill	1.06	2.50	43	Lv Rosalia	f 8.45	
296	Lv Rich Hill		2.50	54	Lv Reece	f 9.02	
304	Lv Horton		f 3.04	64	Lv Eureka	f 9.17	
314	Lv Nevada		f 3.45	77	Lv Neal	f 9.34	
321	Lv Milo		f 3.55	85	Lv Toronto	f 9.45	
328	Lv Sheldon		f 4.06	90	Lv Batesville		
333	Lv Irwin		f 4.13	98	Lv Yates Center	10.02	
339	Lv Lamar		f 4.25	101	Ar Durand	10.25	
350	Lv Jasper		f 4.43	101	Lv	10.25	
361	Ar Carthage		5.15	110	Lv Piqua	★10.35	
361	Carthage			117	Lv Iola	10.50	
372	Webb City			123	Lv La Harpe	★10.57	
379	JOPLIN			130	Lv Moran	★11.06	
				135	Lv Bronson	★11.14	
296	Lv Rich Hill	1.06		143	Lv Uniontown	★11.24	
305	Lv Metz	1.17		148	Lv Redfield	★11.32	
314	Lv Richards, Mo.	1.27		158	Ar Ft. Scott, Kan.	11.58	
323	Ar Ft. Scott, Kan.	1.40		158	Lv	12.10	
333	Lv Redfield	1.50		167	Lv Richards, Mo.	12.25	
338	Lv Uniontown	2.06		176	Lv Metz	12.38	
346	Lv Bronson	2.14		185	Ar Rich Hill	12.50	
351	Lv Moran	2.25		0	JOPLIN		
358	Lv La Harpe	2.34		16	Webb City		
364	Lv Iola	2.46		16	Carthage		
371	Lv Piqua	3.05		16	Lv Carthage	1.20	
380	Ar Durand	3.17		27	Lv Jasper	1.36	
380	Lv	3.30		38	Lv Lamar	1.54	
383	Lv Yates Center	4.01		44	Lv Irwin	f 2.03	
391	Lv Batesville	4.10		49	Lv Sheldon	f 2.09	
396	Lv Toronto	f 4.20		56	Lv Milo	f 2.19	
404	Lv Neal	4.29		63	Lv Nevada	2.40	
417	Lv Eureka	4.40		71	Lv Horton	f 2.51	
427	Lv Reece	5.03		83	Ar Rich Hill	3.00	
438	Lv Rosalia	5.16		185	Lv Rich Hill	12.50	
443	Lv Pontiac	5.38		197	Lv Butler	1.19	
450	Lv Eldorado	f 5.45		206	Lv Adrian	★1.30	
456	Lv Midian	6.08		212	Lv Archie	★1.39	
459	Lv Towanda	f 6.19		225	Lv Harrisonville	1.58	
465	Lv Benton	6.26		235	Ar Pleasant Hill	2.25	
470	Lv Greenwich	6.36		235	Lv Pleasant Hill	2.45	★ 4.45
481	Ar WICHITA	6.46		For time at Intermediate points, see Table No. 2.		2.	
		7.15		481	Ar ST. LOUIS	8.05	10.05

TABLE  
6-12-49

**6**

**WICHITA — COLORADO — UTAH — CALIFORNIA**

Miles		411-11 Daily	Miles		12-412 Daily
0	Lv WICHITA	9.30	0	<i>Via Western Pacific Ry.</i>	
10	Lv Maize	f 9.48	0	Lv SAN FRANCISCO	9.00
14	Lv Colwich	f 9.53	7	Lv Oakland	9.44
19	Lv Andale	10.01	93	Lv Stockton	11.53
25	Lv Mt. Hope	10.11	138	Lv Sacramento (PT)	12.50
32	Lv Haven	10.21	927	Ar SALT LAKE CITY (MT)	5.20
37	Lv Yoder	10.30		<i>Via D. &amp; R. G. W. R. R.</i>	
48	Lv HUTCHINSON	11.05	927	Lv SALT LAKE CITY (MT)	5.30
58	Lv Nickerson	f 11.21	1312	Lv Glenwood Springs	4.10
66	Lv Sterling	11.32	1508	Lv Royal Gorge	10.36
75	Lv Lyons	11.46	1553	Ar PUEBLO	12.05
88	Ar Geneseo	12.15	0	Lv DENVER	4.00
88	Lv Geneseo	1.32	7	Lv COLORADO SPRINGS	5.48
122	Ar Hoisington (CT)	2.07		(D. & R. G. W. Station)	
122	Lv Hoisington (MT)	1.15	119	Ar PUEBLO	6.45
461	Ar PUEBLO	6.45	1553	Lv PUEBLO (Mo. Pac.)	6.50
461	Lv PUEBLO	6.50	1892	Ar Hoisington (MT)	12.02
505	Ar COLORADO SPRINGS	7.46	1892	Lv Hoisington (CT)	1.12
	(A. T. & S. F. Station)		1926	Ar Geneseo	1.51
580	Ar DENVER	9.35	1926	Lv Geneseo	4.00
461	Lv PUEBLO (Via DRGW)	12.10	1939	Lv Lyons	4.27
506	Ar Royal Gorge	1.33	1948	Lv Sterling	4.42
702	Ar Glenwood Springs	8.27	1956	Lv Nickerson	4.55
1087	Ar SALT LAKE CITY (MT)	8.15	1966	Lv HUTCHINSON	5.25
	<i>Via Western Pacific Ry.</i>		1977	Lv Yoder	5.40
1087	Lv SALT LAKE CITY (MT)	10.40	1982	Lv Haven	5.52
1876	Ar Sacramento (PT)	12.28	1989	Lv Mt. Hope	6.04
1921	Ar Stockton	1.34	1995	Lv Andale	6.15
2007	Ar Oakland	4.00	2000	Lv Colwich	6.25
2014	Ar SAN FRANCISCO	4.50	2004	Lv Maize	6.35
			2014	Ar WICHITA	7.00

f—Stops on signal. ★—Stops to receive or discharge revenue passengers.  
▲—Bus service available between Carthage and Joplin.

TABLE  
5-1-50

7

## JEFFERSON CITY — NAPTON

Miles		95 Freight Daily Ex. Sun.	Miles		94 Freight Daily Ex. Sun.
0	Lv Jefferson City.....	5.00	0	Lv Napton.....	10.00
13	Lv Marion.....	f 5.20	5	Lv Nelson.....	f10.10
18	Lv Sandy Hook.....	f 5.30	8	Lv Blackwater.....	10.40
25	Lv Lupus.....	5.40	24	Lv Boonville.....	11.45
31	Lv Woolridge.....	5.50	30	Lv Merna.....	f12.15
35	Lv Overton.....	f 5.57	34	Lv Overton.....	f12.25
39	Lv Merna.....	6.45	38	Lv Woolridge.....	f12.35
45	Lv Boonville.....	8.15	44	Lv Lupus.....	f12.50
61	Lv Blackwater.....	f 8.25	51	Lv Sandy Hook.....	f 1.00
64	Lv Nelson.....	8.40	56	Lv Marion.....	f 1.45
69	Lv Napton.....		69	Ar Jefferson City.....	

TABLE  
6-12-50

8

## MARSHALL — LEXINGTON — KANSAS CITY

Via Missouri Pacific Bus Lines

Rail Tickets Honored — Remains Cannot Be Handled

	Bus Daily Ex. Sun. & Holi- days	Bus Daily		Bus Daily Ex. Sun. & Holi- days	Bus Daily
Lv Marshall.....		8.30	Lv Kansas City.....	5.00	5.30
Lv Lexington.....	6.20	9.35	Lv Independence.....	5.30	6.00
Lv Wellington.....	6.32	9.47	Lv Buckner.....	5.50	6.20
Lv Napoleon.....	6.38	9.55	Lv Levasy.....	5.56	6.26
Lv Levasy.....	6.44	9.59	Lv Napoleon.....	6.02	6.32
Lv Buckner.....	6.50	10.05	Lv Wellington.....	6.08	6.38
Lv Independence.....	7.10	10.25	Lv Lexington.....	6.20	6.50
Ar Kansas City.....	7.45	10.55	Ar Marshall.....	6.20	8.00

TABLE  
11-6-50

9

## JEFFERSON CITY — BAGNELL DAM — SPRINGFIELD

Via Missouri Pacific Bus Lines

Remains Cannot Be Handled

	Bus Daily	Bus Daily		Bus Daily	Bus Daily
Lv JEFFERSON CITY.....	1.10	6.15	Lv SPRINGFIELD.....	6.50	3.20
Lv Eldon.....	1.55	7.00	Lv Lebanon.....	8.20	4.50
Lv Bagnell Dam.....	2.15	7.25	Lv Camdenton.....	9.00	5.25
Lv Linn Creek.....	2.41	7.51	Lv Linn Creek.....	9.06	5.31
Lv Camdenton.....	2.47	8.00	Lv Bagnell Dam.....	9.35	6.00
Ar Lebanon.....	3.30	8.40	Lv Eldon.....	9.55	6.20
Ar SPRINGFIELD.....	5.08	10.10	Ar JEFFERSON CITY.....	11.00	7.15

TABLE  
2-8-50

10

## ST. JOSEPH — ATCHISON

Via Missouri Pacific Bus Lines

Rail Tickets Honored — Remains Cannot Be Handled

	Bus Daily	Bus Daily	Bus Daily		Bus Daily	Bus Daily	Bus Daily
Lv ST. JOSEPH.....	9.45	2.00	4.55	Lv ATCHISON.....	11.00	4.00	7.00
Ar ATCHISON.....	10.30	2.40	5.35	Ar ST. JOSEPH.....	11.45	4.45	7.45

TABLE  
12-17-50

11

## CAIRO AND POPLAR BLUFF

Via Missouri Pacific Bus Lines

Rail Tickets Honored — Remains Cannot Be Handled

	Bus Daily	Bus Daily	Bus Daily		Bus Daily	Bus Daily	Bus Daily
Lv CAIRO.....	7.00	10.15	4.30	Lv Poplar Bluff.....	7.00	11.00	4.00
Ar Charleston.....	7.40	10.55	5.10	Lv Fisk.....	7.16	11.16	4.16
Lv Charleston.....	7.40	10.55	5.10	Lv Dexter.....	7.45	11.45	4.45
Lv Bertrand.....	7.55	11.10	5.25	Lv Essex.....	8.05	12.05	5.05
Lv Sikeston.....	8.15	11.30	5.50	Lv Gray Ridge.....	8.13	12.13	5.13
Lv Morehouse.....	8.25	11.40	6.00	Lv Morehouse.....	8.20	12.20	5.20
Lv Gray Ridge.....	8.33	11.48	6.08	Lv Sikeston.....	8.40	12.40	5.47
Lv Essex.....	8.41	11.56	6.16	Ar Bertrand.....	8.54	12.54	6.01
Lv Dexter.....	9.00	12.15	6.35	Lv Charleston.....	9.10	1.10	6.17
Lv Fisk.....	9.29	12.44	7.04	Lv Charleston.....	9.10	1.10	6.17
Ar Poplar Bluff.....	9.50	1.05	7.25	Ar CAIRO.....	9.50	1.50	6.55

Light figures indicate A. M.

25



AS YOU RIDE... SEE ALL



VIA SAFE, DEPENDABLE



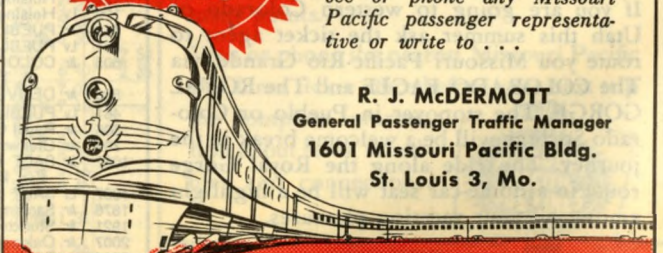
MEXICO . . . enchanting land of colorful contrasts . . . offers the perfect vacation choice the year 'round. You'll thrill to the blending of Indian, Spanish and Modern beauty in this friendly land of fiesta and siesta.

To make your trip even more delightful, treat yourself to comfortable accommodations on The Texas Eagle and Aztec Eagle, finest and fastest daily train service between the U. S. and Mexico City.



MISSOURI  
PACIFIC  
LINES

For complete information about Missouri Pacific's fast, convenient service to Mexico via The Route of The Eagles see or phone any Missouri Pacific passenger representative or write to . . .



R. J. McDERMOTT  
General Passenger Traffic Manager  
1601 Missouri Pacific Bldg.  
St. Louis 3, Mo.

Ride the route of the Eagles

26

Black figures indicate P. M.



Miles		15-117-103 Daily	Miles		116-124-16 Daily
0	Lv KANSAS CITY	8.30	0	Lv NEW ORLEANS	7.50
6	Lv Centropolis		195	Lv ALEXANDRIA	1.25
9	Lv Leeds		292	Lv MONROE	3.55
16	Lv Dodson	8.59	385	Lv McGehee	6.40
23	Lv Martin City, Mo.	f 9.10	444	Lv PINE BLUFF	8.00
32	Lv Stillwell, Kan.	f 9.24	487	Ar LITTLE ROCK	9.10
37	Lv Bucyrus	f 9.35	0	Lv MEMPHIS	8.00
42	Lv Chiles		150	Ar LITTLE ROCK	11.05
44	Lv Wagstaff		0	Lv HOT SPRINGS	1.45
52	Lv Paola	9.55	54	Ar LITTLE ROCK	3.00
59	Ar Osawatomie	10.25	487	Lv LITTLE ROCK	4.00
59	Lv Lane	★10.52	491	Lv Levy	
68	Lv Greeley	★10.58	518	Lv Conway	4.40
74	Lv Garnett	11.12	537	Lv Morrilton	5.02
100	Lv Westphalia	★11.30	551	Lv Atkins	5.27
110	Lv Le Roy	★11.44	563	Lv Russellville	5.50
124	Ar Durand	12.20	583	Lv Lamar	f 6.15
0	Lv Durand	4.01	589	Lv Clarksville	6.25
For S	chedules at Intermediate Poi	nts, see	599	Lv Hartman	
101	Ar WICHITA	7.15	604	Lv Alix	★6.49
0	Lv WICHITA	7.45	612	Lv Ozark	7.05
101	Ar Durand	10.25	627	Lv Mulberry	f 7.29
124	Lv Durand	12.20	637	Lv Alma	f 7.45
140	Lv Buffalo	★12.38	646	Lv Van Buren	8.15
144	Lv Roper		656	Ar Greenwood Jct.	f 8.25
147	Lv Benedict		651	Ar FORT SMITH	8.35
156	Lv Altoona	★1.00	656	Lv Greenwood Jct.	f 9.05
164	Lv Neodesha	1.08	660	Lv Roland, Okla.	f 9.12
178	Lv Independence	1.40	665	Lv Muldrow	f 9.20
197	Ar Coffeyville	2.20	672	Lv Hanson	9.30
197	Lv Coffeyville	2.35	678	Lv Sallisaw	9.40
200	Lv S.Coffeyville, Okla.		689	Lv Vian	9.55
210	Lv Lenapah	2.56	698	Lv Gore	10.10
215	Lv Delaware	3.05	709	Lv Braggs	10.22
220	Lv Nowata	3.17	720	Lv Fort Gibson	10.40
232	Lv Talala	3.35	725	Lv Okay	f 10.47
238	Lv Oologah	3.44	734	Lv Wagoner	11.05
250	Lv Claremore	4.15	741	Lv Neodesha	f 11.13
263	Lv Inola	4.30	749	Lv Inola	11.23
271	Lv Neodesha		762	Lv Claremore	11.55
278	Lv Wagoner	5.05	774	Lv Oologah	f 12.16
287	Lv Okay	5.15	780	Lv Talala	f 12.25
292	Lv Fort Gibson	5.23	792	Lv Nowata	12.48
303	Lv Braggs	5.38	797	Lv Delaware	f 12.57
314	Lv Gore	5.52	802	Lv Lenapah	f 1.05
323	Lv Vian	6.07	812	Lv S.Coffeyville	
334	Lv Sallisaw	6.20	815	Ar Coffeyville, Kan.	1.45
340	Lv Hanson		834	Lv Independence	2.00
347	Lv Muldrow	6.41	834	Lv Neodesha	2.21
352	Lv Roland	f 6.46	848	Lv Neodesha	3.00
356	Ar Greenwood Jct.		856	Lv Altoona	★3.10
361	Ar FORT SMITH	7.05	865	Lv Benedict	
361	Lv FORT SMITH	7.20	868	Lv Roper	★3.31
356	Lv Greenwood Jct.		872	Lv Buffalo	4.00
366	Lv Van Buren	7.36	888	Ar Durand	
375	Lv Alma	8.12	888	Lv Durand	4.01
385	Lv Mulberry		989	Ar WICHITA	7.15
400	Lv Ozark	8.43	0	Lv WICHITA	7.45
408	Lv Alix	★8.53	For S	chedules at Intermediate Poi	nts, see
413	Lv Hartman	f 9.03	101	Ar Durand	10.25
423	Lv Clarksville	9.17	888	Lv Durand	4.00
429	Lv Lamar	f 9.27	892	Lv Le Roy	★4.21
449	Lv Russellville	10.00	912	Lv Westphalia	★4.36
461	Lv Atkins	10.20	929	Lv Garnett	5.02
475	Lv Morrilton	10.40	938	Lv Greeley	★5.14
494	Lv Conway	11.10	944	Lv Lane	★5.25
521	Lv Levy		953	Ar Osawatomie	5.40
525	Ar LITTLE ROCK	11.59	953	Lv Osawatomie	6.20
525	Lv LITTLE ROCK	▲1.05	960	Lv Paola	6.29
578	Ar HOT SPRINGS	▲3.20	968	Lv Wagstaff	
525	Lv LITTLE ROCK	3.30	970	Lv Chiles	
673	Ar MEMPHIS	7.00	975	Lv Bucyrus	f 6.53
525	Lv LITTLE ROCK	6.00	980	Lv Stillwell, Kan.	f 7.02
568	Lv PINE BLUFF	7.15	989	Lv Martin City, Mo.	f 7.17
627	Ar McGehee	8.35	996	Lv Dodson	7.31
720	Ar MONROE	11.25	1003	Lv Leeds	
817	Ar ALEXANDRIA	1.40	1006	Lv Centropolis	
1012	Ar NEW ORLEANS	7.00	1012	Ar KANSAS CITY	8.10

f—Stops on signal.

★—Stops to receive or discharge revenue passengers.

▲—Via Missouri Pacific Bus Lines—rail tickets honored.—Remains cannot be handled.

# St. Paul Dispatch

Excerpt from December 7, 1950 issue.

## AMERICA'S RAILROADS

The importance of the railroads in the nation's economy always increases in a public emergency, such as stepping up defense preparations, rearmament or war. In the present process of meeting the challenge forced on us by the Communist powers, it is pleasing to note that the railroads of the United States are at the peak of their efficiency.

The roads have set new records in train loads and train speeds in 1950; the transportation output of the average freight train is at an all-time high. The freight hauling now being done is equivalent to moving more than 20,000 tons one mile in one hour, which is 14 per cent more than the peak output of the years of World War II and almost three times what it was 30 years ago.

Preparations for still greater efficiency are going on steadily. There are now more than 120,000 new freight cars on order, which is three times as many as on July 1. Reduced by 16 per cent is the number of cars awaiting repair, as car repair forces and facilities have been increased to make possible the repairing or rebuilding of 35,000 cars a month. The number of employes on Class 1 railroads was increased 18.34 per cent in the year between October 15, 1949, and October 15, 1950. They now total 1,290,895; their annual wage is more than 4 billion dollars a year.

The railroads still carry the bulk of passengers and freight—and 99 per cent of the mail. Included in the freight is almost all of the heavy machinery used in industry and farming. And the output of most factories. What the public often loses sight of is that the railroads receive no subsidies, have no tax-built and tax-supported rights-of-way and no terminals built for them as do the airlines, for example. Before Congress are plans for appropriations of almost 1 billion dollars for aid to aviation, highways and waterways. The railroads meanwhile pay their own way and heavy taxes besides which help to support their competitors.

They are now confronted with another heavy task in transporting the burdens of a nation at war and facing possible unparalleled preparations, and they will do a good job of it, as they always have done. A few bouquets to our railroads for furnishing a service which we take for granted and sometimes fail to appreciate are not out of order at this time.



Miles		3-103 Daily	31-131 Daily	Miles		132-32 Daily	116-8 Daily
0	Lv ST. LOUIS	7.22	5.35	0	Lv NEW ORLEANS (Union Station)	8.10	
349	Ar LITTLE ROCK	6.45	1.05	194	Ar Kinder	1.45	
0	Lv MEMPHIS	4.00	8.30	0	Lv HOUSTON	8.55	
149	Ar LITTLE ROCK	Via McGehee	11.45	90	Lv BEAUMONT	11.25	
0	Lv HOT SPRINGS	1.45	8.00	173	Ar Kinder	1.32	
54	Ar LITTLE ROCK	3.00	9.45	0	Lv LAKE CHARLES	1.05	
0	Lv LITTLE ROCK	6.00	1.30	26	Lv Fenton	f 1.42	
6	Lv Sweet Home			36	Ar Kinder	1.55	
13	Lv Wrightsville			36	Lv Kinder	2.10	
18	Lv Woodson			47	Lv Oberlin	2.25	
24	Lv Redfield			61	Lv Oakdale	2.45	
29	Lv Jefferson Springs			73	Lv Glenmora	3.03	
34	Lv Dexter			76	Lv Long Leaf	3.07	
43	Lv PINE BLUFF	7.15	2.40	79	Lv Forest Hill	3.14	
53	Lv Noble Lake			81	Lv Bringham	f 3.19	
57	Lv Moscow			87	Lv Woodworth	3.29	
65	Lv Grady	7.41		98	Ar ALEXANDRIA	4.00	
70	Lv Varner			0	Lv NEW ORLEANS Thalia & Annunciation		7.50
75	Lv Gould			11	Lv Avondale		8.42
83	Lv Dumas	7.55	★3.26	64	Lv Donaldsonville		9.45
86	Lv Pickens	8.07		75	Lv White Castle		10.00
91	Lv Winchester			85	Lv Plaquemine		10.17
95	Lv Tillar			90	Lv Addis		10.30
102	Ar McGehee	8.35	9.50	129	Lv Melville		12.01
102	Lv McGehee	8.50	4.05	163	Lv Bunkie		12.45
110	Ar Dermott	9.10	4.19	194	Ar ALEXANDRIA		1.25
119	Lv Jerome			98	Lv ALEXANDRIA	4.15	
121	Lv Boydell			110	Lv Simms		2.19
126	Lv Montrose	9.35	4.45	116	Lv Pollock		2.54
130	Lv Portland	★9.42		136	Lv Georgetown	5.08	
139	Lv Parkdale	★9.52		141	Lv Tullios		5.44
143	Lv Wilmot	9.58		144	Lv Urania		5.45
151	Lv Jones, La.			160	Lv Clarks		6.10
155	Lv Bonita	★10.12		162	Lv Grayson		6.30
161	Lv Galion			167	Lv Columbia		6.40
167	Lv Mer Rouge	10.28	★5.32	196	Ar MONROE	6.45	
175	Lv Collinston	10.45	5.50		Lv NATCHEZ	▲2.15	3.55
195	Ar MONROE	11.25	6.35		Ar MONROE	▲5.25	4.30
	Lv MONROE		▲7.30	196	Lv MONROE	6.45	3.55
	Ar NATCHEZ		▲10.45	216	Lv Collinston	7.20	4.30
195	Lv MONROE	11.25	6.35	224	Lv Mer Rouge	★7.30	
224	Lv Columbia	★11.59	★7.13	230	Lv Galion		5.25
229	Lv Grayson	★12.05		236	Lv Bonita		5.31
231	Lv Clarks	★12.09	7.29	240	Lv Jones, La.		5.40
247	Lv Urania			248	Lv Wilmot, Ark.		5.45
250	Lv Tullios			252	Lv Parkdale		
255	Lv Georgetown	12.45	8.03	261	Lv Portland		
275	Lv Pollock			265	Lv Montrose	8.19	
281	Lv Simms			270	Lv Boydell		
293	Ar ALEXANDRIA	1.40	8.55	272	Lv Jerome		
293	Lv ALEXANDRIA	2.10		281	Ar Dermott	8.42	6.10
324	Lv Bunkie	2.55		289	Ar McGehee	8.55	6.30
358	Lv Melville			289	Lv McGehee	9.05	6.40
397	Lv Addis	4.20		296	Lv Tillar		
402	Lv Plaquemine	4.29		300	Lv Winchester		
412	Lv White Castle			305	Lv Pickens		
423	Lv Donaldsonville	4.57		308	Lv Dumas	9.30	7.04
476	Lv Avondale	5.55		316	Lv Gould		7.15
487	Ar NEW ORLEANS Thalia & Annunciation	7.00		321	Lv Varner		
293	Lv ALEXANDRIA		9.20	326	Lv Grady		7.29
304	Lv Woodworth		9.43	334	Lv Moscow		
310	Lv Bringham		f 9.51	338	Lv Noble Lake		
312	Lv Forest Hill		9.56	348	Lv PINE BLUFF	10.25	8.00
315	Lv Long Leaf		10.01	357	Lv Dexter		★8.18
318	Lv Glenmora		10.08	362	Lv Jefferson Springs		
330	Lv Oakdale		10.25	367	Lv Redfield		
344	Lv Oberlin		10.47	373	Lv Woodson		
355	Ar Kinder		11.12	378	Lv Wrightsville		
355	Lv Kinder		11.12	385	Lv Sweet Home		
365	Lv Fenton		f11.26	391	Ar LITTLE ROCK	11.35	9.10
391	Ar LAKE CHARLES		12.15	391	Lv LITTLE ROCK	2.30	11.20
355	Lv Kinder		1.32	445	Ar HOT SPRINGS	4.00	12.45
549	Ar NEW ORLEANS (Union Station)		7.35	391	Lv LITTLE ROCK	2.30	Via McGehee
355	Lv Kinder		1.55	540	Ar MEMPHIS	6.30	11.30
438	Ar BEAUMONT		4.00	391	Lv LITTLE ROCK	11.59	3.20
528	Ar HOUSTON		6.25	740	Ar ST. LOUIS	7.50	11.00

EXPLANATION OF REFERENCE MARKS

- ▲—Via Missouri Pacific Bus Lines—rail tickets honored — remains cannot be handled.
- f—Stops on signal.
- ★—Stops to receive or discharge revenue passengers.

**IT PAYS**

*to Buy*

**Round Trip  
Tickets**

**YOU SAVE**

**Up to 16.6%**

*Ask Your Ticket Agent*

**PREPAID  
TICKET ORDERS**

**A Convenient Travel  
Purchase Plan**

You may purchase at any Missouri Pacific Lines ticket office a prepaid order for railroad travel service for the use of a member of your family or any other person you may designate.

You may include in the order railroad tickets, sleeping and parlor car tickets and cash for meals and incidental travel expenses. Your order will be delivered without any extra service charge to any person you designate anywhere in the United States or Canada.

You will find this an especially convenient and reliable means of providing railroad tickets and other travel services for students returning home at vacation time or during the holiday season. For complete information consult any Missouri Pacific Lines ticket agent or passenger representative.

**ST. LOUIS — LITTLE ROCK — DALLAS —  
FT. WORTH — EL PASO — LOS ANGELES**

**ST. LOUIS — LITTLE ROCK —  
SAN ANTONIO — MEXICO CITY**

**ST. LOUIS — LITTLE ROCK — HOUSTON —  
GALVESTON**

Miles	TABLE 17 3-11-51			TABLE 18 3-11-51			TABLE 19 3-11-51			
	3 Daily	25 Daily	17 Daily	7 Daily	21 Daily	31 Daily	7-37 Daily	21-25 Daily	31 Daily	7-27 Daily
0				12.45			12.45			12.45
3	7.22	2.00		12.54			12.54			12.54
10	7.30	2.09		★ 1.09			★ 1.09			★ 1.09
13	7.45	★ 2.24								
24	f			1.52			1.52			1.52
30	8.36	3.09								
45	8.51									
54	★ 8.57									
60	9.06									
64	9.22									
73	9.37	3.58		2.45			2.45			2.45
79	★ 9.46			★ 2.55			★ 2.55			★ 2.55
84	★ 9.50			3.10			3.10			3.10
86	10.00	4.15								
92	10.00									
102	10.20									
103										
103										
111	10.35			★ 3.39			★ 3.39			★ 3.39
115	f 10.40			4.10			4.10			4.10
130	f 11.05	f 5.03		f 4.18			f 4.18			f 4.18
136	f 11.15									
138	f 11.18									
149	11.35			★ 4.44			★ 4.44			★ 4.44
156										
169	★ 11.46	5.55		5.55			5.55			5.55
169	12.30	6.05		6.05			6.05			6.05
184	1	1.01								
184	1.18									
195	1.35			6.33			6.33			6.33
202	1.42			6.42			6.42			6.42
206	★ 1.48									
211	★ 1.58									
218				7.30			7.30			7.30
228	2.18	7.10								
236	f 2.33									
242	★ 2.40									
247										
251										
255	2.51			★ 7.59			★ 7.59			★ 7.59
263										
264	3.10	7.50		8.25			8.25			8.25
273	3.32									
281	3.55									
286	4.05									
291	4.06			8.59			8.59			8.59
296	4.15	8.30		9.15			9.15			9.15
300	f 4.25									
303										
309	4.40			9.33			9.33			9.33
316	4.40									
324	f 4.58			★ 9.45			★ 9.45			★ 9.45
326										
335										
347	9.12	★ 10.40		★ 12.05			★ 12.05			★ 12.05
349	9.31			10.30			10.30			10.30
349	★ 9.37			11.25			11.25			11.25
349	10.00	11.05		★ 12.30			★ 12.30			★ 12.30
425	10.00									
429	10.26	11.30		12.55			12.55			12.55
441	10.53			1.15			1.15			1.15
446	11.05			1.40			1.40			1.40
453	11.05									
461	11.19	12.25		1.58			1.58			1.58
474	11.42			★ 12.30			★ 12.30			★ 12.30
481	f									
481	12.15	1.30		2.30			2.30			2.30
493	▲ 12.15									







TABLE  
3-11-51

**23**

**ST. LOUIS — LITTLE ROCK — BENTON — HOT SPRINGS**

Miles		31-831 Daily	7-219 Daily	Miles		220-8 Daily	832-32 Daily
0	Lv ST. LOUIS	5.35	12.45	0	Lv Hot Springs Nat'l Park	1.45	8.00
3	Lv Tower Grove	5.46	12.54	30	Lv Benton	2.31	9.00
10	Lv Broadway		★ 1.09	53	Ar Little Rock	3.00	9.45
45	Lv DeSoto		1.52	53	Lv Little Rock	3.20	11.59
64	Lv Mineral Point			65	Lv Jacksonville		
79	Lv Bismarck	7.32	2.45	86	Lv Beebe		
84	Lv Iron Mountain		★ 2.55	102	Lv Kensett		
92	Lv Arcadia-Ironton	f 7.49	3.10	111	Lv Bald Knob		
111	Lv Annapolis		★ 3.39	138	Lv Newport	4.45	1.32
130	Lv Piedmont	★ 8.45	4.10	173	Lv Hoxie	★ 5.20	2.10
149	Lv Williamsville		★ 4.44	200	Lv Knobel		
169	Ar Poplar Bluff	9.35	5.55	207	Lv Corning	★ 5.55	
169	Lv Poplar Bluff	9.45	6.05	233	Ar Poplar Bluff	6.25	3.15
195	Lv Corning		6.33	233	Lv Poplar Bluff	6.35	3.25
202	Lv Knobel		6.42	253	Lv Williamsville		
229	Lv Hoxie	★ 10.45	7.30	272	Lv Piedmont	★ 7.24	★ 4.15
264	Lv Newport	11.20	8.25	291	Lv Annapolis		
291	Lv Bald Knob		8.59	310	Lv Arcadia-Ironton	8.15	f 5.10
300	Lv Kensett		9.15	318	Lv Iron Mountain		
316	Lv Beebe		9.33	323	Lv Bismarck	8.35	5.35
335	Lv Jacksonville			338	Lv Mineral Point		
349	Ar Little Rock	1.05	10.30	357	Lv DeSoto		
349	Lv Little Rock	2.30	11.20	392	Ar Broadway	★ 10.23	
372	Lv Benton	2.55	11.44	399	Ar Tower Grove	10.37	7.30
402	Ar Hot Springs Nat'l Park	4.00	12.45	402	Ar ST. LOUIS	11.00	7.50

See Table 17 for complete schedules  
St. Louis to Little Rock.

See Table 20 for complete schedules  
Little Rock to St. Louis.

TABLE  
8-21-50

**24**

**LITTLE ROCK — HOT SPRINGS**

Via Missouri Pacific Bus Lines

	Bus Daily	Bus Daily	Bus Daily	Bus Daily	Bus Daily	Bus Daily	Bus Daily
Lv LITTLE ROCK	7.30	10.15	1.30	4.30	5.45	8.00	12.30
Ar Benton	8.20	11.05	2.20	5.20	6.35	8.50	11.10
Ar HOT SPRINGS	9.20	12.05	3.20	6.15	7.35	9.50	2.00
Lv HOT SPRINGS	2.30	5.00	7.10	10.20	1.00	4.45	9.45
Ar Benton	f	6.05	8.10	11.20	2.00	5.45	10.40
Ar LITTLE ROCK	4.00	6.55	9.00	12.10	2.50	6.35	11.30

NOTE—Time shown at Little Rock is for Bus Station at Markham & Louisiana St.

TABLE  
3-11-51

**25**

**ST. LOUIS — WYNNE — HELENA — MEMPHIS**

Miles		3-Bus- 220 Daily	Bus Daily	Miles		Bus-4 Daily	Bus-8 Daily
0	Lv ST. LOUIS	7.22		0	Lv MEMPHIS		▲ 6.45
3	Lv Tower Grove	7.30		17	Lv Crawfordsville		▲ 7.35
10	Lv Broadway	7.45		27	Lv Earle		▲ 7.50
45	Lv De Soto	8.38		32	Lv Parkin		▲ 8.00
64	Lv Mineral Point	9.06		46	Ar Wynne		▲ 8.35
79	Lv Bismarck	9.37		0	Lv HELENA		▲ 6.00
92	Lv Arcadia-Ironton	10.00		13	Lv Lexa Jct.		▲ 6.30
111	Lv Annapolis	10.35		26	Lv Marianna		▲ 6.55
130	Lv Piedmont	11.05		40	Lv Forrest City		▲ 7.45
149	Lv Williamsville	11.35		45	Lv Caldwell		▲ 7.55
169	Ar Poplar Bluff	12.30		55	Ar Wynne		▲ 8.15
169	Lv Poplar Bluff	12.40		46	Lv Wynne	▲ 7.30	▲ 9.10
195	Ar Corning	1.18		53	Lv Vandale	7.45	9.25
195	Lv Corning	1.18	6.00	59	Lv Cherry Valley	8.00	9.40
202	Ar Knobel	1.35		64	Lv White Hall	8.15	9.55
202	Lv Knobel	▲ 1.45		70	Lv Harrisburg	8.30	10.10
215	Lv Gainesville	f	f	89	Lv Jonesboro		11.15
223	Lv Paragould	2.35	7.00		Lv Nettleton	9.35	
235	Lv Brookland	2.55	7.20	95	Lv Brookland	9.50	11.30
241	Lv Nettleton			107	Lv Paragould	10.10	11.50
260	Lv Jonesboro	3.25	7.45	115	Lv Gainesville	f	f
266	Lv Harrisburg	4.20	8.40	128	Ar Knobel	▲ 11.00	
266	Lv White Hall	4.35	8.55	128	Lv Knobel	11.25	
271	Lv Cherry Valley	4.50	9.10	135	Ar Corning	11.35	▲ 12.50
277	Lv Vandale	5.05	9.25	135	Lv Corning	11.35	★ 5.55
284	Ar Wynne	▲ 5.20	9.40	161	Ar Poplar Bluff	12.20	6.25
284	Lv Wynne	▲ 9.15	9.40	161	Lv Poplar Bluff	12.30	6.35
294	Lv Caldwell	9.35	10.00	181	Lv Williamsville	12.58	
299	Lv Forrest City	9.50	10.20	200	Lv Piedmont	1.30	★ 7.24
313	Lv Marianna	10.25	11.00	219	Lv Annapolis	1.57	
326	Lv Lexa Jct.	10.50	11.25	238	Lv Arcadia-Ironton	2.25	8.15
339	Ar HELENA	▲ 11.20	11.59	251	Lv Bismarck	2.50	8.35
284	Lv Wynne	5.40	9.50	266	Lv Mineral Point	3.11	
298	Lv Parkin		10.20	285	Lv De Soto	3.45	
303	Lv Earle	6.06	10.30	320	Lv Broadway	f 4.52	★ 10.23
313	Lv Crawfordsville		10.45	327	Lv Tower Grove	5.10	10.37
330	Ar MEMPHIS	7.00	11.30	330	Ar ST. LOUIS	5.30	11.00

▲—Via Missouri Pacific Bus Lines — Rail tickets honored — Remains cannot be handled.  
f—Stops on signal. ★—Stops to receive or discharge revenue passengers.

# WHY

## The Railroads Ask for a Freight Rate Increase

In asking the Interstate Commerce Commission early this year for a freight increase of 6 per cent, with maximum and specific increases on certain commodities, the railroads said that:

- The annual cost of fuel, materials and supplies had increased by approximately \$283,300,000 between July, 1949, the time of the last general rate increase, and Jan. 1, 1951.
- Railway wages were increased by at least \$138,535,000 annually, based on the settlement already reached with yardmasters and switchmen and with other operating employees.
- The railroads are confronted with other demands for increases in wages by substantially all other classes of their employees. An increase of one per cent per hour in the wages of those other employees would amount to about \$22,562,000 annually.

Present freight rates and charges are not producing a net railway operating income adequate to maintain the railroads in such financial condition as will enable them to provide the transportation service required in the public interest.

The railroads are making, and have committed themselves to make, expenditures of huge sums of money on improvements in their property and particularly in the rehabilitation of their equipment and in the acquisition of new equipment. This program is vitally necessary in the interest of commerce of the country and particularly in the interest of the defense measures which are being undertaken by the nation.

# COLORFUL COLORADO

**FAMOUS FIGURES** of early American and United States history were prominent in the exploration and development of Colorado. The list includes the Spaniards, Coronado and Escalante; renowned U. S. Army officers, Pike, Long, Fremont and Gunnison, and such pioneer traders, trappers and frontiersmen as Kit Carson, Jim Baker, Jim Bridger, the Bent Brothers, St. Vrain, Dick Wootton, Ashley, Robideau and Vasques.

The United States acquired eastern Colorado in the Louisiana Purchase of 1803, most of the remainder of the state being ceded to this country by Mexico in 1848. Settlement was expedited by the gold discoveries in 1858-59, and in 1861 the territory of Colorado was established with selection of Denver as the capital following in 1867. Colorado entered the union as the 38th state in 1876, centennial year of U. S. independence, a circumstance from which the nickname, "Centennial State," was derived.



In size, Colorado ranks seventh among the 48 states. It has the greatest mountain area, the largest number of high peaks—1,080 more than 10,000 feet high—with Mt. Elbert, the loftiest, towering 14,431 feet. The state's mineral resources are outstanding in both extent and variety and include molybdenum, vanadium, uranium, zinc, lead, tungsten, manganese, fluorspar, coal, oil, gold, silver and marble. Refined sugar, packed meat, steel and other foundry products, refined metals, flour, lumber and machinery are the principal manufactures of steadily expanding industries.

Colorado leads all states in the production of sugar beets. Additional important crops are potatoes, corn, wheat, beans, barley, hay, alfalfa, celery, lettuce, cantaloupes, peaches, cherries and other fruits and vegetables. Dairy, hog and poultry raising, the grazing of cattle and sheep and the fattening of livestock also are important operations.

Glorious vacation days, however, are the most familiar and popular of all Colorado's abundant resources. A well-nigh perfect summer climate, matchless mountain scenic beauty and boundless facilities for recreation—winter and summer—have made this truly one of America's favorite playgrounds.

With Pueblo as its western terminus, the Missouri Pacific is one of Colorado's major transportation systems to and from the East and Southeast. The streamlined Colorado Eagle provides fast through service between Denver, Colorado Springs, Pueblo and Wichita, Kansas City and St. Louis.

*No. 3 in a series of color pages featuring the states served by Missouri Pacific Lines.*





J. W. CLEMENT CO., BUFFALO, N. Y.

Crawford C. Anderson





**MISSOURI  
PACIFIC  
LINES**  
"A Service Institution"

INDICATES HIGHWAY SERVICE

# "SPEEDBOXES"—For EAGLE MERCHANDISE SERVICE

## Another Missouri Pacific "First"

AS A FURTHER convenience for its patrons and to implement the Eagle Merchandise service recently established for shippers of less-than-carload merchandise freight along the railroad, Missouri Pacific has devised the "Speedbox."

This innovation in freight-handling efficiency and economy is the result of two years of experiment by Missouri Pacific traffic and operating men. Briefly, the "Speedbox" is a mobile but sturdy metal container mounted on casters, easy to handle empty or loaded. Its purpose is to save time in the packing, handling and loading of merchandise and to provide a further protection against loss and damage.

In operation, an empty "Speedbox" is delivered to the shipper's warehouse by a Missouri Pacific pick-up and delivery truck. Mobility of the box permits the shipper to move it to any part of his warehouse, transferring merchandise from shelf or bin directly into the box. Special packing is unnecessary because of the sturdy construction of the mobile container.

When loaded, the box is sealed, moved to the freight station by a pick-up truck, loaded into a merchandise car. On arrival at its destination the loaded box is delivered to the consignee who may unload it at his convenience.

Currently, use of "Speedboxes" is limited between certain stations on the Missouri Pacific Lines. Eventually it is expected these efficient mobile containers will be available for system-wide use and ultimately for interline freight movement.

*Any Missouri Pacific traffic representative will be glad to supply complete information about "Speedboxes" and EAGLE MERCHANDISE service.*



Top view above shows a "Speedbox" being loaded in shipper's warehouse and in lower view the loaded box is being trucked into a merchandise car. Left, the distinctive blue and grey color scheme readily identifies the cars assigned exclusively to Missouri Pacific's new EAGLE MERCHANDISE service.

# GETTING TO BE A FAMILIAR STORY

TABLE  
2-18-51

**26**

ST. LOUIS — MEMPHIS — AUSTIN  
— SAN ANTONIO — MEXICO

Miles		21 Daily	31 Daily	37 Daily	Miles	22 Daily	32 Daily	38 Daily
0	Lv ST. LOUIS .....	5.30	5.35	12.45	0	N de M		
	Lv MEMPHIS .....	8.30	8.30	8.00	0	Lv MEXICO CITY .....	8.20	
349	Lv LITTLE ROCK .....	12.20	1.35	11.25	326	Lv SAN LUIS POTOSI .....	6.35	
493	Ar TEXARKANA .....	3.00	4.50	2.30	635	Lv MONTERREY .....	3.50	
493	Lv TEXARKANA(T&P) .....	3.10	5.15	4.15	801	Ar NUEVO LAREDO .....	8.00	
583	Ar Longview .....	4.45	7.00	6.50	0	Lv LAREDO (I-GN) .....	9.05	
0	Lv Longview(I-GN) .....	4.50	7.15	7.10	39	Lv Encinal .....	10.09	
12	Lv Kilgore .....	★5.05	7.35	7.28	56	Lv Artesia Wells .....	f10.35	
22	Lv Overton .....		7.52	7.46	67	Lv Cotulla .....	10.55	
29	Lv Arp .....			7.56	73	Lv Gardendale .....	f11.07	
36	Ar Troup .....	★5.34	8.13	8.11	77	Lv Millett .....	11★15	
	Lv Tyler .....	▲4.45	▲7.20	▲7.20	81	Lv Dilley .....	11.28	
	Ar Troup .....	▲5.25	▲8.00	▲8.00	94	Lv Derby .....	f11.39	
36	Lv Troup .....	★5.34	8.13	8.11	100	Lv Pearsall .....	11.56	
42	Lv Gould .....				112	Lv Moore .....	f12.15	
54	Lv Jacksonville .....	★5.54	8.37	8.41	121	Lv Devine .....	12.32	
65	Lv Ironton .....				126	Lv Natalia .....	f12.40	
65	Lv Pries .....				131	Lv Lytle .....	12.50	
71	Lv Neches .....				141	Lv Von Ormy .....	f 1.05	
80	Ar Palestine .....	6.30	9.25	9.19	154	Ar SAN ANTONIO .....	1.30	
81	Lv Tucker .....	6.45	9.40	10.30		Lv CORPUS CHRISTI .....	9.50	11.46
91	Lv Oakwood .....			★10.42	154	Lv SAN ANTONIO .....	2.10	8.15
99	Lv Buffalo .....			f10.54	157	Lv Monte Vista .....	2.17	8.24
107	Lv Jewett .....			f11.06	165	Lv Wetmore .....		f 8.34
118	Lv Marquez .....			f11.18	185	Lv New Braunfels .....	★2.48	9.04
125	Lv Jewett .....		10.33	11.33	196	Lv Hunter .....		★9.16
136	Lv Marquez .....			f11.48	203	Lv San Marcos .....	★3.06	9.30
145	Lv Ridge .....			f11.58	212	Lv Kyle .....		9.44
150	Lv Easterly .....			f12.05	218	Lv Buda .....		9.55
154	Lv New Baden .....			f12.11	223	Lv Manchaca .....		★10.00
158	Lv Franklin .....		11.15	12.18	233	Ar AUSTIN .....	3.40	10.25
171	Lv Hearne .....	★8.22	11.32	12.45	233	Lv Austin .....	3.40	10.25
175	Lv Valley Jct. .....		11.55	1.00	246	Lv McNeil .....		
181	Lv Gause .....			1.09	251	Lv Round Rock .....		11.07
191	Lv Milano .....		12.21	1.38	259	Lv Hutto .....		11.20
200	Lv Rockdale .....		12.32	1.56	268	Lv Taylor .....	4.22	11.45
214	Lv Thorndale .....			2.23	274	Lv Thrall .....		11.67
220	Lv Thrall .....			2.39	280	Lv Thorndale .....		12.08
226	Lv Taylor .....	9.23	1.08	3.05	294	Lv Rockdale .....		11.49
235	Lv Hutto .....			3.25	303	Lv Milano .....		11.59
243	Lv Round Rock .....			3.37	313	Lv Gause .....		1.09
248	Lv McNeil .....			3.49	319	Lv Valley Jct. .....		12.45
261	Ar AUSTIN .....	10.00	2.00	4.35	323	Lv Hearne .....	★5.18	1.09
261	Lv Hutto .....	10.00	2.00	4.35	323	Lv Franklin .....		2.12
271	Lv Manchaca .....			4.55	340	Lv New Baden .....		2.20
276	Lv Buda .....			5.04	344	Lv Easterly .....		2.30
282	Lv Kyle .....			5.15	349	Lv Ridge .....		2.40
291	Lv San Marcos .....	10★36	2.45	5.35	358	Lv Marquez .....		2.55
298	Lv Hunter .....			5.48	369	Lv Jewett .....		1.52
309	Lv New Braunfels .....	10★57	3.13	6.04	376	Lv Buffalo .....		3.32
329	Lv Wetmore .....			6.38	387	Lv Keechi .....		3.44
337	Lv Monte Vista .....		11.29	3.46	395	Lv Oakwood .....		4.02
340	Ar SAN ANTONIO .....	11.40	3.55	7.10	403	Lv Tucker .....		★4.18
	Ar CORPUS CHRISTI .....	4.25	4.35	4.25	413	Ar Palestine .....	6.55	2.50
340	Lv SAN ANTONIO .....	12.05			413	Lv Lytle .....	7.15	3.05
353	Lv Von Ormy .....	f12.30			424	Lv Neches .....		f 5.45
363	Lv Lytle .....	12.50			429	Lv Pries .....		
368	Lv Natalia .....	f12.59			433	Lv Ironton .....		
373	Lv Devine .....	f 1.08			440	Lv Jacksonville .....	★7.50	3.47
382	Lv Moore .....	f 1.20			452	Lv Gould .....		6.54
394	Lv Pearsall .....	f 1.39			458	Ar Troup .....	★8.11	4.14
403	Lv Derby .....	f 1.51				Lv Troup .....	▲8.20	▲4.20
410	Lv Dilley .....	★2.14				Ar Tyler .....	▲9.00	▲5.05
417	Lv Millett .....	★2.25			458	Lv Troup .....	★8.11	4.14
421	Lv Gardendale .....	★2.37			465	Lv Arp .....		7.04
427	Lv Cotulla .....	★2.55			472	Lv Overton .....		4.35
438	Lv Artesia Wells .....	★3.20			482	Lv Kilgore .....	★8.39	4.50
455	Lv Encinal .....	★3.20			494	Ar Longview .....	9.00	5.15
494	Ar LAREDO .....	4.20			494	Lv Longview (T&P) .....	9.05	5.30
	N de M				584	Ar TEXARKANA .....	10.40	7.35
496	Lv NUEVO LAREDO .....	6.00			584	Lv TEXARKANA .....	10.50	7.50
652	Lv MONTERREY .....	10.15			728	Ar LITTLE ROCK .....	1.20	11.15
973	Ar SAN LUIS POTOSI .....	8.55			877	Ar MEMPHIS .....	6.30	6.30
1297	Ar MEXICO CITY .....	8.00			1077	Ar ST. LOUIS .....	8.20	7.50

**CHICAGO DAILY NEWS**  
Rapid Ruin of Highways  
Charted in Truck Tests  
44,800-Lb. Loads 11 Times  
Worse than with 32,000 Lbs.

**The Atlanta Journal**  
Saber-Toothed Law Needed  
To Stop Overweight Trucks

**FORT WORTH STAR-TELEGRAM**  
Tests Confirm Highway Overload Damage

**ST. LOUIS POST-DISPATCH**  
BILLS PREPARED  
TO HIKE ROAD TAX  
ON TRUCKS, BUSES

**The Oregonian**  
50 Per Cent  
Truck Tax  
Hike Urged

**KANSAS CITY STAR**  
BOXCARS ON THE HIGHWAYS.

**ARIZONA REPUBLIC**  
Why Roads Go To Pot

**THE DENVER POST**  
Truck Overloading Threat  
To Highways, Watrous Says

**LABOR**  
'SIT-DOWN STRIKE'  
BY TRUCKS DEFIES  
OHIO WEIGHT LAW

**MILWAUKEE JOURNAL**  
Namby-Pamby Truck Fines

**Oregon Journal**  
Legislature Should Act  
On Highway Problem

**DESERT NEWS**  
Big-Truck Overloads  
Batter Roads to Bits

**Chicago Daily Tribune**  
WISCONSIN NABS  
100 TRUCKERS IN  
OVERLOAD DRIVE

▲—Via bus-rail tickets honored — remains cannot be handled.  
★—stops to receive or discharge revenue passengers.  
f—stops on signal.



TABLE  
7-31-49**29**NEW ORLEANS — BEAUMONT — HOUSTON —  
RIO GRANDE VALLEY

Miles		3-15 Daily	9-11 Daily	Miles		12-10 Daily	16-4 Daily
0	Lv NEW ORLEANS (Union Station)	8.10	9.50	0	Lv MISSION	▲ 6.00	6.30
4	Lv (Carrollton Ave.)	8.17	9.57	15	Lv BROWNSVILLE	6.45	8.15
38	Lv Garyville	9.08	10.49	40	Lv HARLINGEN	7.30	9.15
43	Lv Lutchter	9.15	10.55	152	Lv CORPUS CHRISTI	9.50	11.45
51	Lv Convent	9.27	11.06	387	Ar HOUSTON	3.15	7.30
62	Lv Burnside	9.41	11.20	0	Lv HOUSTON	9.20	8.55
90	Lv BATON ROUGE	10.30	12.10	13	Lv Dyersdale		
95	Lv Anchorage	11.07	12.47	21	Lv Harmaston		
99	Lv Westover			27	Lv Huffman		f 9.38
107	Lv Erwinville	f 11.19		31	Lv Eastgate		
117	Lv Livonia	f 11.31		42	Lv Kenefick		
122	Lv Lottie	11.40	★ 1.16	50	Lv Hardin		f 10.09
129	Lv Krotz Springs	12.15		55	Lv Hull	★ 10.28	10.20
141	Lv Port Barre	12.16		61	Lv Strain		f 10.27
148	Lv Opelousas	12.23	1.55	69	Lv Grayburg	★ 10.44	10.40
155	Lv Lawtell	f 12.38		76	Lv Westbury		f 10.48
169	Lv Eunice	1.00		89	Ar BEAUMONT	11.15	11.15
179	Lv Basile	1.17	★ 2.54	89	Lv Mauriceville	11.25	11.25
185	Lv Elton	1.27	★ 3.00	106	Lv De Quincy	f 11.51	11.48
195	Lv Kinder	1.45	3.17	136	Lv Ragley	12.40	12.35
195	Lv Kinder	1.45	3.17	148	Lv Reaves		f
201	Lv Le Blanc	f 2.09		160	Lv Le Blanc		f 1.04
207	Lv Reaves	f 2.17		166	Lv Le Blanc		f 1.10
219	Lv Ragley	f 2.55	4.20	172	Ar Kinder	1.28	1.32
231	Lv DeQuincy	3.35	f 5.00	172	Lv Kinder	1.28	1.32
261	Lv Mauriceville	4.00	5.25	182	Lv Elton	★ 1.42	1.46
278	Ar BEAUMONT	4.10	5.35	188	Lv Basile	★ 1.48	1.55
278	Lv BEAUMONT	4.10	5.35	198	Lv Eunice	2.04	2.18
291	Lv Westbury	f 4.30		212	Lv Lawtell		
298	Lv Grayburg	4.46	★ 6.12	219	Lv Opelousas	2.40	3.05
306	Lv Strain			226	Lv Port Barre		3.15
312	Lv Hull	5.02	★ 6.28	238	Lv Krotz Springs		3.34
317	Lv Hardin	f 5.10		245	Lv Lottie	★ 3.25	3.53
325	Lv Kenefick			250	Lv Livonia		f 4.02
336	Lv Eastgate			260	Lv Erwinville		f 4.14
340	Lv Huffman	f 5.38		268	Lv Westover		
346	Lv Harmaston			272	Lv Anchorage	4.13	4.33
354	Lv Dyersdale			277	Ar BATON ROUGE	4.50	5.15
367	Ar HOUSTON	6.25	7.50	305	Ar Burnside	5.35	6.00
367	Lv HOUSTON	9.20	10.45	316	Ar Convent	5.48	6.13
602	Lv CORPUS CHRISTI	4.35	4.25	324	Lv Lutchter	5.58	6.25
714	Ar HARLINGEN	6.45	6.50	329	Ar Garyville	6.05	6.33
739	Ar BROWNSVILLE	8.00	7.40	363	Ar (Carrollton Ave.)	6.56	7.26
754	Ar MISSION	8.55	▲ 8.20	367	Ar NEW ORLEANS (Union Station)	7.10	7.35

TABLE

**30**

## HOUSTON — GALVESTON

	Daily Service	S.Fe	S.P.	M.P.	S.Fe		Daily Service	S.Fe	M.P.	S.P.	S.Fe
Lv HOUSTON	8.20	8.00	10.25	7.10	Lv GALVESTON	6.45	2.00	4.45	7.30		
Ar GALVESTON	9.50	10.00	12.01	8.15	Ar HOUSTON	7.50	3.25	6.45	9.10		

Interchange honoring of revenue local and interline tickets. Bus service between Houston-Galveston via Texas Bus Lines, Inc. Rail tickets honored.

TABLE

**31**

## HOUSTON — BAYTOWN

(Electric Line)

Lv. Houston (Union Station) 5.00 p. m., daily.  
Lv. Baytown 4.25 p. m., daily.  
Via bus between Union Station (downtown district) and MK Yard, thence motor rail coach between MK Yard and Baytown. Running time between Houston (Union Station) and Baytown 1 hr. 40 min.

TABLE

**32**TROUP — TYLER  
VIA OILFIELD COACHES — RAIL TICKETS HONORED

Lv TROUP	5.45	8.20	4.20	8.20	Lv TYLER	4.45	7.20	7.20
Ar TYLER	6.25	9.00	5.05	9.00	Ar TROUP	5.25	8.00	8.00

▲—Via Missouri Pacific Bus Lines — rail tickets honored — remains cannot be handled.  
f—Stops on signal.  
★—Stops to receive or discharge revenue passengers.  
†—Stops for revenue passengers to or from Opelousas and points beyond.

TABLE  
2-18-51**33**

## HOUSTON — VALLEY JUNCTION

Miles		18 Daily	Miles		17 Daily
0	Lv HOUSTON	8.30	0	Lv VALLEY JCT.	12.45
13	Lv Aldine	f 8.55	9	Lv Mumford	f 12.58
23	Lv Spring	9.07	23	Lv Bryan	1.19
30	Lv Hufsmith	f 9.23	27	Lv College Station	1.25
45	Lv Magnolia	f 9.39	52	Lv Navasota	2.04
55	Lv Stoneham	f 9.58	69	Lv Stoneham	f 2.19
72	Lv Navasota	10.12	79	Lv Magnolia	f 2.38
97	Lv College Station	10.54	94	Lv Hufsmith	f 2.52
101	Lv Bryan	11.00	101	Lv Spring	3.06
115	Lv Mumford	f 11.21	111	Lv Aldine	f 3.17
124	Ar VALLEY JCT.	11.45	124	Ar HOUSTON	3.50

TABLE

**34**

## CRYSTAL CITY — UVALDE

Miles		Mixed Daily Ex. Sun.	Miles		Mixed Daily Ex. Sun.
0	Lv Crystal City	8.00	0	Lv Uvalde Jct.	11.10
18	Lv La Pryor	9.00	2	Lv Uvalde	11.45
39	Ar Uvalde	10.25	23	Lv La Pryor	1.05
41	Ar Uvalde Jct.	10.40	41	Ar Crystal City	2.15

The AMERICAN RAILROADS Present

The  
**RAILROAD  
HOUR**  
Famous  
Musical  
Shows

NBC NETWORK  
Every  
Monday  
Night

**GORDON MacRAE**  
and Guest Stars from Stage, Screen & Radio

TABLE  
12-20-50

**35**

**BASTROP — MONROE — NATCHEZ**

Via Missouri Pacific Bus Lines—Rail tickets honored—Remains cannot be handled.

	Bus Daily	Bus Daily	Bus Daily	Bus Daily		Bus Daily	Bus Daily	Bus Daily	Bus Daily
Lv Bastrop	6.15		1.23	4.20	Lv Natchez	7.00	2.15	5.10	9.30
Lv Collinston	6.35				Lv Vidalia	7.08	2.23	5.18	9.38
Lv Oak Ridge	7.10				Lv Ferriday	7.25	2.38	5.35	9.53
Ar Rayville	8.00				Lv Clayton	7.37	2.50	5.47	f
Lv Monroe	7.30	10.30	2.20	5.15	Lv Greenville	f	f	f	f
Ar Rayville	8.10	11.10	3.00	5.55	Lv Sicily Island	8.06	3.19	6.15	10.30
Lv Rayville	8.10	11.10	3.00	5.55	Lv Wisner	8.23	3.36	6.31	10.46
Lv Archibald	8.30	11.28	3.18	6.13	Lv Gilbert	8.32	3.45	6.40	10.54
Lv Mangham	8.35	11.32	3.23	6.17	Lv Winnsboro	8.50	4.05	6.58	11.10
Lv Baskin	8.43	11.39	3.29	6.24	Lv Baskin	9.01	4.17	7.10	f
Lv Winnsboro	8.55	11.49	3.39	6.34	Lv Mangham	9.08	4.22	7.17	f
Lv Gilbert	9.13	12.04	3.54	6.49	Lv Archibald	9.12	4.27	7.22	f
Lv Wisner	9.22	12.12	4.02	6.57	Ar Rayville	9.30	4.45	7.37	11.42
Lv Sicily Island	9.50	12.35	4.22	7.17	Lv Rayville	9.30	4.45	7.37	11.42
Lv Greenville	f	f	f	f	Ar Monroe	10.10	5.25	8.15	12.15
Lv Clayton	10.08	12.53	4.40	7.35	Lv Rayville		4.50		
Lv Ferriday	10.20	1.05	4.52	7.46	Lv Oak Ridge		5.40		
Ar Vidalia	10.37	1.22	5.07	8.02	Lv Collinston		6.05		
Ar Natchez	10.45	1.30	5.15	8.10	Ar Bastrop	11.25	6.25		1.15

TABLE

**36**

**ST. LOUIS — MEMPHIS — LITTLE ROCK — EL DORADO — MONROE**

Miles		31-821 Daily	7 Daily	Bus Daily	Miles		822-32 Dially	8 Daily	Bus Daily
	Lv ST. LOUIS	5.35	12.45		0	Lv MONROE	3.00		
	Ar LITTLE ROCK	1.05	10.30		20	Ar Collinston	3.30		
	Lv MEMPHIS	8.30	8.00	12.50	20	Lv Collinston	3.40		
	Ar LITTLE ROCK	11.45	11.05	4.20	27	Lv Bastrop	3.55		
	Lv LITTLE ROCK	1.35	11.25	5.30	44	Lv White, Ark.	4.29		
	Ar Gurdon	2.55	12.55		56	Lv Felsenthal	4.50		
0	Lv Gurdon	6.05	▲1.40		68	Lv Strong	5.15		
7	Lv Whelen Springs	6.17	1.64		72	Lv Payne	f 5.25		
12	Lv Reader	6.25			77	Lv Lawson	5.38		
19	Lv Chidester	6.37	2.30		88	Ar EL DORADO	6.00		
26	Lv Lester	f 6.49	2.56		88	Lv	6.30	▲9.00	6.30
34	Lv Camden	7.10	3.07	8.25	97	Lv Norphlet	6.43	9.10	6.41
48	Lv Louann	7.33	3.37	8.50	102	Lv Smackover	6.57	9.23	6.52
53	Lv Smackover	7.45	3.45	8.58	107	Lv Louann	7.04	9.31	7.00
58	Lv Norphlet	7.55	4.15	9.09	121	Lv Camden	7.32	10.05	7.25
67	Ar EL DORADO	8.20	▲4.15	9.20	129	Lv Lester	f 7.48	10.22	
67	Lv	8.35			136	Lv Chidester	8.05	10.36	
78	Lv Lawson	9.00			143	Lv Reader	8.18		
82	Lv Payne	f 9.10			148	Lv Whelen Springs	8.26	11.11	
87	Lv Strong	9.20			155	Ar Gurdon	8.45	11.▲25	
87	Lv Felsenthal	9.44			155	Lv Gurdon	9.15	1.20	
111	Lv White, Ark.	10.06			236	Ar LITTLE ROCK	11.15	3.05	10.25
128	Lv Bastrop, La.	10.36			236	Lv LITTLE ROCK	2.30	3.30	12.30
135	Ar Collinston	10.50			385	Ar MEMPHIS	6.30	7.00	3.55
135	Lv Collinston	11.00			236	Lv LITTLE ROCK	11.59	3.20	12.45
155	Ar MONROE	11.30			585	Ar ST. LOUIS	7.50	11.00	12.05

TABLE  
8-1-50

**37**

**CROSSETT — MONTROSE — EL DORADO**

Miles		Bus Daily	Miles		Bus Daily
0	Lv Montrose	5.45	0	Lv El Dorado	4.20
8	Lv Snyder	6.00	43	Lv Crossett	5.35
12	Lv Mist	f	55	Lv Hamburg	6.00
19	Ar Hamburg	6.20	62	Lv Mist	f
31	Ar Crossett	6.45	66	Lv Snyder	6.20
74	Ar El Dorado	8.30	74	Ar Montrose	6.35

**McGEHEE — GREENVILLE**

Via Missouri Pacific Bus Lines  
Rail tickets honored—Remains cannot be handled.

	Bus Daily	Bus Daily		Bus Daily	Bus Daily
Lv McGEHEE	4.30		Lv GREENVILLE	6.00	8.45
Ar Lake Village	5.10	7.05	Ar Lake Village	6.45	9.20
Ar GREENVILLE	5.50	7.40	Ar McGEHEE		10.45

f—Stops on signal.

▲—Via Missouri Pacific Bus Lines—rail tickets honored — remains cannot be handled.

# Are Railroad Rates Too High

On the contrary, railroad earnings are inadequate because of the inflation of railway operating costs, including wages, and the effect of artificially low rates charged by subsidized competition, it was recently stated by Charles L. Bergmann, partner of R. W. Pressprich & Co. of New York, and chairman of the Railroad Securities Committee of the Investment Bankers Association of America.

Addressing the Maryland Club of Baltimore, Mr. Bergmann said, "It is a fair statement to say that the charges which the railroads make for the services they perform have failed to keep pace with their costs. . . . Unlike other industries, which are able to pass on their increased costs to the consumer of the product, the railroads have only been partially able to do so.

"The fact is," he continued, "that rates charged by competing forms of transportation are too low. They are too low because of a combination of factors—subsidies and publicly provided facilities for which certain carriers do not adequately pay but which enable them to charge lower rates than they would have to charge if the shippers were to pay fully for the service they obtain from such forms of transportation."

The attitude of seeking cheap transportation at public expense, Mr. Bergmann asserted is "bound to advance the cause of Socialism." Subsidies, he added, reduce the cost of transportation to some but their cost is borne by all taxpayers, by shippers who must move their commodities by rail, and by the private owners of automobiles.

"I would like to point out," he said, "that the owner of a private automobile bears charges four times greater per ton-mile for the use of highways than do the interstate carriers of highway freight."

# 5 TRAINS

*Each Way  
Every Day*

Between

## ST. LOUIS and KANSAS CITY

Only Missouri Pacific offers you a choice of five trains westbound and five eastbound every day between St. Louis and Kansas City. You can choose too from a wide variety of modern travel accommodations—modern reclining seat coaches; de luxe parlor-lounge cars; Pullman berths, roomettes, bedrooms, compartments and drawing rooms. The first is still the favorite cross-Missouri rail route.

*For complete schedules  
see Tables 1 and 2.  
Accommodations listed  
in detail on Pages 5 and 8.*



1851 • A CENTURY OF SERVICE • 1951

TABLE 3-11-51		39		MEMPHIS — HELENA — TALLULAH — NATCHEZ			
Miles		335-336-335 Daily	Bus Daily	Miles		334-337-334 Daily	Bus Daily
0	Lv MEMPHIS	4.00	8.05	0	Lv NATCHEZ		2.00
8	Lv Wimef	4.15		4	Lv Vidalia		2.08
9	Lv Hulbert			14	Lv Ferriday		2.25
18	Lv Neuhardt	f 4.28	8.50	30	Lv Waterproof		3.05
23	Lv Chatfield	f 4.34	9.05	43	Lv St. Joseph		3.50
29	Lv Hughes	f 4.42	9.20	53	Lv Newellton		4.20
38	Lv Brickkeys	f 4.53	9.40	78	Ar TALLULAH		5.10
51	Lv Marianna	f 5.10	10.05	78	Lv TALLULAH	4.30	5.40
63	Lv Loxa	f 5.29	10.30	89	Lv Sondheimer	4.46	5.58
76	Ar HELENA	f 5.54	11.00	94	Lv Alsatia		6.06
94	Lv Oneida	f 6.00		98	Lv Transylvania	f 4.58	6.14
106	Lv Elaine	f 6.38		106	Lv Lake Providence	f 5.09	6.35
115	Lv Mellwood	f 6.59		118	Lv Milliken, La.	★ 5.25	f
129	Lv Snow Lake	f 7.13		130	Lv Eudora Ark.	f 5.40	7.20
135	Lv Mozart	f 7.33		137	Lv Chicot	f 5.48	f
138	Lv Benzal	f 7.43		145	Lv Lake Village	f 6.01	7.45
141	Lv Medina	f 7.51		169	Ar McGehee	6.35	8.25
147	Lv Watson	8.05		169	Lv McGehee		
156	Lv Rohwer	f 8.17		175	Lv McArthur	f 6.52	
162	Lv McArthur	f 8.30		181	Lv Rohwer	7.00	
168	Ar McGehee	f 8.45		190	Lv Watson	7.13	
168	Lv McGehee	9.10		196	Lv Medina	f 7.23	
192	Lv Lake Village	f 9.10		196	Lv Benzal	f	
200	Lv Chicot	f 9.45		202	Lv Mozart	f 7.34	
207	Lv Eudora	f 9.57		208	Lv Snow Lake	f 7.44	
219	Lv Milliken, La.	★ 10.21		222	Lv Mellwood	8.07	
231	Lv Lake Providence	10.37		231	Lv Elaine	8.21	
239	Lv Transylvania	f 10.48		243	Lv Oneida	8.40	
243	Lv Alsatia			261	Ar HELENA	9.19	2.00
243	Lv Sondheimer	11.00		261	Lv Loxa	9.23	2.30
259	Ar TALLULAH	11.20		274	Lv Lexa	9.45	3.00
259	Lv TALLULAH			286	Lv Marianna	10.03	3.20
284	Lv Newellton			299	Lv Brickkeys	10.21	3.40
294	Lv St. Joseph			308	Lv Hughes	10.37	3.40
307	Lv Waterproof			314	Lv Chatfield	f 10.44	3.50
323	Ar Ferriday			319	Lv Neuhardt	f 10.51	4.05
333	Ar Vidalia			328	Lv Hulbert		
337	Ar NATCHEZ		1.25	329	Lv Wimef	11.04	
				337	Ar MEMPHIS	11.30	4.45

TABLE 8-1-50		40		McGEHEE — DERMOTT — WARREN			
Miles		Bus Daily	Miles		Bus Daily		
0	Lv McGEHEE	5.50	0	Lv WARREN	5.45		
8	Lv Dermott	6.10	7	Lv Wilmar	6.05		
15	Lv Collins	6.30	16	Lv Monticello	6.25		
30	Lv Monticello	7.02	21	Lv Collins	6.57		
39	Lv Wilmar	7.20	28	Lv Dermott	7.17		
46	Ar WARREN	7.45	46	Ar McGEHEE	7.40		

TABLE 3-11-51		41		NEELYVILLE, NAYLOR, DONIPHAN			
Miles		897 Mixed Ex. Sun.	Miles		898 Mixed Ex. Sun.		
0	Lv NEELYVILLE	1.30	0	Lv DONIPHAN	9.40		
6	Ar NAYLOR	1.45	9	Lv OXLY	10.10		
11	Ar OXLY	2.00	14	Lv NAYLOR	10.30		
20	Ar DONIPHAN	3.00	20	Ar NEELYVILLE	11.30		

▲—Via Missouri Pacific Bus Lines—rail tickets honored — Remains cannot be handled.  
f—Stops on signal. ★—Stops to receive or discharge revenue passengers.



## RAIL-AUTO TRAVEL PLAN

Next time you travel try the Rail-Auto Plan. Ride to your destination swiftly, safely, comfortably by train. An automobile is ready for your use at your destination. For full particulars ask any MISSOURI PACIFIC ticket agent.

TABLE 42  
7-29-50

**FT. SMITH AND PARIS**

Via Missouri Pacific Bus Lines  
Rail tickets honored—Remains cannot be handled.

Miles		Bus Daily	Bus Daily	Bus Daily	Miles		Bus Daily	Bus Daily	Bus Daily
0	Lv FT. SMITH.....	7.00	9.30	1.30	0	Lv PARIS.....	8.15	11.15	5.11
10	Lv Barling.....	f	f	f	9	Lv Ratcliff.....	8.29	11.29	5.25
11	Lv Camp Chaffee.....	7.15	9.45	1.45	13	Lv Branch.....	8.36	11.36	5.32
13	Lv Central City.....	f	f	f	18	Lv Charleston.....	8.43	11.43	5.40
18	Lv Lavaca.....	f	f	1.53	23	Lv Ursula.....	f	f	f
19	Lv Bloomer.....	7.30	10.00	2.00	28	Lv Bloomer.....	8.55	11.55	5.52
23	Lv Ursula.....	f	f	f	29	Lv Lavaca.....	9.02	.....	5.59
28	Lv Charleston.....	7.42	10.12	2.12	33	Lv Central City.....	f	f	f
33	Lv Branch.....	7.50	10.20	2.20	35	Lv Camp Chaffee.....	9.10	12.10	6.07
37	Lv Ratcliff.....	7.57	10.27	2.27	36	Lv Barling.....	f	f	f
46	Ar PARIS.....	8.12	10.40	2.42	46	Ar FT. SMITH.....	9.25	12.25	6.20

TABLE 43  
7-22-50

**HOPE AND NASHVILLE**

Miles		Bus Daily	Bus Daily	Miles		Bus Daily	Bus Daily
0	Lv HOPE.....	8.00	2.30	0	Lv NASHVILLE.....	9.40	4.30
9	Lv Washington.....	8.20	2.50	10	Lv Ozan.....	10.00	4.50
15	Lv Ozan.....	8.30	3.00	16	Lv Washington.....	10.10	5.00
25	Ar NASHVILLE.....	8.50	3.20	25	Ar HOPE.....	10.30	5.17

TABLE 44  
1-16-50

**ALGIERS AND VENICE**

Miles		Bus Daily	Bus Daily	Bus Daily	Miles		Bus Daily	Bus Daily	Bus Daily
0	Lv ALGIERS.....	7.50	11.50	6.50	0	Lv VENICE.....	6.35	12.50	4.50
9	Lv Belle Chasse.....	8.17	12.17	7.17	12	Lv Triumph.....	7.10	1.25	5.25
27	Lv Myrtle Grove.....	8.50	12.50	7.50	14	Lv Buras.....	7.15	1.30	5.30
47	Lv Port Sulphur.....	9.23	1.23	8.23	29	Lv Port Sulphur.....	7.46	1.59	6.00
62	Lv Buras.....	9.50	1.50	8.50	49	Lv Myrtle Grove.....	8.20	2.31	6.34
64	Lv Triumph.....	9.55	1.55	8.55	67	Lv Belle Chasse.....	8.51	3.02	7.05
76	Ar VENICE.....	10.30	2.30	9.30	76	Ar ALGIERS.....	9.15	3.25	7.25

TABLE 45  
1-20-51

**HOUSTON, ANGLETON AND FREEPORT**

Via Missouri Pacific Bus Lines  
Rail tickets honored—Remains cannot be handled.

Miles		Bus Daily	Bus Daily	Bus Daily	Bus Daily	Miles		Bus Daily	Bus Daily	Bus Daily	Bus Daily
Lv HOUSTON (Bus Sta.)..	5.15	11.45	3.15	5.45	Lv FREEPORT.....	8.15	11.45	4.00	6.45		
Lv Almeda.....	f	12.08	3.38	6.08	Lv Velasco.....	8.20	11.50	4.10	6.55		
Lv Fresno.....	f	12.16	3.46	6.16	Ar Angleton.....	8.55	12.25	5.00	7.30		
Lv Arcola.....	f	12.22	3.52	6.21	Lv Angleton.....	8.55	12.25	5.05	7.30		
Lv Hawdon.....	f	12.24	3.54	6.23	Lv Anchor.....	.....	.....	f	.....		
Lv Juliff.....	f	12.28	3.58	6.27	Lv Chenango.....	.....	12.32	f	7.54		
Lv Sandy Point.....	f	12.35	4.06	6.35	Lv Sandy Point.....	9.25	12.50	f	.....		
Lv Chenango.....	.....	.....	.....	6.51	Lv Juliff.....	9.33	12.58	f	.....		
Lv Anchor.....	.....	.....	.....	6.57	Lv Hawdon.....	9.37	1.02	f	.....		
Ar Angleton.....	6.15	1.05	4.37	7.03	Lv Arcola.....	9.39	1.04	f	.....		
Lv Angleton.....	6.15	1.05	4.37	7.03	Lv Fresno.....	9.45	1.08	f	.....		
Lv Velasco.....	7.00	1.30	5.10	7.38	Lv Almeda.....	9.50	1.16	f	.....		
Ar FREEPORT.....	7.10	1.45	5.15	7.45	Ar HOUSTON (Bus Sta.)..	10.15	1.45	6.05	8.45		

TABLE 46  
2-18-51

**PHELPS AND HUNTSVILLE**

Miles		Frt. Ex. Su.	Bus Daily	Bus Daily	Miles		Frt. Ex. Su.	Bus Daily	Bus Daily
0	Lv PHELPS.....	2.45	8.35	5.25	0	Lv HUNTSVILLE...	7.00	8.00	4.45
7	Ar HUNTSVILLE...	3.15	9.00	5.50	7	Ar PHELPS.....	7.30	8.25	5.10

Bus Passengers handled by East Texas Motor Coaches.  
Remains cannot be handled.



**From and To  
NEW ORLEANS**

**Alcoa Steamship Co., Inc.**

Weekly sailings on 16-day cruises to Kingston, Jamaica; La Guaira, Puerto Cabello and Guanta, Venezuela; Port of Spain, Trinidad; alternating with Willemstadt, Curacao and Ciudad Trujillo, Dominican Republic. Fortnightly freighter cruise sailings to Venezuela, Dutch West Indies and British West Indies.

**Delta Line**

Fortnightly cruise ship sailings to Brazil, Uruguay, Argentina. Fortnightly service by freighter to South America and West Africa.

**Lykes Brothers Steamship Co., Inc.**

Regular sailings to Puerto Rico, Cuba, Dominican Republic, Haiti, Colombia, Venezuela, United Kingdom, South and East Africa, Mediterranean, North Africa and Black Sea ports, Continental Europe, Scandinavia, Baltic and Oriental ports.

**Standard Fruit and Steamship Co.**

Weekly sailings on 10-day cruise to Havana and La Ceiba. Weekly sailings to Guayaquil, Ecuador. Fortnightly sailings to Puerto Barrios, Guatemala.

**United Fruit Company**

Sailings weekly on 11-day and 18-day cruises to Havana, Cuba and Puerto Barrios, Guatemala. Sailings to Spanish Honduras.

**Waterman Steamship Corp.**

Weekly sailings to Puerto Rico; semi-monthly sailings to Bremen, Hamburg, Rotterdam, Antwerp, Genoa, Venice, Trieste and Pireous. Monthly sailings to Yokohama, Kobe, Hong Kong and Manila with occasional calls at Pusan, Korea.

**GALVESTON**

**Lykes Brothers Steamship Co., Inc.**

Regular sailings to Puerto Rico, Cuba, Dominican Republic, Haiti, Colombia, Venezuela, United Kingdom, South and East Africa, Mediterranean, North Africa and Black Sea ports, Continental Europe, Scandinavia, Baltic and Oriental ports.



The "Super Market" of the World



is in the Mo-Pac Empire

A vast store of agricultural products are grown in the MO-PAC Empire.

Help yourself... and your business. These abundant raw materials, plus plentiful skilled and unskilled labor, are available in the West-Southwest to produce your goods at lowest possible cost.

We deliver, of course! MO-PAC's great fleet of diesels will whisk your finished product off to consumers economically, safely, speedily.

For complete information about available raw materials, write or wire... Industrial Development Dept., Missouri Pacific Lines, 1706 Missouri Pacific Bldg., St. Louis 3, Missouri, or Union Station, Houston 1, Texas. Your inquiry will be kept in strict confidence.

MISSOURI PACIFIC LINES

"A SERVICE INSTITUTION"



ROUTE OF THE EAGLES

Light figures indicate A. M.

63

TABLE 10-29-50

47

MENARD — CHESTER — MT. VERNON

Miles		831 Daily Ex. Su. Motor	Miles		832 Daily Ex. Su. Motor
0	Lv MENARD	12.45	0	Lv MT. VERNON	8.35
1	Lv Chester	12.55	10	Lv Waltonville	9.05
11	Lv Welge	1.16	13	Lv Scheller	9.12
17	Lv Steeleville	1.28	22	Lv Tamaroa	9.37
19	Lv Percy	1.34	32	Lv Pinckneyville	9.59
22	Lv Cutler	1.41	37	Lv Conats	10.09
23	Lv Jamestown	f 1.45	41	Lv Jamestown	f 10.13
27	Lv Conats	1.50	42	Lv Cutler	10.21
32	Lv Pinckneyville	2.02	45	Lv Percy	10.27
42	Lv Tamaroa	2.24	47	Lv Steeleville	10.33
51	Lv Scheller	2.38	53	Lv Welge	10.44
54	Lv Waltonville	2.45	63	Lv Chester	11.18
64	Ar MT. VERNON	3.15	64	Ar MENARD	11.25

f—Stops on signal.

TABLE 10-31-48

48

SALEM — FLINTON  
Missouri-Illinois Railroad

Miles		1 Motor Daily Ex. Su.	Miles		2 Motor Daily Ex. Su.
0	Lv SALEM	8.50	0	Lv FLINTON	1.02
3	Lv Selmaville	f 8.58	3	Lv Collins	f 1.09
7	Lv Robinett	f 9.07	4	Lv Rock Point	f 1.11
12	Lv Central City	f 9.24	8	Lv Clark	f 1.18
14	Lv Centralia	9.28	9	Lv Evansville	1.22
18	Lv Noltings	f 9.40	10	Lv Pautler	f 1.27
21	Lv Alda	f 9.45	14	Lv Walsh	1.35
23	Lv Hoyleton	9.50	18	Lv Schulines	1.43
27	Lv Huegely	f 9.58	23	Lv Sparta	1.58
33	Lv Nashville	10.15	30	Ar Coulterville	2.12
36	Lv Kempside	f 10.22	30	Lv	2.12
38	Lv Cordes	f 10.26	35	Lv McKinley	f 2.21
41	Lv Oakdale	10.32	38	Lv Oakdale	2.28
44	Lv McKinley	f 10.39	41	Lv Cordes	f 2.33
49	Ar Coulterville	10.47	43	Lv Kempside	f 2.38
49	Lv	10.47	46	Lv Nashville	2.48
56	Lv Sparta	11.00	49	Lv Huegely	f 3.01
61	Lv Schulines	11.16	56	Lv Hoyleton	3.08
65	Lv Walsh	11.23	58	Lv Alda	f 3.13
69	Lv Pautler	f 11.30	61	Lv Noltings	f 3.19
70	Lv Evansville	11.35	65	Lv Centralia	3.37
71	Lv Clark	f 11.39	67	Lv Central City	f 3.40
75	Lv Rock Point	f 11.46	72	Lv Robinett	f 3.56
76	Lv Collins	f 11.48	76	Lv Selmaville	f 4.06
79	Lv FLINTON	11.57	79	Ar SALEM	4.15



FOR SHIPPING HELP

Anywhere!

use the service that's

- fast
- friendly
- convenient
- dependable
- economical



ALWAYS ASK THE EXPRESS MAN!

A TIP TO TRAVELERS

As a protection against loss be sure every piece of your baggage, whether carried or checked, is properly identified with a card or tag showing your name and complete address.

64

Black figures indicate P. M.






# The Missouri Pacific Lines Offer You...

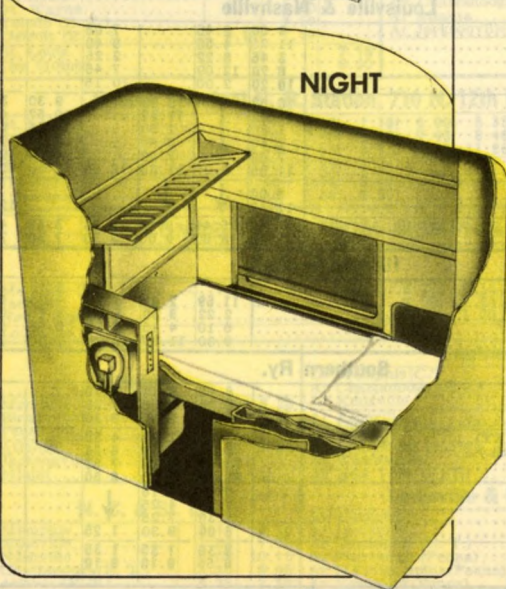
These Accommodations Are Available in 14 Roomette, 4 Double Bedroom Cars; 10 Roomette, 6 Double Bedroom; 14 Roomette, 2 Double Bedroom, 1 Drawing Room Cars, and in 5 Double Bedroom-Lounge Cars

## THE ROOMETTE

An increasingly popular accommodation for the individual traveler. Provides a completely enclosed room with private toilet facilities, washstand, wardrobe locker. Other convenience and comfort features include circulating ice water, thermostatic air-conditioning and heat controls, full length mirror, electric razor outlet, shoe locker and spacious luggage rack.



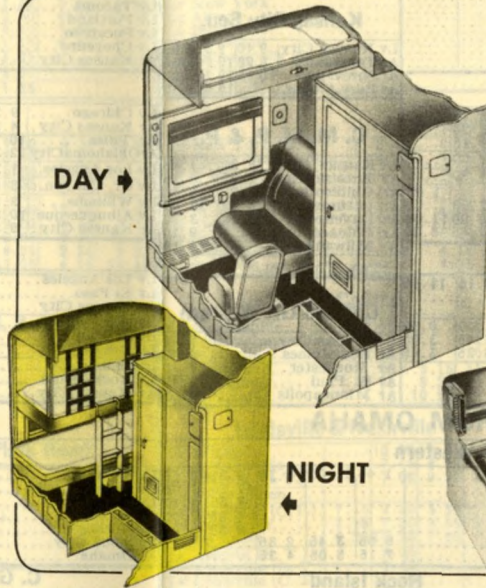
DAY



NIGHT


## THE BEDROOM

DAY



THE DOUBLE BEDROOM for one or two persons provides lower and upper bed, enclosed toilet and lavatory facilities, separate air-conditioning and temperature controls, running ice water, wardrobe locker, full length mirror, electric razor outlet, shoe locker and ample luggage space. Opening the partition between two adjoining double bedrooms forms the **BEDROOM SUITE** illustrated below, providing the facilities of two double bedrooms with two lower and two upper beds, two enclosed toilets, etc.

## THE BEDROOM SUITE

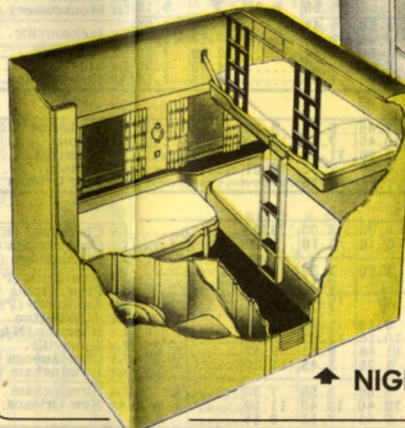


DAY


NIGHT

## THE DRAWING ROOM

A spacious and luxurious living room during daylight hours with two full length beds and upper berth for sleeping accommodations at night. The private lavatory and toilet facilities are completely enclosed. These new type drawing rooms also provide fan; circulating ice water;



NIGHT



DAY

individually controlled light, ventilation, air-conditioning and heat; shoe locker; a large wardrobe and ample storage space for luggage.


# ... A Selection of Pullman Accommodations

The Accommodations Illustrated Below Are Provided in 6-Section,  
6 Roomette, 4 Double Bedroom Cars


## THE BEDROOM

THE DOUBLE BED ROOM for one or two persons provides lower and upper bed, separate toilet and lavatory facilities,

DAY →




NIGHT ←




ties, air-conditioning and temperature controls, full length mirror, clothes locker, razor outlet, shoe locker and ample luggage space. Opening the partition between adjoining double bedrooms forms the **BEDROOM SUITE** illustrated below, providing the facilities of two double bedrooms with two lower and two upper beds, two toilets, etc.

## THE BEDROOM SUITE




NIGHT →




DAY →

## THE ROOMETTE

A private, completely enclosed room designed for the individual traveler. Contains a pre-made bed that folds into the wall. Also provides private toilet facilities, washstand, mirrored



DAY




NIGHT

cabinet for toilet articles, clothes locker, shoe locker, ample luggage space and individually controlled ventilation, air-conditioning, heat and light.


## THE SECTION

Combines lower and upper berths, each a sleep-inviting bed with convenient lights, clothes hangers, shelf or hammock for sundry articles, and a bell to summon the porter at any hour. For daytime travel the section provides a pair of roomy, soft-cushioned lounge seats.



DAY →

UPPER →  
AT NIGHT




LOWER  
AT NIGHT  
←

# The Missouri Pacific Lines Offer You A Selection of Pullman Accommodations

## On Trains Other Than The Streamlined Eagles

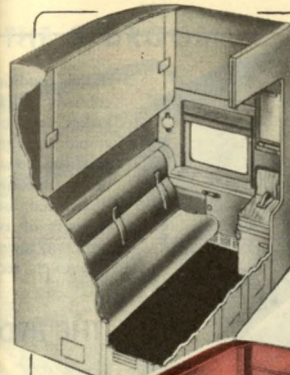
### THE DRAWING ROOM

The ideal accommodation for family groups. A spacious private living room by day, at night it provides two beds and an easily accessible upper berth. Toilet and lavatory are enclosed and completely private.



### THE BEDROOM

THE DOUBLE BEDROOM for one or two persons provides lower and upper bed, separate toilet and lavatory facilities, full length mirror, clothes locker, razor outlet, shoe locker and ample luggage space. Opening the partition between adjoining double bedrooms forms the **BEDROOM SUITE** illustrated below, providing the facilities of two double bedrooms with two lower and two upper beds, two toilets, etc.




### THE BEDROOM SUITE

DAY



NIGHT

DAY

NIGHT



### THE SECTION




Includes upper and lower berths, both providing a comfortable, sleep-inviting bed. In daytime, section offers two commodious, soft-cushioned reserved seats.

### THE COMPARTMENT

A private room with comfortable, soft-cushioned seats for day use. Sleeping accommodations include bed and upper berth. Individual toilet and lavatory.

NIGHT

DAY



### ACCOMMODATIONS ILLUSTRATED ARE PROVIDED IN

- 12 Section, 1 Drawing Room Cars
- 
- 10 Section, 1 Drawing Room, 2 Compartment Cars
- 
- 8 Section, 1 Drawing Room, 2 Compartment Cars
- 
- 8 Section, 5 Double Bedroom Cars
- 
- 8 Section, 1 Drawing Room, 3 Double Bedroom Cars
-







## RAIL AND PULLMAN FARES

The Fares shown herein are those effective on February 15, 1951, and do not reflect any increase that may be authorized at a later date. These Railroad and Pullman fares are published as information only, are subject to change without notice and do not include 15% Federal and 2% Missouri taxes.

	RAILROAD FARES				PULLMAN FARES (One Way) IN STANDARD CARS									
	In Coaches		In Pullmans		Lower Berth	Upper Berth	Roomette One Person	Bed Room One Person	ⓐ Bed Room Two Persons	Compartment One Person	Compartment Two or More Persons	Drawing Room One Person	Drawing Room Two or More Persons	Seat Fare for Day Travel
	One Way	6 Months R. T.	One Way	6 Months R. T.										
<b>TEXARKANA, ARK., TO</b>														
Houston.....Tex.	\$ 8.08	\$14.55	\$11.31	\$18.85	\$ 3.80	\$ 2.90	\$ 5.30	\$ 7.20	\$ 8.35	\$ 8.55	\$10.90	\$11.40	\$14.40	\$ 2.20
Little Rock.....Ark.	3.62	6.55	5.06	8.45	3.50	2.60	4.85	6.65	7.70	7.90	9.60	10.50	13.30	1.10
Memphis.....Tenn.	7.08	12.75	9.90	16.50	3.50	2.60	4.85	6.65	7.70	7.90	9.60	10.50	13.30	2.00
New York.....N. Y.	37.13	68.11	51.62	93.28	12.85	9.75	17.95	24.40	28.25	28.90	36.00	38.55	48.80	.....
St. Louis.....Mo.	12.35	22.25	17.28	28.80	5.05	3.85	7.15	9.60	11.10	11.35	14.15	15.15	19.20	3.50
San Antonio.....Tex.	10.79	19.45	15.09	25.15	5.05	3.85	7.15	9.60	11.10	11.35	14.15	15.15	19.20	3.10
Washington.....D. C.	30.90	55.65	43.28	76.60	10.95	8.30	15.30	20.80	24.10	24.65	30.50	32.85	41.60	.....
<b>WICHITA, KAN., TO</b>														
Colorado Springs...Colo.	12.03	21.70	16.84	28.10	5.05	3.85	.....	9.60	11.10	11.35	14.15	15.15	19.20	.....
Denver.....Colo.	13.59	24.50	19.01	31.70	5.05	3.85	.....	9.60	11.10	11.35	14.15	15.15	19.20	.....
Hot Springs.....Ark.	12.78	23.05	17.88	29.80	5.70	4.30	.....	.....	.....	12.85	16.00	17.10	21.70	.....
Little Rock.....Ark.	11.42	20.60	15.99	26.65	5.05	3.85	.....	.....	.....	11.35	14.15	15.15	19.20	.....
Los Angeles.....Cal.	34.36	63.00	54.66	90.75	14.45	11.00	.....	.....	.....	32.50	40.85	43.35	54.90	.....
Memphis.....Tenn.	14.29	25.75	20.01	33.35	5.70	4.30	.....	.....	.....	12.85	16.00	17.10	21.70	.....
Pueblo.....Colo.	10.91	19.65	15.27	25.45	5.05	3.85	.....	9.60	11.10	11.35	14.15	15.15	19.20	.....
St. Louis.....Mo.	11.82	21.30	16.52	27.55	5.05	3.85	.....	9.60	11.10	11.35	14.15	15.15	19.20	.....
San Francisco.....Cal.	38.20	68.05	60.77	95.70	14.45	11.00	7.15	9.60	11.10	11.35	14.15	15.15	19.20	54.90

ⓐFor Bed Room Suite charges consult ticket agent.

### EXCLUSIVE OCCUPANCY CHARGES FOR BED ROOMS, ROOMETTES, DRAWING ROOMS, AND COMPARTMENTS

For exclusive occupancy of night service, or night and day continuous service of drawing room in United States, minimum 1 1/4 adult one way rail fare; for compartment, 1 1/10 adult one way rail fare, and for Bed Room or Roomette only one rail fare required (except to points South of the Ohio River and East of the Mississippi River—Ask the Ticket Agent).

#### PULLMAN RATES FROM LAREDO, TEX. TO MEXICO

To derive through Pullman rates from points in the United States to destinations in Mexico, add rates from point of origin to Laredo, Texas, to those quoted below therefrom:

AND	BETWEEN LAREDO, TEXAS		Bed Room One Person *	Bed Room Two Persons *	Compt. *	Drawing Room *	Seat Fare for Day Travel
	Lower	Upper					
Monterrey, Mex.....	\$ 2.83	\$ 2.26	\$ 5.09	\$ 5.65	\$ 7.91	\$10.73	\$ .95
Saltito, Mex.....	3.95	3.16	7.10	7.89	11.04	14.98	.....
San Luis Potosi, Mex.....	6.48	5.18	11.65	12.95	18.12	24.59	.....
Queretaro, Mex.....	7.65	6.12	13.77	15.30	21.42	29.06	.....
Mexico City, Mex.....	9.89	7.91	17.79	19.77	27.68	37.56	.....

### ONLY ONE COUPON

Necessary Between

St. Louis or Memphis and Texas Via Missouri Pacific, Texas & Pacific, International-Great Northern, Gulf Coast Lines.

## "The SUNSHINE ROUTE"

\* For exclusive occupancy of a Bed Room in Mexico 1 1/4 Adult Railroad tickets are required; for a Bed Room Suite 2 1/2 adult railroad tickets are required; for a compartment 1 1/2 adult railroad tickets are required, and for a Drawing Room 2 adult railroad tickets are required.  
The Pullman Co. charge for Drawing Room or Compartment in Mexico is the same for either single or double occupancy of such accommodations.

### \*GENERAL INFORMATION

#### SCHEDULES—SERVICE

Time noon to midnight in **Heavy Figures**. Time midnight to noon in **Light Figures**. Trains do not stop where no time is shown. Junction, transfer points and important cities are shown in **bold face type**. A rule indicates a junction point.

**Schedules Subject to Change**—Schedules herein are subject to change without notice, and the Missouri Pacific Lines assume no responsibility for errors in time tables, inconvenience or damage resulting from delayed trains or failure to make connections.

**Mileage**—The mileage used in time tables is shown only for the information of passengers and is not to be used in computing fares.

**Transfer from Through Train to Local Train**—Passengers destined to points at which through train does not stop may use through train to last stopping point short of destination and transfer to first connecting local train therefrom. Passengers desiring this arrangement must notify first Conductor or Train Auditor when presenting tickets.

**Honoring Tickets**—All tickets, one-way and round-trip (except where optional or variable routes are permitted) will be honored over short-line only.

#### TICKETS—(LOST, REDEMPTION, ETC.)

**Children** under five years of age free when accompanied by parent or guardian; five years of age and under twelve, one-half fare; twelve years of age or over, full fare.

**Adjustment of Fares**—In case of dispute with Conductors or Agents, pay the fare required; take receipt and communicate with R. J. McDermott, General Passenger Traffic Manager, St. Louis, Mo.

**Lost Tickets**—If you lose your railroad ticket give notice of your loss to the conductor. Pay cash fare on train or purchase another ticket, taking receipt. Forward receipt with details of the loss to the Passenger Traffic Manager of the road from which you bought the original ticket, and you will be advised whether or not any refund can properly be made.

**Redemption of Tickets**—Tickets unused or partly used will be redeemed under tariff regulations at proper value and should be handled with R. J. McDermott, General Passenger Traffic Manager, St. Louis, Mo.

#### BAGGAGE—(ALLOWANCE, LIABILITY, MARKING, ETC.)

**Hand Baggage in Pullman Cars**—Passengers are requested, for the convenience and comfort of themselves and other passengers on the train, to check their hand baggage whenever possible, except that actually needed for personal use enroute. There is a limitation as to the size of baggage which can be placed under Pullman seats. The following are the maximum dimensions—9x19x28 1/2 inches.

This Railroad will not guarantee to forward baggage or property on same train with passenger or within a given or specified time limit, but reserves the right to forward it upon a preceding or following train.

One hundred and fifty pounds of baggage, not exceeding \$100 in value, will be checked without charge for each adult passenger, and seventy-five pounds, not exceeding \$50 in value, for each child traveling on a half-ticket.

No single piece of baggage exceeding 300 pounds in weight or exceeding \$2,500 in value, will be checked. Free allowances subject to tariff stipulations as to contents, weight and value.

Unless a greater sum is declared by the passenger and charges paid for increased valuation at time of delivery to carrier, the value of baggage belonging to or checked for an adult passenger shall be deemed and agreed to be not in excess of \$100, and the value of the baggage belonging to or checked for a child traveling on a half ticket shall be deemed and agreed to be not in excess of \$50.

All baggage should be marked. Location of baggage delayed or astray is expedited when the container is marked with name or initials.

This railroad will not accept for transportation as baggage from any one passenger, property that is declared to exceed \$2,500 in value.

Money, jewelry, silverware, negotiable paper and like valuables, liquids, explosives, fragile or perishable articles, should not be enclosed in baggage. Under no conditions will the carriers be responsible for such articles in baggage nor for damage caused by same.

**Baby Carriages, Go-carts, Bicycles** and similar articles enumerated in tariff when used in connection with journey will be checked and included in weight and value of passenger's baggage.

**Dogs, Cats and Birds**—Dogs, cats, birds and other household pets, when in baskets or other containers, may be taken into private room accommodations of sleeping cars. Or, they may be transported in baggage service subject to tariff regulations.

**Lost Articles**—Inquire of R. A. Watson, General Baggage Agent, St. Louis, Mo. Articles found in and around stations or upon trains should be turned over to Agent or Conductor, or forwarded to R. A. Watson, General Baggage Agent, St. Louis, Mo.











# Condensed FREIGHT SCHEDULES

Between the St. Louis Gateway and...

Read Down

## DALLAS, FT. WORTH, EL PASO and LOS ANGELES

Read Up

Train 65 and Connections	Train T&P 67 and Connections		Train 60 and Connections	Train 72 and Connections
2.00AM Tu	9.30PM Mo	Lv. Dupo (East St. Louis)	8.00PM We	2.00AM Th
5.00AM We	12.30AM We	Ar. Dallas (Via T&P)	5.30AM Tu	9.20PM Tu
7.00AM We	3.00AM We	Lv. Ft. Worth	4.00AM Tu	8.10PM Tu
11.59AM Th	8.00AM Th	Ar. El Paso	12.01AM Mo	12.01PM Mo
		Ar. Los Angeles		

## PALESTINE, WACO, SAN ANTONIO, CORPUS CHRISTI and LAREDO

Train 65 and Connections	Train 67 and Connections		Train 60 and Connections	
2.00AM Tu	9.00PM Mo	Lv. Dupo (East St. Louis)	8.00PM Th	
8.30PM Tu	1.30PM Tu	Ar. Texarkana	3.45PM We	
9.00AM We	8.50PM Tu	Ar. Palestine	4.30AM We	
	12.30PM We	Ar. Waco	3.10PM Mo	
1.00AM Th	7.50AM We	Ar. San Antonio	9.15AM Tu	
2.40PM Th	5.30AM Th	Ar. Corpus Christi	8.00PM Mo	
6.20AM Fri	6.20AM Th	Ar. Laredo	9.00PM Mo	

## BEAUMONT, HOUSTON, GALVESTON, CORPUS CHRISTI and BROWNSVILLE

Train 361 and Connections	Train I-GN 67 and Connections	Train 369 and Connections	Train 65 and Connections		Train 60 and Connections	Train 72 and Connections	Train 360 and Connections	Train 370 and Connections
7.00PM Mo	9.00PM Mo	3.00AM Tu	2.00AM Tu	Lv. Dupo (East St. Louis)	8.00PM We	2.00AM Th	3.00AM Th	7.45PM Th
	1.30PM Tu		8.30PM Tu	Ar. Texarkana	3.45PM Tu	2.30AM We		
	2.00PM Tu		10.40PM Tu	Lv. Texarkana	1.30PM Tu	12.10AM We		
7.30PM Tu		8.45AM We		Ar. Alexandria			5.00PM Tu	9.20AM We
8.00PM Tu		11.00AM We		Lv. Alexandria			2.30PM Tu	5.00AM We
2.15AM We		7.10PM We		Ar. Beaumont			6.50AM Tu	7.10PM Tu
6.00AM We	4.00AM We	1.00AM Th	5.00PM We	Ar. Houston	9.00PM Mo	2.30AM Tu	2.30AM Tu	2.30PM Tu
1.45PM We	1.45PM We	1.45PM Th	3.30AM Th	Ar. Galveston	7.00AM Mo	9.00PM Mo	9.00PM Mo	7.00AM Tu
5.30AM Th	5.30AM Th	5.30AM Fr		Ar. Corpus Christi	8.00PM Su		1.00AM Mo	8.00PM Mo
2.00PM Th	2.00PM Th	2.00PM Fr		Ar. Brownsville		1.00AM Mo	1.00AM Mo	

## PUEBLO, DENVER, SALT LAKE CITY, OGDEN and SAN FRANCISCO

Train 81 and Connections	Train 61 and Connections		Train 62 and Connections	Train 68
1.30AM Mo	9.30PM Mo	Lv. St. Louis	8.00PM Sa	5.30AM We
8.00PM Tu	10.00AM We	Ar. Pueblo (M. T.)	3.30AM Fr	5.00PM Mo
3.00AM We	7.00PM We	Ar. Denver (D&RGW) (M. T.)	9.00PM Th	
	3.00PM Th	Ar. Salt Lake City (D&RGW) (M. T.)	4.00PM We	
	5.30PM Th	Ar. Ogden (D&RGW) (M. T.)	9.40PM We	
		Ar. San Francisco		

## KANSAS CITY, ATCHISON, ST. JOSEPH, LINCOLN and OMAHA

Train 81 and Connections	Train 75 and Connections	Train 71 and Connections		Train 70 and Connections	Train 66 and Connections	Train 80 and Connections	Train 62 and Connections
1.30AM Mo	2.00PM Mo	7.00PM Mo	Lv. St. Louis	6.30AM Tu	10.30AM Tu	3.00AM We	8.00PM Mo
11.30AM Mo	1.00AM Tu	5.00AM Tu	Ar. Kansas City	8.00PM Mo	2.00AM Tu	12.30PM Tu	7.00AM Mo
8.55PM Mo	5.45AM Tu	8.50AM Tu	Ar. Atchison	3.00AM Mo	11.15PM Mo	6.00AM Tu	
5.00AM Tu	10.00AM Tu	10.00AM Tu	Ar. St. Joseph	4.00PM Mo	7.45PM Mo		
6.45AM Tu	6.45AM Tu	6.45AM We	Ar. Lincoln	11.00PM Su			
6.15AM Tu	2.00PM Tu	2.00AM We	Ar. Omaha	6.00AM Mo	4.45PM Mo	8.00PM Mo	

## JOPLIN, WICHITA, HUTCHINSON, TOPEKA and SALINA

Train 81 and Connections	Train 79 and Connections	Train 61 and Connections		Train 62 and Connections	Train 78-80 and Conn.
1.30AM Mo	7.30PM Mo	9.30PM Mo	Lv. St. Louis	8.00PM We	3.00AM We
	6.00AM We		Ar. Joplin	2.30PM Tu	
	4.00PM Tu		Ar. Wichita		9.15PM Mo
	7.00PM Tu		Ar. Hutchinson		11.30AM Mo
6.30AM Tu		6.30AM We	Ar. Topeka		6.30PM Mo
5.45AM Tu		5.45AM We	Ar. Salina	6.00AM Tu	

## MEMPHIS, HELENA, ALEXANDRIA, BATON ROUGE, NEW ORLEANS and LAKE CHARLES

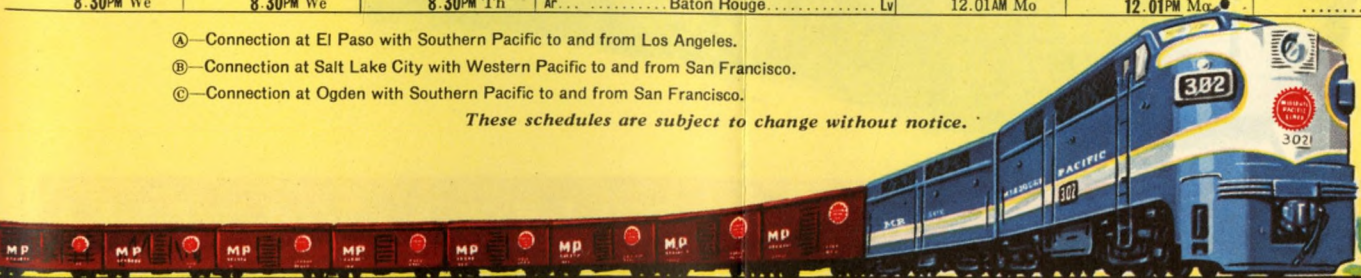
Train 63 and Connections	Train 361 and Connections	Train 369 and Connections		Train 360 and Connections	Train 370 and Connections	Trains 367-368 & Conn.
6.40PM Mo	7.00PM Mo	3.00AM Tu	Lv. St. Louis			6.30PM Tu
8.00AM Tu	8.00AM Tu	5.30PM Tu	Lv. Dupo (East St. Louis)	3.00AM We	7.45PM We	7.45PM Tu
8.10AM Tu		3.05AM We	Ar. Memphis	1.30AM Tu		10.30PM Mo
7.30PM Tu	7.30PM Tu	8.45AM We	Ar. Helena	4.00AM Tu		
5.30AM We	5.30AM We	4.30PM We	Ar. Alexandria	5.00PM Mo	9.20AM Tu	
7.00AM We	7.00AM We	7.00AM Th	Ar. New Orleans	2.00AM Mo	9.00PM Mo	
8.30PM We	8.30PM We	8.30PM Th	Ar. Lake Charles	7.00AM Mo	9.30PM Mo	
			Ar. Baton Rouge	12.01AM Mo	12.01PM Mo	


Ⓐ—Connection at El Paso with Southern Pacific to and from Los Angeles.

Ⓑ—Connection at Salt Lake City with Western Pacific to and from San Francisco.

Ⓒ—Connection at Ogden with Southern Pacific to and from San Francisco.

These schedules are subject to change without notice.





# MORE POWER

When and Where  
it's needed

ONE OF the earliest and now one of the most extensive users of diesel locomotives, MISSOURI PACIFIC continues to expand its impressive array of this modern railroad motive power.

Locomotive shops are constructing for the MISSOURI PACIFIC system 124 additional new diesel units. When all have been placed in service this summer MISSOURI PACIFIC's principal passenger trains and most of its through freight trains will be diesel-powered. More than 66 per cent of the through freight tonnage will move behind diesel power.

Swift, rugged and flexible, with long-sustained availability for service, MISSOURI PACIFIC's growing diesel fleet provides the power needed now to assure dependable transportation for a re-arming nation and for business and industry in the West-Southwest Empire served by MISSOURI PACIFIC Lines.



S E R V I N G   T H E   W E S T - S O U T H W E S T   E M P I R E