MISSOURI PACIFIC LINES

ROUTE OF THE *Eagles*



Issued June 5, 1949

USE THE ST. LOUIS GATEWAY

MISSOURI PACIFIC LINES

ROUTE OF THE *Eagles*

Issued June 5, 1949

USE THE ST. LOUIS GATEWAY

overnight

ST. LOUIS • MEMPHIS • TEXAS

YOU will enjoy the comfort and convenience of the TEXAS EAGLES. Operating daily, these fine streamlined trains provide overnight service between St. Louis-Memphis and Texas—allow you to get a full night's rest and arrive at your destination fully refreshed.

The TEXAS EAGLES are completely streamlined, diesel-powered. They serve most of the principal cities of Texas; they operate on the fastest schedule between St. Louis and South Texas (Austin, Galveston, San Antonio, Houston). Also, the TEXAS EAGLES' sleeper cars furnish daily service between these and other Texas cities and Washington, D. C. and New York; connect at St. Louis with other trains going North and East.

Both the St. Louis and Memphis Gateways are served by the TEXAS EAGLES—another Missouri Pacific exclusive service feature.

See pages 11 and 12 of this folder for full listing of equipment on the TEXAS EAGLES.

MISSOURI PACIFIC LINES

Route of the Eagles

Understanding a Time Table Is Not So Difficult - - - -

In fact, you will find it simple, we believe, if you will read and follow the suggestions offered here. You can find in this folder the answers to most of the questions that are apt to arise concerning a trip on the Missouri Pacific Lines.

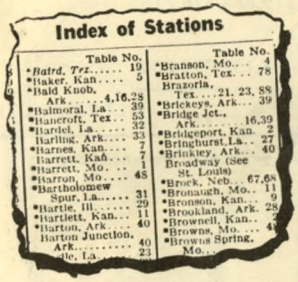
Index of Stations

	Table No.		Table No.
*Baird, Tex.	19	*Branson, Mo.	4
*Baker, Kan.	5	*Bratton, Tex.	78
*Bald Knob, Ark.	4,16,28	*Brazoria, Tex.	21, 23, 88
*Balmoral, La.	39	*Brickeys, Ark.	39
*Bancroft, Tex.	53	*Bridge Jct., Ark.	16,39
*Bartell, La.	32	*Bridgeport, Kan.	2
Barling, Ark.	33	*Bringhurst, La.	27
*Barnes, Kan.	7	*Brinkley, Ark.	40
Barrett, Kan.	7	Broadway (see St. Louis)	
*Barrett, Mo.	1	*Brock, Neb.	67,68
*Barron, Mo.	48	*Bronaugh, Mo.	11
*Bartholomew Spur, La.	31	*Bronson, Kan.	9
*Bartle, Ill.	29	*Brookland, Ark.	28
*Bartlett, Kan.	11	*Brownell, Kan.	2
*Barton, Ark.	40	*Browns, Mo.	48
Barton Junction, Ark.	40	*Browns Spring, Mo.	23

• Index to Stations

First locate the place you are going to in the alphabetical index of stations on Pages 81-85. Then turn to the table bearing the number shown in the index. Here you will find the schedules of trains arriving at and departing from your destination.

• Read Down

First read down the list of cities until you locate your starting point. Opposite you will find the departure times of trains that stop there. Continue reading down until you find the name of your destination where you can check the arrival times of trains stopping there.

Miles	TABLE 1	5-1 605 Daily
0	Lv ST. LOUIS	8.50
3	Lv Tower Grove	8.58
7	Lv Maplewood	
10	Lv Webster Groves	
13	Lv Kirkwood	■ 9.10
18	Lv Valley Park	
23	Lv Jedburg	
27	Lv Eureka	Missouri River Eagle
30	Lv Allenton	
34	Lv Pacific	
39	Lv Gray Summit	
51	Lv Washington	9.47
64	Lv New Haven	
71	Lv Berger	
77	Lv Hermann	
85	Lv Gasconade	Streamlined Sunshine
89	Lv Morrison	
97	Lv Owensville	

• A. M. and P. M.

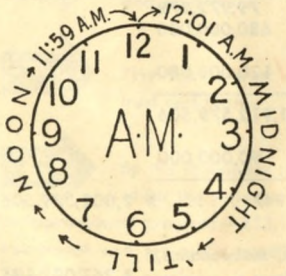

Departure times from 12:01 A.M. to 11:59 A.M. are shown in light figures. Times from 12:01 P.M. to 11:59 P. M. are shown in **heavy figures.**

• Check References

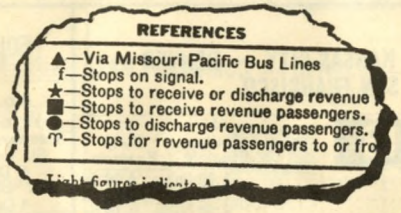

There is a reason for each of the symbols that appear opposite some schedule figures. For illustration, "f" means stop to let passengers get on or off the train. Each symbol is explained in a footnote on the page on which it is shown. If you encounter a symbol in the table you are consulting, be sure to check the footnote. The information may affect your travel plans.

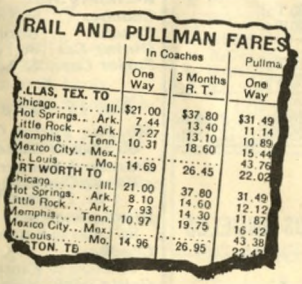
RAIL AND PULLMAN FARES

	In Coaches		Pullma
	One Way	3 Months R. T.	One Way
LLAS, TEX. TO			
Chicago, Ill.	$21.00	$37.80	$31.49
Hot Springs, Ark.	7.44	13.40	11.14
Little Rock, Ark.	7.27	13.10	10.89
Memphis, Tenn.	10.31	18.60	15.44
Mexico City, Mex.			43.76
St. Louis, Mo.	14.69	26.45	22.02
RT WORTH TO			
Chicago, Ill.	21.00	37.80	31.49
Hot Springs, Ark.	8.10	14.60	12.12
Little Rock, Ark.	7.93	14.30	11.87
Memphis, Tenn.	10.97	19.75	16.42
Mexico City, Mex.			43.38
St. Louis, Mo.	14.96	26.95	22.43
TON, TE			

• Rail and Pullman Fares

A list of rail, sleeping and parlor car between principal cities is shown on Pages 75-80. Figures shown do not include 15 per cent Federal Tax that applies on all fares or 2 per cent Sales Tax applicable to intrastate fares between points in Missouri.

• Traffic Representatives

Addresses and telephone numbers of the traffic offices maintained by the Missouri Pacific Lines in principal cities of the United States, in Mexico, and Havana, Cuba, are listed on Pages 86-90. Call on any of these agencies any time you need information or assistance with your travel or shipping problems. You will be cordially welcomed and receive prompt attention.

• Other Helpful Information

Condensed schedules with descriptions of travel accommodations available on Missouri Pacific trains are shown on Pages 5-16. Departure times of connecting trains of other railroads from St. Louis, Memphis, Kansas City, New Orleans and Omaha are listed on Pages 65-68. Baggage and ticket regulations and other information of interest to travelers are presented on Pages 79-80.

ST. LOUIS — KANSAS CITY

TABLE A

	5 Daily	15 Daily	11 Daily	19 Daily	9 Daily
Lv ST. LOUIS	8.50 Su	1.50 Su	4.00 Su	5.00 Su	11.50 Su
Ar JEFFERSON CITY	10.58 Su	4.05 Su	6.02 Su	8.05 Su	2.28 Mo
Ar SEDALIA	12.15 Su	5.28 Su	7.18 Su	9.45 Su	4.30 Mo
Ar KANSAS CITY	2.10 Su	7.45 Su	9.00 Su	12.15 Mo	7.30 Mo

ST. LOUIS — KANSAS CITY — DENVER — SAN FRANCISCO

TABLE B

	15 Daily Example	11 Daily Example
Lv ST. LOUIS	1.50 Su	4.00 Su
Ar KANSAS CITY	7.45 Su	9.00 Su
Lv KANSAS CITY	8.30 Su	9.10 Su
Lv GENESEO	3.45Mo	1.32Mo
Ar PUEBLO (M.T.)	11.35Mo	6.45Mo
(Via D. & R. G. W.)		
Lv PUEBLO	3.30Mo	6.55Mo
Ar COLORADO SPGS. (A.T.&S.F.St.)	4.30Mo	7.45Mo
Ar DENVER	6.30Mo	9.25Mo
Lv PUEBLO	12.05Mo	.....
Ar ROYAL GORGE	1.28Mo	.....
Ar GLENWOOD SPRINGS	8.15Mo	.....
Ar SALT LAKE CITY (M.T.)	7.30 Tu	.....
Ar OGDEN (M.T.)	9.35 Tu	.....
(Via Western Pacific)		
Lv SALT LAKE CITY (M.T.)	8.30 Tu	.....
Ar SAN FRANCISCO (P.T.)	8.20 We	.....
(Via Southern Pacific)		
Lv OGDEN (M.T.)	10.15 Tu	.....
Ar SAN FRANCISCO (P.T.)	8.50 We	.....
CONNECTING TRAIN		
Lv WICHITA	9.30 Su	9.30 Su
Ar GENESEO	12.15Mo	12.15Mo

COLORADO EAGLE

ST. LOUIS — KANSAS CITY — LOS ANGELES

TABLE C

	11 Daily	9 Daily	
Lv ST. LOUIS	4.00 Su	11.50 Su	.....
Ar KANSAS CITY	9.00 Su	7.30Mo	.....
(Via Rock Island)			
Lv KANSAS CITY	10.45 Su	8.40Mo	6.50Mo
Ar LOS ANGELES	3.00Tu	5.15 Tu	7.00We
(Via Santa Fe)			
Lv KANSAS CITY	9.45 Su	8.00Mo	.....
Ar LOS ANGELES	10.40 Tu	7.15We	.....

ST. LOUIS — KANSAS CITY — OMAHA — LINCOLN

TABLE D

	5–105–605	19–119–609
Lv ST. LOUIS	8.50 Su	5.00 Su
Lv KANSAS CITY	2.25 Su	12.40Mo
Ar OMAHA	6.40 Su	7.45Mo
Ar LINCOLN	7.20 Su	10.30Mo

ST. LOUIS — WICHITA

TABLE E

	19–419 Daily
Lv ST. LOUIS	5.00 Su
Ar WICHITA	7.15 Mo

EQUIPMENT: WESTBOUND

No. 11—Colorado Eagle
Streamlined Train

Sleepers:
St. Louis to Denver. 14 Roomettes 4 Double Bedrooms. [111]
St. Louis to Denver. 14 Roomettes 4 Double Bedrooms. [112].
Wichita to Denver. 8 Sec. 1 Dr. 3 Double Bedrooms. [114].
Coach.....St. Louis to Denver.
Grill Coach .St. Louis to Denver.
Planetarium Coach:
St. Louis to Denver.
Dining-Lng..St. Louis to Denver.

No. 5-105-605 Missouri River Eagle
Streamlined Train

Reclining Seat
Coaches.....St. Louis to Omaha.
Coach.....Union to Lincoln.
Dining Car..St. Louis to Omaha.
Parlor Car...St. Louis to Omaha. [51].

No. 15—The Royal Gorge

Mo. Pac Parlor Car—D. R.:
St. Louis to Kansas City. [151].
Standard Sleeper:
Kansas City to San Francisco. 10 Sec. 1 Dr. 2 Compt. [153].
Dining Lounge:
St. Louis to Kansas City.
Coaches:
St. Louis to Kansas City.
Grill Coach. Kansas City to Pueblo.

No. 9—The Missourian

Sleepers: (Ready for occupancy 9:30 p.m.)
St. Louis to Kansas City. 8 Sec. 5 Double Bedrooms. [91]
St. Louis to Kansas City. 10 Sec. 1 Dr. 2 Compt. [92].
St. Louis to Kansas City. 10 Sec. 1 Dr. 2 Compt. [93].
St. Louis to Los Angeles. R. I.—S. P. No. 3 from Kansas City. 6 Sec. 6 Roomettes, 4 Double Bedrooms. [94].
Coaches.....St. Louis to Kansas City.

No. 19-119-419-609 The Sunflower

Sleepers:
St. Louis to Omaha. 10 Sec. 1 Dr. 2 Compt. [191].
(Train 119 from Kansas City).
St. Louis to Wichita. 10 Roomettes, 5 Double Bedrooms. [192].
(Train 419 from Pleasant Hill).
Coaches:
St. Louis to Kansas City.
Kansas City to Omaha.
Union to Lincoln.
Grill Coach. St. Louis to Wichita.
Kansas City to Omaha.

No. 519

Coach..Atchison to Downs.

No. 8—June 5, 1949 —All Editions

Printed in U. S. A.

2 to 1 ODDS AGAINST PRIVATE CAPITAL

These figures compiled by the Railway Business Association emphasize a startling fact: For every dollar spent by the railroads — private capital — to construct and maintain transportation routes and ways, nearly two dollars of public money have been expended to provide corresponding facilities for competing transportation agencies.

COST OF CONSTRUCTION AND MAINTENANCE OF TRANSPORTATION ROUTES AND WAYS

Private Capital

Railways, Class I 1921-1947

Maintenance of Ways and Structures	$19,884,438,716	
Gross Capital Expenditures, Roadway and Structures	7,157,793,000	
Total—private capital.		$27,042,231,716

Public Expenditures — Federal, State and Local

Highways, 1921-1940
(Note: Following items not segregated since beginning of World War II)

Construction cost by states and local agencies	$20,197,725,000	
Federal aid for construction cost	3,127,135,000	
Maintenance, state and local agencies	14,410,616,000	
Interest paid, state and local agencies, on bonds	3,586,528,000	
	$41,322,004,000	
Estimated cost, 1921-1947		$50,000,000,000

Airway Facilities, 1918-1945

Research (National Advisory Committee for Aeronautics)	$ 151,515,290	
Airways, etc.—Federal.	881,091,938	
Airmail subsidy — Federal	79,972,278	
Airports, Federal	680,000,000	
Airports, states and municipalities	120,000,000	
	$ 1,912,579,506	
Weather Reporting — Federal 1918-1947	90,000,000	
Estimated cost, 1918-1947		$ 2,002,579,506

Waterways, 1921-1946

Construction for new work, maintenance, surveys, and plant	1,267,002,141
Total Public Expenditures	$53,269,581,647

Where a Railroad's Dollar Goes...

Gross revenues of the Missouri Pacific system lines in 1948 totaled $305,328,421. That is a huge sum, a lot of dollars but there was a need and a place for every one. Here is where they went...



74¢ 74¢ for Operating Expenses—wages, maintenance of equipment, of way and structures and all other operating costs.

8¢ 8¢ for Federal, State and Local Taxes.

4½¢ 4½¢ for Rents and payments for leased road and equipment.

7½¢ 7½¢ for Interest on bonds and equipment trust certificates.

6¢ 6¢ the remainder represents Net Income from which the Missouri Pacific Lines must pay for its improvement program—$13,147,010 in 1949—buy new equipment and set aside something for the "rainy day." What is left, if anything, is available to pay dividends to the stockholders who provided the money to finance the railroad plant.

KANSAS CITY — ST. LOUIS

TABLE F

	10 Daily	20 Daily	12 Daily	6 Daily	14 Daily
Lv KANSAS CITY	11.00 Su	1.20 Su	7.01 Su	12.20 Su	4.00 Su
Lv SEDALIA	1.50 Mo	3.35 Su	8.38 Su	2.10 Su	5.55 Su
Lv JEFFERSON CITY	3.40 Mo	5.00 Su	9.45 Su	3.20 Su	7.15 Su
Ar ST. LOUIS	7.28 Mo	7.47 Su	12.01 Su	5.40 Su	10.05 Su

EQUIPMENT: EASTBOUND

No. 12—Colorado Eagle
Streamlined Train

Sleepers:
Denver to St. Louis. 14 Roomettes, 4 Double Bedrooms [31].
Denver to St. Louis. 14 Roomettes 4 Double Bedrooms. [32].
Denver to Wichita. 8 Sec. 1 Drawing Room, 3 Double Bedrooms. [34].
Coach.....Denver to St. Louis.
Grill Coach.Denver to St. Louis.
Planetarium Coach.....Denver to St. Louis.
Dining-Lng.Denver to St. Louis.

No. 606-106-6 Missouri River Eagle
Streamlined Train

Reclining Seat Coaches....Omaha to St. Louis.
Coach.....Lincoln to Union.
Dining Car.Omaha to St. Louis.
Parlor Car..Omaha to St. Louis. [61].

No. 16—The Royal Gorge

Standard Sleeper:
San Francisco to Kansas City. 10 Sec. 1 Dr. 2 Compt. [W-21].
Grill Coach..Pueblo to Kansas City.

No. 610-110-20 and 420-20 —The Sunflower

Sleepers: (Ready for occupancy at Kansas City at 10:00 p. m.).
Kansas City to St. Louis. 8 Sec. 5 Double Bedrooms [201].
Kansas City to St. Louis. 10 Sec. 1 Dr. 2 Compt. [203].
Omaha to St. Louis. 10 Sec. 1 Dr. 2 Compt. [204].
Los Angeles to St. Louis. 6 Sec. 6 Roomettes, 4 Double Bedrooms. [41] (S. P.—R. I. No. 4 to Kansas City.)
Wichita to St. Louis. 10 Roomettes, 5 Double Bedrooms. [202].
Coaches:
Omaha to Kansas City.
Union to Lincoln.
Kansas City to St. Louis.
Grill Coach....Omaha to Kansas City.
Wichita to St. Louis.

No. 10 The Missourian

Sleepers: (Ready for occupancy 10:00 P. M.)
Kansas City to St. Louis. 10 Sec. 1 Dr. 2 Compt. [105].
Coaches:
Kansas City to St. Louis.

No. 14

Parlor Car..Kansas City to St. Louis. 1 Dr. [142].
Coaches....Kansas City to St. Louis.
Dining-Lng.Kansas City to St. Louis.

No. 510

Coach.....Downs to Atchison.

SAN FRANCISCO — DENVER — KANSAS CITY — ST. LOUIS

TABLE G

	16-6 Daily Example		12 Daily Example	
(Via Southern Pacific)				
Lv SAN FRANCISCO (P.T.)	7.00 Su		.....	
Ar OGDEN (M.T.)	6.00 Mo		.....	
(Via Western Pacific)				
Lv SAN FRANCISCO (P.T.)	6.00 Su		.....	
Ar SALT LAKE CITY (M.T.)	7.45 Mo		.....	
(Via D. & R. G. W.)				
Lv OGDEN (M.T.)	7.10 Mo		.....	
Lv SALT LAKE CITY (M.T.)	8.50 Mo		.....	
Lv GLENWOOD SPRINGS	7.30 Tu		.....	
Lv ROYAL GORGE	1.56 Tu		.....	
Ar PUEBLO	3.10 Tu		.....	
Lv DENVER	8.50 Tu	COLORADO EAGLE	4.10 Tu	
Lv COLO. SPRGS(D.& R.G.W.Sta.)	10.47 Tu		5.50 Tu	
Ar PUEBLO	11.45 Tu		6.40 Tu	
Lv PUEBLO (M.T.)	3.50 Tu		6.50 Tu	
Ar GENESEO (C.T.)	12.30 We		1.51 We	
Ar KANSAS CITY	8.10 We		6.40 We	
Lv KANSAS CITY	12.20 We		7.01 We	
Ar ST. LOUIS	5.40 We		12.01 We	
CONNECTING TRAIN				
Lv GENESEO	4.00 We		4.00 We	
Ar WICHITA	7.00 We		7.00 We	

LOS ANGELES — KANSAS CITY — ST. LOUIS

TABLE H

	10 Daily	20 Daily	12 Daily
(Via Rock Island)			
Lv LOS ANGELES	8.10 Su	12.30 Su	10.30 Su
Ar KANSAS CITY	9.50 Tu	12.55 Tu	6.30 Tu
(Via Santa Fe)			
Lv LOS ANGELES	7.00 Su	.....	1.30 Su
Ar KANSAS CITY	10.15 Tu	.....	6.30 Tu
Lv KANSAS CITY	11.00 Tu	1.20 Tu	7.01 Tu
Ar ST. LOUIS	7.28 We	7.47 Tu	12.01 Tu

LINCOLN — OMAHA — KANSAS CITY — ST. LOUIS

TABLE I

	610–110–20	606–106–6
Lv LINCOLN	3.30 Su	7.20 Su
Lv OMAHA	4.10 Su	8.00 Su
Ar KANSAS CITY	9.20 Su	11.59 Su
Ar ST. LOUIS	7.47 Mo	5.40 Su

WICHITA — ST. LOUIS

TABLE J

	420–20 Daily
Lv WICHITA	7.45 Su
Ar ST. LOUIS	7.47 Mo

TABLE K — ST. LOUIS — MEMPHIS AND ARKANSAS — TEXAS — ARIZONA — CALIFORNIA

St. Louis Gateway	The Texan 25 Daily Example	THE TEXAS EAGLE 1 Daily Example	The Southerner 7 Daily Example
Lv ST. LOUIS	2.00 Su	5.30 Su	12.45 Su
Ar LITTLE ROCK	9.25 Su	12.20 Mo	10.30 Su
Memphis Gateway		201–1	219–7
Lv MEMPHIS	.....	8.30 Su	8.00 Su
Ar LITTLE ROCK	.....	11.45 Su	11.05 Su
Lv LITTLE ROCK	9.50 Su	12.40 Mo	11.25 Su
Ar Texarkana	1.30 Mo	3.10 Mo	2.30 Su
Lv Texarkana via T. & P.	1.50 Mo	3.25 Mo	2.55 Su
Ar Longview	3.55 Mo	5.01 Mo	5.08 Su
Lv Longview	3.55 Mo	5.01 Mo	5.08 Su
Ar DALLAS	7.15 Mo	7.30 Mo	8.30 Su
Ar Ft. WORTH	8.15 Mo	8.30 Mo	10.00 Su
Ar EL PASO (M.T.)	.....	9.30 Mo	1.50 Mo
Lv EL PASO (S.P.)	.....	.....	2.35 Mo
Ar TUCSON	.....	.....	9.25 Mo
Ar PHOENIX	.....	.....	12.10 Tu
Ar LOS ANGELES (P.T.)	.....	.....	9.25 Tu

	THE TEXAS EAGLE 2 Daily Example	The Texan 26 Daily Example	The Ozarker 4 Daily Example	The Southerner 8 Daily Example
Lv LOS ANGELES (S.P.)	8.10 Sat	.....	.....	1.00 Sat
Lv PHOENIX (M.T.)	8.15 Su	.....	.....	12.05 Su
Lv TUCSON	11.30 Su	.....	.....	3.00 Su
Ar EL PASO	7.45 Su	.....	.....	10.30 Su
Lv EL PASO (T.& P.)	12.30 Mo	.....	.....	1.00 Su
Lv FT. WORTH (C.T.)	5.15 Mo	.....	8.00 Su	6.10 Mo
Lv DALLAS	6.15 Mo	.....	9.30 Su	7.15 Mo
Ar Longview	8.43 Mo	.....	1.00 Mo	9.55 Mo
Lv Longview	8.43 Mo	.....	1.00 Mo	9.55 Mo
Ar Texarkana	10.30 Mo	.....	3.40 Mo	11.45 Mo
Lv Texarkana (Via MoPac)	10.40 Mo	9.00 Mo	3.55 Mo	12.05 Mo
Ar LITTLE ROCK	1.10 Tu	1.00 Tu	7.30 Tu	3.05 Mo
Memphis Gateway	2–202	26–202		8–220
Lv LITTLE ROCK	2.30 Tu	2.30 Tu	▲ 8.45 Mo	3.30 Mo
Ar MEMPHIS	6.30 Tu	6.30 Tu	▲ 1.40 Mo	7.00 Mo
Lv LITTLE ROCK	1.30 Tu	2.00 Tu	7.55 Mo	3.20 Mo
Ar ST. LOUIS	8.15 Tu	11.35 Tu	5.30 Mo	11.00 Mo

TABLE L — ST. LOUIS—MEMPHIS AND SAN ANTONIO—MEXICO CITY

St. Louis Gateway	THE TEXAS EAGLE 21 Daily Example	SUNSHINE SPECIAL 31 Daily Example	The Southerner 7-37 Daily Example
Lv ST. LOUIS	5.30 Su	5.35 Su	12.45 Su
Ar LITTLE ROCK	12.10Mo	1.05 Mo	10.30 Su
Memphis Gateway	201–21		219–7
Lv MEMPHIS	8.30 Su	8.30 Su	8.00 Su
Ar LITTLE ROCK	11.45 Su	11.45 Su	11.05 Su
Lv LITTLE ROCK	12.20 Mo	1.35 Mo	11.25 Su
Ar Texarkana	3.00 Mo	4.50 Mo	2.30 Su
Lv Texarkana	3.10 Mo	5.05 Mo	4.00 Su
Via T. & P.			
Ar Longview	4.45 Mo	7.00 Mo	6.50 Su
Lv Longview	4.50 Mo	7.15 Mo	7.10 Su
Via MoPac.			
Ar Palestine	6.30 Mo	9.25 Mo	9.40 Su
Lv Palestine	6.45 Mo	9.40 Mo	10.20 Su
Ar AUSTIN	10.10 Mo	1.58 Mo	4.35Mo
Ar SAN ANTONIO	11.45 Mo	4.00 Mo	7.10Mo
Ar LAREDO	4.20 Mo	.....	1.00Mo
Via N. R. of M.			
Lv NUEVO LAREDO	5.50 Mo	.....	.....
Ar MONTERREY	10.05 Mo	.....	.....
Ar MEXICO CITY	8.00 Tu	.....	.....

	SUNSHINE SPECIAL 32 Daily Example	THE TEXAS EAGLE 22 Daily Example	The Southerner 38-8 Daily Example
Via N. R. of M.			
Lv MEXICO CITY	.....	8.00 Sa	.....
Lv MONTERREY	.....	3.50 Su	.....
Ar NUEVO LAREDO	.....	8.00 Su	.....
Lv LAREDO	.....	9.05 Su	3.00 Su
Via MoPac.			
Lv SAN ANTONIO	8.00 Mo	2.00 Su	8.15 Su
Lv AUSTIN	10.10 Mo	3.40 Su	10.45 Su
Ar Palestine	2.45 Mo	6.55 Su	4.50Mo
Lv Palestine	3.05 Mo	7.15 Su	5.30Mo
Ar Longview	5.15 Mo	9.00 Su	8.10Mo
Lv Longview	5.30 Mo	9.05 Su	8.30Mo
Via T. & P.			
Ar Texarkana	7.35 Mo	10.40 Su	11.30Mo
Lv Texarkana	7.50 Mo	10.50 Su	12.05Mo
Ar LITTLE ROCK	11.15 Mo	1.20Mo	3.05Mo
Memphis Gateway	32-202	22-202	38-220
Lv LITTLE ROCK	2.30 Tu	2.30Mo	3.30Mo
Ar MEMPHIS	6.30 Tu	6.30Mo	7.00Mo
Lv LITTLE ROCK	11.59 Mo	1.40Mo	3.20Mo
Ar ST. LOUIS	8.00 Tu	8.20Mo	11.00Mo

TABLE M — ST. LOUIS—MEMPHIS AND HOUSTON—GALVESTON

St. Louis Gateway	THE TEXAS EAGLE 21-25 Daily Example	SUNSHINE SPECIAL 31-131 Daily Example	The Southerner 7-37-27 Daily Example
Lv ST. LOUIS	5.30 Su	5.35 Su	12.45 Su
Ar LITTLE ROCK	12.10Mo	1.05Mo	10.30 Su
Memphis Gateway	201-21	201-31	219-7
Lv MEMPHIS	8.30 Su	8.30 Su	8.00 Su
Ar LITTLE ROCK	11.45 Su	11.45 Su	11.05 Su
Lv LITTLE ROCK	12.20Mo	1.35 Mo	11.25 Su
Ar Texarkana	3.00Mo	4.50 Mo	2.30 Su
Lv Texarkana	3.10Mo	5.05 Mo	4.00 Su
Via T. & P.			
Ar Longview	4.45Mo	7.00 Mo	6.50 Su
Lv Longview	4.50Mo	7.15 Mo	7.10 Su
Via MoPac.			
Ar Palestine	6.30Mo	9.25 Mo	9.40 Su
Lv Palestine	6.50Mo	9.45 Mo	11.59 Su
Ar HOUSTON	10.00Mo	1.30 Mo	5.45Mo
Ar GALVESTON	11.55Mo	.....	9.50Mo

	SUNSHINE SPECIAL 132-32 Daily Example	THE TEXAS EAGLE 26-22 Daily Example	The Southerner 28-38-8 Daily Example
Lv GALVESTON	.....	2.00Mo	7.30 Su
Lv HOUSTON	11.00 Mo	4.00Mo	12.01Mo
Ar Palestine	2.40 Mo	6.55Mo	4.30Mo
Lv Palestine	3.05 Mo	7.15Mo	5.30Mo
Ar Longview	5.15 Mo	9.00Mo	8.10Mo
Lv Longview	5.30 Mo	9.05Mo	8.30Mo
Via T. & P.			
Ar TEXARKANA	7.35 Mo	10.40Mo	11.30Mo
Lv Texarkana	7.50 Mo	10.50Mo	12.05Mo
Via Mo. Pac.			
Ar LITTLE ROCK	11.15 Mo	1.20 Tu	3.05Mo
Memphis Gateway	32-202	22-202	38-220
Lv LITTLE ROCK	2.30 Tu	2.30 Tu	3.30Mo
Ar MEMPHIS	6.30 Tu	6.30 Tu	7.00Mo
Lv LITTLE ROCK	11.59 Mo	1.40 Tu	3.20Mo
Ar ST. LOUIS	8.00 Tu	8.20 Tu	11.00Mo

▲—Via bus—Rail tickets honored.

TABLE N — CHICAGO—ST. LOUIS—HOT SPRINGS

	3	31-831	7-219
Lv CHICAGO (GM&O)	.....	.....	4.50Sat
Lv ST. LOUIS	7.22 Su	5.35 Su	12.45 Su
Ar LITTLE ROCK	5.45 Su	1.05Mo	10.30 Su
Lv LITTLE ROCK	▲7.20 Su	2.30Mo	11.20 Su
Ar HOT SPRINGS	▲9.35 Su	4.00Mo	12.45 Su

	220-8	832-32	4
Lv HOT SPRINGS	1.45 Su	8.00 Su	▲5.00 Su
Ar LITTLE ROCK	3.00 Su	9.45 Su	▲7.00 Su
Lv LITTLE ROCK	3.20 Su	11.59 Su	7.55 Su
Ar ST. LOUIS	11.00 Su	8.00Mo	5.30 Su
Ar CHICAGO(GM&O)	7.45Mo	.....	.....

TABLE O — ST. LOUIS — MEMPHIS

	3-303-222
Lv ST. LOUIS	7.22 Su
Ar MEMPHIS	6.20 Su
	219-304-4
Lv MEMPHIS	8.00 Su
Ar ST. LOUIS	5.30 Su

TABLE P — MEMPHIS — HOT SPRINGS

	219	201
Lv MEMPHIS	8.00 Su	8.30 Su
Ar LITTLE ROCK	11.05 Su	11.45 Su
Lv LITTLE ROCK	11.20 Su	▲1210Mo
Ar HOT SPRINGS	12.45 Su	▲2.30Mo

	220	832-202
Lv HOT SPRINGS	1.45 Su	8.00 Su
Ar LITTLE ROCK	3.00 Su	9.45 Su
Lv LITTLE ROCK	3.30 Su	2.30Mo
Ar MEMPHIS	7.00 Su	6.30Mo

TABLE Q — ST.LOUIS—MEMPHIS AND SHREVEPORT

	31-201	
Lv ST. LOUIS	5.35 Su	.....
Lv MEMPHIS	8.30 Su	.....
Ar SHREVEPORT	7.30Mo	.....
	202-32	8-220
Lv SHREVEPORT	5.00 Su	7.00 Su
Ar MEMPHIS	6.30Mo	7.00 Su
Ar ST. LOUIS	8.00Mo	11.00 Su

TABLE R — ST.LOUIS—MEMPHIS AND EL DORADO

	31-201-821	7-219
Lv ST. LOUIS	5.35 Su	12.45 Su
Lv MEMPHIS	8.30 Su	8.00 Su
Ar EL DORADO	7.50Mo	▲4.15 Su
	822-202-32	8-220
Lv EL DORADO	6.30 Su	9▲00 Su
Ar MEMPHIS	6.30Mo	7.00 Su
Ar ST. LOUIS	8.00Mo	11:00 Su

EQUIPMENT — SOUTHWEST

All Regular Cars Air Conditioned

SOUTHBOUND

The Texas Eagle
Train No. 1

Sleepers—
St. Louis to Ft. Worth (14 Rmte. 1Dr. 2 DBR) [19]
New York to Ft. Worth (Via P.R.R.) (10 Rmte. 5 DBR) [MP-1].
New York to El Paso (Via P.R.R) (14 Rmte. 4 DBR) [MP-2].
Washington to Ft. Worth (Via B.&O.) (14 Rmte. 4 DBR) [MP-30].
Memphis to Ft. Worth (14 Rmte. 4 DBR) [14] (No. 201 to Little Rock).

Lounge Car—
St. Louis to Ft. Worth (5 Bedroom) [17].

Dining Car—
St. Louis to Ft. Worth.

Coaches—(Reclining Seats)
St. Louis to El Paso (Divided)
St. Louis to El Paso.

The Texas Eagle
Train No. 21

Sleepers—
St. Louis to Galveston (14 Rmte. 4 DBR) [212].
Memphis to Houston (14 Rmte. 4 DBR) [217] (No. 201 to Little Rock)
Washington to Houston (Via P.R.R.) (10 Rmte. 5 DBR) [MP-5]
New York to Houston (Via P.R.R.) (14 Rmte. 1 Dr. 2 DBR) [MP-4].
New York to San Antonio (Via P.R.R.) (10 Rmte. 5 DBR) [MP-3]
St. Louis to San Antonio (14 Rmte. 4 DBR) [216]
St. Louis to San Antonio (6 Sec. 6 Rmte. 4 DBR) [215].

Dining Lounge Car—
St. Louis to Houston.
St. Louis to San Antonio.

Coaches—(Reclining Seats)
St. Louis to Houston (Divided).
St. Louis to Houston-Corpus Christi.
St. Louis to San Antonio (Divided).
St. Louis to San Antonio.

No Checked Baggage or Corpse Will Be Handled On This Train.

Aztec Eagle
Train No. 21

Sleepers—
San Antonio to Mexico City (10-1-2) [314].
San Antonio to Mexico City (8 Sec. 5 DBR) [316].

Dining-Lounge (Mo. Pac. Car)
San Antonio to Mexico City.

Coaches—(Reclining Seats)
San Antonio to Mexico City (Reserved Seats); San Antonio to Laredo.

Train No. 201

Sleepers—
Memphis to Ft. Worth (14 Rmte. 4 DBR) [14]. (No. 1 from Little Rock).
Memphis to Houston (14 Rmte 4 DRR) [217].
(No. 21 from Little Rock).

Coaches—(Reclining Seats)
Memphis to Little Rock.
Memphis to Ft. Worth (Divided) (No. 1 from Little Rock).

The Sunshine Special
Train No. 31

Sleepers—
St. Louis to Hot Springs (10-1-2) [311] (No. 831 from Little Rock). (Open at Hot Springs until 8:00AM)
St. Louis to Lake Charles (8 Sec. 5 DBR) [312] (No. 131 from Little Rock).
St. Louis to El Dorado (8-1-2) [315] (No. 821 from Gurdon).
St. Louis to Shreveport (14 Rmte. 4 DBR) [314] (L&A 3 from Hope.)
St. Louis to San Antonio (12-1) [317].

Dining-Lounge Car—
St. Louis to Poplar Bluff.

Cafe-Lounge Car—
Texarkana to San Antonio.

Coaches—(Reclining Seats)
St. Louis to San Antonio (Divided).
St. Louis to Hot Springs.
Palestine to Houston (Divided).

The Ozarker No. 3

Mo. Pac. Cafe—Parlor-Coach—
St. Louis to Little Rock. [35].
Coach—St. Louis to Little Rock.

No. 303

Coach—
Knobel to Wynne.

The Southerner No. 7

Sleepers—Ready 9:30 PM
St. Louis to Los Angeles (10-1-2) [76] (T. & P. 7 Texarkana to El Paso-S. P. 1 to Los Angeles).
St. Louis to San Antonio. (10-1-2) [375].
Chicago to Hot Springs (10-1-2) [71] (G.M.&O. 3 to St. Louis).
Texarkana to Houston (10-1-2) [373]. (Open at Houston until 8:00 AM)

Coaches—
St. Louis to San Antonio.
St. Louis-El Paso (Divided).
Palestine to Houston.
San Antonio to Laredo.

Dining-Lounge—
St. Louis to Longview.
Marshall to El Paso.

No. 219

Mo. Pac. Parlor Car—(Dr.)
Memphis to Hot Springs. [2191].

Coaches—
Memphis to Hot Springs (Divided).
Memphis to Hot Springs (Grill-Lounge).

The Texan
No. 25

Sleepers—
Little Rock to Fort Worth (10-1-2) [254].

Coaches—
St. Louis to Ft. Worth (Divided).
St. Louis to Little Rock (Cafe).

No. 17

Coach—
Little Rock to Texarkana (Divided).

NORTHBOUND

The Texas Eagle
Train No. 2

Sleepers—
Ft. Worth to St. Louis (14 Rmte. 1 Dr. 2 DBR) [20].
Ft. Worth to Washington (Via B&O) (14 Rmte. 4 DBR) [BO-32].
Ft. Worth to New York (Via P.P.R.) (10 Rmte. 5 DBR) [PR 8].
El Paso to New York (Via P.R.R.) 14 Rmte. 4 DBR) [PR-9].
Ft. Worth to Memphis (14 Rmte. 4 DBR) [266] (No. 202 from Little Rock).

Lounge Car—
Ft. Worth to St. Louis (5 Bedroom) [29].

Dining Car—
Ft. Worth to St .Louis.

Coaches—(Reclining Seats)
El Paso to St. Louis (Divided).
El Paso to St. Louis.

The Texas Eagle
Train No. 22

Sleepers—
Galveston to St. Louis (14 Rmte. 4DBR) [267].
Houston to Memphis (14 Rmte. 4DBR) [265] (No. 202 from Little Rock).
Houston to Washington (Via P.R.R.) (10 Rmte. 5 DBR) [PR-11].
Houston to New York (Via P.R.R.) (14 Rmte. 1 Dr. 2 DBR) [PR-12].
San Antonio to New York (Via P.R.R.) (10 Rmte. 5 DBR) [PR-15]
San Antonio to St. Louis(14 Rmte. 4 DBR) [228].
San Antonio to St. Louis (6 Sec. 6 Rmte. 4 DBR) [227].

Dining-Lounge Car—
Houston to St. Louis.
San Antonio to St. Louis.

Coaches—(Reclining Seats)
Houston to St. Louis (Divided).
Corpus Christi-Houston to St. Louis.
San Antonio to St. Louis (Divided).
San Antonio to St. Louis.

No Checked Baggage or Corpse Will Be Handled On This Train.

Aztec Eagle
Train No. 22

Sleepers—
Mexico City to San Antonio (10-1-2) [326].
Mexico City to San Antonio (8 Sec. 5 DBR) [321].

Dining-Lounge (Mo. Pac. Car)
Mexico City to San Antonio.

Coaches—(Reclining Seats)
Mexico City to San Antonio (Reserved Seats).
Laredo to San Antonio.

Train No. 202

Sleepers—
(Open at Memphis until 7:30 A. M.)
Ft. Worth to Memphis (14 Rmte. 4 DBR) [266]. (No. 2 to Little Rock).
Houston to Memphis (14 Rmte. 4 DBR) [265] (Train 22 to Little Rock).

Coaches—(Reclining Seats)
Ft. Worth to Memphis (Divided) (No. 2 to Little Rock).
Little Rock to Memphis.

The Sunshine Special
Train No. 32

Sleepers—
San Antonio to St. Louis (12-1) [320].
Shreveport to St. Louis (14 Rmte. 4DBR) [323] (KCS 16 to Texarkana).
El Dorado to St. Louis (8-1-2) [324] (No. 822 to Gurdon).
Lake Charles to St. Louis (8 Sec. 5 DBR.) [1021] (No. 132 to Little Rock).
Hot Springs to St. Louis (10-1-2) [325] (No. 832 to Little Rock).
Little Rock to St. Louis (10-1-2) [327]. (Ready for occupancy 10:00 PM)

Dining-Lounge Car—
Poplar Bluff to St. Louis.

Cafe-Lounge Car—
San Antonio to Texarkana.

Coaches—(Reclining Seats)
San Antonio to St. Louis (Divided).
Houston to Palestine.
Hot Springs to St. Louis.

The Ozarker No. 4

Mo. Pac. Cafe—Parlor-Coach—
Little Rock to St. Louis. [45].

Sleeper—
Ft. Worth to Little Rock. (10-1-2) [41].

Coaches—
Ft. Worth to St. Louis (Divided).
Texarkana to St. Louis.

No. 304

Coach—
Wynne to Knobel.

The Southerner No. 8

Sleepers—
Los Angeles to St. Louis (10-1-2) [30] (S. P. 2 Los Angeles to El Paso-T. & P. 8 to Texarkana).
Houston-Texarkana (10-1-2) [381].
San Antonio-Little Rock (10-1-2) [382].
Hot Springs to Chicago (10-1-2) [83]. (To Little Rock No. 220, from St. Louis GM&O No. 10).

Coaches—
Laredo to San Antonio.
San Antonio to St. Louis (Divided).
Houston to Palestine.
El Paso to St. Louis (Divided).

Dining Lounge—
Longview to St. Louis.
Ft. Worth to Marshall.

No. 220

Mo.Pac. Parlor Car (Dr)—
Hot Springs to Memphis. [2201].

Sleepers—
Hot Springs to Chicago. (10-1-2) [83]. (Train 8 from Little Rock)

Coaches—
Hot Springs to Memphis (Divided).
Hot Springs to Memphis (Grill-Lounge).

The Texan
No. 26

Coaches—
Texarkana to St. Louis. (Divided).
Little Rock to St. Louis (Cafe).

Designating Number of Sleeping or Parlor Cars indicated in brackets [ ].
Capacity of sleepers shown in parenthesis—(12-1)—12 Section 1 drawing room—(10-1-2) 10 Section 1 drawing room 2 compartment—(14 Rmte. 4 DBR) 14 Roomette 4 Double Bedroom—(8 Sec. 5 DBR)—8 Section 5 double bedroom. (14 Rmte. 1 Dr. 2 DBR) 14 Roomette 1 Drawing Room 2 Double Bedroom.

TABLE S — KANSAS CITY — LITTLE ROCK — HOT SPRINGS — NEW ORLEANS

	125	15-117
Lv KANSAS CITY	.....	8.30 Su
Lv COFFEYVILLE	.....	2.35Mo
Lv FT. SMITH	4.35Su	7.20Mo
Ar LITTLE ROCK	9.35Su	11.59Mo
Lv LITTLE ROCK	▲ 1.00Mo	▲1.05Mo
Ar HOT SPRINGS	▲ 2.30Mo	▲3.20Mo
Lv HOT SPRINGS	8.00Su	1.45Mo
Ar LITTLE ROCK	9.45Su	3.00Mo

	101	103
Lv LITTLE ROCK	1.30Mo	6.00Mo
Ar MONROE	6.35Mo	11.35Mo
Ar ALEXANDRIA	8.55Mo	2.05 Tu
Ar NEW ORLEANS	7.05Mo	7.25 Tu

	116	124-16
Lv NEW ORLEANS	8.05Su	.....
Lv ALEXANDRIA	1.55Mo	.....
Lv MONROE	4.25Mo	.....
Ar LITTLE ROCK	9.40Mo	.....
Lv LITTLE ROCK	11.20Mo	.....
Ar HOT SPRINGS	12.45Mo	.....
Lv HOT SPRINGS	▲7.10Mo	1.45Mo
Ar LITTLE ROCK	▲9.05Mo	3.00Mo

	116	124-16
Lv LITTLE ROCK	11.20Mo	4.00Mo
Ar FT. SMITH	3.35Mo	9.20Mo
Lv COFFEYVILLE	.....	2.00 Tu
Ar KANSAS CITY	.....	8.10 Tu

No. 117
The Rainbow Special

Sleeper—
Kansas City to Little Rock (10 Sec. 1Dr. 2 Compt.) [1171]

Coach—Kansas City to Little Rock.

Grill Coach—Coffeyville to Little Rock.

No. 125

Coaches—
Ft. Smith to Little Rock (Divided)
Ft. Smith to Little Rock (Grill)

No. 103

Sleepers—
Little Rock to New Orleans (10 Sec. 1 Dr. 2 Compt.)
Monroe to New Orleans (10 Sec. 1 Dr. 2 Compt.) [1032] (Ready for occupancy 9:30 P.M.)

Grill—Coach—
Little Rock to Monroe.

Coaches—Little Rock to New Orleans.

No. 124
The Rainbow Special

Sleeper—
Little Rock to Kansas City. (10 Sec. 1 Dr. 2 Compt.) [1241]

Coach—Little Rock to Kansas City.

Grill Coach—Little Rock to Coffeyville.

No. 116

Coaches—
Little Rock to Ft. Smith (Divided)
Little Rock to Ft. Smith (Grill)

No. 116—The Southerner

Sleepers—
New Orleans-Little Rock (10 Sec. 1 Dr. 2 Compt.)
New Orleans-Monroe. (10 Sec. 1 Dr. 2 Compt.) [1162]. (May be occupied until 8:00 A. M.)

Coaches—New Orleans-Little Rock.

Grill Coach
Monroe to Little Rock.

TABLE T — ST. LOUIS — MEMPHIS — NEW ORLEANS — LAKE CHARLES

	3-335-103	31-201-131
Lv ST. LOUIS	7.22 Su	5.35 Su
Lv MEMPHIS	4.00 Su	8.30 Su
Ar MONROE	11.35 Su	6.15 Su
Ar ALEXANDRIA	2.05Mo	8.55Mo
Ar NEW ORLEANS	7.25Mo	7.05Mo
Ar LAKE CHARLES	.....	12.15Mo

	132-202-32	116-334-8
Lv LAKE CHARLES	1.05 Su	.....
Lv NEW ORLEANS	8.10 Su	8.05 Su
Lv ALEXANDRIA	4.15 Su	1.55Mo
Lv MONROE	6.45Mo	4.25Mo
Ar MEMPHIS	6.30Mo	11.59Mo
Ar ST. LOUIS	8.00Mo	11.00Mo

No. 131
Louisiana Sunshine Special

Sleeper—
St. Louis to Lake Charles (8 Sec. 5 Double Bedroom) [312] (No. 31 to Little Rock.)

Coaches—Little Rock to Lake Charles.

Dining Lounge—Little Rock to Alexandria.

No. 132
Louisiana Sunshine Special

Sleeper—
Lake Charles to St. Louis (8 Sec. 5 Double Bedroom) [1021] (No. 32 from Little Rock).

Coaches—Lake Charles to Little Rock.

Dining Lounge—Alexandria to Little Rock.

TABLE U — KANSAS CITY — LITTLE ROCK — MEMPHIS

	210-221-222 Daily
Lv KANSAS CITY	11.59
Ar BRANSON	8.39
Ar HOLLISTER	8.45
Ar LITTLE ROCK	5.45
Ar MEMPHIS	6.20

	231-232-211 Daily
Lv MEMPHIS	1.00
Lv LITTLE ROCK	2.00
Lv HOLLISTER	10.38
Lv BRANSON	10.48
Ar KANSAS CITY	6.15

No. 210-221-222 The Southern Scenic 231-232-211

Sleeper—
Between Kansas City and Memphis (10 Sec. 1Dr. 2 Compt.) [2101-2310].

Grill—Coach—
Between Kansas City and Memphis.

▲Via Missouri Pacific Bus Lines-rail tickets honored—corpse cannot be handled.

Plenty

of oil...coal ...natural gas

in the MO-PAC EMPIRE



The MO-PAC Empire is a favored land. For here, at industries' fingertips, is an abundance of coal, oil and natural gas. The presence of such versatile, low-cost fuels is attracting many diversified industries to the area served by the MISSOURI PACIFIC. In addition, these materials are a source of economical carbon and hydrocarbons, which is creating a vast chemical industry in the MO-PAC Empire.

For complete information about plant sites, labor supply, transportation advantages and other factors about this productive area . . . write or wire *Industrial Development Dept.*, 1706 Missouri Pacific Bldg., St. Louis 3, Missouri; or *Industrial Development Dept.*, Missouri Pacific Lines, Union Station, Houston 1, Texas. Your inquiry will be kept in strict confidence.

Colorado Winter Ice Harvest Cools Colorado's Summer Crops

When Colorado's crops of luscious melons and vegetables begin rolling to eastern markets this summer a large part of them will be cooled and protected by another Colorado crop — natural ice that was harvested last winter at the American Refrigerator Transit Company's "ice farm," near Buena Vista about 121 miles west of Pueblo.

Source of the ice is a mountain lake, some 35 acres in extent, owned by the A.R.T. Company. Here, during the harvest season which generally begins about January 1, operations resemble those at a logging camp, as is apparent in the larger illustration shown above. The smaller photo shows one of the power saws which cut the ice into blocks two feet square. These are pushed through the water to the end of a chain conveyor which moves them to a loading dock.

From Buena Vista the ice is transported in box cars to Pueblo for storage. It will be used at the A.R.T. Company's 2,100-foot icing dock, a busy spot during the perishable shipping season when hundreds of carloads of fruits and vegetables are eastbound through the Pueblo gateway.

Last winter's frigid temperatures produced a bumper crop of ice — 18,500 tons — at Buena Vista and 16,256 tons were stored at Pueblo. This, however, is only a fraction of the total required by the American Refrigerator Transit Company. Owned jointly by the Missouri Pacific Lines and Wabash Railroad, the A.R.T. operates more than 12,000 refrigerator cars and maintains extensive icing and storage facilities throughout the West and Southwest. Its ice consumption during 1948 would make a formidable iceberg — it totaled 172,277 tons.

TABLE V — NEW ORLEANS, BATON ROUGE, BEAUMONT, HOUSTON

	3 Daily	9 Daily		4 Daily	10 Daily
Lv NEW ORLEANS	8.10 Su	**9.50** Su	Lv HOUSTON	8.30 Su	**9.20** Su
Lv BATON ROUGE	10.30 Su	12.10Mo	Lv BEAUMONT	10.50 Su	**11.25** Su
Ar BEAUMONT	**4.05** Su	5.25Mo	Ar BATON ROUGE	**4.45** Su	4.50Mo
Ar HOUSTON	**6.35** Su	7.50Mo	Ar NEW ORLEANS	**7.05** Su	7.10Mo

Nos. 3 and 4—The Orleanean

Grill Coach — Between New Orleans and Houston.
De Luxe Coach — Between New Orleans and Houston.

Nos. 9 and 10—The Houstonian

Sleeper, 8-Sec. 5 Double BedRoom — Between New Orleans and Houston [95-105].
Cafe-Lounge Car — Between New Orleans and Houston.
Chair Car—Coach — Between New Orleans and Houston.

TABLE W — HOUSTON, FT. WORTH

	18 Daily		17 Daily
Lv HOUSTON	8.50 Su	Lv FT. WORTH	7.10 Su
Ar FT. WORTH	**5.05** Su	Ar HOUSTON	**3.15** Su

Coaches — Between Houston and Ft. Worth.

TABLE X — FT. WORTH, SAN ANTONIO, CORPUS CHRISTI

	17-31-215		216-32-18
Lv FT. WORTH	7.10 Su	Lv CORPUS CHRISTI	**11.45** Su
Ar VALLEY JCT.	11.50 Su	Ar SAN ANTONIO	6.45Mo
Lv VALLEY JCT.	11.50 Su	Lv SAN ANTONIO	8.00Mo
Ar AUSTIN	**1.58** Su	Lv AUSTIN	10.10Mo
Ar SAN ANTONIO	**4.00** Su	Ar VALLEY JCT.	**12.35**Mo
Lv SAN ANTONIO	**10.40** Su	Lv VALLEY JCT.	**12.35**Mo
Ar CORPUS CHRISTI	4.35Mo	Ar FT. WORTH	**5.05**Mo

Sleepers — Between Valley Jct. and San Antonio.
Coaches — Between Ft. Worth and Valley Jct.
Between Valley Jct. and San Antonio.
Between San Antonio and Corpus Christi.

TABLE Y — ST. LOUIS AND MEMPHIS TO THE RIO GRANDE VALLEY

(VIA HOUSTON)	21-201-25-11 Daily	31-201-131-15 Daily	(VIA HOUSTON)	16-132-202-32 Daily	12-26-202-22 Daily
Lv ST. LOUIS	**5.30** Su	**5.35** Su	Lv MISSION	**6.30** Su	▲5.35 Su
Lv MEMPHIS	**8.30** Su	**8.30** Su	Lv BROWNSVILLE	**8.15** Su	6.30 Su
Ar HOUSTON	10.00Mo	1.30Mo	Lv HARLINGEN	**9.15** Su	7.15 Su
Lv HOUSTON	10.45Mo	**9.20**Mo	Lv CORPUS CHRISTI	**11.45** Su	9.35 Su
Ar CORPUS CHRISTI	**4.25**Mo	4.35 Tu	Ar HOUSTON	7.30Mo	**3.15** Su
Ar HARLINGEN	**6.50**Mo	6.50 Tu	Lv HOUSTON	11.00Mo	**4.00** Su
Ar BROWNSVILLE	**7.40**Mo	8.00 Tu	Ar MEMPHIS	6.30 Tu	6.30Mo
Ar MISSION	▲**9.00**Mo	8.55 Tu	Ar ST. LOUIS	8.00 Tu	8.20Mo

Nos. 15 and 16—The Pioneer

Sleepers — Between Houston and Brownsville (10 Sec. 1 Dr. 2 Compt.) [150-160].
Between Houston and Corpus Christi (10 Sec. 1 Dr. 2 Compt.) [155-2161].
(At Corpus Christi sleeper is ready for occupancy at 9:30 PM—may be occupied until 8:00 AM).
Chair Car & Between Houston and Corpus Christi.
Coaches — Between Houston and Brownsville.

Nos. 11 and 12—The Valley Eagle

Coaches — Between Houston and Brownsville. (Grill)
Between St. Louis-Houston and Corpus Christi.
Between San Antonio and Brownsville.

(VIA SAN ANTONIO)	21-201-205 Daily	31-201-215 Daily	(VIA SAN ANTONIO)	216-202-32 Daily	206-22-202 Daily
Lv ST. LOUIS	**5.30** Su	**5.35** Su	Lv MISSION	**6.30** Su	▲5.35Mo
Lv MEMPHIS	**8.30** Su	**8.30** Su	Lv BROWNSVILLE	**8.15** Su	6.30Mo
Ar SAN ANTONIO	11.45Mo	**4.00**Mo	Lv HARLINGEN	**9.15** Su	7.15Mo
Lv SAN ANTONIO	11.55Mo	**10.40**Mo	Lv CORPUS CHRISTI	**11.45** Su	9.35Mo
Ar CORPUS CHRISTI	**4.25**Mo	4.35 Tu	Ar SAN ANTONIO	6.45Mo	**1.40**Mo
Ar HARLINGEN	**6.50**Mo	6.50 Tu	Lv SAN ANTONIO	8.00Mo	**2.00**Mo
Ar BROWNSVILLE	**7.40**Mo	8.00 Tu	Ar MEMPHIS	6.30 Tu	6.30 Tu
Ar MISSION	▲**9.00**Mo	8.55 Tu	Ar ST. LOUIS	8.00 Tu	8.20 Tu

Nos. 215-15 and 16-216

Sleepers — Between San Antonio and Mission (12 Sec. 1 Dr.) [2150-1160].
Coach — Between San Antonio and Mission via Odem.
Chair Car — Between San Antonio and Corpus Christi.

Nos. 205 and 206

Coaches — Between San Antonio and Corpus Christi.
Between San Antonio and Brownsville.

▲Via Missouri Pacific Bus Lines-rail tickets honored—corpse cannot be handled.

ST. LOUIS — KANSAS CITY — OMAHA — LINCOLN

Miles		TABLE 1 10-31-48	5-105-605 Daily	15 Daily	11 Daily	19-119-609 Daily	9 Daily	35 Daily Ex. Su. & Holidays
0	Lv	ST. LOUIS	8.50	1.50	4.00	5.00	11.50	4.25
3	Lv	Tower Grove	8.58	2.00	4.07	5.10	11.58	4.33
7	Lv	Maplewood						4.41
10	Lv	Webster Groves			■ 4.15	■ 5.22		4.52
13	Lv	Kirkwood	■ 9.10	★ 2.12	■ 4.20	■ 5.30	■ 12.19	5.05
18	Lv	Valley Park						5.17
23	Lv	Jedburg						5.32
27	Lv	Eureka						5.43
30	Lv	Allenton						f
34	Lv	Pacific						5.55
39	Lv	Gray Summit						
51	Lv	Washington	9.47	2.50		6.15	1.07	
64	Lv	New Haven				6.35	● 1.20	
71	Lv	Berger				6.47		
77	Lv	Hermann				7.00	★ 1.38	
85	Lv	Gasconade		f 3.28				
89	Lv	Morrison				7.17		
97	Lv	Chamois				7.27		
102	Lv	St. Aubert						
109	Lv	Bonnot's Mill				7.42		
114	Lv	Osage		★ 3.57				
122	Ar	Jefferson City	10.58	4.05	6.02	8.05	2.28	
122	Lv	Jefferson City	11.00	4.10	6.05	8.15	2.40	
137	Lv	Centertown						
147	Lv	California	★ 11.28		★ 6.34	8.50	★ 3.20	
153	Lv	Clarksburg						
159	Lv	Tipton		4.52			★ 3.35	
164	Lv	Syracuse						
172	Lv	Otterville						
185	Lv	Sedalia	12.15	5.28	7.18	9.45	4.30	
192	Lv	Dresden						
197	Lv	Lamonte						
204	Lv	Knobnoster				★ 10.10		
208	Lv	Montserrat						
215	Lv	Warrensburg	12.43	6.08	★ 7.47	10.25	5.07	
221	Lv	Centerview						
229	Lv	Holden		6.27				
234	Lv	Kingsville						
239	Lv	Strasburg						211 Daily
246	Ar	Pleasant Hill	★ 1.17	● 6.50	★ 8.16	11.15	6.01	
246	Lv	Pleasant Hill	★ 1.17	● 6.50	★ 8.16	11.15	6.01	4.50
251	Lv	Greenwood						f 4.57
256	Lv	Lee's Summit	★ 1.30				● 6.17	5.10
270	Lv	Independence	★ 1.45	★ 7.15	★ 8.40	11.45	6.45	5.35
279	Ar	KANSAS CITY	2.10	7.45	9.00	12.15	7.30	6.15
			105			119	Bus	
279	Lv	KANSAS CITY	2.25			12.40	8.45	
282	Lv	Kansas City Kan.	★ 2.30				9.00	
296	Lv	Wolcott				★ 1.05		
307	Lv	Leavenworth	3.00			1.35	10.00	
309	Lv	Fort Leavenworth	3.05			1.42	10.10	
317	Lv	Oak Mills						
328	Ar	Atchison	3.30			2.20	10.55	
335	Lv	Shannon	MISSOURI			★ 2.35		
338	Lv	Lancaster	RIVER			★ 2.42		
344	Lv	Huron				★ 2.51		
349	Lv	Everest	EAGLE			★ 3.01		
355	Lv	Willis				★ 3.12		
359	Lv	Baker				★ 3.17		
367	Lv	Hiawatha	4.14			3.45		
372	Lv	Padonia				★ 3.55		
376	Lv	Reserve, Kan.				★ 4.02		
382	Lv	Falls City, Neb.	4.32			4.18		
392	Lv	Verdon				4.35		
398	Lv	Stella				4.45		
405	Lv	Howe				★ 4.55		
411	Lv	Auburn	5.00			5.15		
420	Lv	Julian				5.30		
426	Lv	Paul				★ 5.40		
433	Lv	Nebraska City	5.25			6.00		
444	Ar	Union	5.45			6.30		
444	Lv	Union	5.45			6.30		
452	Lv	Murray				★ 6.45		
459	Lv	Plattsmouth	★ 6.05			6.57		
468	Lv	Fort Crook	★ 6.16			★ 7.15		
478	Ar	OMAHA (Un Sta.)	6.40			7.45		
			605			609		
444	Lv	Union	5.50			8.55		
448	Lv	Nehawka	★ 5.58			9.05		
457	Lv	Weeping Water	6.11			9.20		
464	Lv	Wabash	★ 6.21			★ 9.33		
468	Lv	Elmwood	6.28			9.40		
476	Lv	Eagle	★ 6.38			9.53		
483	Lv	Walton				★ 10.05		
492	Ar	LINCOLN	7.20			10.30		

★—Stops to receive or discharge revenue passengers. f—Stops on signal.
■—Stops to receive revenue passengers. ●—Stops to discharge revenue passengers.

Missouri River Eagle — Colorado Eagle — Sunflower — Streamlined Train — Missouri River

Light figures indicate A. M.

HOW TOWNS WERE NAMED



FRANKLIN, LOUISIANA: It was established about 1800 by one Guinea Lewis, trapper and hunter, as his headquarters. He named this place in honor of Benjamin Franklin, of whom he was a great admirer.

HOPE, KANSAS: Though founded as Wagram in 1881, some years later, for reasons undisclosed, the good members of the Methodist Ladies' Society decided their town should have a more appropriate name. Even at that early date, women swung a mean political stick...so the name of the town was obligingly changed to Hope.

TEXARKANA: Owes its name to the nimble wit of a construction engineer, Gus Knobel. He lettered a wooden sign with drawing ink and nailed it to a tree where the passenger station now stands. The sign read, "Texarkana" and so it has remained. The city is one of the few in the country that straddles a state line (part of it is in Arkansas, part in Texas).

CRANE, MISSOURI: Originally known as Crane Roost, after a nearby island which was a favorite nesting place for migrating cranes. As the community enlarged, it was felt more dignity could be attained by changing the name, so the Roost was dropped.

MELLWOOD, ARKANSAS: According to legend, the name grew out of a conference among a group of residents. Suggestions were being offered by the conferees but no progress was made until one of the group produced a bottle and passed it among the members. Each in turn took a swig. One member suggested, that inasmuch as the whiskey was pretty good stuff, why not call the town Mellwood to honor the brand of bonded whiskey.

Black figures indicate P. M.

ENJOY MUSIC UNDER THE STARS AT ST. LOUIS' MUNICIPAL OPERA

NO SPOT in America offers a more delightful summer evening's entertainment than that to be found in St. Louis' magnificent Municipal Open Air Theatre, home of the famous Municipal Opera productions. This year—the 31st consecutive season—the Municipal Opera will offer eleven popular musical plays, each with a cast of stage, screen and radio stars, a singing and dancing chorus of 90 and an orchestra of 50. If you are traveling through St. Louis this summer don't miss a night at the Opera.

THE 1949 PRODUCTION SCHEDULE

"NEW MOON"	June 9 — June 19
"BLOOMER GIRL"	June 20 — June 26
"FORTUNE TELLER"	June 27 — July 3
"FIREFLY"	July 4 — July 10
"CHOCOLATE SOLDIER"	July 11 — July 17
"BITTER SWEET"	July 18 — July 24
"IRENE"	July 25 — July 31
"VAGABOND KING"	August 1 — August 7
"ROBERTA"	August 8 — August 14
"RED MILL"	August 15 — August 21
"SONG OF NORWAY"	August 22 — Sept. 5

LINCOLN — OMAHA — KANSAS CITY — ST. LOUIS

TABLE 10-31-48 — 2

Miles			606-106-6 Daily	12 Daily	14 Daily	10 Daily	610-110-20 Daily		Bus Daily
0	Lv	LINCOLN	7.20	.....	.....	.....	3.30	.....	.....
9	Lv	Walton	★7.36	.....	.....	.....	3.47	.....	.....
16	Lv	Eagle	★7.46	.....	.....	.....	3.56	.....	.....
24	Lv	Elmwood	7.58	.....	.....	.....	4.08	.....	.....
28	Lv	Wabash	f 8.05	.....	.....	.....	★ 4.15	.....	.....
35	Lv	Weeping Water	8.16	.....	.....	.....	4.26	.....	.....
44	Lv	Nehawka	8.28	.....	.....	.....	4.39	.....	.....
48	Ar	Union	8.40	.....	.....	.....	4.50	.....	.....
			106				110		
0	Lv	OMAHA (Un. Sta.)	8.00	.....	.....	.....	4.10	.....	.....
10	Lv	Fort Crook	★8.19	.....	.....	.....	■ 4.33	.....	.....
19	Lv	Plattsmouth	★8.30	.....	.....	.....	★ 4.45	.....	.....
26	Lv	Murray	.....	.....	.....	.....	.....	.....	.....
34	Ar	Union	8.48	.....	.....	.....	5.10	.....	.....
48	Lv	Union	8.48	.....	.....	.....	5.10	.....	.....
59	Lv	Nebraska City	9.04	.....	.....	.....	5.35	.....	.....
66	Lv	Paul	.....	.....	.....	.....	.....	.....	.....
72	Lv	Julian	.....	.....	.....	.....	.....	.....	.....
81	Lv	Auburn	9.29	.....	.....	.....	6.05	.....	.....
87	Lv	Howe	.....	.....	.....	.....	.....	.....	.....
94	Lv	Stella	.....	.....	.....	.....	.....	.....	.....
100	Lv	Verdon	.....	.....	.....	.....	.....	.....	.....
110	Lv	Falls City, Neb.	9.57	.....	.....	.....	6.45	.....	.....
116	Lv	Reserve, Kan.	.....	.....	.....	.....	.....	.....	.....
120	Lv	Padonia	.....	.....	.....	.....	.....	.....	.....
125	Lv	Hiawatha	10.12	.....	.....	.....	7.10	.....	.....
133	Lv	Baker	MISSOURI RIVER	.....	.....	.....	.....	.....	.....
137	Lv	Willis	.....	.....	.....	.....	.....	.....	.....
143	Lv	Everest	.....	.....	.....	.....	.....	.....	Bus Daily
148	Lv	Huron	.....	.....	.....	.....	.....	.....	.....
154	Lv	Lancaster	.....	.....	.....	.....	.....	.....	.....
157	Lv	Shannon	EAGLE	.....	.....	.....	.....	.....	.....
164	Lv	Atchison	10.55	.....	.....	.....	8.00	.....	.....
175	Lv	Oak Mills	.....	.....	.....	.....	.....	.....	.....
183	Lv	Fort Leavenworth	11.16	.....	.....	.....	8.25	.....	.....
185	Lv	Leavenworth	11.23	.....	.....	.....	8.35	.....	6.30
196	Lv	Wolcott	.....	.....	.....	.....	.....	.....	.....
210	Lv	Kansas City, Kan.	★11.51	.....	.....	.....	★ 9.10	.....	7.30
213	Ar	KANSAS CITY	11.59	.....	.....	.....	9.20	.....	7.50
			6	12	14	10	20	210	
213	Lv	KANSAS CITY	12.20	7.01	4.00	11.00	1.20	11.59	.....
222	Lv	Independence	★12.36	★ 7.16	★ 4.18	11.25	★ 1.40	12.25	.....
236	Lv	Lee's Summit	★12.51	.....	.....	11.47	.....	12.45	.....
241	Lv	Greenwood	.....	.....	.....	.....	.....	f12.52	.....
246	Ar	Pleasant Hill	★ 1.02	.....	★ 4.45	12.05	2.20	1.10	.....
246	Lv	Pleasant Hill	★ 1.02	.....	★ 4.45	12.05	2.20	.....	.....
253	Lv	Strasburg	.....	.....	.....	.....	.....	.....	.....
258	Lv	Kingsville	.....	.....	.....	.....	.....	.....	.....
263	Lv	Holden	.....	.....	.....	12.30	.....	.....	.....
271	Lv	Centerview	.....	.....	.....	.....	.....	.....	.....
277	Lv	Warrensburg	1.36	★ 8.08	5.18	12.55	● 2.59	.....	.....
284	Lv	Montserrat	.....	.....	.....	.....	.....	.....	.....
288	Lv	Knobnoster	.....	.....	.....	f 1.10	.....	.....	.....
295	Lv	Lamonte	.....	.....	.....	.....	.....	.....	.....
300	Lv	Dresden	.....	.....	.....	.....	.....	.....	.....
307	Lv	Sedalia	2.10	8.38	5.55	1.50	3.35	.....	.....
320	Lv	Otterville	.....	.....	.....	.....	.....	.....	.....
328	Lv	Syracuse	.....	.....	.....	.....	.....	.....	.....
333	Lv	Tipton	.....	.....	.....	2.25	.....	.....	.....
339	Lv	Clarksburg	.....	.....	.....	.....	.....	.....	.....
345	Lv	California	★2.49	★ 9.16	.....	2.45	● 4.17	.....	.....
355	Lv	Centertown	.....	.....	.....	.....	.....	.....	.....
370	Ar	Jefferson City	3.15	9.41	7.10	3.30	4.50	.....	.....
370	Lv	Jefferson City	3.20	9.45	7.15	3.40	5.00	.....	.....
378	Lv	Osage	.....	.....	.....	f 3.52	.....	.....	.....
383	Lv	Bonnot's Mill	.....	.....	.....	4.00	.....	.....	.....
390	Lv	St. Aubert	.....	.....	.....	.....	.....	.....	.....
395	Lv	Chamois	.....	.....	.....	4.20	.....	.....	.....
403	Lv	Morrison	.....	.....	.....	4.35	.....	.....	.....
407	Lv	Gasconade	.....	.....	.....	4.42	.....	.....	.....
415	Lv	Hermann	.....	.....	8.07	4.55	.....	.....	.....
421	Lv	Berger	.....	.....	.....	5.06	.....	.....	.....
428	Lv	New Haven	.....	.....	8.25	5.25	.....	.....	.....
441	Lv	Washington	4.28	.....	8.40	5.50	6.25	.....	.....
453	Lv	Gray Summit	.....	.....	.....	.....	.....	.....	.....
458	Lv	Pacific	.....	.....	.....	.....	.....	.....	.....
462	Lv	Allenton	.....	.....	.....	.....	.....	.....	.....
465	Lv	Eureka	.....	.....	.....	.....	.....	.....	.....
469	Lv	Jedburg	.....	.....	.....	.....	.....	.....	.....
474	Lv	Valley Park	.....	.....	.....	.....	.....	.....	.....
479	Lv	Kirkwood	●5.15	●11.31	● 9.35	6.45	7.10	.....	.....
482	Ar	Webster Groves	.....	.....	.....	6.50	.....	.....	.....
485	Ar	Maplewood	.....	.....	.....	7.00	● 7.19	.....	.....
489	Ar	Tower Grove	5.27	11.44	9.47	7.11	7.25	.....	.....
492	Ar	ST. LOUIS	5.40	12.01	10.05	7.28	7.47	.....	.....

Missouri River Eagle — *Streamlined Train* — *Streamlined Train* — *Colorado Eagle*

36 Daily Ex. Sunday and Holidays

Lv	Pacific	5.15
Lv	Allenton	f
Lv	Eureka	5.25
Lv	Jedburg	5.39
Lv	Valley Park	5.51
Lv	Kirkwood	6.15
Ar	Webster Groves	6.24
Ar	Maplewood	6.33
Ar	Tower Grove	6.39
Ar	ST. LOUIS	6.57

★—Stops to receive or discharge revenue passengers.
■—Stops to receive revenue passengers.
f—Stops on signal.
●—Stops to discharge revenue passengers.

ST. LOUIS — KANSAS CITY — COLORADO — UTAH — CALIFORNIA

TABLE 3 — 1-30-49

Miles			15 Daily	11 Daily	Bus Daily
0	Lv	ST. LOUIS	1 50	4 00	.....
3	Lv	Tower Grove	2 00	4 07	.....
10	Lv	Webster Groves	.....	■ 4 15	.....
13	Lv	Kirkwood	★ 2 12	■ 4 20	.....
51	Lv	Washington	2 50	.....	.....
64	Lv	New Haven	.....	.....	.....
77	Lv	Hermann	.....	.....	.....
122	Ar	Jefferson City	4 05	6 02	.....
122	Lv	Jefferson City	4 10	6 05	.....
147	Lv	California	.....	★ 6 34	.....
185	Lv	Sedalia	5 28	7 18	.....
215	Lv	Warrensburg	6 08	★ 7 47	.....
246	Lv	Pleasant Hill	● 6 50	★ 8 16	.....
270	Lv	Independence	★ 7 15	★ 8 40	.....
279	Ar	KANSAS CITY	7 45	9 00	.....
279	Lv	KANSAS CITY	8 30	9 10	8 00
331	Lv	Paola (M. P. Sta.)	9 55	.....	9 50
331	Lv	Paola (Fsco. Sta.)	.....	■ 10 01	.....
338	Ar	Osawatomie	10 25	10 13	.....
338	Lv	Osawatomie	10 25	10 13	.....
359	Lv	Ottawa	10 53	★ 10 38	10 35
391	Lv	Osage City	11 41	.....	11 40
411	Lv	Allen	★ 12 06	.....	12 20
429	Lv	Council Grove	12 31	11 48	1 10
441	Lv	Wilsey	★ 12 47	.....	f
456	Lv	Herington	1 03	12 14	1 50
464	Lv	Hope	★ 1 18	.....	2 05
476	Lv	Carlton	★ 1 33	.....	.....
483	Ar	Gypsum	1 42	.....	2 40
		Via Salina			
483	Lv	Gypsum	1 42		2 40
500	Ar	SALINA	2 20		3 10
500	Lv	SALINA	2 20		3 25
509	Lv	Smolan	★ 2 35		
516	Lv	Falun	★ 2 45		
525	Ar	Marquette	3 00		
		Via Lindsborg			
483	Lv	Gypsum			
501	Lv	Lindsborg		12 57	3 55
510	Ar	Marquette			4 13
510	Lv	Marquette	3 00		4 13
518	Lv	Langley			
529	Ar	Geneseo	3 45	1 32	4 50
529	Lv	Geneseo	3 45	1 32	4 50
542	Lv	Bushton	★ 4 12		5 15
550	Lv	Claflin	4 25		5 31
563	Ar	Hoisington (CT)	4 45	2 07	5 50
563	Lv	Hoisington (MT)	4 07	1 15	5 10
595	Lv	La Crosse	4 52	★ 1 46	5 55
610	Lv	McCracken	5 12		
621	Lv	Brownell	f 5 25		
632	Lv	Ransom	5 43		
645	Lv	Utica	5 58		
660	Lv	Shields	6 13		
668	Lv	Healy	6 25		
687	Ar	Scott City	6 41	3 07	9 15
687	Lv	Scott City	6 41	3 07	6 30
712	Lv	Leoti	7 24		7 10
734	Lv	Tribune	7 50		7 40
736	Lv	Horace, Kan.	8 10	3 57	8 00
751	Lv	Towner, Colo.			8 25
763	Lv	Sheridan Lake			8 43
771	Lv	Brandon			8 55
777	Lv	Chivington			9 05
791	Lv	Eads	9 11	★ 4 46	9 30
811	Lv	Haswell			10 01
826	Lv	Arlington			10 21
846	Lv	Sugar City	10 15	★ 5 35	10 50
851	Lv	Ordway	10 25	5 43	11 00
857	Lv	Crowley			11 15
862	Lv	Olney Springs			11 26
881	Lv	Boone			12 01
902	Ar	PUEBLO	11 35	6 45	12 55
902	Lv	PUEBLO	3 30	6 55	
946	Ar	Colorado Springs (A.T.& S.F.Sta.)	4 30	7 45	
1021	Ar	DENVER	6 30	9 25	
902	Lv	PUEBLO	12 05		
947	Ar	Royal Gorge	1 28		
1143	Ar	Glenwood Springs	8 15		
1528	Ar	Salt Lake City (MT)	7 30		
1528	Lv	Salt Lake City (MT)	8 30		
2317	Ar	Sacramento (PT)	4 05		
2362	Ar	Stockton	5 20		
2448	Ar	Oakland	7 55		
2455	Ar	SAN FRANCISCO	8 20		

Colorado Eagle — *Streamlined Train* — *Via D. & R. G. W.* — *Via Western Pacific*

★—Stops to receive or discharge revenue passengers.
■—Stops to receive revenue passengers.

CALIFORNIA — UTAH — COLORADO — KANSAS CITY — ST. LOUIS

TABLE 4 — 1-30-49

Miles			16-6 Daily	12 Daily	Bus Daily
0	Lv	SAN FRANCISCO	6 00	.....	
7	Lv	Oakland	6 45	.....	
93	Lv	Stockton	9 15	.....	
138	Lv	Sacramento (PT)	10 35	.....	
927	Ar	Salt Lake City (MT)	7 45	.....	
927	Lv	Salt Lake City (MT)	8 50	.....	
1312	Lv	Glenwood Springs	7 30	.....	
1508	Lv	Royal Gorge	1 56	.....	
1553	Ar	PUEBLO	3 10	.....	
0	Lv	DENVER	8 50	4 10	
75	Lv	Colorado Springs (D.&R.G.W. STA.)	10 47	5 50	
119	Ar	PUEBLO	11 45	6 40	
1553	Lv	PUEBLO	3 50	6 50	1 25
1574	Lv	Boone			2 19
1593	Lv	Olney Springs			2 54
1598	Lv	Crowley			3 05
1604	Lv	Ordway	4 45	7 35	3 20
1609	Lv	Sugar City		★ 7 41	3 30
1629	Lv	Arlington			4 00
1634	Lv	Haswell			4 20
1654	Lv	Eads	6 00	8 31	5 00
1678	Lv	Chivington			5 30
1684	Lv	Brandon			5 40
1692	Lv	Sheridan Lake			5 55
1704	Lv	Towner, Colo.			6 13
1719	Lv	Horace, Kan.	7 00	9 25	6 40
1721	Lv	Tribune	7 05		6 50
1743	Lv	Leoti	7 30	★ 9 46	7 20
1768	Ar	Scott City	8 04	10 11	8 00
1768	Lv	Scott City	8 04	10 11	6 00
1787	Lv	Healy	8 21		
1795	Lv	Shields	8 32		
1810	Lv	Utica	8 51		
1823	Lv	Ransom	9 07		
1834	Lv	Brownell	f 9 20		
1845	Lv	McCracken	9 30		
1860	Lv	La Crosse	9 46	★ 11 30	8 20
1892	Ar	Hoisington (MT)	10 24	12 02	9 05
1892	Lv	Hoisington (CT)	11 40	1 12	10 15
1905	Lv	Claflin	11 57		10 34
1913	Lv	Bushton	★ 12 06		10 50
1926	Ar	Geneseo	12 30	1 51	11 15
1926	Lv	Geneseo	12 30	1 51	11 15
1937	Lv	Langley			
1945	Ar	Marquette	12 52		11 52
		Via Lindsborg			
1945	Lv	Marquette			11 52
1954	Lv	Lindsborg		2 21	12 10
1972	Ar	Gypsum			
		Via Salina			
1930	Lv	Marquette	12 52		
1939	Lv	Falun	★ 1 05		
1946	Lv	Smolan	★ 1 14		
1955	Ar	SALINA	1 45		12 40
1955	Lv	SALINA	1 45		7 30
1972	Ar	Gypsum	2 23		8 00
1972	Lv	Gypsum	2 23		8 00
1979	Lv	Carlton	★ 2 35		
1991	Lv	Hope	★ 2 48		8 35
1999	Lv	Herington	3 00	3 07	8 50
2014	Lv	Wilsey	★ 3 25		f
2026	Lv	Council Grove	3 46	3 38	9 40
2044	Lv	Allen			10 10
2064	Lv	Osage City	4 36	★ 4 15	10 50
2096	Lv	Ottawa	5 23	4 53	12 15
2117	Ar	Osawatomie	6 20	5 22	
2117	Lv	Osawatomie	6 20	5 22	
2124	Ar	Paola (Fsco. Sta.)		● 5 35	
2124	Lv	Paola (M. P. Sta.)	6 29		1 00
2176	Ar	KANSAS CITY	8 10	6 40	2 40
2176	Lv	KANSAS CITY	12 20	7 01	
2185	Lv	Independence	★ 12 36	★ 7 16	
2209	Lv	Pleasant Hill	★ 1 02		
2240	Lv	Warrensburg	1 36	★ 8 08	
2270	Lv	Sedalia	2 10	8 38	
2308	Lv	California	★ 2 49	★ 9 16	
2333	Ar	Jefferson City	3 15	9 41	
2333	Lv	Jefferson City	3 20	9 45	
2378	Lv	Hermann			
2391	Lv	New Haven			
2404	Lv	Washington	4 28		
2442	Ar	Kirkwood	● 5 15	● 11 31	
2445	Ar	Webster Groves			
2452	Ar	Tower Grove	5 27	11 44	
2455	Ar	ST. LOUIS	5 40	12 01	

Via Western Pacific — *Via D. & R. G. W.* — *Colorado Eagle* — *Streamlined Train*

f—Stops on signal.
●—Stops to discharge revenue passengers.

More Enjoyable Vacations with RAIL-AUTO PLAN

With the Rail-Auto Plan, you travel by train to your favorite vacation spot. Then, on arrival, you have at your disposal a new car to drive anywhere you please.

Think what that means in added convenience, comfort—and safety. No need to drive long hours over highways crowded with mechanically imperfect automobiles. Instead, you ride and relax aboard a fine modern train, arrive at your destination refreshed.

You can make your car reservation in advance when you buy your railroad ticket. The cars are rented with gas and oil furnished on a flat charge plus per mile basis—you can take along the entire family at no added cost.

For complete information, see any Missouri Pacific representative, or write . . .

R. J. McDERMOTT
General Passenger Traffic Manager
1601 Missouri Pacific Building
St. Louis 3, Missouri

Planetarium-Dome Lets You See All

An added attraction of the sleek, streamlined *Colorado Eagle* are the Planetarium-dome cars. Riding on the second floor of these novel cars you see everything, for here you sit above the rest of the train with a clear view all about you.

The glassed-in domes have glare-proof, hardened glass that filters out hot sun rays, while air-conditioning keeps the air at just the right temperature, always. It is unbelievably quiet up here, and the soft, luxurious seats let you relax completely.

Riding the Planetarium-dome cars is a thrilling new experience, one you're sure to enjoy. Why don't you try it on your next trip? When traveling between St. Louis or Kansas City and Colorado, just say, "Colorado Eagle, please."

There is a complete listing of COLORADO EAGLE equipment on pages 5 and 8. And remember, there is no extra fare on any EAGLE.

TABLE 10-31-48 — 5 — ST. LOUIS — JOPLIN — FORT SCOTT — WICHITA

Miles		19-419 Daily	19-221 321 Daily
0	Lv ST. LOUIS	5.00	5.00
For ti	me at Intermediate points, see Ta	ble No.	1.
246	Ar Pleasant Hill	11.15	11.15
246	Lv Pleasant Hill	11.40	1.45
256	Lv Harrisonville	11.57	2.09
269	Lv Archie	.....	f 2.28
275	Lv Adrian	●12.26	f 2.38
284	Lv Butler	12.38	2.50
296	Ar Rich Hill	1.06	3.21
296	Lv Rich Hill		3.21
304	Lv Horton		f 3.35
314	Lv Nevada		4.15
321	Lv Milo		f 4.27
328	Lv Sheldon		f 4.38
333	Lv Irwin		f 4.48
339	Lv Lamar		5.03
350	Lv Jasper		f 5.23
361	Ar Carthage		5.37
361	Lv Carthage		6.30
372	Lv Webb City-Carterville		6.52
379	Ar JOPLIN		7.05
296	Lv Rich Hill	1.06	.....
305	Lv Metz	1.17	.....
314	Lv Richards, Mo.	1.27	.....
323	Ar Ft. Scott, Kan.	1.40	.....
323	Lv Ft. Scott, Kan.	1.50	.....
333	Lv Redfield	2.06	.....
338	Lv Uniontown	2.14	.....
346	Lv Bronson	2.25	.....
351	Lv Moran	2.34	.....
358	Lv La Harpe	2.46	.....
364	Lv Iola	3.05	.....
371	Lv Piqua	3.17	.....
380	Ar Durand	3.30	.....
380	Lv Durand	4.01	.....
383	Lv Yates Center	4.10	.....
391	Lv Batesville	f 4.20	.....
396	Lv Toronto	4.29	.....
404	Lv Neal	4.40	.....
417	Lv Eureka	5.03	.....
427	Lv Reece	5.16	.....
431	Lv Sallyards	f 5.26	.....
438	Lv Rosalia	5.38	.....
443	Lv Pontiac	f 5.45	.....
450	Lv Eldorado	6.08	.....
456	Lv Midian	f 6.19	.....
459	Lv Towanda	6.26	.....
465	Lv Benton	6.36	.....
470	Lv Greenwich	6.46	.....
481	Ar WICHITA	7.15	.....

Miles		420-20 Daily	332-232-14 Daily
0	Lv WICHITA	7.45	.....
11	Lv Greenwich	f 8.04	.....
16	Lv Benton	f 8.10	.....
22	Lv Towanda	f 8.17	.....
25	Lv Midian	f 8.21	.....
31	Lv Eldorado	8.31	.....
38	Lv Pontiac	.....	.....
43	Lv Rosalia	f 8.45	.....
50	Lv Sallyards	f 8.54	.....
54	Lv Reece	f 9.02	.....
64	Lv Eureka	9.17	.....
77	Lv Neal	f 9.34	.....
85	Lv Toronto	f 9.45	.....
90	Lv Batesville	.....	.....
98	Lv Yates Center	10.02	.....
101	Ar Durand	10.25	.....
101	Lv Durand	10.25	.....
110	Lv Piqua	★10.35	.....
117	Lv Iola	10.50	.....
123	Lv La Harpe	★10.57	.....
130	Lv Moran	★11.06	.....
135	Lv Bronson	★11.14	.....
143	Lv Uniontown	★11.24	.....
148	Lv Redfield	★11.32	.....
158	Ar Ft. Scott, Kan.	11.58	.....
158	Lv Ft. Scott, Kan.	12.08	.....
167	Lv Richards, Mo.	12.22	.....
176	Lv Metz	12.33	.....
185	Ar Rich Hill	12.45	.....
0	Lv JOPLIN	.....	12.30
7	Lv Webb City-Carterville	.....	12.41
16	Ar Carthage	.....	12.55
16	Lv Carthage	.....	12.55
27	Lv Jasper	.....	1.30
38	Lv Lamar	.....	1.48
44	Lv Irwin	.....	f 1.57
49	Lv Sheldon	.....	2.03
56	Lv Milo	.....	f 2.13
63	Lv Nevada	.....	2.35
73	Lv Horton	.....	f 2.46
81	Ar Rich Hill	.....	2.55
185	Lv Rich Hill	12.45	2.55
197	Lv Butler	1.03	3.21
206	Lv Adrian	★ 1.14	3.39
212	Lv Archie	★ 1.21	3.49
225	Lv Harrisonville	1.39	4.10
235	Ar Pleasant Hill	2.10	4.30
235	Lv Pleasant Hill	2.20	★ 4.45
For ti	me at Intermediate points, see Ta	ble No.	2.
481	Ar ST. LOUIS	7.47	10.05

TABLE 1-30-49 — 6 — WICHITA — COLORADO — UTAH — CALIFORNIA

Miles		411-11-15 Daily
0	Lv WICHITA	9.30
10	Lv Maize	f 9.48
14	Lv Colwich	f 9.53
19	Lv Andale	10.01
25	Lv Mt. Hope	10.11
32	Lv Haven	10.21
37	Lv Yoder	10.30
48	Lv HUTCHINSON	11.05
58	Lv Nickerson	f 11.21
66	Lv Sterling	11.32
75	Lv Lyons	11.46
88	Ar Geneseo	12.15
88	Lv Geneseo	1.32 3.45
122	Ar Hoisington (CT)	2.07 4.45
122	Lv Hoisington (MT)	1.15 4.07
461	Ar PUEBLO	6.45 11.35
	Via D. & R. G. W. R. R.	
461	Lv PUEBLO	6.55 3.30
505	Ar COLORADO SPRINGS (A. T. & S. F. Station)	7.45 4.30
580	Ar DENVER	9.25 6.30
461	Lv PUEBLO	12.05
506	Ar Royal Gorge	1.28
702	Ar Glenwood Springs	8.15
1087	Ar SALT LAKE CITY (MT)	7.30
	Via Western Pacific Ry.	
1087	Lv SALT LAKE CITY (MT)	8.30
1876	Ar Sacramento (PT)	4.05
1921	Ar Stockton	5.20
2007	Ar Oakland	7.55
2014	Ar SAN FRANCISCO	8.20

Miles		16-12-412 Daily
	Via Western Pacific Ry.	
0	Lv SAN FRANCISCO	6.00
7	Lv Oakland	6.45
93	Lv Stockton	9.15
138	Lv Sacramento (PT)	10.35
927	Ar SALT LAKE CITY (MT)	7.45
	Via D. & R. G. W. R. R.	
927	Lv SALT LAKE CITY (MT)	8.50
1312	Lv Glenwood Springs	7.30
1508	Lv Royal Gorge	1.56
1553	Ar PUEBLO	3.10
0	Lv DENVER	4.10 8.50
75	Lv COLORADO SPRINGS (D. & R. G. W. Station)	5.50 10.47
119	Ar PUEBLO	6.40 11.45
1553	Ar PUEBLO (Mo. Pac.)	6.50 3.50
1892	Ar Hoisington (MT)	12.02 10.24
1892	Ar Hoisington (CT)	1.12 11.40
1926	Ar Geneseo	1.51 12.30
1926	Lv Geneseo	4.00
1939	Lv Lyons	4.27
1948	Lv Sterling	4.42
1956	Lv Nickerson	4.55
1966	Lv HUTCHINSON	5.25
1977	Lv Yoder	5.40
1982	Lv Haven	5.52
1989	Lv Mt. Hope	6.04
1995	Lv Andale	6.15
2000	Lv Colwich	6.25
2004	Lv Maize	6.35
2014	Ar WICHITA	7.00

f—Stops on signal.
★—Stops to receive or discharge revenue passengers.
■—Stops to receive revenue passengers.
●—Stops to discharge revenue passengers.

TABLE 10-31-48 **7**

JEFFERSON CITY — MARSHALL

MOTOR TRAIN

Miles		33 Daily
0	Lv Jefferson City	8.15
8	Lv McKinney	f
13	Lv Marion	f 8.40
18	Lv Sandy Hook	8.50
25	Lv Lupus	f 9.05
31	Lv Woolridge	9.15
35	Lv Overton	f 9.23
39	Lv Merna	f 9.30
45	Lv Boonville	9.45
61	Lv Blackwater	10.15
64	Lv Nelson	10.20
69	Lv Napton	f10.30
78	Ar MARSHALL	11.00

MOTOR TRAIN

Miles		34 Daily
0	Lv MARSHALL	1.30
9	Lv Napton	2.00
14	Lv Nelson	2.10
17	Lv Blackwater	2.20
33	Lv Boonville	2.55
39	Lv Merna	f 3.10
43	Lv Overton	f 3.18
47	Lv Woolridge	3.25
53	Lv Lupus	3.35
60	Lv Sandy Hook	f 3.50
65	Lv Marion	f 4.00
70	Lv McKinney	f
78	Ar Jefferson City	4.30

TABLE 5-20-49 **8**

MARSHALL — LEXINGTON — KANSAS CITY

Via Missouri Pacific Bus Lines

Miles		Bus Daily Ex. Sun. & Holidays	Bus Daily	Bus Daily Ex. Sun. & Holidays
0	Lv MARSHALL	.....	8.30	10.45
40	Lv Lexington	6.30	9.35	11.50
47	Lv Wellington	6.42	9.47	12.02
51	Lv Napoleon	6.48	9.53	12.08
55	Lv Levasy	6.54	9.59	12.14
59	Lv Buckner	7.00	10.05	12.20
72	Lv Independence	7.20	10.25	12.40
82	Ar KANSAS CITY	7.50	10.50	1.05

Miles		Bus Daily	Bus Daily Ex. Sun. & Holidays	Bus Daily Ex. Sun. & Holidays
0	Lv KANSAS CITY	8.00	5.15	5.30
10	Lv Independence	8.25	5.45	6.00
23	Lv Buckner	8.45	6.05	6.20
27	Lv Levasy	8.51	6.11	6.26
31	Lv Napoleon	8.57	6.17	6.32
35	Lv Wellington	9.03	6.23	6.38
42	Lv Lexington	9.25	6.45	6.50
82	Ar MARSHALL	10.25	7.45	.....

TABLE 5-20-49 **9**

JEFFERSON CITY — BAGNELL DAM — SPRINGFIELD

Via Missouri Pacific Bus Lines

Miles		Bus Daily	Bus Daily	Bus Daily
0	Lv JEFFERSON CITY	9.30	12.55	6.05
31	Lv Eldon	10.15	2.00	7.00
44	Lv Bagnell Dam	10.35	2.25	7.25
60	Lv Linn Creek	11.01	2.51	7.51
63	Lv Camdenton	11.10	3.00	8.00
88	Ar Lebanon	11.45	3.35	8.35
144	Ar SPRINGFIELD	1.15	5.10	10.10

Miles		Bus Daily	Bus Daily	Bus Daily
0	Lv SPRINGFIELD	7.00	1.25	5.30
56	Lv Lebanon	8.30	2.55	7.05
81	Lv Camdenton	9.10	3.30	7.40
84	Lv Linn Creek	9.16	3.36	7.46
100	Lv Bagnell Dam	9.45	4.05	8.15
113	Lv Eldon	10.05	4.25	8.35
144	Ar JEFFERSON CITY	10.50	5.10	9.20

TABLE 2-14-49 **10**

ST. JOSEPH — ATCHISON

Via Missouri Pacific Bus Lines — Rail Tickets Honored

Miles		Bus Daily	Bus Daily	Bus Daily
0	Lv ST. JOSEPH	9.45	2.00	4.45
24	Ar ATCHISON	10.30	2.40	5.30

Miles		Bus Daily	Bus Daily	Bus Daily
0	Lv ATCHISON	11.00	3.35	7.00
24	Ar ST. JOSEPH	11.45	4.20	7.45

TABLE 10-31-48 **11**

CAIRO AND POPLAR BLUFF

Miles		Bus Daily	Bus Daily	Bus Daily	Bus Daily	891 Frt. Ex. Sun.
.....	Lv CAIRO	7.00	10.15	2.30	6.55	.....
.....	Ar Charleston	7.40	10.55	3.10	7.30	.....
0	Lv Charleston	7.40	10.55	3.10	7.30	12.45
5	Lv Bertrand	7.55	11.10	3.25	7.45	12.59
15	Lv Sikeston	8.15	11.35	3.45	8.10	1.30
19	Lv Morehouse	8.25	11.45	3.55	8.20	1.45
25	Lv Gray Ridge	8.33	11.53	4.03	8.28	f1.56
29	Lv Essex	8.41	12.01	4.11	8.36	2.10
35	Lv Dexter	9.00	12.20	4.30	8.55	3.05
48	Lv Fisk	9.27	12.47	4.57	9.22	3.35
50	Lv Ash Hill	.....	.....	.....	.....	.....
59	Ar Poplar Bluff	9.45	1.05	5.20	9.45	4.10

Miles		Bus Daily	Bus Daily	Bus Daily	Bus Daily	890 Frt. Ex. Sun.
0	Lv Poplar Bluff	7.00	11.00	3.45	7.15	7.00
9	Lv Ash Hill	.....	.....	.....	.....	.....
11	Lv Fisk	7.18	11.18	4.05	7.33	7.30
24	Lv Dexter	7.45	11.45	4.35	8.00	8.00
30	Lv Essex	8.05	12.05	4.55	8.20	9.20
34	Lv Gray Ridge	8.13	12.13	5.03	8.28	f9.30
40	Lv Morehouse	8.20	12.20	5.11	8.36	9.45
44	Lv Sikeston	8.36	12.35	5.26	8.50	10.15
54	Lv Bertrand	8.50	12.50	5.40	9.05	10.30
59	Ar Charleston	9.10	1.05	6.00	9.25	10.45
.....	Lv Charleston	9.10	1.05	6.00	9.25	.....
.....	Ar CAIRO	9.50	1.55	6.45	10.00	.....

TABLE 10-31-48 **11-A**

NEELYVILLE, NAYLOR, DONIPHAN

Miles		897 Mixed Ex. Sun.
0	Lv NEELYVILLE	1.30
6	Ar NAYLOR	1.45
20	Ar DONIPHAN	3.00

Miles		898 Mixed Ex. Sun
0	Lv DONIPHAN	9.40
14	Lv NAYLOR	10.30
20	Ar NEELYVILLE	11.30

COACH SEATS RESERVED TO MEXICO CITY



On The SUNSHINE SPECIAL

YOU CAN enjoy the fascinating thrills of foreign travel without too great a s-t-r-e-t-c-h for your vacation budget. Missouri Pacific now provides through coach as well as sleeping car service between San Antonio and Mexico City daily on *The Sunshine Special*. Your coach seat is reserved at no extra cost, going and returning, and it's roomy, reclining, soft-cushioned. You'll be sure of a restful, pleasing journey all the way.

You ride the streamlined *Texas Eagle* from St. Louis or Memphis to San Antonio, with a choice of reclining seat coach and roomette or bedroom Pullman accommodations. At San Antonio you transfer to your reserved coach seat or sleeping car space aboard *The Sunshine Special*. Returning, the service is the same, *The Sunshine Special* again making direct connections at San Antonio with the northbound *Texas Eagle*.

Let us help you plan a low-cost coach cruise-by-rail to Mexico. Call on the nearest Missouri Pacific representative for complete information, or write . . .

R. J. McDERMOTT
General Passenger Traffic Manager
1601 Missouri Pacific Building
St. Louis 3, Mo.

TABLE 12 — ST. LOUIS — KANSAS CITY — ATCHISON — STOCKTON — LENORA

9-19-48

Miles		19-119-519-619 Daily
0	Lv ST. LOUIS	5.00
279	Ar KANSAS CITY	12.15
0	Lv KANSAS CITY	12.40
3	Lv Kansas City, Kan.	.....
28	Lv Leavenworth	1.35
30	Lv Ft. Leavenworth	1.42
49	Ar Atchison	2.20
49	Lv Atchison	2.45
61	Lv Farmington	f 3.12
66	Lv Effingham	3.22
73	Lv Muscotah	3.35
80	Lv Whiting	3.46
85	Lv Netawaka	4.00
91	Lv Wetmore	4.14
98	Lv Goff	4.25
104	Lv Corning	4.39
111	Lv Centralia	4.55
119	Lv Vermillion	5.07
122	Lv Vleits	5.12
127	Lv Frankfort	5.33
130	Lv Barrett	f 5.40
134	Lv Bigelow	5.46
140	Lv Irving	6.00
144	Lv Blue Rapids	6.08
149	Lv Waterville	6.16
156	Lv Barnes	6.28
162	Lv Greenleaf	6.41
169	Lv Linn	6.52
173	Lv Palmer	7.01
182	Lv Clifton	7.15
189	Lv Clyde	7.29
192	Lv Ames	7.35
203	Ar Concordia	8.00
203	Lv Concordia	8.25
208	Lv Yuma	f 8.34
214	Lv Jamestown	8.43
221	Lv Scottsville	8.55
232	Lv Beloit	9.25
237	Lv Solomon Rapids	9.33
244	Lv Glen Elder	9.43
251	Lv Cawker City	9.53
257	Ar Downs	10.05
257	Lv Downs	10.55
266	Lv Portis	11.15
271	Lv Harlan	11.25
276	Lv Gaylord	11.34
281	Lv Cedar	11.48
286	Lv Claudell	11.59
291	Lv Kirwin	12.11
302	Lv Glade	12.35
308	Lv Speed	12.49
317	Lv Logan	1.08
327	Lv Densmore	1.29
331	Lv Edmond	1.45
341	Ar LENORA	2.15

MOTOR TRAIN

Miles		620-510-110-10 Daily
0	Lv LENORA	7.00
10	Lv Edmond	7.20
14	Lv Densmore	7.30
24	Lv Logan	7.50
33	Lv Speed	8.08
39	Lv Glade	8.20
50	Lv Kirwin	8.43
55	Lv Claudell	8.53
60	Lv Cedar	9.01
65	Lv Gaylord	9.10
70	Lv Harlan	9.18
75	Lv Portis	9.27
84	Ar Downs	10.00
84	Lv Downs	12.45
90	Lv Cawker City	12.55
97	Lv Glen Elder	1.07
104	Lv Solomon Rapids	1.18
109	Lv Beloit	1.30
120	Lv Scottsville	1.47
127	Lv Jamestown	1.59
133	Lv Yuma	f 2.09
138	Ar Concordia	2.20
138	Lv Concordia	2.30
149	Lv Ames	2.50
152	Lv Clyde	2.55
159	Lv Clifton	3.05
168	Lv Palmer	3.20
172	Lv Linn	3.30
179	Lv Greenleaf	3.45
185	Lv Barnes	3.56
192	Lv Waterville	4.10
197	Lv Blue Rapids	4.18
201	Lv Irving	4.25
207	Lv Bigelow	4.39
211	Lv Barrett	f 4.46
214	Lv Frankfort	4.55
219	Lv Vleits	5.04
222	Lv Vermillion	5.12
230	Lv Centralia	5.25
237	Lv Corning	5.40
243	Lv Goff	5.50
250	Lv Wetmore	6.03
256	Lv Netawaka	6.12
261	Lv Whiting	6.22
268	Lv Muscotah	6.36
275	Lv Effingham	6.50
280	Lv Farmington	f 6.58
292	Ar Atchison	7.30
292	Lv Atchison	8.00
311	Lv Ft. Leavenworth	8.25
313	Lv Leavenworth	8.35
338	Lv Kansas City, Kan.	★ 9.10
341	Ar KANSAS CITY	9.20
341	Lv KANSAS CITY	1.20
620	Ar ST. LOUIS	7.47

MOTOR TRAIN

TABLE 13 — COFFEYVILLE — DEXTER — ARKANSAS CITY

2-27-49

Miles		718-719 Daily
0	Lv COFFEYVILLE	7.30
5	Lv Dearing	7.40
12	Lv Tyro	7.53
19	Lv Caney	8.05
24	Lv Niotaze	8.15
30	Lv Peru	8.25
36	Lv Sedan	8.37
49	Lv Wauneta	9.04
58	Lv Cedar Vale	9.23
67	Lv Hooser	f 9.45
74	Lv Dexter, Kan.	10.00
90	Lv Silverdale	10.30
99	Ar Arkansas City, Kan.	10.50

Miles		720-717 Daily
0	Lv Arkansas City, Kan.	1.30
9	Lv Silverdale	1.49
25	Lv Dexter	2.20
32	Lv Hooser	f 2.35
46	Lv Cedar Vale	2.55
50	Lv Wauneta	f 3.11
63	Lv Sedan	3.42
69	Lv Peru	3.52
75	Lv Niotaze	4.02
80	Lv Caney	4.15
87	Lv Tyro	4.28
94	Lv Dearing	4.40
99	Ar COFFEYVILLE	4.50

▲—Via bus, rail tickets honored. Mail and express handled by truck.
f—Stops on signal.
★—Stops to receive or discharge revenue passengers.

TABLE 14 — KANSAS CITY — JOPLIN — LITTLE ROCK — MEMPHIS

10-31-48

Miles		210 221 222 Daily
0	Lv KANSAS CITY	11.59
10	Lv Independence	12.25
23	Lv Lee's Summit	12.45
28	Lv Greenwood	f12.52
34	Ar Pleasant Hill	1.10
34	Pleasant Hill	1.45
44	Lv Harrisonville	2.09
57	Lv Archie	f 2.28
63	Lv Adrian	f 2.38
68	Lv Passaic	f 2.45
72	Lv Butler	2.50
84	Lv Rich Hill	3.21
93	Lv Horton	f 3.35
103	Lv Nevada	4.15
109	Lv Milo	f 4.27
116	Lv Sheldon	f 4.38
121	Lv Irwin	f 4.48
127	Lv Lamar	5.03
139	Lv Jasper	f 5.23
149	Ar Carthage	5.37
149	Lv Carthage	6.30
160	Lv Webb City	6.52
167	Ar JOPLIN	7.05
0	Lv JOPLIN	▲ 5.15
7	Lv Webb City	▲ 5.30
18	Ar Carthage	▲ 6.00
149	Lv Carthage	6.15
164	Lv La Russell	f 6.36
170	Lv Stott's City	f 6.44
178	Lv Hoberg	f 6.54
188	Lv Aurora	7.14
199	Lv Crane	7.45
.....	Ar Springfield — Mixed Train Daily Ex. Su.	2.20
209	Lv Galena	8.02
216	Lv Reeds Spring	8.15
230	Lv Branson	8.39
232	Lv Hollister	8.45
245	Lv Cricket	9.05
262	Lv Bergman	9.31
269	Lv Zinc	f 9.40
274	Lv Pyatt	9.51
285	Lv Yellville	10.08
291	Lv Flippin	10.18
296	Ar Cotter	10.30
296	Lv Cotter	10.42
307	Lv Buffalo	f10.57
320	Lv Norfork	11.15
336	Lv Calico Rock	11.34
337	Lv Creswell	f11.43
343	Lv Boswell	f11.50
347	Lv Mt. Olive	f11.56
352	Lv Sylamore	12.05
365	Lv Guion	12.27
378	Lv O'Neal	f12.45
384	Lv Earnheart	.....
391	Lv Batesville	1.35
396	Lv Moorefield	f 1.46
401	Lv Sulphur Rock	1.56
407	Lv Newark	2.08
412	Lv Paroquet	f 2.15
418	Lv Diaz	f 2.27
421	Ar Newport	2.35
		Tr. 3
421	Lv Newport	3.10
505	Ar LITTLE ROCK	5.45
421	Lv Newport	2.50
470	Ar Bald Knob	3.33
470	Lv Bald Knob	3.45
460	Lv New Augusta	4.05
469	Lv McCrory	4.17
492	Lv Wynne	4.55
507	Lv Parkin	5.15
512	Lv Earle	5.25
521	Lv Crawfordsville	5.41
539	Ar MEMPHIS	6.20

Miles		231 232 211 Daily
0	Lv MEMPHIS	1.00
18	Lv Crawfordsville	1.29
27	Lv Earle	1.42
32	Lv Parkin	1.50
47	Lv Wynne	2.15
70	Lv McCrory	2.49
79	Lv New Augusta	3.06
98	Ar Bald Knob	3.35
89	Lv Bald Knob	3.50
118	Ar Newport	4.30
		Tr. 26
0	Lv LITTLE ROCK	2.00
84	Ar Newport	4.00
118	Lv Newport	5.30
121	Lv Diaz	f 5.33
127	Lv Paroquet	f 5.42
132	Lv Newark	5.47
138	Lv Sulphur Rock	f 5.58
143	Lv Moorefield	f 6.05
148	Lv Batesville	6.30
155	Lv Earnheart	.....
161	Lv O'Neal	f 6.50
174	Lv Guion	7.10
187	Lv Sylamore	7.28
192	Lv Mt. Olive	f 7.34
196	Lv Boswell	f 7.40
202	Lv Creswell	f 7.47
203	Lv Calico Rock	7.54
219	Lv Norfork	8.14
232	Lv Buffalo	f 8.31
243	Ar Cotter	8.45
243	Lv Cotter	8.55
248	Lv Flippin	9.05
254	Lv Yellville	9.16
265	Lv Pyatt	9.32
270	Lv Zinc	f 9.40
277	Lv Bergman	9.50
294	Lv Cricket	10.18
307	Lv Hollister	10.38
309	Lv Branson	10.48
323	Lv Reeds Spring	11.08
330	Lv Galena	11.19
.....	Lv Springfield — Mixed Train Daily Ex. Su.	10.00
331	Lv Crane	11.36
342	Lv Aurora	11.57
352	Lv Hoberg	f12.15
360	Lv Stott's City	★12.25
366	Lv La Russell	★12.33
390	Ar Carthage	12.55
390	Lv Carthage	▲ 1.10
401	Ar Webb City	▲ 1.30
408	Ar JOPLIN	▲ 1.50
0	Lv JOPLIN	12.30
11	Lv Webb City	12.41
18	Ar Carthage	12.55
390	Lv Carthage	12.55
400	Lv Jasper	1.30
412	Lv Lamar	1.48
418	Lv Irwin	f 1.57
423	Lv Sheldon	2.03
430	Lv Milo	f 2.13
436	Lv Nevada	2.35
446	Lv Horton	f 2.46
455	Lv Rich Hill	2.55
467	Lv Butler	3.21
471	Lv Passaic	f 3.28
476	Lv Adrian	3.39
482	Lv Archie	3.49
495	Lv Harrisonville	4.10
505	Ar Pleasant Hill	4.30
505	Lv Pleasant Hill	4.50
511	Lv Greenwood	f 4.57
516	Lv Lee's Summit	5.10
529	Lv Independence	5.35
539	Ar KANSAS CITY	6.15

Travel Now **PAY LATER** RAIL TRAVELOAN SERVICE provides ready cash for all travel expenses. Consult your ticket agent for complete details.

TABLE 15
2-27-49

KANSAS CITY — WICHITA — LITTLE ROCK — NEW ORLEANS

Miles			125-101 Daily	15-117-103 Daily
0	Lv	KANSAS CITY	.....	8.30
6	Lv	Centropolis	.....	.....
9	Lv	Leeds	.....	.....
16	Lv	Dodson	.....	8.59
23	Lv	Martin City, Mo.	.....	f 9.10
32	Lv	Stillwell, Kan.	.....	f 9.24
37	Lv	Bucyrus	.....	f 9.35
42	Lv	Chiles	.....	.....
44	Lv	Wagstaff	.....	.....
52	Lv	Paola	.....	9.55
59	Ar	Osawatomie	.....	10.25
59	Lv	Osawatomie	.....	10.40
68	Lv	Lane	.....	★10.52
74	Lv	Greeley	.....	★10.58
83	Lv	Garnett	.....	11.12
100	Lv	Westphalia	.....	★11.30
110	Lv	Le Roy	.....	★11.44
124	Ar	Durand	.....	12.20
0	Lv	Durand	.....	4.01
For Schedules at Intermediate Points, see Table No. 5.				
101	Ar	WICHITA	.....	7.15
0	Lv	WICHITA	.....	7.45
101	Ar	Durand	.....	10.25
124	Lv	Durand	.....	12.20
140	Lv	Buffalo	.....	★12.38
144	Lv	Roper	.....	.....
147	Lv	Benedict	.....	.....
156	Lv	Altoona	.....	★1.00
164	Lv	Neodesha	.....	1.08
178	Lv	Independence	.....	1.40
197	Ar	Coffeyville	.....	2.20
197	Lv	Coffeyville	.....	2.35
200	Lv	S.Coffeyville,Okla.	.....	.....
210	Lv	Lenapah	.....	2.56
215	Lv	Delaware	.....	3.05
220	Lv	Nowata	.....	3.17
232	Lv	Talala	.....	3.35
238	Lv	Oologah	.....	3.44
250	Lv	Claremore	.....	4.15
263	Lv	Inola	.....	4.30
271	Lv	Neodesha	.....	.....
278	Lv	Wagoner	.....	5.05
287	Lv	Okay	.....	5.15
292	Lv	Fort Gibson	.....	5.23
303	Lv	Braggs	.....	5.38
314	Lv	Gore	.....	5.52
323	Lv	Vian	.....	6.07
334	Lv	Sallisaw	.....	6.20
340	Lv	Hanson	.....	.....
347	Lv	Muldrow	.....	6.41
352	Lv	Roland	.....	f 6.46
356	Ar	Greenwood Jct.	.....	.....
361	Ar	FORT SMITH	.....	7.05
361	Lv	FORT SMITH	4.35	7.20
356	Lv	Greenwood Jct.	.....	.....
366	Ar	Van Buren	4.51	7.36
375	Lv	Alma	5.22	8.12
385	Lv	Mulberry	.....	.....
400	Lv	Ozark	5.54	8.43
408	Lv	Alix	.....	★8.53
413	Lv	Hartman	.....	f 9.03
423	Lv	Clarksville	6.30	9.17
429	Lv	Lamar	.....	f 9.27
449	Lv	Russellville	7.25	10.00
461	Lv	Atkins	7.41	10.20
475	Lv	Morrilton	8.05	10.40
494	Lv	Conway	8.35	11.10
521	Lv	Levy	.....	.....
525	Ar	LITTLE ROCK	9.35	11.59
525	Lv	LITTLE ROCK	▲ 1.00	▲1.05
578	Ar	HOT SPRINGS	▲ 2.30	▲3.20
525	Lv	LITTLE ROCK	2.30	3.30
673	Ar	MEMPHIS	6.30	7.00
525	Lv	LITTLE ROCK	1.30	6.00
568	Lv	PINE BLUFF	2.40	7.15
627	Ar	McGehee	3.50	8.35
720	Ar	MONROE	6.35	11.35
817	Ar	ALEXANDRIA	8.55	2.05
1012	Ar	NEW ORLEANS	7.05	7.25

Miles			116-124 Daily	116 Daily
0	Lv	NEW ORLEANS	8.05	8.05
195	Lv	ALEXANDRIA	1.55	1.55
292	Lv	MONROE	4.25	4.25
385	Lv	McGehee	7.10	7.10
444	Lv	PINE BLUFF	8.30	8.30
487	Ar	LITTLE ROCK	9.40	9.40
0	Lv	MEMPHIS	8.00	8.00
150	Ar	LITTLE ROCK	11.05	11.05
0	Lv	HOT SPRINGS	1.45	▲7.10
54	Ar	LITTLE ROCK	3.00	▲9.05
487	Lv	LITTLE ROCK	4.00	11.20
491	Lv	Levy	.....	.....
518	Lv	Conway	4.40	12.01
537	Lv	Morrilton	5.02	12.23
551	Lv	Atkins	5.27	.....
563	Lv	Russellville	5.50	1.05
583	Lv	Lamar	f 6.20	.....
589	Lv	Clarksville	6.30	1.43
599	Lv	Hartman	.....	.....
604	Lv	Alix	★6.59	.....
612	Lv	Ozark	7.15	2.19
627	Lv	Mulberry	f 7.40	.....
637	Lv	Alma	f 8.00	.....
646	Lv	Van Buren	8.40	3.15
656	Ar	Greenwood Jct.	f 8.50	.....
651	Ar	FORT SMITH	9.00	3.35
651	Lv	FORT SMITH	9.20	.....
656	Lv	Greenwood Jct.	f 9.30	.....
660	Lv	Roland, Okla.	f 9.37	.....
665	Lv	Muldrow	9.45	.....
672	Lv	Hanson	f 9.55	.....
678	Lv	Sallisaw	10.05	.....
689	Lv	Vian	10.20	.....
698	Lv	Gore	10.35	.....
709	Lv	Braggs	10.47	.....
720	Lv	Fort Gibson	11.05	.....
725	Lv	Okay	f11.12	.....
734	Lv	Wagoner	11.30	.....
741	Lv	Neodesha	f11.38	.....
749	Lv	Inola	11.48	.....
762	Lv	Claremore	12.15	.....
774	Lv	Oologah	f12.34	.....
780	Lv	Talala	f12.43	.....
792	Lv	Nowata	1.03	.....
797	Lv	Delaware	f 1.10	.....
802	Lv	Lenapah	f 1.18	.....
812	Lv	S.Coffeyville	.....	.....
815	Ar	Coffeyville, Kan.	1.45	.....
815	Lv	Coffeyville, Kan.	2.00	.....
834	Lv	Independence	2.21	.....
848	Lv	Neodesha	3.00	.....
856	Lv	Altoona	★3.10	.....
865	Lv	Benedict	.....	.....
868	Lv	Roper	.....	.....
872	Lv	Buffalo	★3.31	.....
888	Ar	Durand	4.00	.....
888	Lv	Durand	4.01	.....
989	Ar	WICHITA	7.15	.....
0	Lv	WICHITA	7.45	.....
For Schedules at Intermediate Points, see Table No. 5.				
101	Ar	Durand	10.25	.....
888	Lv	Durand	4.00	.....
892	Lv	Le Roy	★4.21	.....
912	Lv	Westphalia	★4.36	.....
929	Lv	Garnett	5.02	.....
938	Lv	Greeley	★5.14	.....
944	Lv	Lane	★5.25	.....
953	Ar	Osawatomie	5.40	.....
953	Lv	Osawatomie	6.20	.....
960	Lv	Paola	6.29	.....
968	Lv	Wagstaff	.....	.....
970	Lv	Chiles	.....	.....
975	Lv	Bucyrus	f 6.53	.....
980	Lv	Stillwell, Kan.	f 7.02	.....
989	Lv	Martin City, Mo.	f 7.17	.....
996	Lv	Dodson	7.31	.....
1003	Lv	Leeds	.....	.....
1006	Lv	Centropolis	.....	.....
1012	Ar	KANSAS CITY	8.10	.....

f—Stops on signal.
★—Stops to receive or discharge revenue passengers.
▲—Via Missouri Pacific Bus Lines-rail tickets honored.—Corpse cannot be handled.



1 "We want the best possible transportation service at the lowest possible cost, so operated as to be fair to owners, managers, workers, investors, and users alike.

2 "We want transportation to be constructively competitive. We oppose domination of any of our affairs by Big Business monopoly, by Big Labor control, or by Big Government rule.

3 "We want transportation to be privately owned and managed, just as we want all American enterprise to be privately operated.

4 "We play no favorites between modes of transportation, because all have their place.

5 "We want no undue regulation by government, and when regulation is required, we want it as simple and workable as public interest permits.

6 "We believe modernized national transportation policy is essential to achieve these aims.

7 "We seek clearer understanding of the need, better grasp of the problem, and a deeper appreciation of the interdependence of all segments of our system."

The aims and principles of the Transportation Association of America, as defined above, merit the serious consideration and active support of everyone concerned with our nation's transportation.

TABLE 1-23-49 **16**

ST. LOUIS — MEMPHIS — LITTLE ROCK AND LOUISIANA

Miles		3-103 Daily	31-131 Daily		7 Daily
0	Lv ST. LOUIS	7.22	5.35	.....	12.45
349	Ar LITTLE ROCK	5.45	1.05	.....	10.30
0	Lv MEMPHIS	4.00	8.30	.....	8.00
149	Ar LITTLE ROCK	Via McGehee	11.45	.....	11.05
0	Lv HOT SPRINGS	1.45	8.00	.....	▲10.40
54	Ar LITTLE ROCK	3.00	9.45	.....	▲12.10
0	Lv LITTLE ROCK	6.00	1.30	▲9.15	▲12.35
6	Lv Sweet Home	.....		f	f
13	Lv Wrightsville	.....		9.40	1.25
18	Lv Woodson	.....		9.51	1.36
24	Lv Redfield	.....	*Special*	10.03	1.48
29	Lv Jefferson Springs	.....		f	f
34	Lv Dexter	.....		f	f
43	Lv PINE BLUFF	7.15	2.40	▲10.40	2.35
53	Lv Noble Lake	.....		.....	2.50
57	Lv Moscow	.....		.....	f
65	Lv Grady	7.41	*Sun-shine*	.....	3.07
70	Lv Varner	.....		.....	f
75	Lv Gould	7.55		.....	3.21
83	Lv Dumas	8.07	★3.26	.....	3.35
86	Lv Pickens	.....		.....	f
91	Lv Winchester	.....		.....	3.55
95	Lv Tillar	.....		.....	4.04
102	Ar McGehee	8.35	3.50	.....	4.15
102	Lv McGehee	8.50	4.05	.....	4.40
110	Ar Dermott	9.10	4.19	.....	5.00
119	Lv Jerome	.....		.....	f
121	Lv Boydell	.....		.....	f
126	Lv Montrose	9.35	4.45	.....	5.35
130	Lv Portland	★ 9.42		.....	5.43
139	Lv Parkdale	★ 9.52		.....	5.57
143	Lv Wilmot	9.58		.....	6.15
151	Lv Jones, La.	.....	*La.*	.....	6.30
155	Lv Bonita	★10.14		.....	6.37
161	Lv Galion	.....		.....	f
167	Lv Mer Rouge	10.30	★ 5.32	.....	6.56
175	Lv Collinston	10.50	5.50	.....	
195	Ar MONROE	11.35	6.35	.....	▲ 8.00
.....	Lv MONROE	.....	▲ 7.45	.....	.....
.....	Ar NATCHEZ	.....	▲10.55	.....	.....
195	Lv MONROE	11.35	6.35	.....	.....
224	Lv Columbia	★12.17	★ 7.13	.....	.....
229	Lv Grayson	★ 12.24	.....	.....	.....
231	Lv Clarks	★12.30	7.29	.....	.....
247	Lv Urania	.....	.....	.....	.....
250	Lv Tullos	.....	.....	.....	.....
255	Lv Georgetown	1.10	8.03	.....	.....
275	Lv Pollock	.....	.....	.....	.....
281	Lv Simms	.....	.....	.....	.....
293	Ar ALEXANDRIA	2.05	8.55	.....	.....
293	Lv ALEXANDRIA	2.45		.....	.....
324	Lv Bunkie	3.29		.....	.....
358	Lv Melville	.....		.....	.....
397	Lv Addis	4.54		.....	.....
402	Lv Plaquemine	5.04		.....	.....
412	Lv White Castle	.....		.....	.....
423	Lv Donaldsonville	5.30		.....	.....
476	Lv Avondale	6.30		.....	.....
487	Ar NEW ORLEANS (Thalia & Annunciation)	7.25		.....	.....
293	Lv ALEXANDRIA	.....	9.20	.....	.....
304	Lv Woodworth	.....	9.43	.....	.....
310	Lv Bringhurst	.....	f 9.51	.....	.....
312	Lv Forest Hill	.....	9.56	.....	.....
315	Lv Long Leaf	.....	10.01	.....	.....
318	Lv Glenmora	.....	10.08	.....	.....
330	Lv Oakdale	.....	10.25	.....	.....
344	Lv Oberlin	.....	10.47	.....	.....
355	Ar Kinder	.....	11.12	.....	.....
355	Lv Kinder	.....	11.12	.....	.....
365	Lv Fenton	.....	f11.26	.....	.....
391	Ar LAKE CHARLES	.....	12.15	.....	.....
355	Lv Kinder	.....	1.10	.....	.....
549	Ar NEW ORLEANS (Union Station)	.....	7.05	.....	.....
355	Lv Kinder	.....	2.00	.....	.....
438	Ar BEAUMONT	.....	4.05	.....	.....
528	Ar HOUSTON	.....	6.35	.....	.....

Miles		132-32 Daily	116-8 Daily	8 Daily	Bus Daily
0	Lv NEW ORLEANS (Union Station)	8.10	.....	.....	.....
194	Ar Kinder	1.50	.....	.....	.....
0	Lv HOUSTON	8.30	.....	.....	.....
90	Lv BEAUMONT	10.50			
173	Ar Kinder	1.10	.....	.....	.....
0	Lv LAKE CHARLES	1.05	.....	.....	.....
26	Lv Fenton	f 1.42	.....	.....	.....
36	Ar Kinder	1.55	.....	.....	.....
36	Lv Kinder	2.10	.....	.....	.....
47	Lv Oberlin	2.25	.....	.....	.....
61	Lv Oakdale	2.45	.....	.....	.....
73	Lv Glenmora	3.03	.....	.....	.....
76	Lv Long Leaf	3.07	.....	.....	.....
79	Lv Forest Hill	3.14	.....	.....	.....
81	Lv Bringhurst	f 3.19	.....	.....	.....
87	Lv Woodworth	3.29	.....	.....	.....
98	Ar ALEXANDRIA	4.00	.....	.....	.....
0	Lv NEW ORLEANS (Thalia & Annunciation)		8.05	.....	.....
11	Lv Avondale		9.10	.....	.....
64	Lv Donaldsonville		10.10	.....	.....
75	Lv White Castle		10.24	.....	.....
85	Lv Plaquemine		10.42	.....	.....
90	Lv Addis		10.54	.....	.....
129	Lv Melville		.....	.....	.....
163	Lv Bunkie		12.27	.....	.....
194	Ar ALEXANDRIA		1.15	.....	.....
98	Lv ALEXANDRIA	4.15	1.55	.....	.....
110	Lv Simms	.....	.....	.....	.....
116	Lv Pollock	.....	.....	.....	.....
136	Lv Georgetown	5.08	2.49	.....	.....
141	Lv Tullos	.....	.....	.....	.....
144	Lv Urania	.....	.....	.....	.....
160	Lv Clarks	5.44	3.24	.....	.....
162	Lv Grayson	.....	.....	.....	.....
167	Lv Columbia	.....	★ 3.35	.....	.....
196	Ar MONROE	6.45	4.25	.....	.....
.....	Lv NATCHEZ	▲ 1.20	.....	.....	7.15
.....	Ar MONROE	▲ 4.30	.....	.....	10.25
196	Lv MONROE	6.45	4.25	.....	10.45
216	Lv Collinston	7.20	5.00	.....	.....
224	Lv Mer Rouge	★ 7.30	.....	.....	11.53
230	Lv Galion	.....	.....	.....	f
236	Lv Bonita	.....	.....	.....	12.12
240	Lv Jones, La.	.....	.....	.....	12.17
248	Lv Wilmot, Ark.	.....	★ 5.47	.....	12.44
252	Lv Parkdale	.....	★ 5.54	.....	12.53
261	Lv Portland	.....	★ 6.04	.....	1.07
265	Lv Montrose	8.19	6.11	.....	1.15
270	Lv Boydell	.....	.....	.....	f
272	Lv Jerome	.....	.....	.....	f
281	Ar Dermott	8.42	6.40	.....	1.45
289	Ar McGehee	8.55	7.00	.....	2.05
289	Lv McGehee	9.05	7.10	.....	2.20
296	Lv Tillar	.....	.....	.....	2.30
300	Lv Winchester	.....	.....	.....	2.37
305	Lv Pickens	.....	.....	.....	f
308	Lv Dumas	★ 9.30	7.34	.....	2.55
316	Lv Gould		7.45	.....	3.07
321	Lv Varner	*Sun-shine Special*	.....	.....	f
326	Lv Grady		7.59	.....	3.20
334	Lv Moscow		.....	.....	f
338	Lv Noble Lake		.....	.....	3.35
348	Lv PINE BLUFF	10.25	8.30	▲12.55	3.50
357	Lv Dexter		★ 8.48	1.14	4.20
362	Lv Jefferson Springs		.....	f	f
367	Lv Redfield	*La.*	.....	1.32	4.37
373	Lv Woodson		.....	1.44	4.49
378	Lv Wrightsville		.....	1.55	5.00
385	Lv Sweet Home		.....	f	f
391	Ar LITTLE ROCK	11.35	9.40	▲2.30	5.25
391	Lv LITTLE ROCK	2.30	11.20	▲3.00	7.45
445	Ar HOT SPRINGS	4.00	12.45	▲4.50	9.35
391	Lv LITTLE ROCK	2.30	Via McGehee	▲3.00	7.00
540	Ar MEMPHIS	6.30	11.59	▲7.15	11.15
391	Lv LITTLE ROCK	11.59	3.20	3.20	7.15
740	Ar ST. LOUIS	8.00	11.00	11.00	6.00

EXPLANATION OF REFERENCE MARKS

▲—Via Missouri Pacific Bus Lines-rail tickets honored — corpse cannot be handled.

f—Stops on signal.

★—Stops to receive or discharge revenue passengers.

ST. LOUIS — LITTLE ROCK — DALLAS — FT. WORTH — EL PASO — LOS ANGELES

TABLE 17 — 2-20-49

Miles			3 Daily	25 Daily	1 Daily	17 Daily	7 Daily
0	Lv	ST. LOUIS	7.22	2.00	5.30	.....	12.45
3	Lv	Tower Grove	7.30	2.09	5.44	.....	12.54
10	Lv	Broadway	7.45	■ 2.24	.....	.....	■ 1.09
13	Lv	Jefferson B'ks	★7.52	.....	.....	.....	.....
24	Lv	Kimmswick	f	.....	.....	.....	.....
30	Lv	Riverside	.....	.....	.....	.....	.....
45	Lv	De Soto	8.38	3.09	.....	.....	1.52
54	Lv	Blackwell	8.51	.....	.....	.....	.....
60	Lv	Cadet	★8.57	.....	.....	.....	.....
64	Lv	Mineral Point	9.06	.....	.....	.....	.....
73	Lv	Irondale	9.21	.....	.....	.....	.....
79	Lv	Bismarck	9.37	3.56	.....	.....	2.45
84	Lv	Iron Mountain	● 9.46	.....	.....	.....	● 2.55
86	Lv	Middlebrook	★ 9.50	.....	.....	.....	.....
92	Lv	Arcadia-Ironton	10.00	4.13	.....	.....	3.10
102	Lv	Glover	10.20	.....	.....	.....	.....
103	Lv	Chloride	.....	.....	.....	.....	.....
111	Lv	Annapolis	10.35	.....	.....	.....	★ 3.39
116	Lv	Vulcan	.....	.....	.....	.....	.....
119	Lv	Des Arc	f 10.45	.....	.....	.....	.....
130	Lv	Piedmont	11.05	f 5.03	.....	.....	4.15
136	Lv	Leeper	f 11.15	.....	.....	.....	f 4.24
138	Lv	Mill Spring	f 11.18	.....	.....	.....	.....
149	Lv	Williamsville	11.35	.....	.....	.....	★ 4.44
156	Lv	Hendrickson	★11.46	.....	.....	.....	.....
169	Ar	Poplar Bluff	12.30	5.55	9.20	.....	5.55
169	Lv	Poplar Bluff	12.40	6.05	9.30	.....	6.05
184	Lv	Neelyville, Mo.	1.01	.....	.....	.....	.....
189	Lv	Moark, Ark.	.....	.....	.....	.....	.....
195	Lv	Corning	1.18	.....	.....	.....	6.33
202	Ar	Knobel	1.35	.....	.....	.....	★ 6.42
206	Lv	Peach Orchard	★ 1.42	.....	.....	.....	.....
211	Lv	Delaplaine	★ 1.48	.....	.....	.....	.....
218	Lv	O'Kean	★ 1.58	.....	.....	.....	.....
228	Lv	Walnut Ridge	.....	.....	.....	.....	.....
229	Lv	Hoxie	2.18	7.10	.....	.....	7.30
236	Lv	Minturn	.....	.....	.....	.....	.....
242	Lv	Alicia	f 2.33	.....	.....	.....	.....
247	Lv	Swifton	2.40	.....	.....	.....	.....
251	Lv	Vance	.....	.....	.....	.....	.....
255	Lv	Tuckerman	2.51	.....	.....	.....	★ 7.59
263	Lv	Diaz	.....	.....	.....	.....	.....
264	Lv	Newport	3.10	7.50	.....	.....	8.25
273	Lv	Olyphant	.....	.....	.....	.....	.....
281	Lv	Bradford	3.32	.....	.....	.....	.....
286	Lv	Russell	.....	.....	.....	.....	.....
291	Ar	Bald Knob	3.55	.....	.....	.....	8.59
296	Lv	Judsonia	4.05	.....	.....	.....	.....
300	Lv	Kensett-Searcy	4.15	★ 8.30	.....	.....	9.15
303	Lv	Higginson	f 4.25	.....	.....	.....	.....
309	Lv	McRae	.....	.....	.....	.....	.....
316	Lv	Beebe	4.40	.....	.....	.....	9.33
324	Lv	Austin	.....	.....	.....	.....	.....
326	Lv	Cabot	f 4.58	.....	.....	.....	★ 9.45
335	Lv	Jacksonville	.....	.....	.....	.....	.....
347	Lv	North Little Rock	.....	.....	.....	.....	.....
349	Ar	LITTLE ROCK	5.45	9.25	12.20	.....	10.30
349	Lv	LITTLE ROCK	▲ 7.20	9.50	12.40	8.10	11.25
372	Ar	Benton	8.35	.....	.....	8.45	.....
380	Lv	Traskwood	.....	.....	.....	★ 8.55	.....
392	Lv	Malvern	9.12	★10.40	.....	9.15	★12.05
403	Lv	Donaldson	9.31	.....	.....	9.33	.....
414	Lv	Arkadelphia	10.00	11.05	.....	9.55	★12.30
425	Lv	Curtis	f	.....	.....	★10.07	.....
429	Ar	Gurdon	10.26	11.30	.....	10.20	12.55
441	Lv	Boughton	.....	.....	.....	★10.35	.....
446	Lv	Prescott	10.53	.....	.....	10.44	1.15
453	Lv	Emmet	11.05	.....	.....	10.57	.....
461	Lv	Hope	11.19	12.25	.....	11.25	1.40
474	Lv	Fulton	11.42	.....	.....	11.50	.....
481	Lv	Homan	f	.....	.....	★11.58	.....
493	Ar	TEXARKANA	▲12.15	1.30	3.10	12.30	2.30

The Texas Eagle — *Streamlined Train* — *The Texan*

ST. LOUIS — LITTLE ROCK — SAN ANTONIO — MEXICO CITY

TABLE 18 — 2-20-49

Miles			21 Daily	31 Daily	7 Daily
0	Lv	ST. LOUIS	5.30	5.35	12.45
3	Lv	Tower Grove	5.41	5.46	12.54
10	Lv	Broadway	.....	.....	■ 1.09
13	Lv	Jefferson B'ks	.....	.....	.....
24	Lv	Kimmswick	.....	.....	.....
30	Lv	Riverside	.....	.....	.....
45	Lv	De Soto	.....	.....	1.52
54	Lv	Blackwell	.....	.....	.....
60	Lv	Cadet	.....	.....	.....
64	Lv	Mineral Point	.....	.....	.....
73	Lv	Irondale	.....	.....	.....
79	Lv	Bismarck	.....	7.32	2.45
84	Lv	Iron Mountain	.....	.....	● 2.55
86	Lv	Middlebrook	.....	.....	.....
92	Lv	Arcadia-Ironton	.....	f 7.49	3.10
102	Lv	Glover	.....	.....	.....
103	Lv	Chloride	.....	.....	.....
111	Lv	Annapolis	.....	.....	★ 3.39
116	Lv	Vulcan	.....	.....	.....
119	Lv	Des Arc	.....	.....	.....
130	Lv	Piedmont	.....	★ 8.45	4.15
136	Lv	Leeper	.....	.....	f 4.24
138	Lv	Mill Spring	.....	.....	.....
149	Lv	Williamsville	.....	.....	★ 4.44
156	Lv	Hendrickson	.....	.....	.....
169	Ar	Poplar Bluff	9.17	9.35	5.55
169	Lv	Poplar Bluff	9.24	9.45	6.05
184	Lv	Neelyville, Mo.	.....	.....	.....
189	Lv	Moark, Ark.	.....	.....	.....
195	Lv	Corning	.....	.....	6.33
202	Ar	Knobel	.....	.....	★ 6.42
206	Lv	Peach Orchard	.....	.....	.....
211	Lv	Delaplaine	.....	.....	.....
218	Lv	O'Kean	.....	.....	.....
228	Lv	Walnut Ridge	.....	.....	.....
229	Lv	Hoxie	.....	★10.45	7.30
236	Lv	Minturn	.....	.....	.....
242	Lv	Alicia	.....	.....	.....
247	Lv	Swifton	.....	.....	.....
251	Lv	Vance	.....	.....	.....
255	Lv	Tuckerman	.....	.....	★ 7.59
263	Lv	Diaz	.....	.....	.....
264	Lv	Newport	.....	11.20	8.25
273	Lv	Olyphant	.....	.....	.....
281	Lv	Bradford	.....	.....	.....
286	Lv	Russell	.....	.....	.....
291	Ar	Bald Knob	.....	.....	8.59
296	Lv	Judsonia	.....	.....	.....
300	Lv	Kensett-Searcy	.....	.....	9.15
303	Lv	Higginson	.....	.....	.....
309	Lv	McRae	.....	.....	.....
316	Lv	Beebe	.....	.....	9.33
324	Lv	Austin	.....	.....	.....
326	Lv	Cabot	.....	.....	★ 9.45
335	Lv	Jacksonville	.....	.....	.....
347	Lv	North Little Rock	.....	.....	.....
349	Ar	LITTLE ROCK	12.10	1.05	10.30
349	Lv	LITTLE ROCK	12.20	1.35	11.25
372	Ar	Benton	.....	.....	.....
380	Lv	Traskwood	.....	.....	.....
392	Lv	Malvern	.....	.....	★12.05
403	Lv	Donaldson	.....	.....	.....
414	Lv	Arkadelphia	.....	.....	★12.30
425	Lv	Curtis	.....	.....	.....
429	Ar	Gurdon	.....	2.55	12.55
441	Lv	Boughton	.....	.....	.....
446	Lv	Prescott	.....	● 3.10	1.15
453	Lv	Emmet	.....	.....	.....
461	Lv	Hope	.....	3.35	1.40
474	Lv	Fulton	.....	.....	.....
481	Lv	Homan	.....	.....	.....
493	Ar	TEXARKANA	3.00	4.50	2.30

The Texas Eagle — *Streamlined Train* — *The Sunshine Special*

ST. LOUIS — LITTLE ROCK — HOUSTON — GALVESTON

TABLE 19 — 2-20-49

Miles			21 Daily	31-131 Daily	7 Daily
0	Lv	ST. LOUIS	5.30	5.35	12.45
3	Lv	Tower Grove	5.41	5.46	12.54
10	Lv	Broadway	.....	.....	■ 1.09
13	Lv	Jefferson B'ks	.....	.....	.....
24	Lv	Kimmswick	.....	.....	.....
30	Lv	Riverside	.....	.....	.....
45	Lv	De Soto	.....	.....	1.52
54	Lv	Blackwell	.....	.....	.....
60	Lv	Cadet	.....	.....	.....
64	Lv	Mineral Point	.....	.....	.....
73	Lv	Irondale	.....	.....	.....
79	Lv	Bismarck	.....	7.32	2.45
84	Lv	Iron Mountain	.....	.....	● 2.55
86	Lv	Middlebrook	.....	.....	.....
92	Lv	Arcadia-Ironton	.....	f 7.49	3.10
102	Lv	Glover	.....	.....	.....
103	Lv	Chloride	.....	.....	.....
111	Lv	Annapolis	.....	.....	★ 3.39
116	Lv	Vulcan	.....	.....	.....
119	Lv	Des Arc	.....	.....	.....
130	Lv	Piedmont	.....	★ 8.45	4.15
136	Lv	Leeper	.....	.....	f 4.24
138	Lv	Mill Spring	.....	.....	.....
149	Lv	Williamsville	.....	.....	★ 4.44
156	Lv	Hendrickson	.....	.....	.....
169	Ar	Poplar Bluff	9.17	9.35	5.55
169	Lv	Poplar Bluff	9.24	9.45	6.05
184	Lv	Neelyville, Mo.	.....	.....	.....
189	Lv	Moark, Ark.	.....	.....	.....
195	Lv	Corning	.....	.....	6.33
202	Ar	Knobel	.....	.....	★ 6.42
206	Lv	Peach Orchard	.....	.....	.....
211	Lv	Delaplaine	.....	.....	.....
218	Lv	O'Kean	.....	.....	.....
228	Lv	Walnut Ridge	.....	.....	.....
229	Lv	Hoxie	.....	★10.45	7.30
236	Lv	Minturn	.....	.....	.....
242	Lv	Alicia	.....	.....	.....
247	Lv	Swifton	.....	.....	.....
251	Lv	Vance	.....	.....	.....
255	Lv	Tuckerman	.....	.....	★ 7.59
263	Lv	Diaz	.....	.....	.....
264	Lv	Newport	.....	11.20	8.25
273	Lv	Olyphant	.....	.....	.....
281	Lv	Bradford	.....	.....	.....
286	Lv	Russell	.....	.....	.....
291	Ar	Bald Knob	.....	.....	8.59
296	Lv	Judsonia	.....	.....	.....
300	Lv	Kensett-Searcy	.....	.....	9.15
303	Lv	Higginson	.....	.....	.....
309	Lv	McRae	.....	.....	.....
316	Lv	Beebe	.....	.....	9.33
324	Lv	Austin	.....	.....	.....
326	Lv	Cabot	.....	.....	★ 9.45
335	Lv	Jacksonville	.....	.....	.....
347	Lv	North Little Rock	.....	.....	.....
349	Ar	LITTLE ROCK	12.10	1.05	10.30
349	Lv	LITTLE ROCK	12.20	1.35	11.25
372	Ar	Benton	.....	.....	.....
380	Lv	Traskwood	.....	.....	.....
392	Lv	Malvern	.....	.....	★12.05
403	Lv	Donaldson	.....	.....	.....
414	Lv	Arkadelphia	.....	.....	★12.30
425	Lv	Curtis	.....	.....	.....
429	Ar	Gurdon	.....	2.55	12.55
441	Lv	Boughton	.....	.....	.....
446	Lv	Prescott	.....	● 3.10	1.15
453	Lv	Emmet	.....	.....	.....
461	Lv	Hope	.....	3.35	1.40
474	Lv	Fulton	.....	.....	.....
481	Lv	Homan	.....	.....	.....
493	Ar	TEXARKANA	3.00	4.50	2.30

The Texas Eagle — *Streamlined Train* — *The Sunshine Special*

493	Lv	TEXARKANA (T&P)		1.50	3.25		2 55	493	Lv	TEXARKANA	3.10	5.05	4 00	493	Lv	TEXARKANA	3.10	5.05	4 00
560	Ar	Marshall		3.20	4.35		4 35	560	Ar	Marshall	4.19	6.25	5.50	560	Ar	Marshall	4.19	6.25	5.50
583	Ar	Longview		3.55	5.01		5 08	583	Ar	Longview	4.45	7.00	6.50	583	Ar	Longview (T. & P.)	4.45	7.00	6.50
583	Lv	Longview		3.55	5.01		5 08	583	Lv	Longview (I.-G. N.)	4.50	7.15	7 10	583	Lv	Longview (I.-G. N.)	4.50	7.15	7.10
596	Lv	Gladewater		4.11	5.16		5 24	619	Lv	Troup	★ 5.34	8.13	8.11	595	Lv	Kilgore	★ 5.05	7 35	7 28
629	Lv	Mineola		5.00	● 5.55		6 10	637	Lv	Jacksonville	★ 5.54	8.37	8.38	605	Lv	Overton		7.52	7.46
642	Lv	Grand Saline		● 5.18	● 6.09		6 28	664	Ar	PALESTINE	6.30	9.25	9.40	612	Lv	Arp			7.56
676	Lv	Terrell		6.08	● 6.43		7 32	664	Lv	PALESTINE	6.45	9.40	10.20	619	Ar	Troup	★ 5.34	8.13	8.11
710	Ar	DALLAS		7.15	7.30		8 30	708	Lv	Jewett		10.36	11.30	637	Lv	Jacksonville	★ 5.54	8.37	8.38
710	Lv	DALLAS		7.30	7.55		9.15	754	Lv	Hearne	★ 8.22	11.35	12.45	664	Ar	Palestine	6.30	9.25	9.40
742	Ar	FORT WORTH		8.15	8.30		10 00	758	Lv	Valley Jct.		11.50	1.00	664	Lv	Palestine	6.50	9.45	11.59
742	Lv	FORT WORTH			9.00		10 30	774	Lv	Milano		12.16	1.38	676	Lv	Elkhart		★10.04	12 24
773	Ar	Weatherford			9.42		11.17	783	Lv	Rockdale		12.27	1.56	689	Lv	Grapeland	★ 7.20	★10.21	12 51
787	Ar	Millsap			10.01		11 37	809	Lv	Taylor	9.23	1.05	3.05	702	Lv	Crockett	★ 7.34	10.39	1.20
.....	Ar	Mineral Wells			▲10.25		▲11.59	845	Lv	AUSTIN	10.10	1.58	4.35	715	Lv	Lovelady		★10.59	1.54
837	Ar	Ranger			11.10		12 50	874	Lv	San Marcos	●10.47	2.38	5.39	730	Lv	Trinity	★ 8.06	11.18	2.30
847	Ar	Eastland			11.24		1.08	892	Lv	New Braunfels	●11.06	3.08	6.08	736	Lv	Riverside			2.42
857	Ar	Cisco			11.40		1.27	920	Lv	Monte Vista	11.36	3.47	7.00	744	Lv	Dodge			2.56
882	Ar	Baird			12.20		2.10	924	Ar	SAN ANTONIO	11.45	4.00	7.10	748	Lv	Phelps		11.47	3.15
903	Ar	Abilene			12.52		2.55	924	Lv	SAN ANTONIO	12.05		8.35	760	Lv	New Waverly		★12.11	3.36
944	Ar	Sweetwater			1.40		4.10	956	Lv	Devine	1.08		9.34	769	Lv	Willis			3.53
1009	Ar	Big Spring			3.00		5.50	977	Lv	Pearsall	1.39		10.09	776	Lv	Conroe	★ 9.02	12.30	4.03
1049	Ar	Midland			3.54		7.00	993	Lv	Dilley	2.03		10.42	784	Lv	Tamina			f 4.35
1109	Ar	MONAHANS			5.00		8.18	1004	Lv	Gardendale	f 2.25		11.07	792	Lv	Spring			4.50
1143	Ar	Pecos			5.40		9.06	1010	Lv	Cotulla	2.37		11.18	803	Lv	Aldine			f 5.10
1232	Ar	Van Horn			7.33		11.29	1038	Lv	Encinal	3.20		11.59	815	Ar	HOUSTON	10.00	1.30	5.45
1357	Ar	EL PASO (M. T.)			9.30		1.50	1077	Ar	LAREDO	4.20		1.00	815	Lv	HOUSTON	10.25		
										(Nat'l Rys. of Mexico)				826	Lv	Dumont	10.51		
1357	Lv	EL PASO (MT) (SP)					2.35	1079	Lv	NUEVO LAREDO	5.50			830	Lv	Genoa	10.57		
1668	Ar	TUCSON					9.25	1245	Ar	MONTERREY	10.05			837	Lv	Webster	11.07		
1790	Ar	PHOENIX					12.10	1312	Ar	Saltillo	1.10			840	Lv	League City	11.12		
2070	Ar	Palm Springs (PT)					f 6.32	1554	Ar	San Luis Potosi	8.55			844	Lv	Dickinson	11.19		
2165	Ar	Alhambra (Pasadena)					9.07	1744	Ar	Queretaro	2.38			852	Lv	La Marque	11.32		
2169	Ar	LOS ANGELES					9.25	1880	Ar	MEXICO CITY	8.00			865	Ar	GALVESTON	11.55		

MEMPHIS — LITTLE ROCK — DALLAS — FT. WORTH — EL PASO — LOS ANGELES

Miles					201-1 Daily		219-7 Daily
0	Lv	MEMPHIS			8.30		8.00
17	Lv	Crawfordsville					
27	Lv	Earle					8.33
32	Lv	Parkin					
46	Lv	Wynne			9.43		9.00
59	Lv	Fair Oaks					
69	Lv	McCrory					★ 9.27
79	Lv	New Augusta					★ 9.38
91	Ar	Bald Knob			10.35		10.00
91	Lv	Bald Knob			10.35		10.00
99	Lv	Kensett					●10.10
116	Lv	Beebe					
135	Lv	Jacksonville					
147	Lv	North Little Rock					
149	Ar	LITTLE ROCK			11.45		11.05
149	Lv	LITTLE ROCK			12.40		11.25
172	Lv	Benton					
180	Lv	Traskwood					
192	Lv	Malvern					★12.05
203	Lv	Donaldson					
214	Lv	Arkadelphia					★12.30
225	Lv	Curtis					
229	Ar	Gurdon					12.55
241	Lv	Boughton					
246	Lv	Prescott					1.15
253	Lv	Emmet					
261	Lv	Hope					1.40
274	Lv	Fulton					
281	Lv	Homan					
293	Ar	TEXARKANA			3.10		2.30
		For intermediate points see	Table	above.			
510	Ar	DALLAS			7.30		8.30
542	Ar	FT. WORTH			8.30		10.00
1157	Ar	EL PASO (MT)			9.30		1.50
1965	Ar	LOS ANGELES (PT)					9.25

The Texas Eagle

MEMPHIS — LITTLE ROCK — SAN ANTONIO — MEXICO CITY

Miles			201-21-31 Daily		219-7 Daily
0	Lv	MEMPHIS	8.30		8.00
17	Lv	Crawfordsville			
27	Lv	Earle			8.33
32	Lv	Parkin			
46	Lv	Wynne	9.43		9.00
59	Lv	Fair Oaks			
69	Lv	McCrory			★ 9.27
79	Lv	New Augusta			★ 9.38
91	Ar	Bald Knob	10.35		10.00
91	Lv	Bald Knob	10.35		10.00
99	Lv	Kensett			●10.10
116	Lv	Beebe			
135	Lv	Jacksonville			
147	Lv	North Little Rock			
149	Ar	LITTLE ROCK	11.45		11.05
149	Lv	LITTLE ROCK	12.20	1.35	11.25
172	Lv	Benton			
180	Lv	Traskwood			
192	Lv	Malvern			★12.05
203	Lv	Donaldson			
214	Lv	Arkadelphia			★12.30
225	Lv	Curtis			
229	Ar	Gurdon		2.55	12.55
241	Lv	Boughton			
246	Lv	Prescott		● 3.10	1.15
253	Lv	Emmet			
261	Lv	Hope		3.35	1.40
274	Lv	Fulton			
281	Lv	Homan			
293	Ar	TEXARKANA	3.00	4.50	2.30
		For intermediate points see Ta	ble abo	ve.	
464	Ar	PALESTINE	6.30	9.25	9.40
724	Ar	SAN ANTONIO	11.45	4.00	7.10
877	Ar	LAREDO	4.20		1.00
1045	Ar	MONTERREY	10.05		
1680	Ar	MEXICO CITY	8.00		

The Texas Eagle

MEMPHIS — LITTLE ROCK — HOUSTON — GALVESTON

Miles			201-21-31 Daily		219-7 Daily
0	Lv	MEMPHIS	8.30		8.00
17	Lv	Crawfordsville			
27	Lv	Earle			8.33
32	Lv	Parkin			
46	Lv	Wynne	9.43		9.00
59	Lv	Fair Oaks			
69	Lv	McCrory			★ 9.27
79	Lv	New Augusta			★ 9.38
91	Ar	Bald Knob	10.35		10.00
91	Lv	Bald Knob	10.35		10.00
99	Lv	Kensett			●10.10
116	Lv	Beebe			
135	Lv	Jacksonville			
147	Lv	North Little Rock			
149	Ar	LITTLE ROCK	11.45		11.05
149	Lv	LITTLE ROCK	12.20	1.35	11.25
172	Lv	Benton			
180	Lv	Traskwood			
192	Lv	Malvern			★12.05
203	Lv	Donaldson			
214	Lv	Arkadelphia			★12.30
225	Lv	Curtis			
229	Ar	Gurdon		2.55	12.55
241	Lv	Boughton			
246	Lv	Prescott		● 3.10	1.15
253	Lv	Emmet			
261	Lv	Hope		3.35	1.40
274	Lv	Fulton			
281	Lv	Homan			
293	Ar	TEXARKANA	3.00	4.50	2.30
		For intermediate points see Ta	ble abo	ve.	
464	Lv	PALESTINE	6.50	9.45	11.59
615	Ar	HOUSTON	10.00	1.30	5.45
665	Ar	GALVESTON	11.55		

The Texas Eagle

★—Stops to receive or discharge revenue passengers.

●—Stops to discharge revenue passengers.

■—Stops to receive revenue passengers.

▲—Bus Service.—Rail Tickets honored.

Light figures indicate A. M.

Black figures indicate P. M.

LOS ANGELES — EL PASO — FT. WORTH — DALLAS — LITTLE ROCK — ST. LOUIS

TABLE 2-20-49 **20**

Miles			2 Daily	26 Daily	4 Daily	8 Daily
0	Lv	LOS ANGELES (S. P.)	8.10			1.00
4	Lv	ALHAMBRA (Pasadena)	8.30			1.20
99	Lv	Palm Springs	11.10			f 3.55
379	Lv	PHOENIX (MT)	8.15			12.05
501	Lv	TUCSON	11.30			3.00
812	Ar	EL PASO	7.45			10.30
812	Lv	EL PASO (T. & P.) (MT)	12.30			1.00
937	Lv	Van Horn (CT)	4.53			4.58
1026	Lv	Pecos	6.41			7.05
1060	Lv	Monahans	7.25			8.00
1120	Lv	Midland	8.45			9.20
1160	Lv	Big Spring	9.45			10.30
1225	Lv	Sweetwater	11.05			12.30
1266	Lv	Abilene	12.01			1.25
1287	Lv	Baird	12.50			2.05
1312	Lv	Cisco	1.26			2.42
1322	Lv	Eastland	1.41			2.55
1332	Lv	Ranger	1.59			3.15
....	Lv	Mineral Wells	▲ 2.35			▲ 3.50
1382	Lv	Millsap	3.13			4.26
1396	Lv	Weatherford	3.40			4.52
1427	Ar	FORT WORTH	4.30			5.40
1427	Lv	FORT WORTH	5.15		8.00	6.10
1459	Ar	DALLAS	6.00		8.50	7.00
1459	Lv	DALLAS	6.15		9.30	7.15
1493	Lv	Terrell	■ 6.59		10.25	f 8.02
1527	Lv	Grand Saline	■ 7.33		11.16	
1540	Lv	Mineola	■ 7.48		11.38	f 8.54
1573	Lv	Gladewater	8.23		12.25	9.33
1586	Ar	Longview	8.43		1.00	9.55
1586	Lv	Longview	8.43		1.00	9.55
1609	Lv	Marshall	9.12		1.55	10.30
1676	Ar	TEXARKANA	10.30		3.40	11.45
1676	Lv	TEXARKANA	10.40	9.00	3.55	12.05
1688	Lv	Homan				
1695	Lv	Fulton			4.17	
1708	Lv	Hope		9.45	4.37	12.45
1716	Lv	Emmet			f 4.47	
1723	Lv	Prescott		10.05	5.00	
1728	Lv	Boughton				
1740	Lv	Gurdon		10.40	5.25	1.20
1744	Lv	Curtis				
1755	Lv	Arkadelphia		11.05	5.45	1.40
1766	Lv	Donaldson			★ 6.02	
1777	Lv	Malvern		11.45	6.20	★ 2.02
1789	Lv	Traskwood				
1797	Lv	Benton			6.45	
1820	Ar	LITTLE ROCK	1.10	1.00	7.30	3.05
1820	Lv	LITTLE ROCK	1.30	2.00	7.55	3.20
1822	Lv	North Little Rock				
1834	Lv	Jacksonville				
1843	Lv	Cabot				
1845	Lv	Austin				
1853	Lv	Beebe		★ 2.38	8.34	
1860	Lv	McRae				
1866	Lv	Higginson		★ 2.52		
1869	Lv	Kensett-Searcy		3.05	8.53	
1873	Lv	Judsonia			8.59	
1878	Lv	Bald Knob		3.20	9.10	
1883	Lv	Russell				
1888	Lv	Bradford				
1896	Lv	Olyphant				
1905	Ar	Newport		4.00	9.50	4.45
1906	Lv	Diaz				
1914	Lv	Tuckerman		★ 4.15	10.05	
1918	Lv	Vance				
1922	Lv	Swifton		★ 4.25		
1927	Lv	Alicia				
1933	Lv	Minturn				
1940	Lv	Hoxie		5.00	10.40	★ 5.20
1941	Lv	Walnut Ridge				
1951	Lv	O'Kean			★10.55	
1958	Lv	Delaplaine			★11.02	
1963	Lv	Peach Orchard			★11.10	
1967	Lv	Knobel		★ 5.35	11.25	
1974	Lv	Corning		5.45	11.35	● 5.55
1980	Lv	Moark, Ark.				
1985	Lv	Neelyville, Mo.			11.53	
2000	Ar	POPLAR BLUFF	4.10	6.25	12.20	6.25

Streamlined Train — *The Texas Eagle* — *The Southerner*

MEXICO CITY — SAN ANTONIO — LITTLE ROCK — ST. LOUIS

TABLE 2-20-49 **21**

Miles			32 Daily	22 Daily	38-8 Daily
		(Nat'l Rys. of Mexico)			
0	Lv	MEXICO CITY		8.00	
326	Lv	San Luis Potosi		6.35	
568	Lv	Saltillo		1.40	
635	Lv	MONTERREY		3.50	
801	Ar	NUEVO LAREDO		8.00	
803	Lv	LAREDO (I.-G. N.)		9.05	3.00
842	Lv	Encinal		10.09	3.59
870	Lv	Cotulla		10.55	4.44
876	Lv	Gardendale		f11.07	4.55
887	Lv	Dilley		11.28	5.14
903	Lv	Pearsall		11.56	5.49
924	Lv	Devine		f12.32	6.24
956	Ar	SAN ANTONIO		1.30	7.25
956	Lv	SAN ANTONIO	8.00	2.00	8.15
960	Lv	Monte Vista	8.09	2.07	8.24
988	Lv	New Braunfels	8.50	■ 2.39	9.05
1006	Lv	San Marcos	9.18	■ 2.59	9.30
1035	Lv	AUSTIN	10.10	3.40	10.45
1071	Lv	Taylor	11.15	4.22	11.59
1097	Lv	Rockdale	11.50		12.44
1106	Lv	Milano	12.01		12.56
1122	Lv	Valley Jct.	12.35		1.40
1126	Lv	Hearne	12.44	★ 5.18	1.55
1172	Lv	Jewett	1.43		3.21
1216	Ar	PALESTINE	2.45	6.55	4.50
1216	Lv	PALESTINE	3.05	7.15	5.30
1243	Lv	Jacksonville	3.47	■ 7.50	6.22
1261	Lv	Troup	4.14	★ 8.11	6.54
1297	Ar	Longview	5.15	9.00	8.10
1297	Lv	Longview (T. & P.)	5.30	9.05	8.30
1320	Lv	Marshall	6.10	9.30	9.10
1387	Ar	TEXARKANA	7.35	10.40	11.30
1387	Lv	TEXARKANA	7.50	10.50	12.05
1399	Lv	Homan			
1406	Lv	Fulton			
1419	Lv	Hope	8.30		12.45
1427	Lv	Emmet			
1434	Lv	Prescott	★ 8.50		
1439	Lv	Boughton			
1451	Lv	Gurdon	9.15		1.20
1455	Lv	Curtis			
1466	Lv	Arkadelphia	★ 9.35		1.40
1477	Lv	Donaldson			
1488	Lv	Malvern	★ 9.59		★ 2.02
1500	Lv	Traskwood			
1508	Lv	Benton			
1531	Ar	LITTLE ROCK	11.15	1.20	3.05
1531	Lv	LITTLE ROCK	11.59	1.40	3.20
1533	Lv	North Little Rock			
1545	Lv	Jacksonville			
1554	Lv	Cabot			
1556	Lv	Austin			
1564	Lv	Beebe			
1571	Lv	McRae			
1577	Lv	Higginson			
1580	Lv	Kensett-Searcy			
1584	Lv	Judsonia			
1589	Lv	Bald Knob			
1594	Lv	Russell			
1599	Lv	Bradford			
1607	Lv	Olyphant			
1616	Lv	Newport	1.32		4.45
1617	Lv	Diaz			
1625	Lv	Tuckerman			
1629	Lv	Vance			
1633	Lv	Swifton			
1638	Lv	Alicia			
1644	Lv	Minturn			
1651	Lv	Hoxie	2.10		★ 5.20
1652	Lv	Walnut Ridge			
1662	Lv	O'Kean			
1669	Lv	Delaplaine			
1674	Lv	Peach Orchard			
1678	Lv	Knobel			
1685	Lv	Corning			● 5.55
1691	Lv	Moark, Ark.			
1696	Lv	Neelyville, Mo.			
1711	Ar	POPLAR BLUFF	3.15	4.20	6.25

Streamlined Train — *The Sunshine Special* — *The Texas Eagle* — *The Southerner*

GALVESTON — HOUSTON — LITTLE ROCK — ST. LOUIS

TABLE 2-20-49 **22**

Miles			132-32 Daily	26-22 Daily	28-8 Daily
0	Lv	GALVESTON		2.00	
13	Lv	La Marque		2.23	
21	Lv	Dickinson		2.33	
25	Lv	League City		2.39	
28	Lv	Webster			
35	Lv	Genoa		2.51	
39	Lv	Dumont		2.57	
50	Ar	HOUSTON		3.25	
50	Lv	HOUSTON	11.00	4.00	12.01
62	Lv	Aldine			f12.26
73	Lv	Spring			12.42
81	Lv	Tamina			f12.51
89	Lv	Conroe	11.53	★ 4.51	1.06
96	Lv	Willis			1.18
105	Lv	New Waverly			1.30
117	Lv	Phelps	12.28		1.53
121	Lv	Dodge			2.02
129	Lv	Riverside			2.14
135	Lv	Trinity	12.54	★ 5.40	2.30
150	Lv	Lovelady			2.55
163	Lv	Crockett	1.28	★ 6.09	3.14
176	Lv	Grapeland		★ 6.24	3.38
189	Lv	Elkhart			4.00
201	Ar	Palestine	2.40	6.55	4.30
201	Lv	Palestine	3.05	7.15	5.30
228	Lv	Jacksonville	3.47	■ 7.50	6.22
246	Lv	Troup	4.14	★ 8.11	6.54
253	Lv	Arp			7.04
260	Lv	Overton	4.35		7.16
270	Lv	Kilgore	4.50	★ 8.39	7.35
282	Ar	Longview	5.15	9.00	8.10
282	Lv	Longview (T. & P.)	5.30	9.05	8.30
305	Lv	Marshall	6.10	9.30	9.10
372	Ar	TEXARKANA	7.35	10.40	11.30
372	Lv	TEXARKANA	7.50	10.50	12.05
384	Lv	Homan			
391	Lv	Fulton			
404	Lv	Hope	8.30		12.45
412	Lv	Emmet			
419	Lv	Prescott	★ 8.50		
424	Lv	Boughton			
436	Lv	Gurdon	9.15		1.20
440	Lv	Curtis			
451	Lv	Arkadelphia	★ 9.35		1.40
462	Lv	Donaldson			
473	Lv	Malvern	★ 9.59		★ 2.02
485	Lv	Traskwood			
493	Lv	Benton			
516	Ar	LITTLE ROCK	11.15	1.20	3.05
516	Lv	LITTLE ROCK	11.59	1.40	3.20
518	Lv	North Little Rock			
530	Lv	Jacksonville			
539	Lv	Cabot			
541	Lv	Austin			
549	Lv	Beebe			
556	Lv	McRae			
562	Lv	Higginson			
565	Lv	Kensett-Searcy			
569	Lv	Judsonia			
574	Lv	Bald Knob			
579	Lv	Russell			
584	Lv	Bradford			
592	Lv	Olyphant			
601	Lv	Newport	1.32		4.45
602	Lv	Diaz			
610	Lv	Tuckerman			
614	Lv	Vance			
618	Lv	Swifton			
623	Lv	Alicia			
629	Lv	Minturn			
636	Lv	Hoxie	2.10		★ 5.20
637	Lv	Walnut Ridge			
647	Lv	O'Kean			
654	Lv	Delaplaine			
659	Lv	Peach Orchard			
663	Lv	Knobel			
670	Lv	Corning			● 5.55
676	Lv	Moark, Ark.			
681	Lv	Neelyville, Mo.			
696	Ar	POPLAR BLUFF	3.15	4.20	6.25

Streamlined Train — *The Sunshine Special* — *The Texas Eagle* — *The Southerner*

2000	Lv POPLAR BLUFF	.....	4.20	6.35	12.30	6.35
2013	Lv Hendrickson	.....			★12.47	.....
2020	Lv Williamsville	.....		★ 7.01	12.58	.....
2031	Lv Mill Spring	.....		.....	f 1.14	.....
2033	Lv Leeper	.....		.....	f 1.17	.....
2039	Lv Piedmont	.....		7.25	1.30	★ 7.24
2050	Lv Des Arc	.....		.....	f 1.45	.....
2053	Lv Vulcan	.....				
2058	Lv Annapolis	.....		★ 7.50	1.57	.....
2066	Lv Chloride	.....		.....	.....	.....
2067	Lv Glover	.....		.....	★ 2.11	.....
2077	Lv Arcadia-Ironton	.....		8.21	2.28	8.15
2083	Lv Middlebrook	.....				
2085	Lv Iron Mountain	.....		■ 8.34	★ 2.40	.....
2090	Lv Bismarck	.....	.....	8.50	2.55	8.35
2096	Lv Irondale	.....	.....	■ 8.59	3.04	.....
2105	Lv Mineral Point	.....	.....	★ 9.15	3.18	.....
2109	Lv Cadet	.....	.....	■ 9.20	f 3.23	.....
2115	Lv Blackwell	.....	.....	.....	f 3.35	.....
2124	Lv De Soto	.....	.....	f 9.42	3.50	.....
2139	Lv Riverside	.....	.....	.....	.....	.....
2145	Lv Kimmswick	.....	.....	.....	f	.....
2156	Ar Jefferson B'ks	.....	.....	★10.55	.....	.....
2159	Ar Broadway	.....	.....	●11.00	f 4.52	●10.26
2166	Ar Tower Grove	.....	7.56	11.16	5.10	10.39
2169	Ar ST. LOUIS	.....	8.15	11.35	5.30	11.00

The Texas Eagle

1711	Lv POPLAR BLUFF	.....	3.25	4.30	6.35
1724	Lv Hendrickson	.....			.....
1731	Lv Williamsville	.....			.....
1742	Lv Mill Spring	.....			.....
1744	Lv Leeper	.....			.....
1750	Lv Piedmont	.....	★ 4.15		★ 7.24
1761	Lv Des Arc	.....	.....		.....
1764	Lv Vulcan	.....	.....		.....
1769	Lv Annapolis	.....	.....		.....
1777	Lv Chloride	.....	.....		.....
1778	Lv Glover	.....	.....		.....
1788	Lv Arcadia-Ironton	.....	f 5.10		8.15
1794	Lv Middlebrook	.....	.....		.....
1796	Lv Iron Mountain	.....	.....		.....
1801	Lv Bismarck	.....	5.35		8.35
1807	Lv Irondale	.....	.....		.....
1816	Lv Mineral Point	.....	.....		.....
1820	Lv Cadet	.....	.....		.....
1826	Lv Blackwell	.....	.....		.....
1835	Lv De Soto	.....	.....		.....
1850	Lv Riverside	.....	.....		.....
1856	Lv Kimmswick	.....	.....		.....
1867	Ar Jefferson B'ks	.....	.....		.....
1870	Ar Broadway	.....	.....		●10.26
1877	Ar Tower Grove	.....	7.30	8.05	10.39
1880	Ar ST. LOUIS	.....	8.00	8.20	11.00

The Texas Eagle

696	Lv POPLAR BLUFF	.....	3.25	4.30	6.35
709	Lv Hendrickson	.....			.....
716	Lv Williamsville	.....			.....
727	Lv Mill Spring	.....			.....
729	Lv Leeper	.....			.....
735	Lv Piedmont	.....	★ 4.15		★ 7.24
746	Lv Des Arc	.....	.....		.....
749	Lv Vulcan	.....	.....		.....
754	Lv Annapolis	.....	.....		.....
762	Lv Chloride	.....	.....		.....
763	Lv Glover	.....	.....		.....
773	Lv Arcadia-Ironton	.....	f 5.10		8.15
779	Lv Middlebrook	.....	.....		.....
781	Lv Iron Mountain	.....	.....		.....
786	Lv Bismarck	.....	5.35		8.35
792	Lv Irondale	.....	.....		.....
801	Lv Mineral Point	.....	.....		.....
805	Lv Cadet	.....	.....		.....
811	Lv Blackwell	.....	.....		.....
820	Lv De Soto	.....	.....		.....
835	Lv Riverside	.....	.....		.....
841	Lv Kimmswick	.....	.....		.....
852	Ar Jefferson B'ks	.....	.....		.....
855	Ar Broadway	.....	.....		●10.26
862	Ar Tower Grove	.....	7.30	8.05	10.39
865	Ar ST. LOUIS	.....	8.00	8.20	11.00

The Texas Eagle

LOS ANGELES — EL PASO — FT. WORTH — DALLAS — LITTLE ROCK — MEMPHIS

Miles			2-202 Daily	26-202 Daily		8-220 Daily
0	Lv LOS ANGELES (PT)	.....	8.10	.....	.....	1.00
812	Lv EL PASO (MT)	.....	12.30	.....	.....	1.00
1427	Lv FT. WORTH (CT)	.....	5.15	.....	.....	6.10
1459	Lv DALLAS	.....	6.15	.....	.....	7.15
1676	Ar TEXARKANA	.....	10.30	.....	.....	11.45
For	intermediate points see Table above					
1676	Lv TEXARKANA	.....	10.40	9.00	.....	12.05
1688	Lv Homan	.....	.....	.....	.....	.....
1695	Lv Fulton	.....	.....	.....	.....	.....
1708	Lv Hope	.....	.....	9.45	.....	12.45
1716	Lv Emmet	.....	.....	.....	.....	.....
1723	Lv Prescott	.....	.....	10.05	.....	.....
1728	Lv Boughton	.....	.....	.....	.....	.....
1740	Lv Gurdon	.....	.....	10.40	.....	1.20
1744	Lv Curtis	.....	.....	.....	.....	.....
1755	Lv Arkadelphia	.....	.....	11.05	.....	1.40
1766	Lv Donaldson	.....	.....	.....	.....	.....
1777	Lv Malvern	.....	.....	11.45	.....	★ 2.02
1789	Lv Traskwood	.....	.....	.....	.....	.....
1797	Lv Benton	.....	.....	.....	.....	.....
1820	Ar LITTLE ROCK	.....	1.10	1.00	.....	3.05
			202			220
1820	Lv LITTLE ROCK	.....	2.30		.....	3.30
1822	Lv North Little Rock	.....	.....		.....	.....
1834	Lv Jacksonville	.....	.....		.....	.....
1853	Lv Beebe	.....	.....		.....	.....
1869	Lv Kensett	.....	3.28		.....	★ 4.20
1878	Ar Bald Knob	.....	3.40		.....	4.35
1878	Lv Bald Knob	.....	3.45		.....	4.35
1890	Lv New Augusta	.....	4.06		.....	4.53
1900	Lv McCrory	.....	4.18		.....	5.05
1910	Lv Fair Oaks	.....	★ 4.30		.....	.....
1923	Lv Wynne	.....	4.58		.....	5.36
1937	Lv Parkin	.....	5.18		.....	.....
1942	Lv Earle	.....	5.27		.....	6.03
1952	Lv Crawfordsville	.....	5.42		.....	.....
1969	Ar MEMPHIS	.....	6.30		.....	7.00

The Texas Eagle

MEXICO CITY — SAN ANTONIO — LITTLE ROCK — MEMPHIS

Miles			32-202 Daily	22-202 Daily	38-220 Daily
0	Lv MEXICO CITY	.....	.....	8.00	.....
635	Lv MONTERREY	.....	.....	3.50	.....
803	Lv LAREDO	.....	.....	9.05	3.00
956	Lv SAN ANTONIO	.....	8.00	2.00	8.15
1216	Ar PALESTINE	.....	2.45	6.55	4.50
1387	Ar TEXARKANA	.....	7.35	10.40	11.30
For	intermediate points see Table above				
1387	Lv TEXARKANA	.....	7.50	10.50	12.05
1399	Lv Homan	.....	.....	.....	.....
1406	Lv Fulton	.....	.....	.....	.....
1419	Lv Hope	.....	8.30	.....	12.45
1427	Lv Emmet	.....	.....	.....	.....
1434	Lv Prescott	.....	★ 8.50	.....	.....
1439	Lv Boughton	.....	.....	.....	.....
1451	Lv Gurdon	.....	9.15	.....	1.20
1455	Lv Curtis	.....	.....	.....	.....
1466	Lv Arkadelphia	.....	★ 9.35	.....	1.40
1477	Lv Donaldson	.....	.....	.....	.....
1488	Lv Malvern	.....	★ 9.59	.....	★ 2.02
1500	Lv Traskwood	.....	.....	.....	.....
1508	Lv Benton	.....	.....	.....	.....
1531	Ar LITTLE ROCK	.....	11.15	1.20	3.05
			202		220
1531	Lv LITTLE ROCK	.....	2.30		3.30
1533	Lv North Little Rock	.....	.....		.....
1545	Lv Jacksonville	.....	.....		.....
1564	Lv Beebe	.....	.....		.....
1580	Lv Kensett	.....	3.28		★ 4.20
1589	Ar Bald Knob	.....	3.40		4.35
1589	Lv Bald Knob	.....	3.45		4.35
1601	Lv New Augusta	.....	4.06		4.53
1611	Lv McCrory	.....	4.18		5.05
1621	Lv Fair Oaks	.....	★4.30		.....
1634	Lv Wynne	.....	4.58		5.36
1648	Lv Parkin	.....	5.18		.....
1653	Lv Earle	.....	5.27		6.03
1663	Lv Crawfordsville	.....	5.42		.....
1680	Ar MEMPHIS	.....	6.30		7.00

The Texas Eagle

GALVESTON — HOUSTON — LITTLE ROCK — MEMPHIS

Miles			132 32-202 Daily	22-202 Daily	38-220 Daily
0	Lv GALVESTON	.....	.....	2.00	.....
50	Lv HOUSTON	.....	11.00	4.00	12.01
201	Lv PALESTINE	.....	3.05	7.15	5.30
372	Ar TEXARKANA	.....	7.35	10.40	11.30
For	intermediate points see Table above				
372	Lv TEXARKANA	.....	7.50	10.50	12.05
384	Lv Homan	.....	.....	.....	.....
391	Lv Fulton	.....	.....	.....	.....
404	Lv Hope	.....	8.30	.....	12.45
412	Lv Emmet	.....	.....	.....	.....
419	Lv Prescott	.....	★ 8.50	.....	.....
424	Lv Boughton	.....	.....	.....	.....
436	Lv Gurdon	.....	9.15	.....	1.20
440	Lv Curtis	.....	.....	.....	.....
451	Lv Arkadelphia	.....	★ 9.35	.....	1.40
462	Lv Donaldson	.....	.....	.....	.....
473	Lv Malvern	.....	★ 9.59	.....	★ 2.02
485	Lv Traskwood	.....	.....	.....	.....
493	Lv Benton	.....	.....	.....	.....
516	Ar LITTLE ROCK	.....	11.15	1.20	3.05
			202		220
516	Lv LITTLE ROCK	.....	2.30		3.30
518	Lv North Little Rock	.....	.....		.....
530	Lv Jacksonville	.....	.....		.....
549	Lv Beebe	.....	.....		.....
565	Lv Kensett	.....	3.28		★ 4.20
574	Ar Bald Knob	.....	3.40		4.35
574	Lv Bald Knob	.....	3.45		4.35
586	Lv New Augusta	.....	4.06		4.53
596	Lv McCrory	.....	4.18		5.05
606	Lv Fair Oaks	.....	★ 4.30		.....
619	Lv Wynne	.....	4.58		5.36
633	Lv Parkin	.....	5.18		.....
638	Lv Earle	.....	5.27		6.03
648	Lv Crawfordsville	.....	5.42		.....
665	Ar MEMPHIS	.....	6.30		7.00

The Texas Eagle

★Stops to receive or discharge revenue passengers.

●—Stops to discharge revenue passengers.

■—Stops to receive revenue passengers.

▲—Bus Service-rail tickets honored.

f—Stops on Signal.

Light figures indicate A. M.

Black figures indicate P. M.

TABLE 23 — ST. LOUIS — LITTLE ROCK — BENTON — HOT SPRINGS

10-31-48

Miles		31-831 Daily	7-219 Daily
0	Lv ST. LOUIS	5.35	12.45
3	Lv Tower Grove	5.46	12.54
10	Lv Broadway	.....	■ 1.09
45	Lv DeSoto	.....	1.52
64	Lv Mineral Point	.....	.....
79	Lv Bismarck	7.32	2.45
84	Lv Iron Mountain	.....	● 2.55
92	Lv Arcadia-Ironton	f 7.49	3.10
111	Lv Annapolis	.....	★ 3.39
130	Lv Piedmont	★ 8.45	4.15
149	Lv Williamsville	.....	★ 4.44
169	Ar Poplar Bluff	9.35	5.55
169	Lv Poplar Bluff	9.45	6.05
195	Lv Corning	.....	6.33
202	Lv Knobel	.....	★ 6.42
229	Lv Hoxie	★10.45	7.30
264	Lv Newport	11.20	8.25
291	Lv Bald Knob	.....	8.59
300	Lv Kensett	.....	9.15
316	Lv Beebe	.....	9.33
335	Lv Jacksonville	.....	.....
349	Ar Little Rock	1.05	10.30
349	Lv Little Rock	2.30	11.20
372	Lv Benton	2.55	11.44
402	Ar Hot Springs Nat'l Park	4.00	12.45

See Table 17 for complete schedules St. Louis to Little Rock.

Miles		220-8 Daily	832-32 Daily
0	Lv Hot Springs Nat'l Park	1.45	8.00
30	Lv Benton	2.31	9.00
53	Ar Little Rock	3.00	9.45
53	Lv Little Rock	3.20	11.59
65	Lv Jacksonville	.....	.....
86	Lv Beebe	.....	.....
102	Lv Kensett	.....	.....
111	Lv Bald Knob	.....	.....
138	Lv Newport	4.45	1.32
173	Lv Hoxie	★ 5.20	2.10
200	Lv Knobel	.....	.....
207	Lv Corning	● 5.55	.....
233	Ar Poplar Bluff	6.25	3.15
233	Lv Poplar Bluff	6.35	3.25
253	Lv Williamsville	.....	.....
272	Lv Piedmont	★ 7.24	★ 4.15
291	Lv Annapolis	.....	.....
310	Lv Arcadia-Ironton	8.15	f 5.10
318	Lv Iron Mountain	.....	.....
323	Lv Bismarck	8.35	5.35
338	Lv Mineral Point	.....	.....
357	Lv DeSoto	.....	.....
392	Ar Broadway	●10.26	.....
399	Ar Tower Grove	10.39	7.30
402	Ar ST. LOUIS	11.00	8.00

See Table 20 for complete schedules Little Rock to St. Louis.

TABLE 24 — LITTLE ROCK — HOT SPRINGS

3-7-49

Via Missouri Pacific Bus Lines

	Bus Daily	Bus Daily	Bus Daily	Bus Daily	Bus Daily	Bus Daily	Bus Daily	Bus Daily
Lv LITTLE ROCK	7.30	10.15	1.30	3.00	4.30	5.45	7.45	1.00
.....Benton	8.20	11.05	2.20	3.50	5.25	6.35	8.35	1.40
Ar HOT SPRINGS	9.20	12.05	3.20	4.50	6.20	7.35	9.35	2.30

	Bus Daily	Bus Daily	Bus Daily	Bus Daily	Bus Daily	Bus Daily	Bus Daily	Bus Daily
Lv HOT SPRINGS	5.00	7.10	10.20	10.40	1.00	2.30	4.45	9.45
.....Benton	6.05	8.10	11.20	.....	2.00	3.30	5.45	10.40
Ar LITTLE ROCK	6.55	9.00	12.10	12.10	2.50	4.20	6.35	11.30

NOTE—Time shown at Little Rock is for Bus Station at Markham & Louisiana St.

TABLE 25 — ST. LOUIS — WYNNE — HELENA — MEMPHIS

10-31-48

Miles		3-303 222 Daily	Bus Daily
0	Lv ST. LOUIS	7.22	.....
3	Lv Tower Grove	7.30	.....
10	Lv Broadway	7.45	.....
45	Lv De Soto	8.38	.....
64	Lv Mineral Point	9.06	.....
79	Lv Bismarck	9.37	.....
92	Lv Arcadia-Ironton	10.00	.....
111	Lv Annapolis	10.35	.....
130	Lv Piedmont	11.05	.....
149	Lv Williamsville	11.35	.....
169	Ar Poplar Bluff	12.30	.....
169	Lv Poplar Bluff	12.40	4.40
195	Lv Corning	1.18	5.25
202	Ar Knobel	1.35	.....
202	Lv Knobel	2.00	.....
215	Lv Gainesville	f 2.16	6.15
223	Lv Paragould	2.26	7.00
235	Lv Brookland	f 2.43	7.20
241	Lv Nettleton	2.55	.....
	Lv Jonesboro	.....	7.45
260	Lv Harrisburg	3.29	8.40
266	Lv White Hall	3.39	8.55
271	Lv Cherry Valley	3.49	9.10
277	Lv Vanndale	f 3.57	9.25
284	Ar Wynne	4.10	9.40
284	Lv Wynne	▲ 9.20	9.40
294	Lv Caldwell	9.40	10.00
299	Lv Forrest City	10.00	10.20
313	Lv Marianna	10.35	11.00
326	Lv Lexa Jct	10.55	11.25
339	Ar HELENA	▲11.30	11.59
284	Lv Wynne	4.55	9.50
298	Lv Parkin	5.15	10.20
303	Lv Earle	5.25	10.30
313	Lv Crawfordsville	5.41	10.50
330	Ar MEMPHIS	6.20	11.40

Miles		219 304-4 Daily	Bus Daily
0	Lv MEMPHIS	8.00	7.05
17	Lv Crawfordsville	.....	7.55
27	Lv Earle	8.33	8.20
32	Lv Parkin	.....	8.30
46	Ar Wynne	9.00	9.00
0	Lv HELENA	▲ 6.00	6.00
13	Lv Lexa Jct	6.35	6.35
26	Lv Marianna	6.55	6.55
40	Lv Forrest City	7.45	7.45
45	Lv Caldwell	7.55	7.55
55	Ar Wynne	▲ 8.15	8.15
46	Lv Wynne	9.10	9.10
53	Lv Vanndale	9.20	9.25
59	Lv Cherry Valley	9.28	9.40
64	Lv White Hall	9.38	9.55
70	Lv Harrisburg	9.46	10.10
89	Lv Jonesboro		11.20
	Lv Nettleton	10.15	
95	Lv Brookland	10.26	11.40
107	Lv Paragould	10.54	11.59
115	Lv Gainesville	f 11.02	f
128	Ar Knobel	11.20	.....
128	Lv Knobel	11.25	.....
135	Lv Corning	11.35	1.00
161	Ar Poplar Bluff	12.20	1.50
161	Lv Poplar Bluff	12.30	.....
181	Lv Williamsville	12.58	.....
200	Lv Piedmont	1.30	.....
219	Lv Annapolis	1.57	.....
238	Lv Arcadia-Ironton	2.28	.....
251	Lv Bismarck	2.55	.....
266	Lv Mineral Point	3.18	.....
285	Lv De Soto	3.50	.....
320	Lv Broadway	f 4.52	.....
327	Lv Tower Grove	5.10	.....
330	Ar ST. LOUIS	5.30	.....

▲—Via Missouri Pacific Bus Lines — Rail tickets honored — Corpse cannot be handled.
f—Stops on signal. ★—Stops to receive or discharge revenue passengers.
■—Stops to receive revenue passengers. ●—Stops to discharge revenue passengers.



Missouri Pacific train-truck merchandise service

WHAT IT IS: Service that expedites LCL freight shipments by combining train and truck operations.

HOW IT WORKS: Shipments are loaded into freight cars and moved by rail to designated break-bulk stations. At these points, shipments are transferred to Missouri Pacific trucks for over the road delivery to destination.

WHERE IT OPERATES: There are more than 11,000 miles of Missouri Pacific truck routes coordinated with merchandise train schedules serving hundreds of stations in Missouri, Kansas, Nebraska, Illinois, Arkansas, Louisiana and Texas.

WHAT IT MEANS TO SHIPPERS: Taking advantage of this train-truck service means faster, more efficient and dependable handling of all LCL freight.

For more detailed information about this merchandise freight service, see your Missouri Pacific agent or traffic representative.



EL DORADO...
OIL CAPITAL OF ARKANSAS

LOCATED on the southern border of Arkansas, El Dorado has been the petroleum center of the state for the past 28 years, assuming each day a position of greater significance in industry and good living. More than 100 years have passed since a small clearing, deep in soft pine and hardwood forests, was selected the county seat of Union County, Arkansas, and given the wishful name of El Dorado. January, 1921, however, accelerated the tempo of growth overnight in this small lumber and agricultural community when news spread that the Busey well had blown in a gusher. Some 20,000 persons flocked to El Dorado in one of the last of the romantic oil booms. Exhausting the limited housing space, men slept in box cars, shacks, automobiles or where they could.

Today the population of Greater El Dorado is over 25,000 — a modern, friendly community, blessed with unusually handsome churches, highly accredited schools and attractive homes. Here are outstanding shopping facilities and varied recreations, both cultural and sporting, as well as dozens of civic, fraternal and patriotic organizations. In 1947 the citizens completed construction of an 8,000 seat concrete memorial stadium, and the next year undertook a $1,025,000 hospital expansion campaign slated to make El Dorado the medical center of South Arkansas and North Louisiana.

Industry has found and is finding El Dorado's native labor, abundant natural gas, pure water and plentiful power highly profitable. More than forty manufacturing plants, including two giant refineries and one of the largest ammonium nitrate fertilizer plants in the nation, are here. Rail, air, bus and truck transportation carry El Dorado traffic in every direction as the city goes on to prove that it was prophetically named. Centrally located in the 10,000-mile Missouri Pacific system, El Dorado moves a substantial share of its traffic north, east, south and west over Missouri Pacific rails.

Story prepared for Missouri Pacific Timetable Folder by El Dorado Chamber of Commerce.

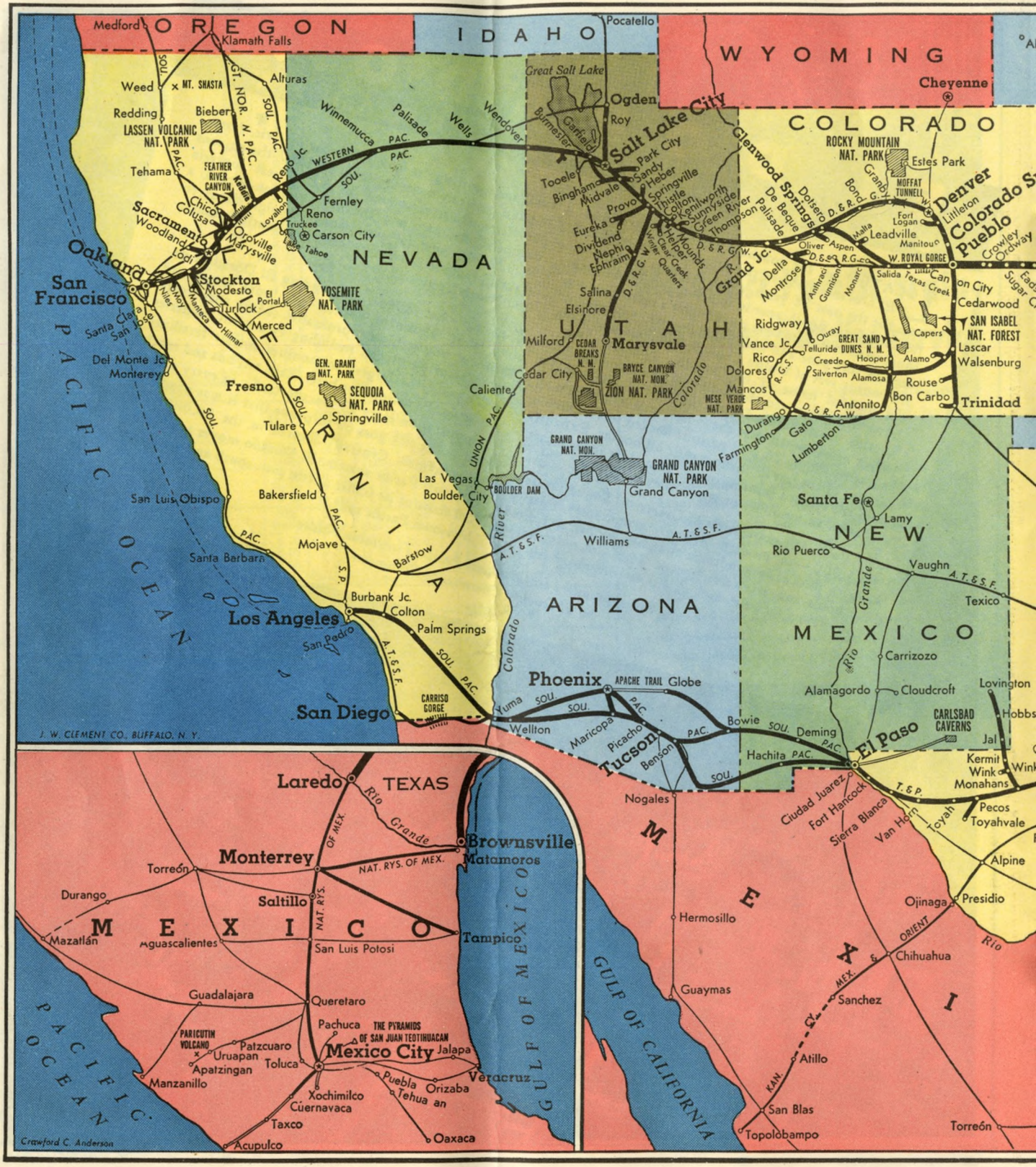
OREGON
IDAHO
WYOMING
COLORADO
NEVADA
UTAH
ARIZONA
NEW MEXICO
CALIFORNIA
PACIFIC OCEAN
GULF OF CALIFORNIA
MEXICO
TEXAS
Medford
Klamath Falls
Weed
MT. SHASTA
Alturas
Redding
Bieber
LASSEN VOLCANIC NAT. PARK
Tehama
FEATHER RIVER CANYON
Chico
Colusa
Sacramento
Woodland
Oroville
Marysville
Lodi
Oakland
San Francisco
Stockton
Modesto
Turlock
Merced
Santa Clara
San Jose
Del Monte Jc.
Monterey
Fresno
Tulare
Springville
Bakersfield
San Luis Obispo
Santa Barbara
Mojave
Barstow
Burbank Jc.
Colton
Los Angeles
San Pedro
Palm Springs
San Diego
CARRISO GORGE
Yuma
Wellton
Phoenix
APACHE TRAIL
Globe
Maricopa
Picacho
Tucson
Benson
Bowie
Deming
Hachita
El Paso
Nogales
Hermosillo
Guaymas
San Blas
Topolobampo
Ciudad Juarez
Fort Hancock
Sierra Blanca
Van Horn
Toyah
Pecos
Toyahvale
Alpine
Presidio
Ojinaga
Chihuahua
Sanchez
Atillo
Torreón
Lovington
Hobbs
Jal
Kermit
Wink
Monahans
CARLSBAD CAVERNS
Carrizozo
Alamagordo
Cloudcroft
Santa Fe
Lamy
Rio Puerco
Vaughn
Texico
Williams
Las Vegas
Boulder City
BOULDER DAM
GRAND CANYON NAT. MON.
GRAND CANYON NAT. PARK
Grand Canyon
Caliente
Cedar City
CEDAR BREAKS N. M.
BRYCE CANYON NAT. MON.
ZION NAT. PARK
Milford
Marysvale
Salina
Elsinore
Eureka
Dividend
Nephi
Ephraim
Provo
Salt Lake City
Great Salt Lake
Ogden
Roy
Garfield
Burmester
Park City
Sandy
Heber
Springville
Thistle
Colton
Kenilworth
Sunnyside
Green River
Thompson
Mounds
Helper
Winter Quarters
Clear Creek
Tooele
Bingham
Midvale
Glenwood Springs
De Beque
Palisade
Dotsero
Grand Jc.
Delta
Montrose
Ridgway
Vance Jc.
Rico
Dolores
Mancos
MESE VERDE NAT. PARK
Durango
Farmington
Gato
Lumberton
Antonito
Oliver
Aspen
Leadville
Malta
Manitou
Fort Logan
Granby
Bond
Estes Park
ROCKY MOUNTAIN NAT. PARK
MOFFAT TUNNELL
Denver
Littleton
Colorado Sp.
Pueblo
Crowley
Ordway
W. ROYAL GORGE
Salida
Texas Creek
Canon City
Cedarwood
SAN ISABEL NAT. FOREST
Lascar
Walsenburg
Capers
Alamo
Hooper
Creede
Silverton
Alamosa
GREAT SAND DUNES N. M.
Ouray
Telluride
Rouse
Bon Carbo
Trinidad
Cheyenne
Pocatello
Wendover
Wells
Palisade
Winnemucca
Reno Jc.
Fernley
Reno
Truckee
Carson City
Lake Tahoe
Loyalton
Keddie
Oroville
Marysville
Nilles
Moy
Manteca
Hilmar
El Portal
YOSEMITE NAT. PARK
GEN. GRANT NAT. PARK
SEQUOIA NAT. PARK
Santa Clara
Hilmar
Colorado River
Rio Grande
Rio Grande
Rio
Laredo
Brownsville
Matamoros
Monterrey
Torreón
Durango
Saltillo
Mazatlán
Aguascalientes
San Luis Potosi
Tampico
Guadalajara
Queretaro
Pachuca
THE PYRAMIDS OF SAN JUAN TEOTIHUACAN
PARICUTIN VOLCANO
Patzcuaro
Uruapan
Apatzingan
Toluca
Mexico City
Jalapa
Veracruz
Manzanillo
Xochimilco
Cuernavaca
Puebla
Orizaba
Tehuacan
Taxco
Acupulco
Oaxaca
J. W. CLEMENT CO., BUFFALO, N. Y.
Crawford C. Anderson

NEBRASKA
Omaha
Council Bluffs
Des Moines
IOWA
Davenport
Chicago
West Side Jc.
Weeping Water
Fort Crook
Plattsmouth
Union
Nebraska City
Lincoln
Grand Island
Crete
Rock Island
Burlington
Joliet
Bloomington
ILLINOIS
Danville
Decatur
Springfield
Mississippi R.
Hastings
Superior
Burr Oak
Lenora
Stockton
Auburn
Falls City
Hiawatha
Talmage
St. Joseph
Fort Leavenworth
Leavenworth
Atchison
Kansas City
Independence
Lexington
Higginsville
Marshall Jc.
Boonville
Sandy Hook
Cole Jc.
Jefferson City
Chamois
Hermann
Washington
Pacific
Glencoe
Chapman
St. Louis
E. St. Louis
Salem
Centralia
Mt. Vernon
IND.
KANSAS
Topeka
Osawatomie
Ottawa
Paola
Leeds
Salina
Council Grove
Osage City
Lomax
Herington
Gypsum
Marshall
Sedalia
California
Bagnell
Lake of the Ozarks
MISSOURI
Eureka
Kirkwood
Valley Jc.
Du Po
Genevieve
Flinton
Collins
Chester
Benton
Herrin
Johnson City
Paulton
Bush
M. & E. Jc.
Marion
Carterville
Howardton
Halsey
Gale
Thebes
Cairo
KY.
Utica
McCracken
La Crosse
Hoisington
Claflin
Great Bend
Larned
Stafford
Hutchinson
Mt. Hope
McPherson
Newton
Wichita
Garnett
Le Roy
Durand
Yates Center
Toronto
Worland
Mound City
Iola
Butler
Rich Hill
Nevada
Lamar
Carthage
Aurora
Springfield
Crane
Potosi
Mineral Point
Bismarck
Ironton-Arcadia
Piedmont
Poplar Bluff
Neelyville
Doniphan
Dexter Jc.
Charleston
Scott City
Leoti
Tribune
Horace
Sheridan Lake
Preston
Olcott
Conway Springs
Anthony
Hardtner
Kiowa
El Dorado
Eureka
Roper
Fredonia
Independence
Dexter
Belle Plaine
Winfield
Arkansas City
Ft. Scott
Cornell Jc.
Pittsburg
PAC.
Joplin
Caney
Coffeyville
Nowata
Claremore
Tulsa
Wagoner
Muskogee
Okay
Sallisaw
WHITE RIVER COUNTRY
Branson
Hollister
Cotter
Calico Rock
Cushman
Batesville
Knobel
Hoxie
Paragould
Nettleton-Jonesboro
TENN.
Jackson
OKLAHOMA
Oklahoma City
Amarillo
Henryetta
Dustin
K. O. & G.
Fort Smith
Greenwood
Paris
Van Buren
Ozark
Alix
Spadra Jc.
Clarksville
Knoxville
Russellville
Searcy
Diaz
Newport
Bald Knob
Kensett
Wynne
Memphis
Briark
FT. W. & D.C.
Lubbock
PLATT NAT. PARK
Tupelo
Durant
Mountain Pine
HOT SPRINGS NAT. PARK
Hot Springs
Norman
Camp Robinson
Beebe
Little Rock
Brinkley
Hulbert
Hughes
Marianna
Helena
Corinth
Clarendon
Pine City
Pine Bluff
Barton Jc.
Wichita Falls
Red
Whitesboro
Denison
Sherman
Bonham
Honey Grove
New Boston
Texarkana
Clear Lake Jc.
Nashville
Delight
Gurdon
Pike Jc.
Benton
Arkadelphia
Smithton
Hope
Camden
McGehee
Warren
Dermott
Montrose
Crossett
El Dorado
Arkansas City
Halley
Greenville
Lake Village
Eudora
MISSISSIPPI
Breckenridge
Mineral Wells
Weatherford
Hamlin
Anson
Fluvanna
Snyder
Colorado
Roscoe
Westbrook
Big Spring
Midland
Odessa
Cisco
Ranger
Eastland
Sweetwater
Abilene
Tuscola
Ballinger
San Angelo
Denton
Fort Worth
Dallas
Terrell
Grand Saline
Paris
Clarksville
Big Sandy
Gladewater
Atlanta
T. & P.
TEX. & PAC.
Italy
Mertens
Waco
Marlin
Tyler
Minneola
Marshall
Longview
Kilgore
Henderson
Troup
Jacksonville
Palestine
Shreveport
Felsenthal
Farmerville
Bastrop
Monroe
Y. & M. V.
Vicksburg
Jackson
Meridian
Lake Providence
Tallulah
Delhi
Rayville
Columbia
S. Mansfield
Cypress
Georgetown
LOUISIANA
TEXAS
P. & S. F.
Fort Stockton
Brownwood
G. C. & S. F.
Milano
Rockdale
Taylor
Georgetown
Austin
San Marcos
New Braunfels
Monte Vista
San Antonio
Hearne
Valley Jc.
Jewett
Bryan
College Sta.
Round Rock
Navasota
Magnolia
Crockett
Madisonville
Trinity
Phelps
Huntsville
Conroe
Newton
Boyce
Alexandria
Simms
Ferriday
Clayton
Natchez
Vidalia
Torras
Laurel
ALABAMA
Uvalde
Dabney
Pulliam
Crystal City
Carrizo Springs
Asherton
Catarina
Kirk
Pearsall
Dilley
North Pleasanton
Campbellton
Jourdanton
Fowlerton
Three Rivers
Mathis
Houston
Spring
Hardin
Sour Lake
Kinder
Ville Platte
Melville
Mix
Anchorage
Baton Rouge
Eunice
Crowley
Opelousas
Port Barre
Lake Charles
Beaumont
Orange
Jefferson Island
New Iberia
Franklin
Plaquemine
Indian Village
Donaldsonville
Thibodaux
St. James
Luling
New Orleans
Gretna
Belle Chasse
Buras
Laredo
Gardendale
Artesia Wells
Victoria
Galveston
East Columbia
Angleton
Brazoria
Robstown
Odem
Corpus Christi
Rio Grande City
Sam Fordyce
Mission
Hidalgo
San Benito
Harlingen
Port Isabel
Brownsville
Monterrey
Matamoros
NAT. RYS. OF MEX.
GULF OF MEXICO
MISSOURI PACIFIC LINES
"A Service Institution"
INDICATES HIGHWAY SERVICE



A STEAMBOAT DELIVERED THE WEST'S FIRST "IRON HORSE"

MANY an event significant in the history of the West has had as its setting the levee at St. Louis. Such an occasion was the delivery there on August 20, 1852 of Pacific No. 3, a tiny wood-burning locomotive that arrived aboard a Mississippi River steamboat.

Little wonder that crowds gathered to witness the unloading, for this was the first locomotive that most of those present had ever seen. Very few steam railroads were then in operation east of the Mississippi — none at all west of the big river.

Pacific No. 3 was constructed at Taunton, Mass., for the Pacific Railroad of Missouri, forerunner of the present Missouri Pacific Lines. It had to be shipped aboard a sailing vessel to New Orleans and up the river to St. Louis by steamboat.

Granted a charter by the Missouri legislature on March 12, 1849, financed and organized by a group of St. Louis civic leaders in 1850, the Pacific Railroad held ground-breaking ceremonies at St. Louis on July 4, 1851. By the time Pacific No. 3 arrived, about five miles of road had been completed.

It is interesting to note that rails laid during the period of early construction were rolled in Wales, shipped to New Orleans and transported up the Mississippi by steamboat.

On December 9, 1852, the first railroad train ever operated west of the Mississippi left St. Louis traveling westward to the end of the Pacific Railroad. Aboard as passengers were the president and directors of the railroad with members of the Missouri legislature. Puffing proudly at the head was Pacific No. 3.

The five-mile Pacific Railroad of 1852 has become the Missouri Pacific Lines of 1949, an efficient, modern, 10,000-mile system with a fleet of swift and powerful steam and diesel locomotives that would make Pacific No. 3 look puny and grotesque in comparison. That pioneer iron horse, however, occupies a position in railroad annals that none of its present day descendants can ever achieve. It was the West's first locomotive, it heralded the area of rail transportation that spread permanent settlement, development and progress across a continent.

Portraying the delivery of Pacific No. 3 in 1852, the painting reproduced above is one of a series of historical subjects displayed in the Missouri Pacific Museum in the Missouri Pacific Building at St. Louis.



Now on its summer schedule, this popular new program offers the same delightful entertainment that you and thousands of others enjoyed throughout the fall and winter season. It dramatizes events in the lives of America's greatest composers, brings you tuneful excerpts from their finest works.

GORDON MACRAE, versatile singing and acting star of *"The Railroad Hour Show Train,"* will continue through the summer season. Co-starred with him will be LUCILLE NORMAN, who has appeared in several previous "Railroad Hour" programs as well as in Broadway shows, night clubs, and motion pictures. They will be supported by the noted SPORTSMEN QUARTET and an orchestra directed by JOHN RARIG.

Set your dial for the "Railroad Hour" and you'll be set for 30 minutes of radio entertainment at its best.

Monday Evenings ABC Network

7 P. M. CENTRAL TIME
8 P.M. EASTERN, MOUNTAIN & PACIFIC TIMES

Presented by the

AMERICAN RAILROADS

TABLE 26
10-31-48

ST. LOUIS — MEMPHIS — AUSTIN — SAN ANTONIO — MEXICO

Miles			21 Daily	31 Daily	37 Daily
0	Lv	ST. LOUIS	5 30	5 35	12 45
.....	Lv	MEMPHIS	8 30	8 30	8 00
349	Lv	LITTLE ROCK	12 20	1 35	11 25
493	Ar	TEXARKANA	3 00	4 50	2 30
493	Lv	TEXARKANA(T&P)	3 10	5 05	4 00
583	Ar	Longview	4 45	7 00	6 50
0	Lv	Longview(I-GN)	4 50	7 15	7 10
12	Lv	Kilgore	★5 05	7 35	7 28
22	Lv	Overton	.....	7 52	7 46
29	Lv	Arp	.....	.....	7 56
36	Ar	Troup	★5 34	8 13	8 11
.....	Lv	Tyler	▲4 45	▲7 20	▲7 20
.....	Ar	Troup	▲5 25	▲8 00	▲8 20
36	Lv	Troup	★5 34	8 13	8 11
42	Lv	Gould	.....	.....	.....
54	Lv	Jacksonville	★5 54	8 37	8 38
61	Lv	Ironton	.....	.....	.....
65	Lv	Prices	.....	.....	.....
70	Lv	Neches	.....	.....	9 09
81	Ar	Palestine	6 30	9 25	9 40
81	Lv	Palestine	6 45	9 40	10 20
91	Lv	Tucker	.....	.....	★1033
99	Lv	Oakwood	.....	.....	f10 47
107	Lv	Keechi	.....	.....	f11 01
118	Lv	Buffalo	.....	.....	f11 14
125	Lv	Jewett	.....	10 36	11 30
136	Lv	Marquez	.....	.....	f11 46
145	Lv	Ridge	.....	.....	f11 57
150	Lv	Easterly	.....	.....	f12 05
154	Lv	New Baden	.....	.....	f12 12
158	Lv	Franklin	.....	11 18	12 19
171	Lv	Hearne	★8 22	11 35	12 45
175	Ar	Valley Jct.	.....	11 50	1 00
.....	Lv	FT. WORTH	.....	7 10	.....
.....	Ar	Valley Jct.	.....	11 50	.....
175	Lv	Valley Jct.	.....	11 50	1 00
181	Lv	Gause	.....	.....	1 08
191	Lv	Milano	.....	12 16	1 38
200	Lv	Rockdale	.....	12 27	1 56
214	Lv	Thorndale	.....	.....	2 23
220	Lv	Thrall	.....	.....	2 39
226	Lv	Taylor	9 23	1 05	3 05
235	Lv	Hutto	.....	.....	3 25
243	Lv	Round Rock	.....	.....	3 37
248	Lv	McNeil	.....	.....	3 49
261	Ar	AUSTIN	10 10	1 58	4 35
261	Lv	AUSTIN	10 10	1 58	4 35
271	Lv	Manchaca	.....	.....	4 57
276	Lv	Buda	.....	.....	5 06
282	Lv	Kyle	.....	.....	5 18
291	Lv	San Marcos	10●47	2 38	5 39
298	Lv	Hunter	.....	.....	5 52
309	Lv	New Braunfels	11●06	3 08	6 08
329	Lv	Wetmore	.....	.....	6 40
337	Lv	Monte Vista	11 36	3 47	7 00
340	Ar	SAN ANTONIO	11 45	4 00	7 10
.....	Ar	CORPUS CHRISTI	4 25	4 35	4 25
340	Lv	SAN ANTONIO	12 05	.....	8 35
353	Lv	Von Ormy	.....	.....	9 01
363	Lv	Lytle	.....	.....	9 19
368	Lv	Natalia	.....	.....	9 27
373	Lv	Devine	1 08	.....	9 34
382	Lv	Moore	.....	.....	9 49
394	Lv	Pearsall	1 39	.....	10 09
403	Lv	Derby	.....	.....	10 22
410	Lv	Dilley	2 03	.....	10 42
417	Lv	Millett	.....	.....	10 53
421	Lv	Gardendale	f 2 25	.....	11 07
427	Lv	Cotulla	2 37	.....	11 18
438	Lv	Artesia Wells	.....	.....	11 35
455	Lv	Encinal	3 20	.....	11 59
494	Ar	LAREDO	4 20	.....	1 00
		N de M			
496	Lv	NUEVO LAREDO	5 30	.....	.....
652	Ar	MONTERREY	10 05	.....	.....
973	Ar	SAN LUIS POTOSI.	8 55	.....	.....
1297	Ar	MEXICO CITY	8 00	.....	.....

Streamlined Train — *The Texas Eagle*

Miles			22 Daily	32 Daily	38 Daily
		N de M			
0	Lv	MEXICO CITY	8 00	.....	.....
326	Lv	SAN LUIS POTOSI.	6 35	.....	.....
635	Lv	MONTERREY	3 50	.....	.....
801	Ar	NUEVO LAREDO	8 00	.....	.....
0	Lv	LAREDO (I-GN)	9 05	.....	3 00
39	Lv	Encinal	10 09	.....	3 59
56	Lv	Artesia Wells	.....	.....	4 25
67	Lv	Cotulla	10 55	.....	4 44
73	Lv	Gardendale	f11 07	.....	4 55
77	Lv	Millett	.....	.....	5 03
84	Lv	Dilley	11 28	.....	5 14
91	Lv	Derby	.....	.....	5 31
100	Lv	Pearsall	11 56	.....	5 49
112	Lv	Moore	.....	.....	6 09
121	Lv	Devine	f12 32	.....	6 24
126	Lv	Natalia	.....	.....	6 34
131	Lv	Lytle	.....	.....	6 45
141	Lv	Von Ormy	.....	.....	6 59
154	Ar	SAN ANTONIO	1 30	.....	7 25
.....	Lv	CORPUS CHRISTI	9 35	11 45	.....
154	Lv	SAN ANTONIO	2 00	8 00	8 15
157	Lv	Monte Vista	2 07	8 09	8 24
165	Lv	Wetmore	.....	.....	f 8 36
185	Lv	New Braunfels	■2 39	8 50	9 05
196	Lv	Hunter	.....	.....	★9 19
203	Lv	San Marcos	■2 59	9 18	9 30
212	Lv	Kyle	.....	.....	9 46
218	Lv	Buda	.....	.....	9 58
223	Lv	Manchaca	.....	.....	★1006
233	Ar	AUSTIN	3 40	10 10	10 45
233	Lv	AUSTIN	3 40	10 10	10 45
246	Lv	McNeil	.....	.....	.....
251	Lv	Round Rock	.....	.....	11 21
259	Lv	Hutto	.....	.....	11 34
268	Lv	Taylor	4 22	11 15	11 59
274	Lv	Thrall	.....	.....	12 11
280	Lv	Thorndale	.....	.....	12 23
294	Lv	Rockdale	.....	11 50	12 44
303	Lv	Milano	.....	12 01	12 56
313	Lv	Gause	.....	.....	1 27
319	Ar	Valley Jct.	.....	12 35	1 40
.....	Lv	Valley Jct.	.....	12 35	.....
.....	Ar	FT. WORTH	.....	5 05	.....
319	Lv	Valley Jct.	.....	12 35	1 40
323	Lv	Hearne	★5 18	12 44	1 55
336	Lv	Franklin	.....	1 00	2 15
340	Lv	New Baden	.....	.....	2 24
344	Lv	Easterly	.....	.....	2 33
349	Lv	Ridge	.....	.....	2 43
358	Lv	Marquez	.....	.....	2 58
369	Lv	Jewett	.....	1 43	3 21
376	Lv	Buffalo	.....	.....	3 38
387	Lv	Keechi	.....	.....	3 50
395	Lv	Oakwood	.....	.....	4 09
403	Lv	Tucker	.....	.....	★4 25
413	Ar	Palestine	6 55	2 45	4 50
413	Lv	Palestine	7 15	3 05	5 30
424	Lv	Neches	.....	.....	f 5 46
429	Lv	Prices	.....	.....	.....
433	Lv	Ironton	.....	.....	.....
440	Lv	Jacksonville	■7 50	3 47	6 22
452	Lv	Gould	.....	.....	.....
458	Ar	Troup	★8 11	4 14	6 54
.....	Lv	Troup	▲8 20	▲4 50	▲7 10
.....	Ar	Tyler	▲9 00	▲5 30	▲7 50
458	Lv	Troup	★8 11	4 14	6 54
465	Lv	Arp	.....	.....	7 04
472	Lv	Overton	.....	4 35	7 16
482	Lv	Kilgore	★8 39	4 50	7 35
494	Ar	Longview	9 00	5 15	8 10
494	Lv	Longview (T&P)	9 05	5 30	8 30
584	Ar	TEXARKANA	10 40	7 35	11 30
584	Lv	TEXARKANA	10 50	7 50	12 05
728	Ar	LITTLE ROCK	1 20	11 15	3 05
877	Ar	MEMPHIS	6 30	6 30	7 00
1077	Ar	ST. LOUIS	8 20	8 00	11 00

Streamlined Train — *The Texas Eagle*

▲—Via bus-rail tickets honored — corpse cannot be handled.
★—stops to receive or discharge revenue passengers.
f—stops on signal.
■—Stops to receive revenue passengers. ●—Stops to discharge revenue passengers.

TABLE 10-31-48 **27**

ST. LOUIS — MEMPHIS — HOUSTON — CORPUS CHRISTI — HARLINGEN — MISSION — BROWNSVILLE

(S. A. U. & G. — G. C. L.)

Miles		21-201 25-11 Daily	31-201 131-15 Daily
0	Lv ST. LOUIS	5.30	5.35
.....	Lv MEMPHIS	8.30	8.30
816	Ar HOUSTON	10.00	1.30
0	Lv HOUSTON	¥ 10.45	9.20
28	Lv Algoa	f11.30	f10.10
38	Lv Liverpool	.....	.....
44	Lv Danbury	f11.47	.....
51	Lv Angleton	11.56	10.44
55	Lv Edmonds	.....	.....
63	Lv Brazoria	12.09	11.02
71	Lv Sweeney	12.22	11.15
80	Lv Allenhurst	.....	.....
88	Lv Bay City	12.43	11.45
96	Lv Buckeye	.....	.....
102	Lv Elmaton	.....	.....
107	Lv Blessing	.....	12.19
114	Lv Francitas	.....	.....
122	Lv Laward	f 1.27	.....
127	Lv Lolita	.....	.....
131	Lv Vanderbilt	1.39	12.54
136	Lv LaSalle	.....	.....
147	Lv Placedo	f 2.00	.....
152	Lv Bloomington	2.06	1.24
162	Lv McFaddin	★ 2.20	.....
166	Lv Inari	.....	.....
173	Lv Vidauri	.....	.....
178	Lv Greta	.....	.....
186	Lv Refugio	2.48	2.14
192	Lv Woodsboro	★ 2.55	.....
198	Lv Cranell	.....	.....
203	Lv Ewelder	.....	.....
209	Lv Sinton	3.18	2.50
217	Ar Odem	3.35	3.10
217	Lv Odem	3.45	3.45
234	Ar CORPUS CHRISTI	4.25	4.35
217	Lv ODEM	3.45	3.30
223	Lv Calallen	.....	.....
230	Ar Robstown	4.05	3.55
0	Lv CORPUS CHRISTI	▲ 3.20	▲3.05
16	Ar Robstown	▲ 3.55	▲3.40
230	Lv Robstown	4.05	3.55
240	Lv Driscoll	.....	.....
247	Lv Bishop	f 4.23	4.15
253	Ar Kingsville	4.35	4.30
253	Lv Kingsville	4.40	4.40
260	Lv Ricardo	.....	.....
269	Lv Riviera	.....	.....
274	Lv Sarita	f 5.06	.....
281	Lv Mifflin	.....	.....
289	Lv Turcotte	.....	.....
294	Lv Armstrong	★ 5.30	★ 5.33
304	Lv Norias	.....	.....
311	Lv Rudolph	.....	.....
319	Lv Yturria	.....	.....
325	Lv Raymondville	6.11	6.16
330	Lv Lyford	.....	.....
335	Lv Sebastian	.....	.....
341	Lv Combes	.....	.....
347	Ar HARLINGEN	6.50	6.50
347	Lv HARLINGEN	6.50	7.05
352	Lv San Benito	7.05	7.20
362	Lv Olmito	.....	.....
371	Ar BROWNSVILLE	7.40	8.00
347	Lv HARLINGEN	▲ 7.00	7.05
381	Ar McAllen	8.45	8.36
387	Ar MISSION	▲ 9.00	8.55

The Valley Eagle Streamlined train

Miles		12 26-22-202 Daily	16 202 32 Daily
0	Lv MISSION	▲ 5.35	6.30
6	Lv McAllen	5.50	6.45
40	Ar HARLINGEN	▲ 7.05	8.50
0	Lv BROWNSVILLE	¥ 6.30	8.15
9	Lv Olmito	.....	.....
19	Lv San Benito	6.56	8.41
24	Ar HARLINGEN	7.15	8.57
24	Lv HARLINGEN	7.15	9.15
30	Lv Combes	.....	.....
36	Lv Sebastian	.....	.....
41	Lv Lyford	.....	.....
46	Lv Raymondville	7.45	9.50
52	Lv Yturria	.....	.....
60	Lv Rudolph	.....	.....
67	Lv Norias	.....	.....
77	Lv Armstrong	★ 8.20	★10.33
82	Lv Turcotte	.....	.....
90	Lv Mifflin	.....	.....
97	Lv Sarita	f 8.44	.....
102	Lv Riviera	.....	.....
111	Lv Ricardo	.....	.....
118	Ar Kingsville	9.10	11.30
118	Lv Kingsville	9.15	11.40
124	Lv Bishop	f 9.25	11.50
131	Lv Driscoll	.....	.....
141	Ar Robstown	9.48	12.20
141	Lv Robstown	▲ 9.58	▲12.25
157	Ar CORPUS CHRISTI	▲10.35	▲ 1.05
141	Lv Robstown	9.48	12.20
148	Lv Calallen	.....	.....
154	Ar Odem	10.05	12.40
0	Lv CORPUS CHRISTI	9.35	11.45
17	Ar ODEM	10.05	12.15
154	Lv ODEM	10.15	1.05
162	Lv Sinton	10.28	1.19
168	Lv Ewelder	.....	.....
173	Lv Cranell	.....	.....
179	Lv Woodsboro	★10.50	.....
185	Lv Refugio	11.00	1.53
193	Lv Greta	.....	.....
198	Lv Vidauri	.....	.....
205	Lv Inari	.....	.....
209	Lv McFaddin	★11.27	.....
219	Lv Bloomington	11.40	2.50
224	Lv Placedo	f11.47	.....
235	Lv LaSalle	.....	.....
240	Lv Vanderbilt	12.06	3.30
244	Lv Lolita	.....	.....
249	Lv Laward	f12.22	.....
257	Lv Francitas	.....	.....
264	Lv Blessing	12.40	.....
269	Lv Elmaton	.....	.....
275	Lv Buckeye	.....	.....
283	Lv Bay City	1.08	4.49
291	Lv Allenhurst	.....	.....
300	Lv Sweeny	1.28	★ 5.12
308	Lv Brazoria	1.41	f 5.27
316	Lv Edmonds	.....	.....
320	Lv Angleton	1.53	f 5.41
327	Lv Danbury	f 2.05	.....
333	Lv Liverpool	.....	.....
343	Lv Algoa	f 2.25	f 6.30
371	Ar HOUSTON	3.15	7.30
371	Lv HOUSTON	4.00	11.00
987	Ar MEMPHIS	6.30	6.30
1187	Ar ST. LOUIS	8.20	8.00

The Valley Eagle Streamlined train

▲—Via Missouri Pacific Bus Lines - rail tickets honored — corpse cannot be handled. f—stops on signal. ★—stops to receive or discharge revenue passengers.

TABLE 10-31-48 **28**

ST. LOUIS — MEMPHIS — SAN ANTONIO — CORPUS CHRISTI — HARLINGEN — MISSION — BROWNSVILLE

(GULF COAST LINES)

Miles		21 201 205 Daily	31-215 15-115 Daily
.....	Lv ST. LOUIS	5.30	5.35
.....	Lv MEMPHIS	8.30	8.30
.....	Ar SAN ANTONIO	11.45	4.00
.....	Lv FT. WORTH	.....	7.10
.....	Ar SAN ANTONIO	.....	4.00
0	Lv SAN ANTONIO	11.55	10.40
7	Lv San Jose	.....	.....
13	Lv Cassin	.....	.....
27	Lv Leming	.....	11.35
34	Lv No. Pleasanton	12.59	11.46
35	Lv Pleasanton	1.03	11.55
39	Lv Coughran	.....	.....
46	Lv McCoy	.....	.....
55	Lv Campbellton	1.29	.....
63	Lv Whitsett	.....	.....
68	Lv Sunniland	.....	.....
77	Lv Three Rivers	1.57	1.00
88	Lv George West	2.13	1.16
94	Lv Mikeska	.....	.....
101	Lv Dinero	.....	.....
104	Lv Mt. Lucas	.....	.....
107	Lv Cornelia	.....	.....
113	Lv Mathis	2.51	2.00
126	Lv Edroy	.....	.....
131	Ar Odem	3.20	2.45
131	Lv Odem	3.45	3.45
141	Lv Viola	.....	.....
150	Ar CORPUS CHR'TI	4.25	4.35
131	Lv Odem	3.45	3.30
144	Lv Robstown	4.05	3.55
0	Lv CORPUS CHR'TI	▲ 3.20	▲ 3.05
16	Ar Robstown	▲ 3.55	▲ 3.40
144	Lv Robstown	4.05	3.55
261	Ar HARLINGEN	6.50	6.50
261	Lv HARLINGEN	▲ 7.00	7.05
269	Lv La Feria	7.18	7.22
275	Lv Mercedes	7.28	7.34
280	Lv Weslaco	7.37	7.45
284	Lv Donna	7.47	7.56
288	Lv Alamo	7.54	8.06
290	Lv San Juan	7.59	8.13
292	Lv Pharr	8.05	8.21
295	Lv McAllen	8.45	8 36
301	Ar MISSION	▲ 9.00	8.55
261	Lv HARLINGEN	6.50	7.05
286	Lv BROWNSVILLE	7.40	8.00

Miles		206 22-202 Daily	116-16 216-32 Daily
0	Lv BROWNSVILLE	6.30	8.15
25	Ar HARLINGEN	7.15	8.57
0	Lv MISSION	▲ 5.35	6.30
6	Lv McAllen	5.50	6.45
9	Lv Pharr	6.03	6.55
11	Lv San Juan	6.09	7.02
13	Lv Alamo	6.14	7.12
17	Lv Donna	6.21	7.25
21	Lv Weslaco	6.31	7.40
26	Lv Mercedes	6.40	8.05
32	Lv La Feria	6.50	8.15
40	Ar HARLINGEN	▲7.05	8.50
40	Lv HARLINGEN	7.15	9.15
157	Ar Robstown	9.48	12.20
157	Lv Robstown	▲ 9.58	▲12.25
173	Ar CORPUS CHR'TI	▲10.35	▲ 1.05
157	Lv Robstown	9.48	12.20
170	Ar Odem	10.05	12.40
0	Lv CORPUS CHR'TI	9.35	11.45
9	Lv Viola	.....	.....
19	Ar Odem	10.05	12.15
170	Lv Odem	10.20	1.15
175	Lv Edroy	.....	.....
188	Lv Mathis	10.45	2.00
194	Lv Cornelia	.....	.....
197	Lv Mt. Lucas	.....	.....
200	Lv Dinero	.....	.....
207	Lv Mikeska	.....	.....
213	Lv George West	11.24	.....
224	Lv Three Rivers	11.39	3.21
233	Lv Sunniland	.....	.....
238	Lv Whitsett	.....	.....
246	Lv Campbellton	12.07	.....
255	Lv McCoy	.....	.....
262	Lv Coughran	.....	.....
266	Lv Pleasanton	12.35	4.57
267	Lv No. Pleasanton	12.38	5.07
274	Lv Leming	.....	.....
288	Lv Cassin	.....	.....
294	Lv San Jose	.....	.....
301	Ar SAN ANTONIO	1.40	6.45
301	Lv SAN ANTONIO	.....	8.00
637	Ar FT. WORTH	.....	5.05
301	Lv SAN ANTONIO	2.00	8.00
1025	Ar MEMPHIS	6.30	6.30
1225	Ar ST. LOUIS	8.20	8.00

June

SUN	MON	TUE	WED	THU	FRI	SAT
			1	2	3	4
5	6	7	8	9	10	11
12	13	14	15	16	17	18
19	20	21	22	23	24	25
26	27	28	29	30		

July

SUN	MON	TUE	WED	THU	FRI	SAT
					1	2
3	4	5	6	7	8	9
10	11	12	13	14	15	16
17	18	19	20	21	22	23
24 31	25	26	27	28	29	30

August

SUN	MON	TUE	WED	THU	FRI	SAT
	1	2	3	4	5	6
7	8	9	10	11	12	13
14	15	16	17	18	19	20
21	22	23	24	25	26	27
28	29	30	31			

September

SUN	MON	TUE	WED	THU	FRI	SAT
				1	2	3
4	5	6	7	8	9	10
11	12	13	14	15	16	17
18	19	20	21	22	23	24
25	26	27	28	29	30	

October

SUN	MON	TUE	WED	THU	FRI	SAT
						1
2	3	4	5	6	7	8
9	10	11	12	13	14	15
16	17	18	19	20	21	22
23 30	24 31	25	26	27	28	29

November

SUN	MON	TUE	WED	THU	FRI	SAT
		1	2	3	4	5
6	7	8	9	10	11	12
13	14	15	16	17	18	19
20	21	22	23	24	25	26
27	28	29	30			

TABLE 2-20-49 **29**

NEW ORLEANS — BEAUMONT — HOUSTON — RIO GRANDE VALLEY

Miles		3-15 Daily	9-11 Daily
0	Lv NEW ORLEANS (Union Station	8.10	9.50
4	Lv (Carrollton Ave.)	8.17	9.57
38	Lv Garyville	ϒ 9.08	ϒ10.49
43	Lv Lutcher	ϒ 9.15	ϒ10.55
51	Lv Convent	ϒ 9.27	ϒ11.06
62	Lv Burnside	ϒ 9.41	ϒ11.20
90	Lv BATON ROUGE	10.30	12.10
95	Lv Anchorage	11.07	12.47
99	Lv Westover		
107	Lv Erwinville	f11.19	
117	Lv Livonia	f11.31	
122	Lv Lottie	11.40	★ 1.16
129	Lv Krotz Springs	11.54	
141	Lv Port Barre	12.12	
148	Lv Opelousas	12.20	1.55
155	Lv Lawtell	f12.35	
169	Lv Eunice	12.56	2.42
179	Lv Basile	1.09	★ 2.54
185	Lv Elton	1.23	★ 3.00
195	Ar Kinder	1.50	3.17
195	Lv Kinder	2.00	3.17
201	Lv Le Blanc	f 2.13	
207	Lv Reaves	f 2.20	
219	Lv Ragley	f	
231	Lv DeQuincy	3.00	4.20
261	Lv Mauriceville	3.40	f 5.00
278	Ar BEAUMONT	4.05	5.25
278	Lv BEAUMONT	4.15	5.35
291	Lv Westbury	f 4.47	
298	Lv Grayburg	4.55	
306	Lv Strain	f 5.06	
312	Lv Hull	5.12	★ 6.28
317	Lv Hardin	f 5.20	
325	Lv Kenefick	f 5.30	
336	Lv Eastgate	f 5.43	
340	Lv Huffman	f 5.50	
346	Lv Harmaston	f 5.58	
354	Lv Dyersdale	f 6.06	
367	Ar HOUSTON	6.35	7.50
367	Lv HOUSTON	9.20	10.45
602	Ar CORPUS CHRISTI	4.35	4.25
714	Ar HARLINGEN	6.50	6.50
739	Ar BROWNSVILLE	8.00	7.40
754	Ar MISSION	8.55	▲ 9.00

Houstonian

Miles		12-10 Daily	16-4 Daily
0	Lv MISSION	▲ 5.35	6.30
15	Lv BROWNSVILLE	6.30	8.15
40	Lv HARLINGEN	7.15	9.15
152	Lv CORPUS CHRISTI	9.35	11.45
387	Ar HOUSTON	3.15	7.30
0	Lv HOUSTON	9.20	8.30
13	Lv Dyersdale		f 8.57
21	Lv Harmaston		f 9.05
27	Lv Huffman		f 9.14
31	Lv Eastgate		f 9.19
42	Lv Kenefick		f 9.31
50	Lv Hardin		f 9.41
55	Lv Hull	★10.28	9.51
61	Lv Strain		f 9.57
69	Lv Grayburg		10.09
76	Lv Westbury		f10.17
89	Ar BEAUMONT	11.15	10.40
89	Lv BEAUMONT	11.25	10.50
106	Lv Mauriceville	f11.51	11.15
136	Lv De Quincy	12.40	12.10
148	Lv Ragley		f
160	Lv Reaves		f12.38
166	Lv Le Blanc		f12.45
172	Ar Kinder	1.28	1.10
172	Lv Kinder	1.28	1.10
182	Ar Elton	★ 1.42	1.23
188	Lv Basile	★ 1.48	1.34
198	Lv Eunice	2.04	1.57
212	Lv Lawtell		f 2.19
219	Lv Opelousas	2.40	2.39
226	Lv Port Barre		2.49
238	Lv Krotz Springs		3.06
245	Lv Lottie	★ 3.25	3.25
250	Lv Livonia		f 3.33
260	Lv Erwinville		f 3.44
268	Lv Westover		
272	Lv Anchorage	4.13	4.03
277	Ar BATON ROUGE	4.50	4.45
305	Ar Burnside	ϒ 5.35	ϒ 5.30
316	Ar Convent	ϒ 5.48	ϒ 5.43
324	Ar Lutcher	ϒ 5.58	ϒ 5.55
329	Ar Garyville	ϒ 6.05	ϒ 6.03
363	Ar (Carrollton Ave.)	6.56	6.56
367	Ar NEW ORLEANS (Union Station)	7.10	7.05

TABLE 2-20-49 **30**

HOUSTON — GALVESTON

Daily Service	S.Fe	S.P.	M.P.	S.Fe
Lv HOUSTON	8.20	8.00	10.25	7.10
Ar GALVESTON	9.50	10.00	11.55	8.15

Daily Service	S.Fe	M.P.	S.P.	S.Fe
Lv GALVESTON	6.45	2.00	5.30	7.30
Ar HOUSTON	7.50	3.25	7.30	9.10

Interchange honoring of revenue local and interline tickets. Bus service between Houston-Galveston via Texas Bus Lines, Inc. Rail tickets honored.

TABLE 1-10-49 **31**

HOUSTON — BAYTOWN

(Electric Line)

Lv. Houston (Union Station) 9.00 a. m., 5.20 p. m., daily.
Lv. Baytown 8.05 a. m., 4.25 p. m., daily.
Via bus between Union Station intersection of Lyons and McCarty Avenue including down-town district and Electric service between McCarty Avenue and Baytown
Running time Houston (Union Station) to Baytown, 1 hr., 50 min.

TABLE **32**

TROUP — TYLER

VIA OILFIELD COACHES — RAIL TICKETS HONORED

Lv TROUP	5.45	7.10	8.00	4.50	8.20
Ar TYLER	6.25	7.50	9.00	5.30	9.00

Lv TYLER	4.45	7.20	7.20
Ar TROUP	5.25	8.00	8.00

▲—Via Missouri Pacific Bus Lines — rail tickets honored — corpse cannot be handled.
f—Stops on signal.
★—Stops to receive or discharge revenue passengers.
ϒ—Stops for revenue passengers to or from Opelousas and points beyond.

TABLE 8-15-48 **33**

HOUSTON — FT. WORTH

Miles		18 Daily
0	Lv HOUSTON	8.50
13	Lv Aldine	f 9.31
23	Lv Spring	9.45
30	Lv Hufsmith	f10.00
45	Lv Magnolia	f10.14
55	Lv Stoneham	f10.33
72	Lv Navasota	10.49
97	Lv College Station	11.29
101	Lv Bryan	11.34
115	Lv Mumford	f11.56
124	Ar Valley Jct	12.35
124	Lv Valley Jct	12.35
127	Lv Goodland	12★40
146	Lv Highbank	f 1.12
162	Lv Marlin	1.25
182	Lv Mart	2.03
197	Lv Waco	2.27
225	Lv Malone	f 3.08
230	Lv Irene	f 3.17
236	Lv Mertens	f 3.24
244	Lv Italy	3.37
257	Lv Maypearl	f 4.02
268	Lv Venus	f 4.18
275	Lv Lillian	f 4.29
295	Ar FT. WORTH	5.05

Miles		17 Daily
0	Lv FT. WORTH	7.10
20	Lv Lillian	f 7.45
27	Lv Venus	f 7.56
38	Lv Maypearl	f 8.11
51	Lv Italy	8.34
59	Lv Mertens	f 8.46
65	Lv Irene	f 8.53
70	Lv Malone	f 9.01
98	Lv Waco	9.40
113	Lv Mart	10.10
133	Lv Marlin	10.42
149	Lv Highbank	f10.56
168	Lv Goodland	11★28
171	Ar Valley Jct	11.50
171	Lv Valley Jct	11.50
180	Lv Mumford	f12.08
194	Lv Bryan	12.31
198	Lv College Station	12.37
223	Lv Navasota	1.19
240	Lv Stoneham	1.37
250	Lv Magnolia	f 1.58
265	Lv Hufsmith	f 2.14
272	Lv Spring	2.30
282	Lv Aldine	f 2.44
295	Ar HOUSTON	3.15

TABLE 10-31-48 **34**

FT. WORTH — SAN ANTONIO — CORPUS CHRISTI

Miles		17-31-215 Daily
0	Lv FT. WORTH	7.10
171	Ar Valley Jct	11.50
171	Lv Valley Jct	11.50
222	Lv Taylor	1.05
257	Ar AUSTIN	1.58
336	Ar SAN ANTONIO	4.00
336	Lv SAN ANTONIO	10.40
486	Ar CORPUS CHRISTI	4.35

Miles		216-32-18 Daily
0	Lv CORPUS CHRISTI	11.45
150	Ar SAN ANTONIO	6.45
150	Lv SAN ANTONIO	8.00
229	Lv AUSTIN	10.10
264	Lv Taylor	11.15
315	Ar Valley Jct	12.35
315	Lv Valley Jct	12.35
486	Ar FT. WORTH	5.05

DO YOU KNOW..

you can purchase a prepaid order for railroad service to be used by a member of your family or any other person you designate? You may include in the order, railroad and sleeping car tickets, and cash for meals and incidental expenses. For complete information, consult any Missouri Pacific Lines ticket agent, or write...

R. J. McDERMOTT
General Passenger Traffic Manager
1601 Missouri Pacific Bldg.
St. Louis 3, Mo.

TABLE 1-23-49 **35** **ST. LOUIS — MEMPHIS — LITTLE ROCK — MONROE — NATCHEZ**

Miles		841 Motor Daily	Bus Daily	Bus Daily
0	Lv St. Louis	5.35	.....	.....
.....	Lv Memphis	8.30	.....	.....
349	Lv Little Rock	1.30	.....	.....
524	Ar Collinston	5.50	.....	.....
.....	Lv Monroe	.....	12.30	3.25
0	Lv Bastrop	6.40	↓	↓
7	Ar Collinston	6.55	↓	↓
7	Lv Collinston	7.05	↓	↓
25	Lv Rayville	7.50	1.13	4.08
31	Lv Dehlco	f	1.24	4.19
34	Lv Archibald	8.08	1.30	4.25
37	Lv Mangham	8.15	1.35	4.30
47	Lv Winnsboro	8.43	1.55	4.50
56	Lv Gilbert	9.05	2.13	5.08
61	Lv Wisner	9.15	2.22	5.17
77	Lv Greenville	f 9.50	f	f
83	Lv Clayton	10.02	3.00	5.55
90	Ar Ferriday	10.25	3.12	6.07
99	Ar Vidalia	10.45	3.32	6.27
103	Ar Natchez	▲1055	3.40	6.35

Miles		842 Motor Daily	Bus Daily	Bus Daily
0	Lv Natchez	▲1.20	7.15	5.15
4	Lv Vidalia	3.00	7.23	5.23
13	Lv Ferriday	3.35	7.43	5.43
20	Lv Clayton	3.50	7.55	5.55
26	Lv Greenville	f 4.00	f	f
42	Lv Wisner	4.32	8.33	6.33
47	Lv Gilbert	4.42	8.42	6.42
56	Lv Winnsboro	5.07	9.00	7.00
66	Lv Mangham	5.27	9.20	7.20
69	Lv Archibald	5.37	9.25	7.25
72	Lv Dehlco	f	9.31	7.31
78	Lv Rayville	5.55	9.42	7.42
96	Ar Collinston	6.35	↓	↓
96	Lv Collinston	7.25	↓	↓
103	Ar Bastrop	7.40	↓	↓
.....	Ar Monroe	.....	10.25	8.25
96	Lv Collinston	7.20	.....	.....
271	Ar Little Rock	11.35	.....	.....
420	Ar Memphis	6.30	.....	.....
620	Ar St. Louis	8.00	.....	.....

TABLE 2-20-49 **36** **ST. LOUIS — MEMPHIS — LITTLE ROCK — EL DORADO — MONROE**

Miles		31-821 Daily	7 Daily	841 Daily Motor	Bus Daily
.....	Lv ST. LOUIS	5.35	12.45	.....	.....
.....	Ar LITTLE ROCK	1.05	10.30	.....	.....
.....	Lv MEMPHIS	8.30	8.00	.....	12.50
.....	Ar LITTLE ROCK	11.45	11.05	.....	4.20
.....	Lv LITTLE ROCK	1.35	11.25	.....	5.15
.....	Ar Gurdon	2.55	12.55	.....	↓
0	Lv Gurdon	5.45	▲1.40	.....	↓
7	Lv Whelen Springs	5.57	1.54	.....	↓
12	Lv Reader	6.05	.....	.....	↓
19	Lv Chidester	6.17	2.30	.....	↓
26	Lv Lester	f 6.29	2.56	.....	↓
34	Lv Camden	6.45	3.07	.....	8.20
48	Lv Louann	7.08	3.37	.....	8.45
53	Lv Smackover	7.18	3.45	.....	8.52
58	Lv Norphlet	7.29	f	.....	9.03
67	Ar EL DORADO	7.50	▲4.15	.....	9.15
67	Lv EL DORADO	8.30	.....	.....	.....
78	Lv Lawson	8.55	.....	.....	.....
82	Lv Payne	f 9.05	.....	.....	.....
87	Lv Strong	9.15	.....	.....	.....
99	Lv Felsenthal	9.39	.....	.....	.....
111	Lv White, Ark.	10.01	.....	.....	.....
128	Lv Bastrop, La.	10.33	.....	6.40	.....
135	Ar Collinston	10.50	.....	6.55	.....
135	Lv Collinston	11.00	.....	.....	.....
155	Ar MONROE	11.30	.....	.....	.....

Miles		822-32 Daily	8 Daily	842 Daily Motor	Bus Daily
0	Lv MONROE	3.00	.....	.....	.....
20	Ar Collinston	3.30	.....	.....	.....
20	Lv Collinston	3.40	.....	7.25	.....
27	Lv Bastrop	3.55	.....	7.40	.....
44	Lv White, Ark.	4.29	.....	.....	.....
56	Lv Felsenthal	4.50	.....	.....	.....
68	Lv Strong	5.15	.....	.....	.....
72	Lv Payne	f 5.25	.....	.....	.....
77	Lv Lawson	5.38	.....	.....	.....
88	Ar EL DORADO	6.00	.....	.....	.....
88	Lv EL DORADO	6.30	▲9.00	.....	7.00
97	Lv Norphlet	6.43	9.10	.....	7.12
102	Lv Smackover	6.57	9.23	.....	7.23
107	Lv Louann	7.04	9.31	.....	7.30
121	Lv Camden	7.32	10.05	.....	8.00
129	Lv Lester	f 7.48	10.22	.....	↓
136	Lv Chidester	8.05	10.36	.....	↓
143	Lv Reader	8.18	.....	.....	↓
148	Lv Whelen Springs	8.26	11.11	.....	↓
155	Ar Gurdon	8.45	11▲25	.....	↓
155	Lv Gurdon	9.15	1.20	.....	↓
236	Ar LITTLE ROCK	11.15	3.05	.....	11.00
236	Lv LITTLE ROCK	2.30	3.30	.....	12.05
385	Ar MEMPHIS	6.30	7.00	.....	4.00
236	Lv LITTLE ROCK	11.59	3.20	.....	12.45
585	Ar ST. LOUIS	8.00	11.00	.....	12.01

TABLE 1-23-49 **37** **CROSSETT — MONTROSE — EL DORADO**

Miles		851 Mixed Ex. Sun.	Bus Daily
0	Lv Montrose	7.00	6.15
8	Lv Snyder	f 7.23	6.30
12	Lv Mist	f 7.40	6.38
19	Ar Hamburg	8.40	6.52
31	Ar Crossett	9.40	7.15
74	Ar El Dorado	.....	8.55

Miles		850 Mixed Ex. Sun.	Bus Daily
0	Lv El Dorado	.....	4.20
43	Lv Crossett	10.30	5.35
55	Lv Hamburg	11.10	5.58
62	Lv Mist	f 11.40	6.12
66	Lv Snyder	f 12.01	6.19
74	Ar Montrose	12.30	6.35

TABLE 4-3-49 **38** **McGEHEE — GREENVILLE**

	Bus Daily	Bus Daily	Bus Daily
Lv McGEHEE	3.45	.....	11.00
Lv Dermott	4.05	.....	11.20
Lv Montrose	6.30	.....	1.20
Ar Lake Village	6.55	.....	1.50
Lv Lake Village	6.55	9.50	1.50
Ar GREENVILLE	7.40	10.30	2.30

	Bus Daily	Bus Daily	Bus Daily
Lv GREENVILLE	9.00	11.00	4.15
Ar Lake Village	9.40	11.40	5.05
Lv Lake Village	.....	11.40	5.05
Ar Montrose	.....	12.10	5.35
Ar Dermott	.....	1.45	7.45
Ar McGEHEE	.....	2.05	8.05

f—Stops on signal.
▲—Via Missouri Pacific Bus Lines-rail tickets honored — corpse cannot be handled.

New Rail Terminal Planned for Houston



No one familiar with the trend of industrial development in this country will question the statement that the city of Houston, Texas, is the center of the country's fastest developing industrial area. It was, in fact, so recognized last year in an announcement by the Association of State Planning and Development Agencies.

Confident that the Houston area will continue to grow industrially and anticipating a consequent increasing need for dependable rail transportation service, four of Texas' principal railroads recently announced plans to enlarge, modernize and expand Houston's rail terminal facilities. The participating lines include the Missouri Pacific, Santa Fe, Burlington and Rock Island.

Key to the improvement plans is the new Settegast Yards —named for a pioneer Houston family—covering approximately 370 acres in the northern industrial section of Houston. The site is approximately six miles from the business center of the city on the eastern arm of a triangle joining the Houston Belt and Terminal and Missouri Pacific tracks.

The new terminal, except for mechanical facilities, will be operated by the Houston Belt & Terminal which is jointly owned by the four railroads partners in the plan. Mechanical facilities will be operated, under agreement, by the Missouri Pacific Lines.

Cost of the improvements is estimated at approximately three million dollars, including $475,000 for track connections. Completion will permit expedited movement of all freight traffic within and through Houston and, in addition, alleviate much rail interference with city street and highway traffic.

A Pat on The Back for The Railroads...

"The railroads are now holding the front trenches of our private enterprise system. If they should be nationalized, such action will be speedily followed by national ownership or control of other forms of transportation, for the Government would not permit competition in any field which it entered. Other basic industries would follow the same route — the banks and the coal mines, for example. . . "While it is true that a recent poll of public opinion showed that fewer people favored government ownership and operation of railroads than in any previous poll on this question, it is also true that if the American public really desires the preservation of private operation of railways, they must be willing to pay rates sufficient to ensure its survival."

P. HARVEY MIDDLETON, *President*
Railway Business Association

"Without a financially sound railroad transportation system, shippers and receivers of freight cannot expect the efficiency in railroad transportation that is so essential to the conduct of commercial and industrial business."

SAMUEL H. WILLIAMS, *Manager*
Transportation Bureau, Chamber of Commerce,
Philadelphia, Pa.

"In doing their job, the railroads as private enterprises stand on their own feet without any government subsidy whatever. Every competitor is subsidized by the taxpayer in one form or another. Trucks, and buses, river barges, ocean shipping and air lines — all are dependent on the taxpayer for their continued operation. Only the railroads pay their own way, and paradoxically their taxes are used to subsidize their competitors."

AMBROSE W. BANKERT,
Transportation Consultant

"An historical relationship between agriculture, industry and the railroads has continued unbroken ever since the steam locomotive was introduced in America. It still exists today. When we look back, we find there has been successively produced in the past five years the largest crops in history. The combined industrial and agricultural production has put a heavy burden upon the railroads, insofar as increasing demand for transportation is concerned. The railroads have carried this burden quite satisfactorily, largely because of the splendid cooperation of shippers and receivers. * * * We cannot afford to relax in this important as well as necessary relationship."

S. M. LOW, *Western Traffic Manager*
Koppers Company, Inc.

TABLE 1-23-49 **39** **MEMPHIS — HELENA — TALLULAH — NATCHEZ**

Miles			335-336-335 Daily	Bus Daily
0	Lv	MEMPHIS	4.00	8.05
8	Lv	Wimef	4.15	.....
9	Lv	Hulbert	.....	.....
18	Lv	Neuhardt	.....	8.55
23	Lv	Chatfield	.....	9.10
29	Lv	Hughes	4.42	9.25
38	Lv	Brickeys	f 4.53	9.45
51	Lv	Marianna	5.10	10.20
63	Lv	Lexa	5.29	10.45
76	Ar	HELENA	5.54	11.20
76	Lv	HELENA	6.00	
94	Lv	Oneida	6.38	.....
106	Lv	Elaine	6.59	.....
115	Lv	Mellwood	7.13	.....
129	Lv	Snow Lake	7.37	.....
135	Lv	Mozart	f 7.49	.....
138	Lv	Benzal	f	.....
141	Lv	Medina	f 8.00	.....
147	Lv	Watson	8.13	.....
156	Lv	Rohwer	8.26	
162	Lv	McArthur	f 8.35	
168	Ar	McGehee	8.45	
168	Lv	McGehee	9.10	6.15
192	Lv	Lake Village	9.45	6.55
200	Lv	Chicot	f 9.57	f
207	Lv	Eudora	10.06	7.20
219	Lv	Milliken, La.	★10.21	f
231	Lv	Lake Providence	10.37	8.20
239	Lv	Transylvania	f10.48	8.35
243	Lv	Alsatia	.....	8.43
248	Lv	Sondheimer	11.00	8.52
259	Ar	TALLULAH	11.20	9.10
259	Lv	TALLULAH		9.20
284	Lv	Newellton	.....	10.10
294	Lv	St. Joseph	.....	10.45
307	Lv	Waterproof	.....	11.15
323	Ar	Ferriday	.....	11.50
333	Ar	Vidalia	.....	12.12
337	Ar	NATCHEZ	.....	12.20

"Delta Eagle"

Bus Daily

Miles			334-337-334 Daily	Bus Daily
0	Lv	NATCHEZ	.....	1.20
4	Lv	Vidalia	.....	1.28
14	Lv	Ferriday	.....	1.50
30	Lv	Waterproof	.....	2.25
43	Lv	St. Joseph	.....	3.05
53	Lv	Newellton	.....	3.30
78	Ar	TALLULAH	.....	4.25
78	Lv	TALLULAH	5.00	4.45
89	Lv	Sondheimer	5.16	5.03
94	Lv	Alsatia	.....	5.12
98	Lv	Transylvania	f 5.28	5.19
106	Lv	Lake Providence	5.39	5.40
118	Lv	Milliken, La.	★ 5.55	f
130	Lv	Eudora Ark.	6.10	6.30
137	Lv	Chicot	f 6.18	f
145	Lv	Lake Village	6.31	7.00
169	Ar	McGehee	7.05	7.45
169	Lv	McGehee	7.15	.....
175	Lv	McArthur	f 7.22	.....
181	Lv	Rohwer	7.30	.....
190	Lv	Watson	7.43	.....
196	Lv	Medina	f 7.53	.....
199	Lv	Benzal	f	.....
202	Lv	Mozart	f 8.04	.....
208	Lv	Snow Lake	8.14	.....
222	Lv	Mellwood	8.37	
231	Lv	Elaine	8.51	
243	Lv	Oneida	9.10	
261	Ar	HELENA	9.49	
261	Lv	HELENA	9.53	1.45
274	Lv	Lexa	10.15	2.20
286	Lv	Marianna	10.33	2.45
299	Lv	Brickeys	f10.51	3.10
308	Lv	Hughes	11.07	3.29
314	Lv	Chatfield	.....	3.40
319	Lv	Neuhardt	.....	3.55
328	Lv	Hulbert	.....	.....
329	Lv	Wimef	11.34	.....
337	Ar	MEMPHIS	11.59	4.40

"Delta Eagle"

Bus Daily

TABLE 1-19-49 **40** **BARTON — BRINKLEY — CLARENDON**

Miles			891 Mixed Daily Ex. Sun.	895 Mixed Daily Ex. Sun.
0	Lv	Barton Jct.	7.15	7.15
1	Lv	Barton	7.25	7.25
5	Lv	Poplar Grove	8.04	8.04
9	Lv	Marvell	8.25	8.25
20	Ar	BB Jct.	9.50	9.50
0	Lv	BB Jct.		9.50
6	Lv	Blackton		10.10
11	Lv	Monroe		10.30
23	Ar	Brinkley		11.10
20	Lv	BB Jct.	12.50	.....
25	Lv	Holly Grove	1.18	.....
36	Ar	CLARENDON	1.50	.....

Miles			894 Mixed Daily Ex. Sun.	890 Mixed Daily Ex. Sun.
0	Lv	CLARENDON	.....	2.30
11	Lv	Holly Grove	.....	3.00
16	Ar	BB Jct.	.....	3.18
0	Lv	Brinkley	11.25	
12	Lv	Monroe	12.05	
17	Lv	Blackton	12.25	
23	Ar	BB Jct.	12.50	
16	Lv	BB Jct.	3.18	3.18
27	Lv	Marvell	4.00	4.00
31	Lv	Poplar Grove	4.15	4.15
35	Lv	Barton	4.35	4.35
36	Ar	Barton Jct.	4.45	4.45

TABLE 1-23-49 **41** **McGEHEE — DERMOTT — WARREN**

Miles			891 Frt. Ex. Su.	Bus Daily
0	Lv	McGEHEE	7.15	5.50
8	Ar	Dermott	7.30	6.10
8	Lv	Dermott	7.35	6.10
15	Lv	Collins	f	6.30
30	Lv	Monticello	9.15	7.02
39	Lv	Wilmar	10.00	7.22
46	Ar	WARREN	10.45	8.05

Miles			890 Frt. Ex. Su.	Bus Daily
0	Lv	WARREN	12.01	5.45
7	Lv	Wilmar	12.20	6.20
16	Lv	Monticello	12.50	6.45
21	Lv	Collins	f	7.20
28	Ar	Dermott	2.05	7.40
28	Lv	Dermott	2.10	7.40
46	Ar	McGEHEE	2.30	8.00

▲—Via Missouri Pacific Bus Lines-rail tickets honored — corpse cannot be handled.
f—Stops on signal. ★—Stops to receive or discharge revenue passengers.

TABLE 42 — FT. SMITH AND PARIS

Miles		795 Frt. Ex.Su.	Bus Daily	Bus Daily	Miles		796 Frt. Ex.Su.	Bus Daily	Bus Daily
0	Lv FT. SMITH	8.15	9.55	1.30	0	Lv PARIS	11.00	7.00	5.08
5	Lv S. Ft. Smith	8.40	.....	.....	9	Lv Ratcliff	11.22	7.15	5.23
10	Lv Barling	8.55	f	f	13	Lv Branch	11.32	7.22	5.30
11	Lv Camp Chaffee	9.00	10.10	1.45	17	Lv Thessing	11.42	.....	.....
13	Lv Central City	9.05	f	f	18	Lv Charleston	11.45	7.30	5.38
18	Lv Lavaca	9.20	f	1.53	23	Lv Ursula	11.55	f	f
19	Lv Bloomer	.....	10.25	2.00	28	Lv Bloomer	.....	7.41	5.50
23	Lv Ursula	9.35	f	f	29	Lv Lavaca	12.10	f	f
28	Lv Charleston	9.50	10.37	2.12	33	Lv Central City	12.20	f	f
29	Lv Thessing	9.55	.....	.....	35	Lv Camp Chaffee	12.25	7.56	6.05
33	Lv Branch	10.05	10.45	2.20	36	Lv Barling	12.30	f	f
37	Lv Ratcliff	10.15	10.52	2.27	41	Lv S. Ft. Smith	12.45	.....	.....
46	Ar PARIS	10.40	11.07	2.42	46	Ar FT. SMITH	1.00	8.10	6.20

TABLE 43 — HOPE AND NASHVILLE

Miles		883 Frt. ExSu	863 Frt. ExSu	Bus Daily	Bus Daily	Miles		882 Frt. ExSu	862 Frt. ExSu	Bus Daily	Bus Daily
0	Lv HOPE	2.30	7.30	8.00	2.30	0	Lv NASHVILLE	5.30	9.15	9.15	5.00
9	Lv Washington	f3.00	.....	8.25	2.55	10	Lv Ozan	f5.56	.....	9.27	5.30
15	Lv Ozan	f3.15	.....	8.40	3.10	16	Lv Washington	f6.10	.....	9.45	5.45
25	Ar NASHVILLE	3.45	8.45	9.10	3.40	25	Ar HOPE	6.45	10.30	10.25	6.10

TABLE 44 — ALGIERS AND VENICE

Miles		Bus Daily	Bus Daily	Bus Daily	Miles		Bus Daily	Bus Daily	Bus Daily
0	Lv ALGIERS	7.50	3.50	6.50	0	Lv VENICE	6.35	4.50	.....
9	Lv Belle Chasse	8.17	4.17	7.17	12	Lv Triumph	7.10	5.25	.....
27	Lv Myrtle Grove	8.50	4.50	7.50	14	Lv Buras	7.15	5.30	6.15
47	Lv Port Sulphur	9.23	5.23	8.23	29	Lv Port Sulphur	7.46	6.00	6.44
62	Lv Buras	9.50	5.50	8.50	49	Lv Myrtle Grove	8.20	6.34	7.18
64	Lv Triumph	9.55	.....	8.55	67	Lv Belle Chasse	8.51	7.05	7.47
76	Ar VENICE	10.30	.....	9.30	76	Ar ALGIERS	9.15	7.25	8.10

TABLE 45 — HOUSTON, ANGLETON AND FREEPORT

Via Missouri Pacific Bus Lines

	Bus Daily	Bus Daily	Bus Daily	Bus Daily		Bus Daily	Bus Daily	Bus Daily	Bus Daily
Lv HOUSTON (Bus Sta.)	7.30	10.45	1.00	5.45	Lv FREEPORT	7.35	.....	.....	5.25
Lv Almeda	7.52	11.08	1.23	6.08	Lv Brazoria	7.54	.....	.....	5.50
Lv Fresno	8.00	11.16	1.31	6.16	Lv E. Columbia	f	.....	.....	f
Lv Arcola	8.06	11.22	1.37	6.21	Ar Angleton	8.40	.....	.....	6.35
Lv Hawdon	8.08	11.24	1.39	6.23	Lv FREEPORT	8.15	10.45	1.00	6.45
Lv Juliff	8.12	11.28	1.43	6.27	Lv Velasco	8.20	10.50	1.05	6.55
Lv Sandy Point	8.20	11.35	1.51	6.35	Ar Angleton	8.55	11.25	1.35	7.30
Lv Rosharon	8.28	11.41	1.57	6.41	Lv Angleton	8.55	11.25	1.35	7.30
Lv Bonney	8.32	11.46	2.03	6.47	Lv Anchor	.....	f	.....	.....
Lv Chenango	8.38	.....	.....	6.51	Lv Chenango	.....	11.32	.....	.....
Lv Anchor	8.44	.....	.....	6.57	Lv Bonney	9.13	11.40	1.50	f
Ar Angleton	8.50	12.05	2.22	7.03	Lv Rosharon	9.19	11.46	1.56	7.54
Lv Angleton	8.50	12.05	2.22	7.03	Lv Sandy Point	9.25	11.50	2.00	
Lv Velasco	9.22	12.40	2.55	7.38	Lv Juliff	9.33	11.58	2.08	
Ar FREEPORT	9.30	12.45	3.00	7.45	Lv Hawdon	9.37	12.02	2.12	
Lv Angleton	9.00	.....	.....	7.05	Lv Arcola	9.39	12.04	2.14	
Lv E. Columbia	f	.....	.....	f	Lv Fresno	9.45	12.08	2.18	
Lv Brazoria	9.45	.....	.....	7.43	Lv Almeda	9.50	12.16	2.26	
Ar FREEPORT	10.10	.....	.....	8.05	Ar HOUSTON (Bus Sta.)	10.15	12.45	3.00	8.45

TABLE 46 — PHELPS AND HUNTSVILLE

Miles		Frt. Ex. Su.	Bus Daily	Bus Daily	Miles		Frt. Ex. Su.	Bus Daily	Bus Daily
0	Lv PHELPS	12.30	11.47	12.30	0	Lv HUNTSVILLE	7.00	11.10	12.05
7	Ar HUNTSVILLE	1.00	12.02	1.00	7	Ar PHELPS	7.30	11.40	12.25

Bus Passengers handled by East Texas Motor Coaches.
Corpse cannot be handled.

Light figures indicate A. M.

CAN YOU IDENTIFY THESE RAILROAD TRADEMARKS?

While the official insignia of many American railroads are similar, and often identical, in outline, the contours of others are so distinctive as to be identifiable without the name or other design details. Of course — we hope — you will immediately recognize No. 1 in the group below as the Missouri Pacific buzz-saw, but test your memory and observation powers on the others. Turn this page upside-down to check the correct answers.

2. Chicago and North Western. 3. Union Pacific. 4. Canadian Pacific. 5. Canadian National. 6. Gulf, Mobile and Ohio. 7. Chicago, Rock Island and Pacific. 8. Missouri-Kansas-Texas (Katy). 9. St. Louis-San Francisco (Frisco). 10. Denver & Rio Grande Western. 11. Wabash. 12. Pennsylvania. 13. Texas & Pacific. 14. St. Louis-Southwestern (Cotton Belt).

Black figures indicate P. M.

DO YOU KNOW THAT

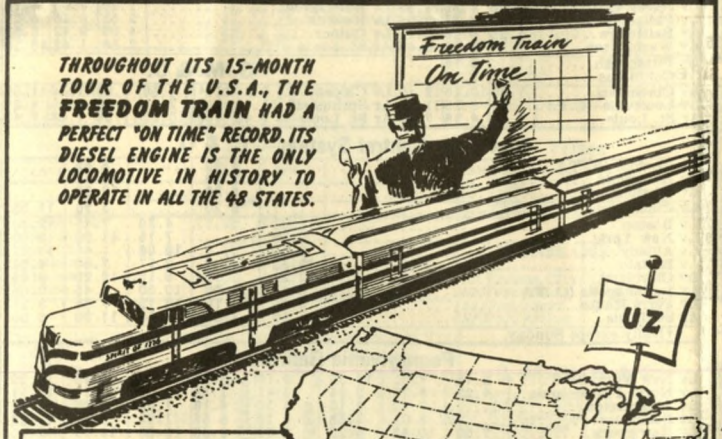

THROUGHOUT ITS 15-MONTH TOUR OF THE U.S.A., THE **FREEDOM TRAIN** HAD A PERFECT "ON TIME" RECORD. ITS DIESEL ENGINE IS THE ONLY LOCOMOTIVE IN HISTORY TO OPERATE IN ALL THE 48 STATES.

AMONG ALL THE RAILROAD TOWNS IN THE UNITED STATES THE ONE WITH THE SHORTEST NAME IS **UZ**, KENTUCKY.



A BATTERY OF PRESSURIZED WATER JETS AND MECHANIZED ROTARY BRUSHES GIVE A 460-TON LOCOMOTIVE A BATH IN 2½ MINUTES.

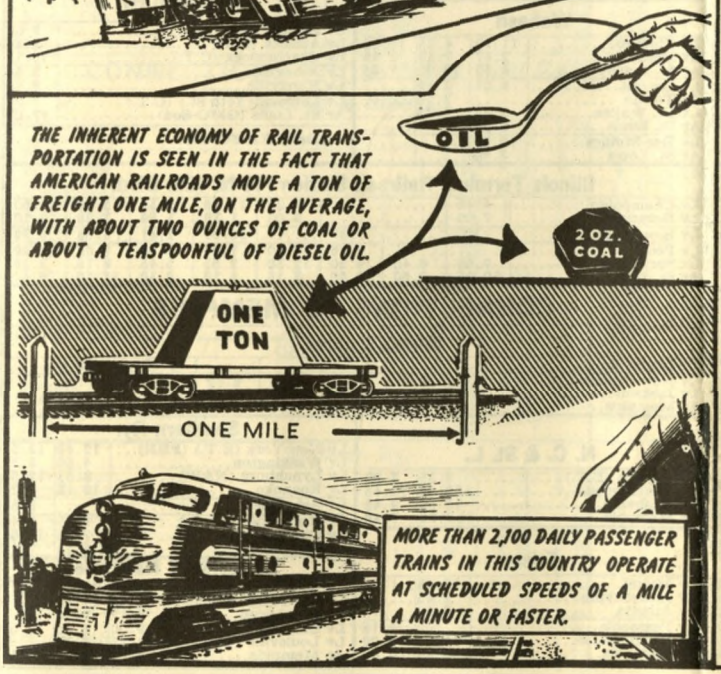

THE INHERENT ECONOMY OF RAIL TRANSPORTATION IS SEEN IN THE FACT THAT AMERICAN RAILROADS MOVE A TON OF FREIGHT ONE MILE, ON THE AVERAGE, WITH ABOUT TWO OUNCES OF COAL OR ABOUT A TEASPOONFUL OF DIESEL OIL.

MORE THAN 2,100 DAILY PASSENGER TRAINS IN THIS COUNTRY OPERATE AT SCHEDULED SPEEDS OF A MILE A MINUTE OR FASTER.

TABLE 9-14-46 — 47 — ST. LOUIS — GORHAM — MARION

Miles		335 Daily Motor	Miles		336 Daily Motor
0	Lv ST. LOUIS	6.15	0	Lv MARION	7.00
14	Lv Dupo	6.38	5	Lv Johnston City	7.17
30	Lv Valmeyer	7.05	12	Lv Herrin	7.35
49	Lv Prairie du Rocher	7.40	15	Lv Clifford	f 7.41
57	Lv Flinton	f 7.53	19	Lv Bush	7.49
62	Lv Reily Lake	8.01	25	Lv De Soto	f 7.57
68	Lv Menard	8.11	33	Lv Murphysboro	8.16
69	Lv Chester	8.18	41	Lv Grimsby	f 8.25
79	Lv Cora	8.33	43	Ar Gorham	8.33
92	Ar Gorham	8.55	43	Lv Gorham	8.33
92	Lv Gorham	9.00	56	Lv Cora	8.57
94	Lv Grimsby	f 9.06	66	Lv Chester	9.14
102	Lv Murphysboro	9.20	67	Lv Menard	9.17
110	Lv De Soto	f 9.34	73	Lv Reily Lake	9.29
116	Lv Bush	9.44	78	Lv Flinton	f 9.37
120	Lv Clifford	f 9.51	86	Lv Prairie du Rocher	9.51
123	Lv Herrin	9.58	105	Lv Valmeyer	10.26
130	Lv Johnston City	10.16	121	Lv Dupo	10.59
135	Ar MARION	10.45	135	Ar ST. LOUIS	11.25

TABLE 10-31-48 — 48 — SALEM — FLINTON

Missouri-Illinois Railroad

Miles		1 Motor Daily Ex. Su.	Miles		2 Motor Daily Ex. Su.
0	Lv SALEM	8.50	0	Lv FLINTON	1.02
3	Lv Selmaville	f 8.58	3	Lv Collins	f 1.09
7	Lv Robinett	f 9.07	4	Lv Rock Point	f 1.11
12	Lv Central City	f 9.24	8	Lv Clark	f 1.18
14	Lv Centralia	9.28	9	Lv Evansville	1.22
18	Lv Noltings	f 9.40	10	Lv Pautler	f 1.27
21	Lv Alda	f 9.45	14	Lv Walsh	1.35
23	Lv Hoyleton	9.50	18	Lv Schulines	1.43
27	Lv Huegely	f 9.58	23	Lv Sparta	1.58
33	Lv Nashville	10.15	30	Ar Coulterville	2.12
36	Lv Kempside	f10.22	30	Lv Coulterville	2.12
38	Lv Cordes	f10.26	35	Lv McKinley	f 2.21
41	Lv Oakdale	10.32	38	Lv Oakdale	2.28
44	Lv McKinley	f10.39	41	Lv Cordes	f 2.33
49	Ar Coulterville	10.47	43	Lv Kempside	f 2.38
49	Lv Coulterville	10.47	46	Lv Nashville	2.48
56	Lv Sparta	11.00	49	Lv Huegely	f 3.01
61	Lv Schulines	11.16	56	Lv Hoyleton	3.08
65	Lv Walsh	11.23	58	Lv Alda	f 3.13
69	Lv Pautler	f11.30	61	Lv Noltings	f 3.19
70	Lv Evansville	11.35	65	Lv Centralia	3.27
71	Lv Clark	f11.39	67	Lv Central City	f 3.40
75	Lv Rock Point	f11.46	72	Lv Robinett	f 3.56
76	Lv Collins	f11.48	76	Lv Selmaville	f 4.06
79	Lv FLINTON	11.57	79	Ar SALEM	4.15

TABLE 9-14-46 — 49 — MENARD — CHESTER — MT. VERNON

Miles		831 Daily Ex. Su. Motor	Miles		832 Daily Ex. Su. Motor
0	Lv MENARD	1.05	0	Lv MT. VERNON	8.45
1	Lv Chester	1.15	10	Lv Waltonville	9.10
11	Lv Welge	1.40	13	Lv Scheller	9.18
17	Lv Steeleville	1.55	22	Lv Tamaroa	9.37
19	Lv Percy	2.02	32	Lv Pinckneyville	9.59
22	Lv Cutler	2.07	37	Lv Conants	10.09
23	Lv Jamestown	f 2.11	41	Lv Jamestown	f10.13
27	Lv Conants	2.16	42	Lv Cutler	10.21
32	Lv Pinckneyville	2.26	45	Lv Percy	10.27
42	Lv Tamaroa	2.49	47	Lv Steeleville	10.33
51	Lv Scheller	3.06	53	Lv Welge	10.44
54	Lv Waltonville	3.16	63	Lv Chester	11.18
64	Ar MT. VERNON	3.50	64	Ar MENARD	11.25

f—Stops on signal.

CONNECTIONS FROM ST. LOUIS

Baltimore & Ohio

Lv St. Louis	10.10	1.45	11.20
Ar Louisville	4.45	8.50	7.40
Ar Cincinnati (E. T.)	6.05	9.40	7.50
Ar Columbus	12.35	12.35	.....
Ar Pittsburgh	8.10	8.10	.....
Ar Washington	7.40	11.10	11.59
Ar Baltimore	8.38	12.08	1.45
Ar Philadelphia	10.23	1.48	4.11
Ar Jersey City	12.05	3.30	6.40
Ar New York 42nd St.	12.50	4.20	7.20

Burlington

Lv St. Louis	8.30	5.00	11.30
Ar Quincy	12.01	7.52	2.56
Ar Keokuk	1.20	8.04	4.46
Ar Burlington	2.35	10.30	6.05
Ar St. Paul	.....	7.10	6.00
Ar Minneapolis	.....	8.00	6.30

G. M. & O.

Lv St. Louis	8.58	11.55	2.45	4.30	11.45	12.30
Ar Springfield	10.46	1.50	4.55	6.18	2.05	3.00
Ar Chicago	2.08	5.15	9.30	9.40	6.30	7.45

Big Four Route—New York Central System—C. & O.

Lv St. Louis					9.20	1.00	6.00	10.45
Ar Terre Haute					12.22	4.00	9.17	3.00
Ar Indianapolis					1.40	5.12	10.40	4.45
Ar Cleveland (E. T.)					8.12	11.27	5.07	12.50
Ar Buffalo					11.25	2.40	8.25	9.25
Ar Albany					.....	7.44	1.55	4.05
Ar New York					7.30	10.45	4.45	7.00
Ar Boston					9.30	2.25	.....	8.45
Ar Cincinnati					5.15	9.05	.....	8.15
Ar Washington					8.15	1.55	.....	4.10
Ar Richmond					8.30	1.55	.....	.....
Ar Norfolk					11.45	4.55	.....	.....

Pennsylvania Railroad

Lv St. Louis (C. T.)	9.15	10.00	12.30		1.00	6.30	10.40	11.55
Lv Terre Haute	12.05	12.50	3.17		3.47	9.17	1.35	4.20
Ar Indianapolis	1.35	2.10	4.40		5.07	10.35	2.57	6.00
Ar Columbus (E. T.)	6.05	6.38	9.20		9.35	3.15	8.10	12.15
Ar Pittsburgh	10.15	10.35	1.20		1.51	7.55	12.35	5.20
Ar Harrisburg	3.13	3.39	6.14		6.51	1.00	6.07	12.21
Ar Baltimore	5.55	6.40	8.46		9.23	4.20	8.35	.....
Ar Washington	6.50	7.30	9.35		10.10	5.10	9.30	.....
Ar N. Philadelphia	5.04	5.40	8.03		8.47	2.59	8.07	2.54
Ar New York	6.40	7.15	9.30		10.25	4.30	9.40	4.55

All Pullman — Reserved Coaches

Illinois Central

Lv St. Louis	9.00	5.00	11.50
Ar Springfield	11.00	6.55	2.25
Ar Chicago	2.10	10.10	7.00
Lv St. Louis	10.35	.....	9.22
Ar Birmingham	4.10	.....	9.57
Ar Savannah (Col G)	8.15	.....	.....
Ar Jacksonville (ACL)	7.45	.....	8.40

G. M. & O.

Lv St. Louis	6.05	12.01
Ar Jackson, Tenn	12.20	7.55
Ar Montgomery	10.34	.....
Ar Mobile	10.15	.....

Louisville & Nashville

Lv St. Louis	8.30	2.45	2.45	10.50	10.50
Ar Evansville	1.15	7.30	7.30	2.35	2.35
Ar Nashville	6.50	1.05	12.40	7.55	9.55
Ar Birmingham	12.02	7.20	.....	3.45	.....
Ar Chattanooga (C.T.)	.....	4.25	5.10	.....	3.15
Ar Atlanta (E. T.)	.....	8.35	9.55	.....	8.20
Ar Jacksonville	.....	.....	9.00	.....	7.45
Ar Miami	.....	.....	7.30	.....	4.50
Lv St. Louis	.....	.....	.....	8.30	10.50
Ar Louisville (C. T.)	.....	.....	.....	5.35	7.10
Ar Knoxville (E. T.)	.....	.....	.....	4.00	8.30
Ar Atlanta	.....	.....	.....	8.30	.....

Nickel Plate Road

Lv St. Louis	6.00
Ar Charleston	8.58
Ar Frankfort	11.35
Ar Muncie (C. T.)	1.15
Ar Lima (E. T.)	5.00
Ar Findlay	6.00
Ar Cleveland	8.30

Wabash

Lv St. Louis	12.00	4.25	11.30
Ar Decatur	2.20	6.42	2.30
Ar Chicago	5.40	9.50	6.50
Lv St. Louis	9.00	6.15	.....
Ar Ft. Wayne	6.06	3.52	.....
Ar Toledo (E. T.)	.....	8.20	.....
Ar Detroit (E. T.)	9.50	8.30	.....
Lv St. Louis	.....	.....	7.15
Ar Des Moines	.....	.....	6.00

Southern Ry.

Lv St. Louis (GMO-Sou)	†7.45
Ar Louisville (4th St.)	6.45
Ar Knoxville	6.50
Ar Asheville (C. T.)	11.00
Lv Chattanooga (C.T.)	5.40
Ar Atlanta (E. T.)	10.40
Ar Jacksonville (E. T.)	7.55

†Daily Ex. Sunday.

Illinois Terminal R. R. Station, 710 N. 12th Blvd.

Lv St. Louis	3.00	8.30	12.10	4.00	4.35	5.15	7.30	11.15
Ar Springfield	6.25	11.13	3.15	6.43	7.40	7.58	10.30	2.15
Ar Peoria	8.30	1.05	5.15	8.35	10.05	.....	.....	5.00
Ar Bloomington	10.30	1.59	5.35	9.30	12.07	.....	.....	7.18
Ar Decatur	7.40	1.00	4.22	8.03	.....	8.55	1.18	.....
Ar Champaign	9.00	2.30	5.50	9.25	.....	.....	2.45	.....

CONNECTIONS FROM MEMPHIS

Illinois Central

Lv Memphis (C. S.)	2.22	8.40	5.07	11.00	2.38	8.00
Ar Jackson	6.00	2.15	9.44	.....	.....	.....
Ar New Orleans	9.30	7.15	11.55	5.05	.....	.....
Ar Louisville	.....	.....	.....	.....	11.55	7.30

Frisco

Lv Memphis	9.40	9.00
Ar Birmingham	4.20	7.00
Ar Pensacola	.....	.....
Ar Atlanta	10.25	1.25
Ar Jacksonville	7.30	.....
Ar Miami	4.30	.....

Southern Ry.

Lv Memphis	8.00	7.40
Ar Chattanooga (C.T.)	6.10	3.10
Ar Knoxville (E. T.)	10.50	7.10
Ar Asheville	.....	11.00
Ar Roanoke (N&W)	5.47	2.27
Ar Lynchburg (N&W)	7.15	3.50
Ar Washington	11.25	8.10
Ar New York (PRR)	4.10	6.20

N. C. & St. L.

Lv Memphis	8.05	10.45
Ar Nashville	1.05	7.45
Lv Nashville	9.00	10.15
Ar Chattanooga	2.30	2.45
Ar Atlanta (E. T.)	8.25	7.30

Louisville & Nashville

Lv Memphis	11.45	8.15	7.50
Ar Louisville	1.30	7.15	5.25
Ar Cincinnati (E. T.)	7.15	12.05	9.55
Ar Pittsburgh (Penna)	.....	8.20	7.00
Ar N Philadelphia (Penna)	.....	5.02	2.59
Ar New York (Penna)	.....	6.30	4.30

Light figures indicate A. M.

CONNECTIONS TO ST. LOUIS

Baltimore & Ohio

Lv New York (42nd St.)	1.15	4.05	11.15
Lv Jersey City	2.00	4.55	11.59
Lv Philadelphia	3.42	6.37	2.28
Lv Baltimore	5.25	8.25	5.10
Lv Washington	6.30	9.30	6.45
Lv Pittsburgh	.....	9.15	.....
Lv Columbus	.....	3.37	.....
Lv Cincinnati	7.30	10.15	12.10
Lv Louisville (C.T.)	.....	8.15	11.35
Ar St. Louis	1.00	4.15	7.40

Burlington Route

Lv Minneapolis	.....	5.00	.....
Lv St. Paul	.....	5.30	.....
Lv Burlington	1.35	7.00	4.10
Lv Keokuk	2.53	8.25	5.21
Lv Quincy	4.05	9.42	6.27
Ar St. Louis	7.58	1.48	10.30

G. M. & O.

Lv Chicago	8.25	11.45	4.50	5.00	11.30	11.59
Ar Springfield	11.40	2.50	7.56	8.40	3.40	4.35
Ar St. Louis	1.45	4.55	10.00	11.55	7.08	7.43

New York Central System — C. & O.

Lv Norfolk (E. T.)	.....	2.20	.....	6.45	.....
Lv Richmond	.....	5.30	.....	10.45	.....
Lv Washington	.....	6.30	.....	10.55	.....
Lv Cincinnati	.....	9.20	.....	3.20	11.55
Lv Boston	11.00	.....	4.30	7.45	†2.30
Lv New York	2.30	.....	7.15	11.00	8.00
Lv Albany	5.15	.....	10.06	1.45	10.42
Lv Buffalo	10.55	.....	2.57	7.50	4.20
Lv Cleveland	2.23	.....	6.15	12.20	8.45
Lv Indianapolis (C. T.)	6.45	10.50	10.50	5.45	2.05
Lv Terre Haute	8.00	12.10	12.10	7.05	3.25
Ar St. Louis	11.30	3.50	3.50	11.00	8.00

†Daily except Sunday.

Pennsylvania Railroad

Lv New York (E. T.)	2.45	7.01	12.55		5.10	6.05	7.35	8.45	10.20
Lv North Philadelphia	4.23	8.35	2.24		6.41	7.38	9.06	10.14	11.51
Lv Washington	.....	7.10	1.10		5.30	6.10	7.05	8.25	10.25
Lv Baltimore	.....	8.03	1.56		6.15	6.55	7.55	9.12	11.22
Lv Harrisburg	7.00	10.43	4.22		8.30	9.36	10.53	12.10	2.00
Lv Pittsburgh	1.40	5.30	9.23		1.22	2.23	4.00	5.18	9.10
Lv Columbus	6.25	11.00	1.15		5.17	6.30	8.00	9.33	1.20
Lv Indianapolis (C. T.)	10.30	3.43	3.43		7.48	9.15	10.32	12.05	4.55
Lv Terre Haute	11.49	5.07	5.07		9.12	10.35	11.52	1.25	6.15
Ar St. Louis	5.00	8.10	8.10		12.15	1.40	3.00	4.40	10.00

All Pullman — Reserved Coaches

Illinois Central

Lv Jacksonville	12.05	.....	9.00
Lv Savannah	.....	.....	10.30
Lv Birmingham	8.58	.....	12.01
Ar St. Louis	8.40	.....	7.15
Lv Chicago	11.00	5.15	11.50
Lv Springfield	2.00	8.20	4.25
Ar St. Louis	4.10	10.25	7.15

G. M. & O.

Lv Mobile	3.30	.....
Lv Montgomery	2.55	.....
Lv Jackson, Tenn	1.10	8.25
Ar St. Louis	8.05	4.20

Louisville & Nashville

Lv Miami	.....	10.00	1.45	.....
Lv Jacksonville	.....	7.45	9.00	.....
Lv Atlanta (E. T.)	.....	7.00	9.35	6.30
Lv Birmingham	.....	.....	.....	7.48
Lv Nashville (C.T.)	6.45	2.30	5.35	11.55
Lv Evansville	12.20	7.30	3.45	3.45
Ar St. Louis	5.15	12.20	7.50	7.50
Lv Atlanta (E. T.)	.....	9.25	6.50	.....
Lv Knoxville (E. T.)	.....	1.45	11.45	.....
Lv Louisville (C. T.)	.....	11.00	7.40	.....
Ar St. Louis	.....	7.50	5.15	.....

Nickel Plate Road

Lv Cleveland (E. T.)	6.00
Lv Findlay	8.45
Lv Lima	9.45
Lv Muncie (C.T.)	11.08
Lv Frankfort	12.55
Lv Charleston	3.22
Ar St. Louis	6.45

Wabash

Lv Chicago	11.10	4.35	11.20
Lv Decatur	2.17	7.37	3.35
Ar St. Louis	4.50	10.00	7.05
Lv Detroit	8.05	7.30	.....
Lv Toledo	.....	7.10	.....
Lv Ft. Wayne	9.52	9.32	.....
Ar St. Louis	6.35	7.45	.....
Lv Des Moines	10.00	.....	.....
Ar St. Louis	7.55	.....	.....

Southern Ry.

Lv Jacksonville	9.00
Lv Atlanta (E.T.)	6.55
Lv Chattanooga (C.T.)	10.15
Lv Asheville	5.30
Lv Knoxville	9.40
Lv Louisville (4th St.) (C.T.)	7.25
Ar St. Louis (GMO-Sou)	†7.05

†Daily Ex. Sunday.

Illinois Terminal Railroad Station 710 N. 12th Blvd.

Lv Champaign	4.45	.....	.....	7.28	11.58	2.30	5.26	12.50
Lv Decatur	7.00	.....	.....	9.00	1.30	3.59	7.00	2.10
Lv Bloomington	.....	.....	.....	10.50	2.41	5.56	9.30	.....
Lv Peoria	.....	.....	7.37	.....	.....	.....	.....	.....
Lv Springfield	7.55	6.40	9.30	12.30	2.55	5.45	8.15	3.15
Ar St. Louis	10.35	9.50	12.10	3.15	6.10	8.30	11.10	6.40

CONNECTIONS TO MEMPHIS

Illinois Central

Lv Louisville	.....	.....	.....	.....	9.10	8.00
Lv New Orleans	6.30	8.00	5.00	8.30	.....	.....
Lv Jackson	.....	10.58	8.02	12.40	.....	.....
Ar Memphis	10.35	2.28	11.35	6.35	8.00	4.57

N. C. & St. L.

Lv Atlanta (E.T.)	9.35	9.00
Lv Chattanooga	12.45	12.45
Lv Nashville	10.30	2.40
Ar Memphis	7.30	7.40

Frisco

Lv Miami	12.45	.....
Lv Jacksonville	9.05	.....
Lv Atlanta	7.30	.....
Lv Pensacola	.....	4.15
Lv Birmingham	11.50	9.00
Ar Memphis	6.30	6.40

Southern Ry.

Lv New York (E.T.) (PRR)	12.40	12.55
Lv Washington	4.50	8.35
Lv Lynchburg (N&W)	8.55	12.55
Lv Roanoke	10.13	2.20
Lv Asheville	.....	5.30
Lv Knoxville (ET)	5.25	9.45
Lv Chattanooga (CT)	7.45	11.50
Ar Memphis	5.35	7.45

Louisville & Nashville

Lv New York (ET)	5.25	10.20	.....
Lv No. Philadelphia	6.55	11.51	.....
Lv Pittsburgh	1.47	9.30	.....
Lv Cincinnati	9.00	6.50	10.50
Lv Louisville (CT)	11.25	9.35	1.50
Ar Memphis	9.05	7.45	4.15

Black figures indicate P. M.

CONNECTIONS FROM KANSAS CITY

G. M. & O.

Lv Kansas City	†6.30	11.00	†—Daily Ex Sun.
Lv Bloomington	†6.35	11.51	
Ar Chicago	9.30	2.08	

M.-K.-T.

Lv Kansas City	8.30	9.35	10.30
Ar Oklahoma City	6.10		7.50
Ar Dallas	10.20	8.40	
Ar Fort Worth	9.55	8.45	1.50
Ar Waco	1.20	11.40	
Ar Austin	5.10	3.35	
Ar San Antinio	7.59	6.00	

Union Pacific

Lv Kansas City	11.30	9.20				
Ar Cheyenne		10.00				
Ar Pocatello	9.45	10.55				
Ar Portland	6.15	4.15				
Ar Tacoma	12.57	7.50				
Ar Seattle	2.15	9.00				

Santa Fe

Lv Kansas City		9.45	10.45	8.00	2.35	10.15	
Ar Albuquerque			10.35		4.55	2.20	
Ar Williams		10.30	6.50	6.50		9.15	
Ar Grand Canyon		7.00	9.05	9.05		7.00	
Ar Los Angeles		10.40	7.45	7.45	8.45	8.30	
Lv Oklahoma City	6.00			9.00	6.45		1.00
Lv Tulsa					8.40	2.00	
Lv Kan. City	1.10	2.55	5.50	7.00	2.15	9.00	10.45
Ar Chicago	9.00	11.30	1.45	3.45	9.45	7.30	8.30

Rock Island

Lv Kansas Clay	1.10	7.00	10.20	9.10	8.15	11.45
Ar Rock Island	8.00	2.12	6.15			
Ar Chicago	11.30	6.05	1.15			
Ar Des Moines				1.10	1.10	6.30
Ar St. Paul				6.00	7.45	1.40
Ar Minneapolis				6.30	8.25	2.30
Lv Kansas City	6.50	8.40	10.45			
Ar El Paso	8.05	12.35	5.50			
Ar Los Angeles	7.00	5.15	3.00			

Burlington Route

Lv Kansas City	6.30	6.30
Ar Billings	8.45	8.45
Ar Spokane	9.15	6.20
Ar Portland	7.35	7.35
Ar Tacoma	9.25	7.30
Ar Seattle	7.30	7.15

Frisco

Lv Kansas City	11.00	9.15
Ar Tulsa	7.30	3.45
Ar Okla. City	1.15	9.10

Kansas City Sou.

Lv Kansas City	10.10	9.35	4.00
Ar Texarkana	8.55	10.00	1.31
Ar Shreveport	10.50	12.10	3.00
Ar Port Arthur		8.00	9.00

C. M. St. P. & P.

Lv Kansas City	† 9.00	7.45
Ar Excelsior Spr	10.05	8.25
Ar Chillicothe	11.50	9.36
Ar Ottumwa	3.16	12.22
Ar Cedar Rpds.	† 6.55	
Ar Chicago		9.10
Ar Milwaukee		10.30

†—Daily Except Sun.

Chicago Gt. Western

Lv Kansas City	12.45
Ar Des Moines	8.15
Ar St. Paul	9.20
Ar Minneapolis	9.55

CONNECTIONS FROM OMAHA

Chicago & North Western

Lv Omaha		8.15	8.30	9.00	6.20	10.25	
Ar Sioux City				12.01	10.15	1.05	
Rochester				8.10	9.10	9.10	
St. Paul				7.40	7.00	7.45	
Minneapolis				8.15	7.35	8.20	
Cedar Rapids				3.10	2.35		
Ar Clinton				5.35	4.35		

C. G. W.

Lv Omaha	8.00	8.50
Ar Fort Dodge	12.05	12.55
Mason City	2.30	3.10
St. Paul	6.55	7.15
Ar Minneapolis	7.35	7.50

Rock Island

Lv Omaha	11.59	11.30	6.15
Ar Des Moines	2.41	2.10	10.55
Davenport	5.34	5.06	2.53
Rock Island	5.46	5.15	3.10
Ar Moline	5.53	5.33	3.34

CONNECTIONS FROM NEW ORLEANS

Louisville & Nashville

Lv New Orleans	8.30	11.10	5.30	9.00	11.00
Ar Mobile	12.25	2.03	9.05	12.40	2.30
Ar Pensacola	5.10	5.10	↓	↓	6.10
Ar Jacksonville	7.00	7.00			6.00
Ar Montgomery	5.37	5.41	2.30	5.35	7.15
Ar Atlanta (ET)	12.40	↓	8.30	↓	1.15
Ar Washington	6.45		1.30		4.20
Ar Baltimore	7.48		2.54		5.40
Ar North Philadelphia	9.55		4.45		7.39
Ar New York	11.35		6.20		9.15
Lv Montgomery	6.30	5.56		5.55	8.00
Ar Birmingham	8.45	7.41		7.55	11.50
Ar Nashville	1.55	11.30		12.40	7.20
Ar Louisville	7.15	3.23		5.25	1.30
Ar Cincinnati (ET)	12.05	7.30		9.55	7.15

Illinois Central

Lv New Orleans	8.00	5.00	8.30
Ar Jackson	10.52	7.52	12.40
Ar Memphis	2.28	11.35	6.35
Ar Fulton	4.48	2.05	
Ar Louisville	11.55		

Southern Ry.

Lv New Orleans	8.00	8.00	9.00		
Ar Birmingham	3.10	3.10	7.05		
Lv Birmingham	3.20	3.30	7.30		
Ar Chattanooga (CT)		6.35	11.00		
Ar Knoxville (ET)	↓	10.50	3.40		
Ar Roanoke (N&W)		5.47	12.05		
Ar Washington	9.10	11.25	6.40		
Ar Baltimore (PRR)	10.17	12.52	8.00		
Ar Philadelphia (30th St.)	11.48	2.25	9.42		
Ar New York (PRR)	1.30	4.10	11.30		
Lv Birmingham	5.50	5.50	7.30		
Ar Chattanooga (CT)	9.40	9.40	11.00		
Ar Cincinnati (ET)	7.55	7.55	9.55		

Light figures indicate A. M.

CONNECTIONS TO KANSAS CITY

G. M. & O.

Lv Chicago	†5.00	11.30	†—Daily Ex. Sun.
Lv Bloomington	8.10		
Ar Kansas City	7.40	8.00	

M.-K.-T. R. R.

Lv San Antonio	11.00		12.10		
Lv Austin	1.15		2.30		
Lv Waco	4.45		5.55		
Lv Fort Worth	8.05		9.05		
Lv Dallas	7.45		9.20		
Lv Oklahoma City	11.30	11.00			
Ar Kansas City	9.15	8.35	8.35		

Union Pacific

Lv Seattle	4.30	11.30				
Lv Tacoma	5.40	1.00				
Lv Portland	10.00	8.30				
Lv Pocatello	5.35	4.25				
Lv Cheyenne		5.40				
Ar Kansas City	11.30	7.45				

Santa Fe

Lv Chicago	9.30	12.01	1.30	6.00	7.00	9.00	11.30
Ar Kansas City	4.55	9.00	9.50	1.30	2.05	7.00	10.00
Ar Tulsa	10.10			8.35			
Ar Oklahoma City	12.35	7.45		9.00		5.25	
Lv Los Angeles	1.30	12.30	7.00		8.00	7.00	
Lv Gr. Canyon	8.00	8.00	8.00		8.00	8.00	
Lv Williams	3.30	1.44	10.13			10.13	
Lv Albuquerque		8.50	6.30		1.35	8.00	
Ar Kansas City	6.30	2.40	8.00		5.35	10.15	

Rock Island

Lv Los Angeles	12.30	10.30	8.10			
Lv El Paso	7.10	9.50	8.35			
Ar Kansas City	12.55	6.30	9.50			
Lv Minneapolis				12.01	7.30	10.35
Lv St. Paul				12.25	8.15	11.25
Lv Des Moines				5.03	2.25	7.20
Lv Chicago	3.45	11.00	10.15			
Lv Rock Island	9.35	2.45	1.40			
Ar Kansas City	6.15	10.15	8.25	9.15	7.30	2.05

Burlington Route

Lv Seattle	10.30	9.30
Lv Tacoma	10.10	8.00
Lv Portland	8.45	8.45
Lv Spokane	8.40	7.30
Ar Billings	12.50	6.30
Ar Kansas City	1.20	1.20

Frisco

Lv Oklahoma Cy	9.00	7.00
Lv Tulsa	2.01	11.00
Ar Kansas City	7.45	7.40

Kansas City Southern

Lv Port Arthur	10.30	4.20	
Lv Shreveport	7.00	5.00	11.00
Lv Texarkana	8.50	6.55	12.26
Ar Kansas City	7.45	7.46	10.00

C. M. St. P. & P.

Lv Milwaukee	4.45	
Lv Chicago	6.25	
Lv Cedar Rapids		† 7.45
Lv Ottumwa	2.41	11.46
Lv Chillicothe	5.13	3.38
Lv Excelsior Sp.	6.15	5.25
Ar Kansas City	7.25	† 6.40

†Daily except Sun.

C. G. W.

Lv Minneapolis	1.20
Lv St. Paul	2.00
Lv Des Moines	12.30
Ar Kansas City	7.45

CONNECTIONS TO OMAHA

Chicago & Northwestern

Lv Clinton	12.45	10.25	11.15			
Lv Cedar Rapids	2.35	11.46	12.55			
Lv Minneapolis				9.30	9.15	10.15
Lv St. Paul				10.10	9.55	11.00
Lv Rochester				8.15	8.30	10.00
Lv Sioux City				6.05	5.00	8.30
Ar Omaha	9.30	5.30	8.00	8.35	7.45	12.45

C. G. W.

Lv Minneapolis	8.15	8.00
Lv St. Paul	8.50	8.45
Lv Mason City	12.40	1.20
Lv Ft. Dodge	2.55	3.45
Ar Omaha	7.10	8.00

Rock Island

Lv Moline	2.10	11.25	4.40
Lv Rock Island	2.40	11.45	4.53
Lv Davenport	2.57	11.57	4.59
Lv Des Moines	8.00	3.50	7.55
Ar Omaha	12.30	7.25	10.51

CONNECTIONS TO NEW ORLEANS

Louisville & Nashville

Lv Cincinnati (ET)	9.00	2.45		6.50	
Lv Louisville (CT)	11.25	4.50		9.35	
Lv Nashville	3.55	8.22		2.25	
Lv Birmingham	8.35	12.09		7.45	
Ar Montgomery	10.45	2.00		10.10	
Lv New York (ET)	9.30		9.30		9.30	1.50
Lv North Philadelphia	11.11	↓	11.11		10.57	3.25
Lv Baltimore	1.13		2.13		12.35	5.10
Lv Washington	2.40		3.40		1.40	6.25
Lv Atlanta	7.15		7.15		8.55	8.55
Lv Montgomery (CT)	11.15	2.07	11.30	10.35	12.25	12.25
Lv Jacksonville	10.40	↓	↓	11.30		
Lv Pensacola	9.25			11.00		1.20
Lv Mobile	3.55	5.44	5.20	3.35	4.50	4.50
Ar New Orleans	7.20	8.50	9.00	7.20	8.25	8.25

Illinois Central

Lv Louisville				9.10	8.00
Lv Fulton		11.59	2.20	5.10	2.50
Lv Memphis		2.22	10.15	8.40	5.07
Lv Jackson		6.10	5.30	2.35	8.48
Ar New Orleans		9.30	12.30	7.15	11.55

Southern Ry.

Lv Cincinnati (ET)	9.00	9.15	9.15		
Lv Chattanooga (CT)	4.30	5.45	5.45		
Ar Birmingham	8.00	9.30	9.30		
Lv New York (PRR) (ET)	6.50	12.40	4.35		
Lv Philadelphia (30th St.)	8.40	2.20	6.23		
Lv Baltimore (PRR)	10.22	3.50	7.53		
Lv Washington	11.55	4.50	8.50		
Lv Roanoke (N&W)	5.55	10.13	↓		
Lv Knoxville	1.50	5.25			
Lv Chattanooga (CT)	4.30	7.25			
Ar Birmingham	8.00	10.30	1.25		
Lv Birmingham	8.30	1.35	1.35		
Ar New Orleans	6.55	9.10	9.10		

Black figures indicate P. M.

The Missouri Pacific Lines Offer You . . .

These Accommodations Are Available in 14 Roomette, 4 Double Bedroom Cars; 14 Roomette, 2 Double Bedroom, 1 Drawing Room Cars, and in 5 Double Bedroom-Lounge Cars

THE ROOMETTE

An increasingly popular accommodation for the individual traveler. Provides a completely enclosed room with private toilet facilities, washstand, wardrobe locker. Other convenience and comfort features include circulating ice water, thermostatic air-conditioning and heat controls, full length mirror, electric razor outlet, shoe locker and spacious luggage rack.





THE BEDROOM

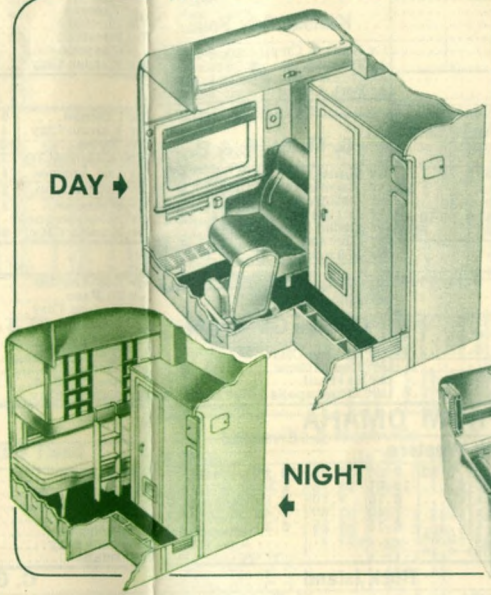

THE BEDROOM provides lower and upper bed, enclosed toilet and lavatory facilities, separate air-conditioning and temperature controls, running ice water, wardrobe locker, full length mirror, electric razor outlet, shoe locker and ample luggage space. Opening the partition between two adjoining bedrooms forms the **BEDROOM SUITE** illustrated below, providing all the facilities of two double bedrooms with two lower and two upper beds, two enclosed toilets, etc.

THE BEDROOM SUITE



THE DRAWING ROOM

A spacious and luxurious living room during daylight hours with two full length beds and upper berth for sleeping accommodations at night. The private lavatory and toilet facilities are completely enclosed. These new type drawing rooms also provide fan; circulating ice water;



individually controlled light, ventilation, air-conditioning and heat; shoe locker; a large wardrobe and ample storage space for luggage.

...A Selection of Pullman Accommodations

The Accommodations Illustrated Below Are Provided in 6-Section, 6 Roomette, 4 Double Bedroom Cars

THE BEDROOM

THE BEDROOM provides lower and upper bed, separate toilet and lavatory facilities, air-conditioning and temperature controls, full length mirror, clothes locker, razor outlet, shoe locker and ample luggage space. When sliding partition between adjoining bedrooms is opened to make the **BEDROOM SUITE** illustrated below, accommodation affords all the facilities of two double bedrooms with two lower and two upper beds, two toilets, etc.

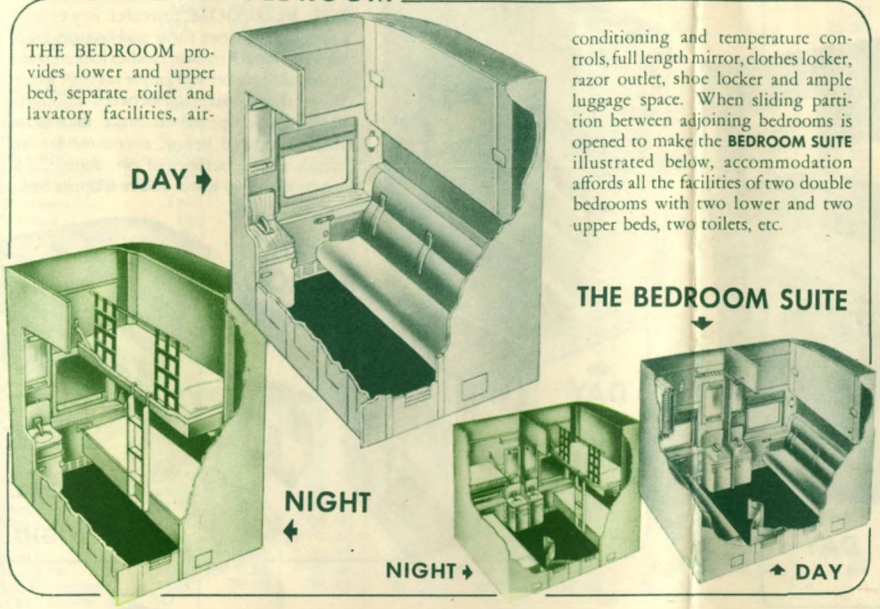

THE ROOMETTE

A private, completely enclosed room designed for the individual traveler. Contains a pre-made bed that folds into the wall. Also provides private toilet facilities, washstand, mirrored cabinet for toilet articles, clothes locker, shoe locker, ample luggage space and individually controlled ventilation, air-conditioning, heat and light.



THE SECTION

Combines lower and upper berths, each a sleep-inviting bed with convenient lights, clothes hangers, shelf or hammock for sundry articles, and a bell to summon the porter at any hour. For daytime travel the section provides a pair of roomy, soft-cushioned lounge seats.



The Missouri Pacific Lines Offer You A Selection of Pullman Accommodations

On Trains Other Than The Streamlined Eagles

THE DRAWING ROOM

The ideal accommodation for family groups. A spacious private living room by day, at night it provides two beds and an easily accessible upper berth. Toilet and lavatory are enclosed and completely private.



NIGHT

DAY

THE BEDROOM

THE BEDROOM provides lower and upper bed, separate toilet and lavatory facilities, full length mirror, clothes locker, razor outlet, shoe locker and ample luggage space. When sliding partition between adjoining bedrooms is opened to make **BEDROOM SUITE** illustrated below, accommodation affords all the facilities of two double bedrooms with two lower and two upper beds, two toilets, etc.

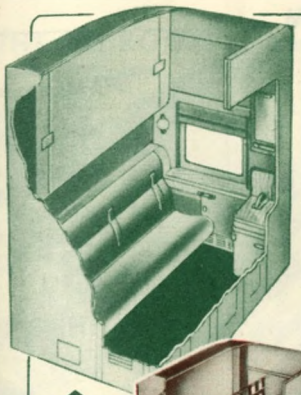

DAY

NIGHT

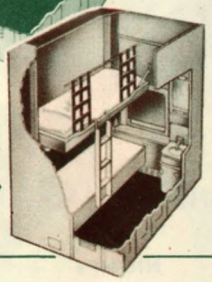

THE BEDROOM SUITE

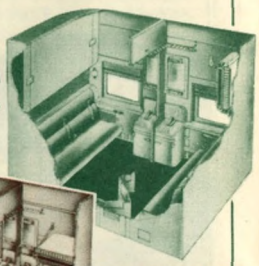



DAY

NIGHT

THE SECTION

Includes upper and lower berths, both providing a comfortable, sleep-inviting bed. In daytime, section offers two commodious, soft-cushioned reserved seats.



DAY

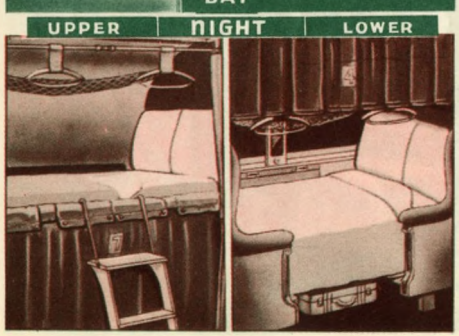

UPPER NIGHT LOWER

THE COMPARTMENT

A private room with comfortable, soft-cushioned seats for day use. Sleeping accommodations include bed and upper berth. Individual toilet and lavatory.



NIGHT



DAY

ACCOMMODATIONS ILLUSTRATED ARE PROVIDED IN

12 Section, 1 Drawing Room Cars

•

10 Section, 1 Drawing Room, 2 Compartment Cars

•

8 Section, 1 Drawing Room, 2 Compartment Cars

•

8 Section, 5 Double Bedroom Cars

•

8 Section, 1 Drawing Room, 3 Double Bedroom Cars

•

RAIL AND PULLMAN FARES

The Fares shown herein are those effective on May 1, 1949, and do not reflect any increase that may be authorized at a later date. These Railroad and Pullman fares are published as information only, are subject to change without notice and do not include 15% Federal and 2% Missouri taxes.

	RAILROAD FARE				PULLMAN FARES (One Way) IN STANDARD CARS								
	In Coaches		In Pullmans										
	One Way	3 Months R. T.	One Way	3 Months R. T.	Lower Berth	Upper Berth	Roomette One Person	Bed Room One Person	ⓢBed Room Two Persons	Compartment One Person	Compartment Two or More Persons	Drawing Room One Person	Drawing Room Two or More Persons	Seat Fare for Day Travel
DALLAS, TEX. TO														
Chicago....Ill.	$23.86	$42.95	$33.40	$55.70	$ 8.90	$ 6.80	$.....	$.....	$.....	$20.05	$25.40	$26.70	$33.80	$.....
Hot Springs....Ark.	8.45	15.25	11.82	19.70	3.80	2.90	.....	.....	.....	8.55	10.90	11.40	14.40	.....
Little Rock....Ark.	8.26	14.90	11.55	19.25	3.80	2.90	5.30	7.20	8.35	8.55	10.90	11.40	14.40	2.40
Memphis....Tenn.	11.72	21.10	16.38	27.30	5.35	4.10	7.50	10.15	11.75	12.05	15.40	16.05	20.30	.....
Mexico City....Mex.	30.24	55.60	46.41	70.60	14.94	11.76	.....	.....	.....	39.03	41.83	52.71	56.76	.....
New York....N. Y.	40.67	74.33	56.57	101.17	14.20	10.80	19.85	27.00	31.25	31.95	39.75	42.60	54.00	.....
St. Louis....Mo.	16.69	30.05	23.35	38.95	7.20	5.45	10.05	13.70	15.85	16.20	20.20	21.60	27.40	.....
Washington....D. C.	35.13	63.25	49.16	86.35	12.60	9.55	17.60	23.95	27.70	28.35	35.45	37.80	47.90	.....
FORT WORTH, TEX. TO														
Chicago....Ill.	23.86	42.95	33.40	55.70	8.90	6.80	.....	.....	.....	20.05	25.40	26.70	33.80	.....
Hot Springs....Ark.	9.20	16.60	12.85	21.45	4.10	3.10	.....	.....	.....	9.25	11.55	12.30	15.60	.....
Little Rock....Ark.	9.01	16.25	12.59	21.00	4.10	3.10	5.75	7.80	9.00	9.25	11.55	12.30	15.60	2.60
Memphis....Tenn.	12 47	22.45	17.42	29.05	5.70	4.30	7.95	10.85	12.55	12.85	16.00	17.10	21.70	.....
Mexico City....Mex.	29.96	55.10	46.01	69.90	14.94	11.76	.....	.....	.....	39.03	41.83	52.71	56.76	.....
New York....N. Y.	41.42	75.68	57.61	102.92	14.20	10.80	19.85	27.00	31.25	31.95	39.75	42.60	54.00	.....
St. Louis....Mo.	17.00	30.60	23.79	39.65	7.20	5.45	10.05	13.70	15.85	16.20	20.20	21.60	27.40	.....
Washington....D. C.	35.88	64.60	50.20	88.10	12.60	9.55	17.60	23.95	27.70	28.35	35.45	37.80	47.90	.....
HOUSTON, TEX. TO														
Brownsville....Tex.	9.29	16.75	13.01	21.70	3.80	2.90	.....	.....	.....	8.55	10.90	11.40	14.40	.....
Chicago....Ill.	27.86	50.15	38.80	64.70	10.40	7.90	.....	.....	.....	23.40	29.45	31.20	39.50	.....
Hot Springs....Ark.	11.89	21.45	16.64	27.75	5.35	4.10	.....	.....	.....	12.05	15.40	16.05	20.30	.....
Little Rock....Ark.	11.70	21.10	16.37	27.30	5.35	4.10	7.50	10.15	11.75	12.05	15.40	16.05	20.30	.....
Memphis....Tenn.	15.15	27.30	21.20	35.35	6.60	5.00	9.20	12.55	14.50	14.85	18.40	19.80	25.10	.....
Mexico City....Mex.	28.25	52.00	43.65	66.00	13.99	11.01	.....	.....	.....	36.93	39.23	49.86	53.16	.....
New Orleans....La.	9.52	17.15	13.01	21.70	3.50	2.60	.....	6.65	7.70	7.90	9.60	10.50	13.30	2.20
New York....N. Y.	43.14	78.78	59.74	107.32	14.45	11.00	20.25	27.45	31.80	32.50	40.85	43.35	54.90	.....
St. Louis....Mo.	20.42	36.80	28.58	47.65	8.35	6.35	11.75	15.85	18.35	18.80	23.70	25.05	31.70	.....
Washington....D. C.	37.60	67.70	52.33	92.50	12.60	9.55	17.60	23.95	27.70	28.35	35.45	37.80	47.90	.....
KANSAS CITY, MO. TO														
Colorado Springs....Colo.	15.57	28.05	21.77	36.30	5.70	4.30	7.95	10.85	12.55	12.85	16.00	17.10	21.70	.....
Denver....Colo.	15.82	28.50	22.12	36.90	5.70	4.30	7.95	10.85	12.55	12.85	16.00	17.10	21.70	.....
Hot Springs....Ark.	13.28	23.90	18.59	31.00	5.70	4.30	.....	.....	.....	12.85	16.00	17.10	21.70	3.50
Jefferson City....Mo.	3.97	7.15	5.53	9.25	3.50	2.60	4.85	6.65	7.70	7.90	9.60	10.50	13.30	1.10
Lake Charles....La.	18.61	33.50	26.05	43.45	A7.20	A5.45	.....	.....	.....	A16.20	A20.20	A21.60	A27.40	.....
Lincoln....Neb.	5.20	9.40	7.27	12.15	B3.50	B2.60	.....	.....	.....	B7.90	B9.60	B10.50	B13.30	B1.15
Little Rock....Ark.	11.94	21.50	16.69	27.85	5.05	3.85	.....	.....	.....	11.35	14.15	15.15	19.20	3.15
Los Angeles....Cal.	38.69	68.05	61.55	95.70	15.75	12.00	.....	.....	.....	35.45	44.55	47.25	59.90	.....
Memphis....Tenn.	12.24	22.05	17.13	28.55	4.10	3.10	.....	.....	.....	9.25	11.55	12.30	15.60	2.85
New Orleans....La.	22.11	39.80	30.95	51.60	7.75	5.90	.....	.....	.....	17.45	21.90	23.25	29.50	.....
Omaha....Neb.	4.99	9.00	6.97	11.65	3.50	2.60	.....	.....	.....	7.90	9.60	10.50	13.30	1.45
Pueblo....Colo.	14.85	26.75	20.78	34.65	5.70	4.30	7.95	10.85	12.55	12.85	16.00	17.10	21.70	.....
St. Louis....Mo.	6.98	12.60	9.76	16.30	3.50	2.60	4.85	6.65	7.70	7.90	9.60	10.50	13.30	1.45
San Francisco....Cal.	38.69	68.05	61.55	95.70	15.75	12.00	.....	.....	.....	35.45	44.55	47.25	59.90	.....
LITTLE ROCK, ARK. TO														
Brownsville....Tex.	21.00	37.80	29.38	49.00	8.65	6.55	.....	.....	.....	19.45	24.20	25.95	32.90	.....
Chicago....Ill.	16.19	29.15	22.44	37.40	5.70	4.30	.....	.....	.....	12.85	16.00	17.10	21.70	.....
Colorado Springs....Colo.	23.46	42.25	32.85	54.75	9.25	7.00	.....	.....	.....	20.80	26.05	27.75	35.20	.....
Corpus Christi....Tex.	17.58	31.65	24.58	41.00	7.75	5.90	.....	.....	.....	17.45	21.90	23.25	29.50	.....
Dallas....Tex.	8.26	14.90	11.55	19.25	3.80	2.90	5.30	7.20	8.35	8.55	10.90	11.40	14.40	2.40
Denver....Colo.	25.00	45.00	35.00	58.35	9.25	7.00	.....	.....	.....	20.80	26.05	27.75	35.20	.....
El Paso....Tex.	24.40	43.95	34.13	56.90	9.50	7.20	13.35	18.05	20.90	21.40	26.55	28.50	36.10	.....
Ft. Worth....Tex.	9.01	16.25	12.59	21.00	4.10	3.10	5.75	7.80	9.00	9.25	11.55	12.30	15.60	2.60
Galveston....Tex.	12.94	23.30	18.09	30.15	5.70	4.30	7.95	10.85	12.55	12.85	16.00	17.10	21.70	.....
Hot Springs....Ark.	1.36	2.45	1.89	3.15	.....	.....	.....	.....	.....	.....	.....	.....	.....	.80
Houston....Tex.	11.70	21.10	16 37	27.30	5.35	4.10	7.50	10.15	11.75	12.05	15.40	16.05	20.30	.....
Kansas City....Mo.	11.94	21.50	16.69	27.85	5.05	3.85	.....	.....	.....	11.35	14.15	15.15	19.20	3.15
Lake Charles....La.	9.39	16.95	13.14	21.90	4.10	3.10	.....	7.80	9.00	9.25	11.55	12.30	15.60	.....
Laredo....Tex.	18.28	32.95	25.57	42.65	7.75	5.90	.....	.....	.....	17.45	21.90	23.25	29.50	.....
Los Angeles....Cal.	39.43	76.70	62.73	105.15	15.75	12.00	22.05	29.95	34.65	35.45	44.55	47.25	59.90	.....
Memphis....Tenn.	3.47	6.25	4.83	8.05	3.50	2.60	4.85	6.65	7.70	7.90	9.60	10.50	13.30	1.00
Mexico City....Mex.	37.43	68.55	56.50	87.40	17.64	13.81	.....	32.54	36.82	45.13	49.58	60.81	67.06	.....
New Orleans....La.	11.87	21.40	16.63	27.75	4.10	3.10	.....	.....	.....	9.25	11.55	12.30	15.60	.....
New York....N. Y.	33.62	59.48	46.54	84.96	11.15	8.55	15.65	21.20	24.55	25.10	31.65	33.45	42.40	.....
Omaha....Neb.	16.92	30.50	23.66	39.45	7.50	5.70	.....	.....	.....	16.90	21.40	22.50	28.50	.....
Pueblo....Colo.	22.34	40.25	31.27	52.15	9.25	7.00	.....	.....	.....	20.80	26.05	27.75	35.20	.....
St. Louis....Mo.	8.75	15.75	12.24	20.40	3.80	2.90	5.30	7.20	8.35	8.55	10.90	11.40	14.40	2.50
San Antonio....Tex.	14.45	26.05	20.20	33.70	6.60	5.00	9.20	12.55	14.50	14.85	18.40	19.80	25.10	.....
San Francisco....Cal.	44.74	77.05	71.18	108.35	17.05	13.00	.....	.....	.....	38.35	48.10	51.15	64.80	.....
Shreveport....La.	5.47	9.85	7.63	12.75	3.50	2.60	6.60	7.80	9.00	7.90	9.60	10.50	13.30	.....
Washington....D. C.	26.88	48.40	37.61	67.10	9.50	7.20	13.35	18.05	20.90	21.40	26.55	28.50	36.10	.....
Wichita....Kan.	11.42	20.60	15.99	26.65	5.05	3.85	.....	.....	.....	11.35	14.15	15.15	19.20	.....
MEMPHIS, TENN. TO														
Brownsville....Tex.	24.45	44.05	34.20	57.00	9.50	7.20	.....	.....	.....	21.40	26.55	28.50	36.10	.....
Colorado Springs....Colo.	26.33	47.40	36.86	61.45	9.25	7.00	.....	.....	.....	20.80	26.05	27.75	35.20	.....
Corpus Christi....Tex.	21.02	37.85	29.41	49.05	9.25	7.00	.....	.....	.....	20.80	26.05	27.75	35.20	.....
Dallas....Tex.	11.72	21.10	16.38	27.30	5.35	4.10	7.50	10.15	11.75	12.05	15.40	16.05	20.30	3.30
Denver....Colo.	27.87	50.20	39.01	65.05	9.25	7.00	.....	.....	.....	20.80	26.05	27.75	35.20	.....
El Paso....Tex.	27.85	50.15	38.96	64.95	10.65	8.10	14.85	20.25	23.45	23.95	29.95	31.95	40.50	.....
Ft. Worth....Tex.	12.47	22.45	17.42	29.05	5.70	4.30	7.95	10.85	12.55	12.85	16.00	17.10	21.70	3.55
Galveston....Tex.	16.39	29.55	22.93	38.25	6.60	5.00	.....	.....	.....	14.85	18.40	19.80	25.10	.....
Hot Springs....Ark.	4.82	8.70	6.72	11.20	3.50	2.60	.....	.....	.....	7.90	9.60	10.50	13.30	1.30
Houston....Tex.	15.15	27.30	21.20	35.35	6.60	5.00	9.20	12.55	14.50	14.85	18.40	19.80	25.10	.....
Joplin....Mo.	9.54	17.20	13.36	22.30	3.80	2.90	.....	.....	.....	8.55	10.90	11.40	14.40	2.60
Kansas City....Mo.	12.24	22.05	17.13	28.55	4.10	3.10	.....	.....	.....	9.25	11.55	12.30	15.60	2.85
Lake Charles....La.	12.25	22.05	17.14	28.60	6.00	4.60	.....	.....	.....	13.50	17.25	18.00	22.80	.....
Laredo....Tex.	21.74	39.15	30.41	50.70	8.65	6.55	.....	.....	.....	19.45	24.20	25.95	32.90	.....

MEMPHIS, TENN. Continued on next page.

ⓢ—For Bedroom Suite charges consult ticket agent. A—To Kinder, La. B—To Union, Neb.

RAIL AND PULLMAN FARES

The Fares shown herein are those effective on May 1, 1949, and do not reflect any increase that may be authorized at a later date. These Railroad and Pullman fares are published as information only, are subject to change without notice and do not include 15% Federal and 2% Missouri taxes.

	RAILROAD FARES				PULLMAN FARES (One Way) IN STANDARD CARS								
	In Coaches		In Pullmans										
	One Way	3 Months R. T.	One Way	3 Months R. T.	Lower Berth	Upper Berth	Roomette One Person	Bed Room One Person	③Bed Room Two Persons	Compartment One Person	Compartment Two or More Persons	Drawing Room One Person	Drawing Room Two or More Persons	Seat Fare for Day Travel
MEMPHIS, TENN., TO —Concluded														
Little Rock.....Ark.	$ 3.47	$ 6.25	$ 4.83	$ 8.05	$ 3.50	$ 2.60	$ 4.85	$ 6.65	$ 7.70	$ 7.90	$ 9.60	$10.50	$13.30	$ 1.00
Los Angeles.....Cal.	42.47	80.55	67.56	112.95	17.05	13.00	.....	.....	.....	38.35	48.10	51.15	64.80	.....
Mexico City.....Mex.	40.89	74.75	61.32	95.45	18.54	14.46	.....	32.24	38.82	47.13	51.88	63.51	70.46	.....
Omaha.....Neb.	17.21	31.00	24.11	40.20	6.95	5.25	.....	.....	.....	15.65	19.60	20.85	26.40	.....
Palestine.....Tex.	11.37	20.50	15.90	26.50	5.05	3.85	7.15	9.60	11.10	11.35	14.15	15.15	19.20	3.00
Pueblo.....Colo.	25.21	45.40	35.28	58.80	9.25	7.00	.....	.....	.....	20.80	26.05	27.75	35.20	.....
St. Louis.....Mo.	7.77	14.00	10.87	18.15	3.50	2.60	.....	.....	.....	7.90	9.60	10.50	13.30	2.20
San Antonio.....Tex.	17.90	32.25	25.04	41.75	7.20	5.45	10.05	13.70	15.85	16.20	20.20	21.60	27.00	.....
San Francisco.....Cal.	46.76	80.55	74.39	112.95	17.05	13.00	.....	.....	.....	38.35	48.10	51.15	64.80	.....
Shreveport.....La.	8.16	14.70	11.42	19.05	3.80	2.90	.....	.....	.....	8.55	10.90	11.40	14.40	.....
NEW ORLEANS, LA., TO														
Brownsville.....Tex.	18.82	33.90	26.03	43.40	6.95	5.25	.....	.....	.....	15.65	19.60	20.85	26.40	.....
Corpus Christi.....Tex.	15.40	27.75	21.22	35.40	6.00	4.60	.....	.....	.....	13.50	17.25	18.00	22.80	.....
Colorado Springs....Colo.	32.29	58.15	44.80	74.00	11.15	8.55	.....	.....	.....	25.10	31.65	33.45	42.40	.....
Denver.....Colo.	33.63	60.55	46.68	77.80	12.00	9.15	.....	.....	.....	27.00	33.80	36.00	45.60	.....
Galveston.....Tex.	10.76	19.40	14.73	24.55	4.10	3.10	.....	.....	.....	9.25	11.55	12.30	15.60	.....
Hot Springs.....Ark.	12.32	22.20	16.88	28.15	5.05	3.85	.....	.....	.....	11.35	14.15	15.15	19.20	.....
Houston.....Tex.	9.52	17.15	13.01	21.70	3.50	2.60	.....	6.65	7.70	7.90	9.60	10.50	13.30	2.20
Kansas City.....Mo.	22.11	39.80	30.95	51.60	7.75	5.90	.....	.....	.....	17.45	21.90	23.25	29.50	.....
Laredo.....Tex.	18.62	33.55	25.75	42.95	7.20	5.45	.....	.....	.....	16.20	20.20	21.60	27.40	.....
Little Rock.....Ark.	11.87	21.40	16.63	27.75	4.10	3.10	.....	.....	.....	9.25	11.55	12.30	15.60	.....
Los Angeles.....Cal.	43.93	80.55	69.47	112.95	16.50	12.60	.....	.....	.....	37.15	46.55	49.50	62.70	.....
Mexico City.....Mex.	37.77	69.15	56.67	87.70	17.09	13.36	.....	.....	.....	43.88	47.88	59.16	64.96	.....
Omaha.....Neb.	27.10	48.40	37.92	63.20	10.40	7.90	.....	.....	.....	23.40	29.45	31.20	39.50	.....
Pueblo.....Colo.	31.16	56.10	43.23	72.05	11.15	8.55	.....	.....	.....	25.10	31.65	33.45	42.40	.....
St. Louis.....Mo.	17.62	31.75	24.68	41.15	6.95	5.25	.....	.....	.....	15.65	19.60	20.85	26.40	.....
San Antonio.....Tex.	14.78	26.65	20.38	34.00	5.70	4.30	.....	.....	.....	12.85	16.00	17.10	21.70	.....
San Francisco.....Cal.	48.79	80.55	77.61	112.95	16.50	12.60	.....	.....	.....	37.15	46.55	49.50	62.70	.....
OMAHA, NEB., TO														
Brownsville.....Tex.	31.42	56.60	43.96	73.30	.....	.....	.....	.....	.....	.....	.....	.....	.....	.....
Corpus Christi.....Tex.	28.07	50.55	39.26	65.45	.....	.....	.....	.....	.....	.....	.....	.....	.....	.....
Galveston.....Tex.	24.44	44.00	34.15	56.95	9.25	7.00	.....	.....	.....	20.80	26.05	27.75	35.20	.....
Hot Springs.....Ark.	18.27	32.90	25.56	42.60	7.75	5.90	.....	.....	.....	17.45	21.90	23.25	29.50	.....
Houston.....Tex.	23.20	41.80	32.42	54.05	9.25	7.00	.....	.....	.....	20.80	26.05	27.75	35.20	.....
Kansas City.....Mo.	4.99	9.00	6.97	11.65	3.50	2.60	.....	.....	.....	7.90	9.60	10.50	13.30	1.45
Little Rock.....Ark.	16.92	30.50	23.66	39.45	7.50	5.70	.....	.....	.....	16.90	21.40	22.50	28.50	.....
Memphis.....Tenn.	17.23	31.05	24.11	40.20	6.95	5.25	.....	.....	.....	16.65	19.60	20.85	26.40	.....
Mexico City.....Mex.	.....	.....	70.31	110.45	20.84	16.21	.....	.....	.....	52.33	58.18	70.41	79.16	.....
New Orleans.....La.	27.10	48.80	37.92	63.20	10.40	7.90	.....	.....	.....	23.40	29.45	31.20	39.50	.....
St. Joseph.....Mo.	3.78	6.85	5.28	8.80	H3.50	H2.60	.....	.....	.....	H7.90	H9.60	H10.50	H13.30	H1.10
St. Louis.....Mo.	10.49	18.90	14.68	24.50	4.10	3.10	.....	.....	.....	9.25	11.55	12.30	15.60	2.50
San Antonio.....Tex.	24.33	43.80	34.02	56.70	10.05	7.65	.....	.....	.....	22.60	28.30	30.15	38.20	.....
ST. LOUIS, MO., TO														
Brownsville.....Tex.	29.73	53.55	41.60	69.35	11.15	8.55	.....	.....	.....	25.10	31.65	33.45	42.40	.....
Colorado Springs....Colo.	22.53	40.60	31.53	52.55	8.65	6.55	12.10	16.45	19.05	19.45	24.20	25.95	32.90	.....
Corpus Christi.....Tex.	26.29	47.35	36.79	61.35	10.40	7.90	.....	.....	.....	23.40	29.45	31.20	39.50	.....
Dallas.....Tex.	16.69	30.05	23.35	38.95	7.20	5.45	10.05	13.70	15.85	16.20	20.20	21.60	27.40	.....
Denver.....Colo.	22.78	41.05	31.88	53.15	8.65	6.55	12.10	16.45	19.05	19.45	24.20	25.95	32.90	.....
El Paso.....Tex.	30.54	55.00	42.76	71.30	11.15	8.55	15.65	21.20	24.55	25.10	31.65	33.45	42.40	.....
Ft. Worth.....Tex.	17.00	30.60	23.79	39.65	7.20	5.45	10.05	13.70	15.85	16.20	20.20	21.60	27.40	.....
Galveston.....Tex.	21.66	39.00	30.31	50.55	8.35	6.35	11.75	15.85	18.35	18.80	23.70	25.05	31.70	.....
Hot Springs.....Ark.	10.09	18.20	14.12	23.55	4.10	3.10	.....	7.80	9.00	9.25	11.55	12.30	15.60	2.85
Houston.....Tex.	20.42	36.80	28.58	47.65	8.35	6.35	11.75	15.85	18.35	18.80	23.70	25.05	31.70	.....
Jefferson City.....Mo.	3.05	5.50	4.26	7.10	3.50	2.60	4.85	6.65	7.70	7.90	9.60	10.50	13.30	.80
Kansas City.....Mo.	6.98	12.60	9.76	16.30	3.50	2.60	4.85	6.65	7.70	7.90	9.60	10.50	13.30	1.45
Lake Charles.....La.	18.01	32.45	25.21	42.05	7.50	5.70	.....	14.25	16.50	16.90	21.40	22.50	28.50	.....
Laredo.....Tex.	26.98	48.60	37.76	62.95	10.65	8.10	.....	20.25	23.45	23.95	29.95	31.95	40.50	.....
Lincoln.....Neb.	11.69	21.05	16.35	27.25	4.80	3.60	.....	.....	.....	10.80	13.45	14.40	18.20	.....
Little Rock.....Ark.	8.75	15.75	12.24	20.40	3.80	2.90	5.30	7.20	8.35	8.55	10.90	11.40	14.40	2.50
Los Angeles.....Cal.	44.74	77.05	71.18	108.35	17.50	13.35	24.55	33.25	38.50	39.40	49.05	52.50	66.50	.....
Memphis.....Tenn.	7.77	14.00	10.87	18.15	3.50	2.60	.....	.....	.....	7.90	9.60	10.50	13.30	2.20
Mexico City.....Mex.	46.13	84.20	66.91	107.70	20.54	16.01	.....	38.04	43.22	51.63	57.63	69.51	78.06	.....
New Orleans.....La.	17.62	31.75	24.68	41.15	6.95	5.25	.....	.....	.....	15.65	19.60	20.85	26.40	.....
Omaha.....Neb.	10.49	18.90	14.68	24.50	4.10	3.10	.....	.....	.....	9.25	11.55	12.30	15.60	2.50
Phoenix.....Ariz.	41.46	74.65	57.99	96.65	15.00	11.40	20.95	28.50	33.00	33.75	41.85	45.00	57.00	.....
Pueblo.....Colo.	21.83	39.30	30.55	50.95	8.65	6.55	12.10	16.45	19.05	19.45	24.20	25.95	32.90	.....
St. Joseph.....Mo.	8.16	14.70	11.41	19.05	H3.50	H2.60	.....	.....	.....	H7.90	H9.60	H10.50	H13.30	H1.45
San Antonio.....Tex.	23.14	41.70	32.39	54.00	9.25	7.00	12.95	17.60	20.35	20.80	26.05	27.75	35.20	.....
San Francisco.....Cal.	44.74	77.05	71.18	108.35	17.50	13.35	.....	.....	.....	39.40	49.05	52.50	66.50	.....
Shreveport.....La.	14.19	25.55	19.84	33.10	5.70	4.30	7.95	10.85	12.55	12.85	16.00	17.10	21.70	.....
Wichita.....Kan.	11.82	21.30	16.52	27.55	5.05	3.85	7.15	9.60	11.10	11.35	14.15	15.15	19.20	.....
SAN ANTONIO, TEX., TO														
Brownsville.....Tex.	7.10	12.80	9.94	16.60	3.50	2.60	.....	.....	.....	7.90	9.60	10.50	13.30	.....
Chicago.....Ill.	30.58	55.05	42.59	71.00	11.15	8.55	.....	.....	.....	25.10	31.65	33.45	42.40	.....
Hot Springs.....Ark.	14.64	26.40	20.48	34.15	6.60	5.00	.....	.....	.....	14.85	18.40	19.80	25.10	.....
Little Rock.....Ark.	14.45	26.05	20.20	33.70	6.60	5.00	9.20	12.55	14.50	14.85	18.40	19.80	25.10	.....
Memphis.....Tenn.	17.90	32.25	25.04	41.75	7.20	5.45	10.05	13.70	15.85	16.20	20.20	21.60	27.40	.....
Mexico City.....Mex.	22.99	42.55	36.28	53.70	13.39	10.51	.....	24.44	27.47	35.58	37.28	48.06	50.86	.....
New York.....N. Y.	46.85	85.48	65.23	115.62	16.50	12.60	23.15	31.35	36.30	37.15	46.55	49.50	62.70	.....
St. Louis.....Mo.	23.14	41.70	32.39	54.00	9.25	7.00	12.95	17.60	20.35	20.80	26.05	27.75	35.20	.....
Washington.....D. C.	41.31	74.40	57.82	100.80	14.45	11.00	20.25	27.45	31.80	32.50	40.85	43.35	54.90	.....

③For Bedroom Suite charges consult ticket agent.

H—To Atchison, Kan.

RAIL AND PULLMAN FARES

The Fares shown herein are those effective on May 1, 1949, and do not reflect any increase that may be authorized at a later date. These Railroad and Pullman fares are published as information only, are subject to change without notice and do not include 15% Federal and 2% Missouri taxes.

	RAILROAD FARES				PULLMAN FARES (One Way) IN STANDARD CARS									
	In Coaches		In Pullmans											
	One Way	3 Months R. T.	One Way	3 Months R. T.	Lower Berth	Upper Berth	Roomette One Person	Bed Room One Person	③Bed Room Two Persons	Compartment One Person	Compartment Two or More Persons	Drawing Room One Person	Drawing Room Two or More Persons	Seat Fare for Day Travel
TEXARKANA, ARK., TO														
Houston.....Tex.	$ 8.08	$14.55	$11.31	$18.85	$ 3.80	$ 2.90	$ 5.30	$ 7.20	$ 8.35	$ 8.55	$10.90	$11.40	$14.40	$ 2.20
Little Rock.....Ark.	3.62	6.55	5.06	8.45	3.50	2.60	4.85	6.65	7.70	7.90	9.60	10.50	13.30	1.10
Memphis.....Tenn.	7.08	12.75	9.90	16.50	3.50	2.60	4.85	6.65	7.70	7.90	9.60	10.50	13.30	2.00
New York.....N. Y.	37.23	65.98	50.09	90.37	12.85	9.75	17.95	24.40	28.25	28.90	36.00	38.55	48.80	.....
St. Louis.....Mo.	12.35	22.25	17.28	28.80	5.05	3.85	7.15	9.60	11.10	11.35	14.15	15.15	19.20	3.50
San Antonio.....Tex.	10.83	19.50	15.15	25.25	5.05	3.85	7.15	9.60	11.10	11.35	14.15	15.15	19.20	3.10
Washington.....D. C.	30.49	54.90	42.68	75.55	10.95	8.30	15.30	20.80	24.10	24.65	30.50	32.85	41.60	.....
WICHITA, KAN., TO														
Colorado Springs....Colo.	12.03	21.70	16.84	28.10	5.05	3.85	.....	9.60	11.10	11.35	14.15	15.15	19.20	
Denver.....Colo.	13.59	24.50	19.01	31.70	5.05	3.85	.....	9.60	11.10	11.35	14.15	15.15	19.20	.....
Hot Springs.....Ark.	12.78	23.05	17.88	29.80	5.70	4.30	.....	.....	.....	12.85	16.00	17.10	21.70	.....
Little Rock.....Ark.	11.42	20.60	15.99	26.65	5.05	3.85	.....	.....	.....	11.35	14.15	15.15	19.20	.....
Los Angeles.....Cal.	34.36	63.00	54.66	90.75	14.45	11.00	.....	.....	.....	32.50	40.85	43.35	54.90	.....
Memphis.....Tenn.	14.29	25.75	20.01	33.35	5.70	4.30	.....	.....	.....	12.85	16.00	17.10	21.70	.....
Pueblo.....Colo.	10.91	19.65	15.27	25.45	5.05	3.85	.....	9.60	11.10	11.35	14.15	15.15	19.20	.....
St. Louis.....Mo.	11.82	21.30	16.52	27.55	5.05	3.85	7.15	9.60	11.10	11.35	14.15	15.15	19.20	.....
San Francisco.....Cal.	38.20	68.05	60.77	95.70	14.45	11.00	.....	.....	.....	32.50	40.85	43.35	54.90	.....

③For Bed Room Suite charges consult ticket agent.

EXCLUSIVE OCCUPANCY CHARGES FOR BED ROOMS, ROOMETTES, DRAWING ROOMS, AND COMPARTMENTS

For exclusive occupancy of night service, or night and day continuous service of drawing room in United States, minimum 1¼ adult one way rail fare; for compartment, 1 1/10 adult one way rail fare, and for Bed Room or Roomette only one rail fare required (except to points South of the Ohio River and East of the Mississippi River—Ask the Ticket Agent).

PULLMAN RATES FROM LAREDO, TEX. TO MEXICO

To derive through Pullman rates from points in the United States to destinations in Mexico, add rates from point of origin to Laredo, Texas, to those quoted below therefrom:

BETWEEN LAREDO, TEXAS / AND	Lower	Upper	Bed Room One Person	Bed Room Two Persons	Compt. *	Drawing Room *	Seat Fare for Day Travel
Monterrey, Mex.	$ 2.83	$ 2.26	$ 5.09	$ 5.65	$ 7.91	$10.73	$ 2.10
Saltillo, Mex.	3.95	3.16	7.10	7.89	11.04	14.98	.....
San Luis Potosi, Mex.	6.48	5.18	11.65	12.95	18.12	24.59	.....
Queretaro, Mex.	7.65	6.12	13.77	15.30	21.42	29.06	.....
Mexico City, Mex.	9.89	7.91	17.79	19.77	27.68	37.56	.....

* For exclusive occupancy of a Bed Room in Mexico 1¼ Adult Railroad tickets are required; for a Bed Room Suite 2½ adult railroad tickets are required; for a compartment 1½ adult railroad tickets are required, and for a Drawing Room 2 adult railroad tickets are required.
The Pullman Co. charge for Drawing Room or Compartment in Mexico is the same for either single or double occupancy of such accommodations.

ONLY ONE COUPON

Necessary Between

St. Louis or Memphis and Texas Via Missouri Pacific, Texas & Pacific, International-Great Northern, Gulf Coast Lines.

"The SUNSHINE ROUTE"

GENERAL INFORMATION

SCHEDULES—SERVICE

Time noon to midnight in **Heavy Figures.** Time midnight to noon in Light Figures.

Trains do not stop where no time is shown. Junction, transfer points and important cities are shown in **bold face** type. A rule indicates a junction point.

Schedules Subject to Change—Schedules herein are subject to change without notice, and the Missouri Pacific Lines assume no responsibility for errors in time tables, inconvenience or damage resulting from delayed trains or failure to make connections.

Mileage—The mileage used in time tables is shown only for the information of passengers and is not to be used in computing fares.

Transfer from Through Train to Local Train—Passengers destined to points at which through train does not stop may use through train to last stopping point short of destination and transfer to first connecting local train therefrom. Passengers desiring this arrangement must notify first Conductor or Train Auditor when presenting tickets.

Honoring Tickets—All tickets, one-way and round-trip (except where optional or variable routes are permitted) will be honored over short line only.

TICKETS—(LOST, REDEMPTION, ETC.)

Children under five years of age free when accompanied by parent or guardian; five years of age and under twelve, one-half fare; twelve years of age or over, full fare.

Adjustment of Fares—In case of dispute with Conductors or Agents, pay the fare required; take receipt and communicate with R. J. McDermott, General Passenger Traffic Manager, St. Louis, Mo.

Lost Tickets—If you lose your railroad ticket give notice of your loss to the conductor. Pay cash fare on train or purchase another ticket, taking receipt. Forward receipt with details of the loss to the Passenger Traffic Manager of the road from which you bought the original ticket, and you will be advised whether or not any refund can properly be made.

Redemption of Tickets—Tickets unused or partly used will be redeemed under tariff regulations at proper value and should be handled with R. J. McDermott, General Passenger Traffic Manager, St. Louis, Mo.

BAGGAGE—(ALLOWANCE, LIABILITY, MARKING, ETC.)

Hand Baggage in Pullman Cars—Passengers are requested, for the convenience and comfort of themselves and other passengers on the train, to check their hand baggage whenever possible, except that actually needed for personal use enroute. There is a limitation as to the size of baggage which can be placed under Pullman seats. The following are the maximum dimensions—9x19x28½ inches.

This Railroad will not guarantee to forward baggage or property on same train with passenger or within a given or specified time limit, but reserves the right to forward it upon a preceding or following train.

One hundred and fifty pounds of baggage, not exceeding $100 in value, will be checked without charge for each adult passenger, and seventy-five pounds, not exceeding $50 in value, for each child traveling on a half-ticket.

No single piece of baggage exceeding 300 pounds in weight or exceeding $2,500 in value, will be checked. Free allowances subject to tariff stipulations as to contents, weight and value.

Unless a greater sum is declared by the passenger and charges paid for increased valuation at time of delivery to carrier, the value of baggage belonging to or checked for an adult passenger shall be deemed and agreed to be not in excess of $100, and the value of the baggage belonging to or checked for a child traveling on a half ticket shall be deemed and agreed to be not in excess of $50.

All baggage should be marked. Location of baggage delayed or astray is expedited when the container is marked with name or initials.

This railroad will not accept for transportation as baggage from any one passenger, property that is declared to exceed $2,500 in value.

Money, jewelry, silverware, negotiable paper and like valuables, liquids, explosives, fragile or perishable articles, should not be enclosed in baggage. Under no conditions will the carriers be responsible for such articles in baggage nor for damage caused by same.

Baby Carriages, Go-carts, Bicycles and similar articles enumerated in tariff when used in connection with journey will be checked and included in weight and value of passenger's baggage.

Dogs, Cats and Birds—Dogs, cats, birds and other household pets, when in baskets or other containers, may be taken into private room accommodations of Sleeping cars. Or, they may be transported in baggage service subject to tariff regulations.

Lost Articles—Inquire of R. A. Watson, General Baggage Agent, St. Louis, Mo. Articles found in and around stations or upon trains should be turned over to Agent or Conductor, or forwarded to R. A. Watson, General Baggage Agent, St. Louis, Mo.

Index of Stations

Each Time Table is numbered. The figures opposite each station in Index refer to the Tables in which that station is shown. (▲) Indicates Coupon Agency Station. (■) Indicates Agency Station. (■) Station is located on the line indicated but not shown in Time Tables. Consult local agent or conductor. (†)For freight service only.

Table No.

Abdal, Neb. . . . . †
Abilene, Tex. . . 17,20
Abney, Tex. . . . . †
■Addis, La. 16
Adeline, La. . . . . †
■Admire, Kan. . . . 3,4
▲Adrian, Mo. . . . 5,14
Adsul, Tex. . . . . †
Alameda, Kan. . †
Alamo, Tex. . . . 28
Alda, Ill. 48
Aldine, Tex. 19,22,33
■Alexander, Ark. 17,20
▲Alexandria, La. S,T,15,16
Algiers, La. 44
▲Algoa, Mo. 1,2
Algoa, Tex. 27
Alhambra, Calif. (Pasadena) . . 17,20
■Allceville, Kan. . 15
▲Alicia, Ark. . . . 17,18,19,20,21,22
Alix, Ark. 15
▲Allen, Kan. 3,4
Allenhurst, Tex. 27
Allenton, Mo. . . . 1,2
▲Allenville, Mo . . †
■Alligator Bayou, La. 39
Allis, Ark. . . . . †
▲Alma, Ark. 15
Almeda, Tex. . . . 45
Alsatia, La. 39
▲Alton, Kan. . . . . †
Alton, Tex. . . . . †
▲Altoona, Kan. . . 15
▲Alvin, Tex. 27
Amanca, Ark. . . . †
Ames, Kan. 12
▲Amity, Ark. . . . . †
Anchorage, La. . 29
Anchor, Tex. . . . 45
▲Andale, Kan. . . . 6
▲Angleton, Tex. 27,45
▲Annapolis, Mo. . 17,18,19,20,21,22, 23,25.
Annelly, Kan. . . †
▲Anson, Kan. . . . †
Anthony, Kan. . †
Antoine, Ark. . . †
▲Antonia, La. . . . 16
▲Arcadia-Ironton, Mo. 17, 18, 19, 20, 21,22,23,25
Archibald, La. . . 35
▲Archie, Mo. . . . 5,14
Arcola, Tex. . . . 45
Argonia, Kan. . . †
Argonne, Mo. . . †
▲Arkadelphia, Ark. 17,18,19,20,21,22
Arkansas Central Jct., Ark. . . . †
■Arkansas City, Ark . . . . . †
■Arkansas City Kan. 13
■Arkla, Ark. 16
▲Arlington, Colo. .3,4
Arma, Kan. . . . . †
Armstrong, Tex.. 27
Arnaudville, La. †
▲Arnold, Kan. . . . 3,4
Arp, Tex. . . 19,22,26
Artesia Wells, Tex. 26
■Arthur, Mo 14
■Arve Spur, Mo.. 7
Asbury, Mo. . . . †
Asherton, Tex . . †
Ash Hill, Mo. . . 11
▲Atchison, Kan. 1,2,10,12
■Athens, Kan . . . 5
■Athol, Mo 14
▲Atkins, Ark 15
▲Auburn, Neb. . . 1,2
Aullville, Mo. . . †
▲Aurora, Mo 14
▲Austin, Ark. . .17,18,19,20,21,22
▲Austin, Tex. . . L,X,18,21,26,34
Austwell, Tex. . . †
▲Avoca, Neb . . . . †
■Avondale, Colo . 3,4
Avondale, La. . . 16
■Azucena, La. . . . 39

Table No

Bagnell Dam, Mo. 9
Baird, Tex. . . . 17,20
■Baker, Kan. 1,2
▲Bald Knob, Ark. 14,17,18, 19,20,21, 22,23.
■Balmoral, La. . . . 39
Bancroft, Tex. . . †
■Bardel, La 35
Barling, Ark. . . . 42
■Barnes, Kan. . . . 12
Barrett, Kan . . . 12
■Barrett, Mo. . . . 1,2
■Bartholomew Spur, La. 36
■Bartle, Ill. 47
▲Bartlett, Kan. . . †
■Barton, Ark. . . . 40
Barton Junction, Ark. 40
Basile, La. 29
▲Baskin, La. 35
▲Bastrop, La. . .35,36
▲Batesville, Ark. . 14
Batesville, Kan. . 5
▲Baton Rouge, La. V,29
Battlefield, Mo. . †
Baxter, Ark . . . . †
■Baxter, Colo. . . . 3,4
▲Bay City, Tex... 27
Bayneville, Kan. †
Baytown, Tex . . 31
Bayview, Tex. . . †
BB Jct., Ark. . . . 40
▲Beaumont, Tex. V,16,29
Bedford, Kan. . . †
▲Beebe, Ark. . .17,18, 19,20,21,22,23
■Beirne, Ark. . .17,20
■Bel, La. 29
Belfast, Ark. . . . †
■Bellaire, Ark. . . 43
Belle Chasse, La. 44
Belle Plaine, Kan. †
▲Belmont, Kan. . †
▲Beloit, Kan . . . 12
Benedict, Kan. . 15
▲Benton, Ark. 17,18,19,20,21,22 23,24.
Benton, Ill. . . . . †
▲Benton, Kan. . . . 5
Benzal, Ark. 39
■Berger, Mo. 1,2
▲Bergman, Ark. . 14
■Berry, Ark. 14
▲Bertrand, Mo. . . 11
Bessmay, Tex. . . †
Bessville, Mo. . . †
▲Bigelow, Kan. . . 12
Big River, Mo. . . †
Big Spring, Tex. . . . 17,20
Big Wells, Tex. . †
▲Bishop, Tex. . . . 27
▲Bismarck, Mo. 17,18,19,20,21,22, 23,25.
■Bison, Kan. 3,4
Blackton, Ark . . 40
▲Blackwater, Mo. 7
▲Blackwell, Mo. 17,18,19,20,21,22
■Blank, La. 29
Bleakwood, Tex. †
Blessing, Tex. . . . 27
Blodgett, Mo. . . †
Bloomer, Ark. . . 42
▲Bloomington, Kan. . . . . †
▲Bloomington, Tex. 27
■Blosser, Mo. . . . 7
▲Blue Rapids, Kan. 12
▲Bluffs, Okla. . . . 15
▲Bolding, Ark. . . 36
■BonAir, La. 16
▲Bonham, Mo. . . . 14
▲Bonita, La 16
Bonne Terre, Mo. Bonney, Tex. . . . 45
▲Bonnot's Mill. . . 1,2
▲Boone, Colo. . . . 3,4
▲Booneville, Mo. . 7
▲Bosco, La. 16
▲Boston, Mo. . . . 14
Boswell Ark . . . 14
▲Boughton, Ark. 17,18,19,20,21,22
Bovine, Ark. . . . †
■Boyd, Kan. 3,4
Boydell, Ark. . . 16
■Bracken, Tex. . . 26

Table No.

▲Bradford, Ark. 17,18,19,20,21,22
▲Braggs, Okla. . . . 15
▲Brainerd, Kan. . . †
Branch, Ark. . . . 42
▲Brandon, Colo. . . 3,4
▲Branson, Mo. .U,14
Bratton, Tex . . . †
Brazoria, Tex. 27,45
▲Brickeys, Ark. . . 39
■Bridge Jct., Ark. 17,20,39
■Bridgeport, Kan. 3,4
▲Bringhurst, La. . 16
▲Brinkley, Ark. . . 40
Broadway (See St. Louis)
Brock, Neb. . . . . †
Bronaugh, Mo. . †
▲Bronson, Kan. . . 5
▲Brookland, Ark. 25
▲Brownell, Kan. . . 3,4
Browns, Mo. . . . †
Browns Spring, Mo. . . . . †
▲Brownsville, Tex. Y,27,28,29
Bruce, Ark. . . . . †
Brundage, Tex. . †
▲Bryan, Tex. 33
■Bryant, Ark. . .17,20
Buckeye, Tex. . . 27
▲Buckner, Mo. . . 8
▲Bucyrus, Kan. . . 15
Buda, Tex. 26
Buell, Ark. . . . . †
▲Buffalo, Ark. . . . 14
▲Buffalo, Kan. . . . 15
Buffalo, Tex. . . 26
▲Buffville, Kan. . . 15
▲Buford, Ark. . . . 14
Buna, Tex. . . . . †
Bunker Hill, Tex. †
▲Bunkie, La. 16
Buras, La. 44
Burnside, La . . 29
▲Burr, Neb. . . . . †
▲Burr Oak, Kan. . †
Burtsell, Ark. . . †
▲Bush, Ill. 47
▲Bushong, Kan. . 3,4
▲Bushton, Kan. . . 3,4
Bushville, La. . . †
▲Butler, Mo. . . . 5,14

▲Cabot, Ark. 17,18,19,20,21,22
Cache, Ill. . . . . †
Caddo Gap, Ark. †
▲Cadet, Mo. 17,18,19,20,21,22
▲Cairo, Ill. 11
Calallen, Tex. . . 27
Caldwell, Ark. . . 25
▲Calico Rock, Ark. 14
▲California, Mo. 1,2,3,4
Call, Tex. . . . . †
■Calvin, Ark. . . .17,20
▲Camden, Ark. . . 36
Camdenton, Mo. 9
Cameron City, Kan. . . . . †
■Camilla, Ark. .17,20
■Campbell, Ark. 17,20
Campbellton, Tex. 28
Camp Chaffee, Ark. 42
Canbeal Spur, La. †
▲Caney, Kan. 13
Caney Creek, Mo. †
Cantu, Tex. . . . . †
Cape Girardeau, Mo. . . . . †
▲Carlton, Kan. . . . 3,4
▲Carona, Kan. . . . †
Carrizo Springs, Tex. . . . . †
Carrolton Ave., La. 29
Carterville, Mo. . 5
▲Carthage, Mo. . 5,14
■Cartney, Ark. . . 14
Cassin, Tex 28
▲Castlewood, Mo. 1,2
Catarina, Tex. . . †
▲Cavell, Ark. . . .17,20
▲Cawker City, Kan. . . . . †
CC Junction, Ark. †
Cecelia, La. . . . . †
Cecil, La. . . . . †
▲Cedar, Kan. . . . 12
▲Cedar Vale, Kan. 13

Table No

▲Centertown, Mo. 1,2
▲Centerview, Mo. 1,2
CentralCity, Ark. 42
Central City, Ill. 48
▲Centralia, Ill. . . . 48
Centralia, Kan. . 12
Centreville, La. . †
▲Centropolis, Mo. 15
Chamblee, La. . . †
▲Chamois, Mo. . . 1,2
Charenton, La. . †
▲Charleston, Ark. 42
▲Charleston, Mo. 11
▲Chase, La. 35
▲Chatfield, Ark. . 39
Chemical, Ark. . †
Chenango, Tex. . 45
Cherokee, Kan. . †
▲Cherry Valley, Ark. 25
▲Chester, Ill. . . . 47,49
Chetopa, Kan. . †
Chicago, Ill. . . . N
Chickasaw, La. . †
Chicopee, Kan. . †
▲Chicot, Ark. . . . 39
▲Chidester, Ark. . 36
Chiles, Kan. . . . 15
Chivington, Colo. 3,4
Chloride, Mo. 17,18,19,20,21,22
▲Cisco, Tex. 17,20
▲Claflin, Kan. . . . 3,4
▲Claremore, Okla. 15
▲Clarendon, Ark. 40
Clark, Ill. 48
▲Clarks, La 16
▲Clarksburg, Mo. 1,2
▲Clarksville, Ark. 15
Claudell, Kan. . 12
▲Claybrook, Ark. 39
▲Clayton, La. . . . 35
▲Clayton Jct., La. 35
▲Clearwater, Kan. †
▲Clever, Mo . . . †
■Cliff Cave, Mo. 17,20
Clifford, Ill. . . . 47
▲Clifton, Kan. . . . 12
Clores, Ill. . . . . †
▲Clow, Ark. 43
▲Clyde, Kan. 12
▲Clydesdale, Kan. 12
▲Coady, Tex 31
▲Cobbler, Mo. . . . 7
▲Cochrane, Kan. . 1,2
▲Cody, Ark 39
▲Coffeyville, Kan. S,13,15
▲College Station, Tex 33
Collins, Ark. . . . 41
Collins, Ill. 48
▲Collinston, La. 16,35,36
Colorado Springs, Colo. . . . B,G,3,4,6
■Colt. Ark 25
▲Columbia, La. . . 16
▲Colwich, Kan. . . 6
Combes, Tex. . . 27
Cominto, Ark. . . †
▲Comiskey, Kan. . 3,4
Compton, Ark. . †
Conant, Ill. . . . 49
▲Concordia, Kan. 12
▲Concordia, Mo. . †
■Concordia Jct., La. 35
Confederate Home, Mo. . †
▲Conroe, Tex. . .19,22
Convent, La. . . . 29
▲Conway, Ark. . . 15
▲Conway Springs, Kan. . . . . †
▲Cook, Neb . . . . †
▲Cora, Ill 47
Cordes, Ill. . . . 48
Cornelia, Tex. . . 28
CornellJct., Kan. †
▲Corning, Ark. 17,18,19,20,21,22, 23,25.
▲Corning, Kan. . . 12
Cornwall, Mo. . . †
▲Coronado, Kan. . 3,4
▲CorpusChristi, Tex. X,Y, 26,27,28,29,34
■Cortableau, La. . 29
▲Corwin, Kan. . . . † Coteau Holmes, La. . . . . †
▲Cotter, Ark. . . . 14

Table No.

Cotulla, Tex. 18,21,26
Coughran, Tex.. 28
Coulterville, Ill. 48
▲Council Grove, Kan. 3,4
■Coverdale, La. . 29
▲Cowley, Kan. . . 12
▲Crane, Mo. . . . 14
Cranell, Tex. . . 27
▲Crawford, Kan.. 3,4
▲Crawfordsville, Ark. 14 ,17 ,18 ,19 , 20,21,22,25.
Creswell, Ark.. . 14
▲Crete, Neb. . . . †
▲Cricket, Ark. . . 14
Crigler, Tex. . . †
▲Croker, Ark. . . 14
▲Crockett, Tex. 19,22
▲Crossett, Ark. . . 37
▲Crowley, Colo. . 3,4
Crowley, La. . . †
Crystal City, Mo. †
Crystal City, Tex. †
▲Curtis, Ark. 17,18,19,20,21,22
■Cushman, Ark.. 14
Cuthbert, La. . . †
▲Cutler, Ill. 49

Dallas, Tex. K,17,20
Danbury, Tex. . 27
▲Darnell, La. . . . †
■Day, Kan. 12
Dean, La. . . . . †
■Deane, Ark. . . . 41
▲Dearing, Kan.. 13
■Deerfield, Ark.. 39
Dehlco, La. . . . 35
Delaplaine, Ark. 17,18,19,20,21,22
▲DeLassus, Mo. . †
▲Delavan, Kan.. 3,4
▲Delaware, Okla. 15
▲Delhi, La. . . . . †
▲Delight, Ark. . . †
DeLoutre, La. . †
▲Delta, Mo. . . . . †
■DenhartSpur, La. 39
▲Densmore, Kan. 12
Denver, Colo. B,G,3,4,6
▲DeQuincy, La.. 29
Derby, Mo. . . . . †
Derby, Tex. . . . 26
▲Dermott, Ark. 16,38,41
Dernal, Tex. . . . †
▲Des Arc, Mo. .17,18,19,20,21,22
Desloge, Mo. . . . †
DeSoto, Ill. . . . 47
▲DeSoto, Mo. 17,18, 19,20,21,22,23,25.
■Devine, Colo . . . 3,4
Devine, Tex. 18,21,26
Dewalt, Tex. . . . †
▲Dexter, Ark. . . . 16
▲Dexter, Kan. . . . 13
▲Dexter, Mo. . . . 11
Diaz, Ark. .14,17,18, 19,20,21,22.
Dickenson, Tex. 19,22
Diehlstadt, Mo. †
Dilley, Tex. 18,21,26
■Dillon, Kan. 3,4
Dinero, Tex. . . . 28
Dodge, Tex. . .19,22
▲Dodson, Mo. . . . 15
■Dollar Jct., Ark. 36
▲Donaldson, Ark. 17,18,19,20,21,22
▲Donaldsonville, La. 16
▲Doniphan, Mo. 11-A
▲Donna, Tex. . . . 28
Douglas, Neb. . . †
▲Dover, Mo. 8
▲Downs, Kan. . . . 12
Doylestown, Ark. †
Dresden, Mo. . . 1,2
Driscoll, Tex. . . 27
Drywood, Kan. . †
■Dudley, Mo. . . . 11
▲Dumas, Ark. . . . 16
Dumont, Tex. .19,22
▲Dunbar, Neb. . . †
Duncan, Ark. . . †
▲Dupo, Ill. 47
▲Durand, Kan. . 5,15
▲Dyer, Ark. 15
Dyersdale, Tex. 29

Table No.

▲Eads, Colo. 3,4
▲Eagle, Neb. 1,2
▲Earle, Ark. 14,17,18, 19,20,21,22,25.
Earnharts, Ark. 14
East Columbia, Tex. 45
East Eldorado, Kan. . . . . †
Easterly, Tex. . . 26
Eastgate, Tex. . 29
■East Hapaka, La. 39
Eastland, Tex. . . 17,20
Eaton, Kan. . . . †
Edcouch, Tex. . . †
Edinburg, Tex. . †
■Edith, La. 29
▲Edmond, Kan. . 12
Edmonds, Tex. . 27
▲Edna, Kan. . . . †
▲Edna, La. 16
Edroy, Tex. . . . 28
▲Effingham, Kan. 12
▲Elaine, Ark. . . . 39
▲Elam, La. 35
▲Eldon, Mo. . . . 9
▲ElDorado, Ark. R,36,37
▲Eldorado, Kan.. 5
■Elizabeth, Tex. 29
Elkhart, Tex. .19,22
■Elliott, Ark. . . . 36
■Elliott City, La. 29
■Elliott, Okla. . . . 15
Elmaton, Tex . . 27
■Elmer, Kan. . . . 3,4
▲Elmo, Kan. 3,4
▲Elmwood, Neb. . 1,2
El Paso, Tex. K,17,20
El Rain, Tex. . . †
■Elsey, Mo. 14
▲Elston, Mo. . . . 1,2
Elton, La. 29
Elvins, Mo. . . . †
▲Elyria, Kan. . . †
▲Emma, Mo. . . . †
▲Emmet, Ark. . . 17,18,19,20,21,22
Encinal, Tex. 18,21,26
Englevale, Kan. †
■Enoka, La. 39
▲Epps, La. . . . . †
Erwinville, La.. 29
▲Essex, Mo. 11
Esther, Mo. . . . †
▲Etlah, Mo. 1,2
▲Etta, Ark. 17,20
▲Eudora, Ark. . . . 39
▲Eunice, La. . . . 29
▲Eureka, Kan. . . 5
▲Eureka, Mo. . . 1,2
Evansville, Ill.. 48
▲Everest, Kan. . . 1,2
▲Everman, Tex.. 33
Eweider, Tex. . 27
Ewell, Kan. . . . . †

■Fairfield, Ark.. 16
▲Fair Oaks, Ark. 17,18,19,20,21,22
▲Falls City, Neb. 1,2
▲Falun, Kan. 3,4
Farmerville, La. †
▲Farmington, Kan. 12
Farmington, Tex. †
▲Faulkner, Kan.. †
Fayville, Ill. . . . †
Faysville, Tex.. †
Felsenthal, Ark.. 36
▲Felton, Ark. . . . 25
▲Ferguson, Ark.. 39
▲Fenton, La. . . . 16
▲Ferriday, La. .35,39
Festus, Mo. . . . †
▲Fisk, Mo. 11
■Fitzgerald, Ark. 14
Flat River, Mo.. †
Fleming, Kan... †
▲Flinton, Ill.. 47,48
▲Flippin, Ark. . . . 14
Flucom, Mo. . . . †
▲Fondale, La. . . 16
▲Forest, La. . . . . †
▲Forest Hill, La. . 16
▲Forrest City, Ark. 25
▲Fort Crook, Neb. 1,2
▲Fort Gage, Ill.. 47
▲Fort Gibson, Okla. 15
▲Fort Leavenworth, Kan. 1,2
▲Fort Scott, Kan. 5

Table No.

▲Fort Smith, Ark. S,15,42
▲Fort Worth, Tex. K,W,X,17,20,26,28, 33,34.
▲Foster, Mo. . . . . †
■Foules, La. 35
■Fountain, Ill... 47
Fowlerton, Tex. †
Francitas, Tex. . 27
■Frankfort, Kan. 12
Franklin, La. . . . †
Franklin, Tex.. 26
■Frederick, Kan.. 3,4
Fredericktown, Mo. . . . . †
Fredonia, Kan.. †
■Freemount, Kan. 3,4
Freeport, Tex. . 45
▲Freeport, Kan.. †
Fresno, Tex. . . . 45
Friars, Tex. . . . . †
Friendship Crossing, Ark. . . . †
▲Fulton, Ark. 17,18,19,20,21,22
Fulton, La. . . . . †
■Fults, Ill. 47

■Gad's Hill, Mo. 17,20
Gainesville, Ark. 25
▲Galatea, Colo.. 3,4
Gale, Ill . . . . . †
▲Galena, Mo. . . . 14
Gallon, La. 16
▲Galveston, Tex. M,19,22,30
Garden City, La. †
▲Gardendale, Tex. 18,21,26
■Garner, Ark. .17,20
▲Garnett, Kan.. 15
▲Garth, Tex. . . . 31
Garyville, La.. 29
▲Gas, Kan. 5
▲Gasconade, Mo.. 1,2
▲Gassoway, La.. 39
Gause Tex. . . . 26
▲Gaylord, Kan... 12
▲Geneseo, Kan. B,G,3,4,6
▲Genoa, Tex. . .19,22
▲Georgetown, La. 16
Georgetown, Mo. †
Georgetown, Tex. †
George West, Tex. 28
▲Gifford, Ark. . .17,20
▲Gilbert, Kan... 12
▲Gilbert, La. . . . 35
▲Giles, Ark. 17,20
Gist, Tex. . . . . †
▲Glade, Kan. . . . 12
Gladewater, Tex. 17,20
▲Glen Allen, Mo. †
▲Glencoe, Mo. . . . 1,2
▲Glen Elder, Kan. 12
▲Glenmora, La.. 16
Glen Rock, Neb. †
▲Glenwood, Ark. †
Glenwood Springs, Colo. . . . B,G,3,4,6
▲Glover, Mo. 17,18,19,20,21,22
Godfrey, Kan... †
▲Goff, Kan. 12
■Goldman, La.. 39
Goodland, Tex. . 33
■Gordon, La. . . . 29
Gordonville, Mo. †
▲Gore, Okla. . . . 15
▲Gorham, Ill. . . . 47
▲Gould, Ark. . . . 16
Gould, Tex. . . . 26
■Gouldsboro, La. 16
▲Grady, Ark. . . . 16
■Grand Pass, Mo. 8
Grand Point, La. †
Grand Saline, Tex. 17,20
■Grande Glaise, Ark. 17,20
Grapeland, Tex. 19,22
▲Grayburg, Tex.. 29
Gray Ridge, Mo. 11
▲Grayson, La. . . . 16
▲Graysonia, Ark. †
▲Gray Summit, Mo. 1,2
▲Great Bend, Kan. †
▲Greeley, Kan.... 15
■Greenfield, Ark.. 25
Green Lake, Tex. †

Table N

■Greenleaf, Kan.. 12
■Greens Bayou, Tex. 31
Greenville, La... 35
Greenville, Miss. 38
■Greenwich, Kan. 5
▲Greenwood, Ark. †
▲Greenwood, Mo. 1,2,14
▲Greenwood Jct., Okla. 15
Greta, Tex. 27
▲Gretna, La. 16
▲Gretna, Mo. 14
▲Griffin, Ark. 36
Grimsby, Ill. . . . 47
Grisham, Mo. . . . †
■Guernsey, Ark. 17,20
■Guilford, Kan... 15
▲Gulon, Ark. 14
▲Gulpha, Ark. . . 17,20
■Gum Springs, Ark. 17,20
▲Gurdon, Ark. .17,18, 19,20,21,22,36.
▲Gypsum, Kan. . . .3,4

Halle, La. . . . . †
▲Halley, Ark. . . . . †
▲Hamburg, Ark.. 37
▲Hamlin, Ark. .17,20
▲Handford, Ark. 14
▲Hannon, Mo. . . . †
Hanson, Okla... 15
Happle, Tex. . . . †
Hardin, Ark. . . . †
Hardin, Tex. . . . 29
▲Hardtner, Kan.. †
Hargill, Tex. . . †
▲Hargrave, Kan.. 3,4
▲Harlan, Kan.... 12
▲Harlingen, Tex. Y,27,28,29
Harmaston, Tex. 29
▲Harrisburg, Ark. 25
■Harrisburg, Tex. 19,22
■Harrison, Ill. . . . 47
▲Harrisonville, Mo. 5, 14
▲Hartman, Ark... 15
■Harviell, Mo. .17,20
▲Haskell, Ark. .17,20
Hastings, Neb... †
▲Haswell, Colo... 3,4
▲Haven, Kan. . . . 6
Hawdon, Tex. . . 45
▲Haynes, Ark. . . . 25
▲Hazelton, Kan. . †
▲Healy, Kan. . . . 3,4
▲Hearne, Tex. .18,21
▲Helena, Ark. . .25,39
▲Helmick, Kan... 3,4
▲Hematite, Mo. 17,20
Henderson, Tex. †
▲Hendrickson, Mo. 17,18,19,20,21,22
▲Hensley, Ark.... 16
Herculaneum, Mo. †
▲Herington, Kan. 3,4
▲Hermann, Mo. 1,2,3, 4.
▲Herrin, Ill. 47
▲Herron, Ark. . . . 14
▲Hesston, Kan... †
Heyser, Tex. . . . †
▲Hiawatha, Kan. 1,2
▲Hickman, Neb.. †
Hicks, Ark. . . . . †
Hidalgo, Tex. . . †
▲Higgins, Ark. . . 17,18,19,20,21,22
▲Higginsville, Mo. †
Highbank, Tex.. 33
▲Highland, Tex.. 31
▲High Point, Ark. 17,20
▲Hilliard, Mo. .17,20
▲Hoberg, Mo. . . . 14
Hodge, Mo. . . . . †
▲Hogan, Mo. . .17,20
▲Holsington, Kan. 3,4,6
▲Holden, Mo. . . . 1,2
▲Holland, Ark. .17,20
▲Hollister, Mo. .U,14
▲Holly Grove, Ark. 40
Homan, Ark. 17,18,19,20,21,22

(*Cont'd on next page*)

Table No.

*Hooser, Kan.... 13
▲Hope, Ark.17,18,19, 20,21,22,43.
*Hope, Kan..... 3,4
*Hopewell, Mo.17,20
*Hopkins, Kan... †
*Horace, Kan..... 3,4
Horton, Mo.... 5,14
▲Hot Springs Nat'l. Park, Ark. N, P, S, 15, 16, 23, 24.
House, Tex..... †
▲Houston, Tex. M, V, W, Y, 16, 19, 22, 27, 29, 30, 31,33,45. McCarty Ave. 31
*Houstonia, Mo.. †
Howardton, Ill.. †
*Howcott, La..... 16
Howe, Mo..... †
*Howe, Neb..... 1,2
▲Hoxie, Ark...17,18, 19,20,21,22,23.
Hoyleton, Ill 48
Hubbells, Mo... †
*Hudson, Kan... †
*Hudspeth, Ark.. 16
Huegely, Ill.... 48
Huffman, Tex... 29
Hufsmith, Tex... 33
*Hughes, Ark.... 39
Hughes, Tex.... †
*Hughesville, Mo. †
Hulbert, Ark.... 39
▲Hull, Tex..... 29
*Huma, Ark..... 39
Hunter, Tex.... 26
Hunterville, Mo. †
▲Huntsville, Tex. 46
*Hurley, Mo..... †
*Huron, Kan..... 1,2
Huron, La..... †
Hurryville, Mo.. †
*Hutchinson, Kan..... 6
*Huttig, Ark..... †
Hutto, Tex..... 26

Idevan, La..... †
*Imes, Kan..... 3,4
Inari, Tex..... 27
*Independence, Kan..... 15
*Independence, Mo....1,2,3,4,8,14
Indian, Ark..... †
*Inola, Okla..... 15
*Iola, Kan..... 5
Irene, Tex..... 33
*Irondale, Mo. 17,18,19,20,21,22.
*Iron Mountain, Mo. 17,18,19,20,21,22, 23.
▲Ironton-Arcadia, Mo.17,18,19,20, 21,22,23,25.
Ironton, Tex.... 26
*Irving, Kan.... 12
*Irwin, Mo..... 5,14
*Isbell, Mo..... 1,2
Isle Labbe, La.. †
Italy, Tex..... 33
Iuka, Kan..... †
Ives, Mo..... †

Jackson, Mo.... †
*Jacksonville, Ark. 17,18,19,20,21,22, 23.
▲Jacksonville, Tex. 18,19,21,22,26.
*Jacob, Ill..... 47
Jamestown, Ill.. 49
*Jamestown, Kan. 12
*Jasper, Mo..... 5,14
Jeanerette, La... †
*Jedburg, Mo.... 1,2
*Jefferson, Kan... 15
*Jefferson Barracks Mo.17,18,19,20, 21,22.
▲Jefferson City, Mo. A,F,1,2,3,4,7,9.
Jefferson Springs, Ark..... 16
*Jennie, Ark..... 39
Jenny Lind,Ark †
*Jerome, Ark.... 16
Jewell, Kan..... †
Jewett, Tex. 17,20. 18,21,26
*JohnstonCity,Ill. 47
*Jones, La..... 16
⌠ *Jonesboro, Ark.* 25
⌊ Nettleton, Ark. 25

Table No.

*Jonesburg, La... 35
*Jones Ridge, Ill.. 47
▲Joplin, Mo.....5,14
Jourdanton,Tex. †
▲Judsonia, Ark. 17,18,19,20,21,22.
*Julian, Neb..... 1,2
Juliff, Tex..... 45
*Junland, Mo.... 11

*Kanopolis, Kan. †
▲Kansas City, Kan.....1,2
▲Kansas City, Mo. A,B,C,D,F,G,H, I,S,U,1,2,3,4,8,12, 14,15.
Keechi, Tex..... 26
*Keeners, Mo. .17,20
*Kellogg, Ill..... †
*Kelley, La..... 16
*Kelso, Ark..... 39
Kempside, Ill... 48
Kenefick, Tex... 29
*Kenneth, Kan... 3,4
*Kenova, Ark.... 36
▲Kensett, Ark. 17,18, 19,20,21,22,23.
*Kenwood, Ark... 15
*Kickapoo, Kan.. 1,2
*Kilbourne, La.. †
▲Kilgore, Tex. 19,22,26
*Kimball, Ark.... 16
*Kimmswick, Mo. 17,18,19,20,21,22.
▲Kinder, La.....16,29
*Kingman, Kan.. †
*Kingsville, Mo.. 1,2
*Kingsville, Tex.. 27
*Kiowa, Kan..... †
*Kipp, Kan..... 3,4
Kirk, Tex..... †
*Kirkland, Ark... 36
▲Kirkwood, Mo.....1,2,3,4
*Kirwin, Kan.... 12
▲Knobel, Ark. 17,18, 19,20,21,22,23,25.
Knob Lick, Mo.. †
▲Knobnoster, Mo. 1,2
*Knoxville, Ark.. 16
*Knucklis, Ark.17,20
*Kokomo, Ark... 39
Koons Spur, Ark. †
*Kramer, Neb.... †
Kretston, Tex... †
KrotzSprings,La. 29
Kyle Tex..... 26

*Laclede, La..... 39
▲LaCrosse, Kan.. 3,4
*Lake, Ark..... 25
▲LaFeria, Tex.... 28
Laflin, Mo..... †
*LaGrange,Ark... 39
*LaHarpe, Kan... 5
*Lake Bruin, La.. 39
▲Lake Charles, La. T,16
▲Lake Providence, La..... 39
*Lake Ridge, Ark. 40
*Lake View, Ark.. 39
▲Lake Village, Ark..... 39
Lallie, Ark..... †
*Lamar, Ark..... 15
▲Lamar, Mo.....5, 14
La Marque, Tex. 19,22
*Lamine, Mo.... 7
Lamkin, La..... †
*Lamonte, Mo... 1,2
*Lancaster, Kan. 1,2
Landrum, Tex... †
*Lane, Kan..... 15
*Langley, Kan... 3,4
La Paloma, Tex.. †
*La Pile, Ark.... 36
*La Platte, Neb. 1,2
La Pryor, Tex... †
▲Laredo, Tex. L,18,21,26
*Larned, Kan.... †
▲La Russell, Mo. 14
La Salle, Tex... 27
La Sara, Tex.... †
Laureles, Tex... †
Lavaca, Ark.... 42
Laward, Tex.... 27
*Lawrence, Neb.. †
*Lawson, Ark.... 36
Lawtell, La..... 29
Layton, Kan.... †
*Leadwood, Mo... †

Table No.

League City, Tex.....19,22
▲Leavenworth, Kan..... 1,2
Lebanon, Mo... 9
Le Blanc, La.... 29
*Leeds, Mo..... 15
Leeper, Mo. 17,18,19,20,21,22.
▲Lee's Summit, Mo.....1,2,14
Leming, Tex.... 28
*Lenapah, Okla.. 15
*Lenora, Kan.... 12
*Leoti, Kan..... 3,4
▲Le Roy, Kan.... 15
*Leroy, Tex..... 33
*Lester, Ark.... 36
Levasy, Mo..... 8
Levy, Ark..... 15
*Levesque, Ark.17,20
*Lexa, Ark.....25,39
*Lexington, Mo.. 8
Liberal, Mo.... †
Light, Tex..... †
Lillian, Tex.... 33
*Limedale Spur, Ark..... 14
*Lincoln Beach, Mo..... 1,2
▲Lincoln, Neb.....D,I,1,2
▲Lindsborg, Kan. 3,4
*Linn, Kan..... 12
Linn Creek, Mo. 9
Litroe, La..... †
*Little Blue, Mo. 1,2
▲Little Rock, Ark. K,L,M,N,P,S,U, 14, 15, 16, 17,18, 19,20,21,22,23,24, 26,35,36.
Liverpool, Tex... 27
Livonia, La..... 29
Lock Arbor, La.. †
*Locust Ridge, La. 39
*Logan, Kan..... 12
Lolita, Tex..... 27
*Medina, Kan.... 3,4
*London, Ark.... 15
*Lone Tree, Mo.. 14
*Long Lake, Tex.. 26
*Long Leaf, La... 16
Long Mott, Tex. †
▲Longview, Tex. K,L,M,17,18,19, 20,21,22,26.
*Lonsdale, Ark... 23
Loreauville, La.. †
Lorton, Neb.... †
*Los Angeles, Cal. ....C,H,K,17,20.
Los Angeles, Tex. †
Los Indios, Tex. †
Lottie, La..... 29
*Louann, Ark.... 36
*Louisville, Neb.. †
Lovelady, Tex.19,22
Lowe, Kan..... †
*Lundell, Ark.... 39
*Lupus, Mo..... 7
Lutcher, La..... 29
Lutesville, Mo.. †
▲Lyford, Tex.... 27
*Lyndon, Kan.... 3,4
Lytle, Tex..... 26
▲Lyons, Kan..... 6

▲McAllen, Tex. 27,28
McArthur, Ark.. 39
*McClure, Ill.... †
McCoy, Tex.... 28
*McCracken, Kan.3,4
*McCune, Ark.... 14, 17,18,19,20,21,22.
McFaddin, Tex...27
*McGehee, Ark. 15,16,38,39,41.
*McGirk, Mo..... 1,2
*McKay, Okla... 15
McKinley, Ill... 48
McKinney, Mo.. 7
*McLains, Kan.. †
*McNair, Tex... 31
*McNary, La.... 16
McNeil, Tex.... 26
McPherson, Kan. †
*McRae, Ark. 17,18,19,20,21,22.
*Mabelvale, Ark..... 17,20
*Macon Lake, Ark.39
Madero, Tex.... †
*Maeystown, Ill.. 47
*Magness, Ark... 14
Magnolia, La.... †

Table No.

Magnolia, Tex.. 33
*Maize, Kan..... 6
Majors, Ark..... †
Malone, Tex.... 33
*Malta Bend, Mo 8
▲Malvern, Ark. 17,18,19,20,21,22.
Manchaca, Tex. 26
*Mandeville, Ark..... 17,20
*Mangham, La... 35
*Manley, Neb.... †
*Manning, Kan.. 3,4
*Mansford, La... 39
Mantu, Tex..... †
*Maplewood, Mo. 1,2
*Marche, Ark.... 15
*Marcoe, Ill..... 49
▲Marianna, Ark. 25,39
*Marienthal, Kan. 3,4
*Marion, Ill..... 47
*Marion, La..... †
Marion, Mo..... †
*Marlin, Tex..... 33
Marlo, Mo..... †
*Marmaton, Kan. 5
Marquand, Mo.. †
*Marquette, Kan. 3,4
Marquette, Mo.. †
Marquez, Tex... 26
▲Marshall, Mo... 7,8
Marshall, Tex. 17,18,19,20,21,22.
▲Mart, Tex..... 33
*Martha, Tex.... 29
*Martin City, Mo. 15
*Marvel Cave, Mo. 14
*Marvell, Ark.... 40
*Masonville, Ark. 16
*Mathis, Tex.... 28
Maudlow, Tex.. †
▲Mauriceville, Tex..... 29
Maxie, La..... †
*Mayflower, Ark. 15
Maypearl, Tex.. 33
*Meaford, Ark..17,20
*Medina, Kan.... 39
*Mellwood, Ark.. 39
Melville, La.... 16
▲Memphis, Tenn. K,L,M,O,P,Q,R, T,U,Y,14,15,16, 17,18,19,20,21,22, 25,26,27,28,35,36, 39.
*Menard, Ill....47,49
*Menifee, Ark.... 15
▲Mercedes, Tex.. 28
Merna, Mo..... 7
▲Mer Rouge, La.. 16
Mertens, Tex... 33
*Metz, Mo..... 5
Mexico City, Mex. ..L,18,21,26
Michigan, Kan.. †
Midas, Mo..... †
*Middle Fork, Mo. 17,18,19,20,21,22.
Midian, Kan.... 5
Midland, Tex. ..17,20
Midway, Kan... †
Mifflin, Tex.... 27
Mikeska, Tex... 28
*Milano, Tex. 18,21,26
Miller City, Ill... †
*Miller, Kan..... 3,4
Millers, Mo..... †
Millerton, Kan.. †
Millet, Tex..... 26
Millikin, La..... 39
Millsap, Tex. ..17,20
*Mill Spring, Mo. 17,18,19,20,21,22.
*Milo, Mo..... 5,14
Milton, Kan..... †
Minden, Mo.... †
Mine La Motte, Mo..... †
▲Mineola, Tex.. 17,20
*Mineral Point, Mo. 17,18,19,20,21,22, 23,25.
Mineral Wells, Tex. 17,20
*Minorca, La.... 35
Minturn, Ark. 17,18,19,20,21,22.
*Mission, Tex. Y,27,28,29
Mist, Ark..... 37
Moark, Ark. 17,18,19,20,21,22.
*Modoc, Ill..... 47
*Modoc, Kan.... 3,4
Monahans, Tex. 17,20
*Monroe Ark..... 40

Table No

▲Monroe, La. ...S,T,15,16,35,36
*Monrovia, Kan.. 12
*Monte Alto, Tex. †
*Montebello, Mo.....17,20
Monte Christo, Tex..... †
Monterrey, Mex... L,18,21,26
Monte Vista, Tex.... 18,21,26
*Mont Ida, Kan.. 15
▲Monticello, Ark. 41
▲Montrose, Ark. 16,37,38
Montserrat, Mo. 1,2
*Moody, Kan.... 15
Moore, Tex..... 26
*Moorefield, Ark. 14
*Moran, Kan.... 5
Morbihan, La... †
*Morehouse, Mo. 11
Morley, Mo..... †
*Morrilton, Ark. 15
*Morrison, Mo... 1,2
*Morton, Ark...17,20
Moscow, Ark.... 16
Mosher, Mo..... †
*Mound City, Kan..... †
*Moundridge, Kan..... †
*Moundville, Mo. †
*Mount Clare, Neb..... †
*Mount Hope, Kan..... 6
Mt. Lucas, Tex. 28
*Mt. Olive, Ark..... 14
*Mt. Vernon, Ill.. 49
Mowata, La.... †
Mozart, Ark.... 39
*Mulberry, Ark.. 15
*Muldrow, Okla.. 15
Mulkey, Mo.... †
Mumford, Tex.. 33
Muriel, Neb.... †
*Murphysboro, Ill. 47
*Murray, Neb....1,2
*Murta, Ark....17,20
*Muscotah, Kan . 12
*Mynard, Neb... 1,2
*Myrick, Mo.... 8
*Myrtle, Ark.... 14
Myrtle Grove, La..... 44

*Napoleon, Mo... 8
*Napton, Mo.... 7
*Nashville, Ark.. 43
Nashville, Ill.... 48
Natalia, Tex.... 26
*Natchez, Miss. 16,35,39
*Navasota, Tex. 33
*Naylor, Mo....11-A
*Neal, Kan..... 5
*Nearman, Kan.. 1,2
▲Nebraska City Neb.....1,2
Nechez, Tex.... 26
▲Neelyville, Mo.11-A 17,18,19,20,21,22
*Nehawka, Neb.. 1,2
*Nelson, Mo..... 7
▲Neodesha, Kan.. 15
Neodesha, Okla. 15
Neola, Kan..... †
*Netawaka, Kan. 12
∫ *Nettleton, Ark.* 25
⌊ *Jonesboro, Ark.* 25
*Neuhardt, Ark.. 39
*Nevada, Mo.....5,14
*Newark, Ark.... 14
*New Augusta, Ark. 14,17,18,19,20,21, 22..... †
New Baden, Tex. 26
*New Braunfels, Tex..... 18,21,26
*Newellton, La... 39
▲New Haven, Mo.....1,2,3,4.
New Iberia, La. †
New Offenburg, Mo..... †
*New Orleans, La S,V,15,16,29
▲Newport, Ark... 14,17,18,19,20,21, 22,23,25.
*Newton, Kan... †
Newton, Tex.... †
New Waverly, Tex..... 19,22
*Nickerson, Kan.. 6

Table No.

*Nick Springs, Ark..... 36
*Niotaze, Kan.. 13
*Noble, Kan..... 3,4
Noble Lake, Ark. 16
Noltings, Ill.... 48
Norfolk, Tex.... †
▲Norfork, Ark... 14
Norias, Tex.... 27
*Norman, Ark.... †
*Norphlet, Ark... 36
*North Baytown, Tex..... 31
*North Little Rock, Ark. 17,18,19,20,21,22
North Pleasanton, Tex..... 28
*Northrup, Mo... 7
*Norway, Kan.. †
*Norwich, Kan... †
▲Nowata, Okla... 15
Nuevo Laredo, Mex... ..L,18,21,26
Nutts, Ark..... †
Nyhart, Mo.... †

Oakdale, Ill..... 48
▲Oakdale, La..... 16
*Oak Grove, La.. †
Oakland, Cal... 3,4,6
*Oakland, Mo.... 1,2
Oaklawn, La.... †
*Oakley, Tex..... 31
Oak Mills, Kan.. 1,2
*Oak Ridge, La.. 35
*Oakwood, Ark.17,20
Oakwood, Tex. 19,22,26
Oatville, Kan.... †
*Oberlin, La..... 16
*O'Brien, Kan... 3,4
▲Odem, Tex.....27,28
Ogborn, Mo..... †
Ogden, Utah.... B,G
Oil Hill, Kan.... †
*Okay, Okla..... 15
O'Kean, Ark. 17,18,19,20,21,22
*Okolona, Ark.... †
Olcott, Kan..... †
*Olcott, Tex.....19,22
Olivier, La..... †
*Olla, La..... 16
Olmito, Tex..... 27
*Olmitz, Kan.... 3,4
*Olney Springs, Colo..... 3,4
Olyphant, Ark. 17,18,19,20,21,22
▲Omaha, Neb. D,I,1,2
O'Neal, Ark..... 14
Oneida, Ark.... 39
*Ologah, Okla... 15
*Opelousas, La... 29
Orange, Tex..... †
*Oran, Mo..... †
▲Ordway, Colo... 3,4
Orsemus, Kan... †
*Osage, Mo..... 1,2
▲Osage City, Kan..... 3,4
▲Osawatomie, Kan. 3,4,15
▲Osborn, Kan.... †
Osro, Kan..... †
*Otis, Kan..... 3,4
*Otoe, Neb..... †
*Ottawa, Kan.... 3,4
*Otterville, Mo.. 1,2
*Otto, Tex..... 33
Overbrook, Kan. †
*Overton, Mo.... 7
Overton, Tex. 19,22,26
Owenmount, Mo. †
Oxford, Kan.... †
*Oxly, Mo.....11-A
*Oyster Creek, Tex..... 45
Ozan, Ark..... 43
*Ozark, Ark..... 15

*Pacific, Mo..... 1,2
*Pacific, Tex..... 26
*Padonia, Kan... 1,2
Page City, Mo.. †
▲Palestine, Tex.. L, M,18,19,21,22,26.
*Palmer, Ark.... 40
*Palmer, Kan.... 12
Palm Springs, Cal. 17,20
*Panama, Mo.... 14

Table No

*Panama, Neb... †
▲Paola, Kan... 3,4,15
*Paragould, Ark.. 25
*Paris, Ark..... 42
*Parkdale, Ark... 16
*Parkin, Ark.. 14,17, 18,19,20,21,22,25.
Park, La..... †
*Parnell, Kan.... 12
Paroquet, Ark... 14
Pasadena, Cal. (*Alhambra*) .17,20
Passaic, Mo..... 14
*Patterson, Ark. 17,20
*Paul, Neb..... 1,2
*Pauline, Neb... †
Pautler, Ill..... 48
Payne, Ark..... 36
Peach Orchard, Ark. 17,18,19,20,21,22
Pearsall, Tex. 18,21,26
Pecaniere, La... †
*Peck, La..... 36
▲*Pecos, Tex.*....17,20
*Penalosa, Kan.. †
*Pen Dennis, Kan..... 3,4
*Penelope, Tex... 33
*Penters Bluff, Ark..... 14
Percy, Ill..... 49
*Perla, Ark..... 17,20
*Peru, Kan..... 13
*Pevely, Mo....17,20
Peveto, Tex..... †
Pharr, Tex..... 28
Phelan Spur, Ark. †
Phelps, Tex. 19,22,46
Phillips, La..... †
Phoenix, Ariz. .....K, 17, 20
*Pickens, Ark.... 16
▲Piedmont, Mo. 17,18,19,20,21,22, 23,25.
*Pilot Knob, Mo. 17,20
*Pinckneyville, Ill. 49
▲Pine Bluff, Ark. 15,16
*Pine City, Ark.. 40
*Pioneer, La..... †
*Piqua, Kan..... 5
*Pittsburg, Kan.. †
*Placedo, Tex.... 27
Place Jct., Tex.. †
Plaquemine, La. 16
Plattin, Mo..... †
▲Plattsmouth, Neb..... 1,2
*Pleasant Hill, Mo. 1,2,3,4,5,14
*Pleasanton, Kan. †
*Pleasanton, Tex. 28
*Plumerville, Ark. 15
*Poland, Ill..... 49
*Pollock, La..... 16
*Pomona, Kan... 3,4
Pontiac, Kan.... 5
*Popping, Ark... 15
*Poplar Bluff, Mo. 11,17,18,19 20,21, 22,23,25.
Poplar Grove, Ark..... 40
Port Barre, La.. 29
Port Isabel, Tex. †
*Portis, Kan..... 12
*Portland, Ark... 16
*Port Sulphur,,La. 44
*Postelle, Ark.... 40
Poteet, Tex..... †
*Potosi, Mo..... †
*Pottsville, Ark.. 15
*Potwin, Kan.... †
Prague, Ark..... †
*Prairie du Rocher, Ill..... 47
▲Prescott, Ark. 17,18,19,20,21,22
*Preston, Ark.... 15
*Preston, Kan.... †
Prices, Tex..... 26
Progreso, Tex... †
▲Pueblo, Colo. B,G,3,4,6
Pulaski, Mo..... †
*Pyatt, Ark..... 14

Quail, Mo..... †
Queretaro, Mex... 18
Quigley Spur, La. †
*Quimby, La..... 39
*Raddle, Ill..... 47

Table No.

*Radium, Kan... †
Ragley, La..... 29
▲*Ranger, Tex...* 17,20
Rangerville, Tex. †
*Ransom, Kan... 3,4
*Rantoul, Kan... 3,4
*Ratcliff, Ark.... 42
Ratcliff, Tex.... †
*Ratio, Ark..... 39
Ray, Kan..... †
*Raymond, Ark.. 40
▲Raymondville, Tex..... 27
Raypaul, Tex... †
*Rayville, La.... 35
*Reader, Ark.... 36
*Readland, Ark.. 39
*Reamey, Ark.... 14
Reaves, La..... 29
*Red Bridge, Mo.. 15
*Redfield, Ark... 16
*Redfield, Kan... 5
*Red Gum, La... 35
*Red Wing, Kan. 3,4
*Reece, Kan..... 5
▲Reeds Spring, Mo..... 14
*Reedville, Ark... 15
▲Refugio, Tex.... 27
Regna, Tex..... †
Reilly Lake, Ill.. 47
*Renault, Ill.... 47
*Republic, Kan.. †
*Reserve, Kan... 1,2
Reynoldsville, Ill..... †
Ricardo, Tex.... 27
*Rice, Kan..... 12
*Rich, Ark..... 40
Richards, Mo... 5
▲Rich Hill, Mo..5,14
Richland, Kan.. †
*Richter, Kan.... 3,4
Ridge, Tex..... 26
*Ridlon, Tex..... 31
*Rinehart, Mo... 5
▲Rio Grande City, Tex..... †
Rio Hondo, Tex.. †
*Rio Vista, Ark.17,20
*Ripley, Mo..... 7
*Riverdale, Kan.. †
River Mines, Mo. †
Riverside, Mo. 17,18,19,20,21,22
Riverside, Tex. 19,22
*Riverton, La.... 16
▲Riviera, Tex.... 27
Robertson, Tex.. †
Robinett, Ill.... 48
▲Robstown, Tex. 27,28
*Rochelle, La.... 16
▲Rockdale, Tex. 18,21,26
Rock Point, Ill.. 48
*Rockwood, Ill... 47
*Rogers, Kan.... †
Rohwer, Ark.... 39
Roland, Okla.... 15
*Roosevelt, La... 39
*Roots, Ill..... 47
*Roper, Kan.... 15
*Rosalia, Kan.... 5
*Rosboro, Ark... †
*Rose, Kan..... 15
Rosharon, Tex.. 45
Roth, Ill..... †
Round Rock, Tex..... 26
Royal Gorge, Colo.... B,G,3,4,6
Royalton, Ill... †
Rudolph, Tex... 27
Ruella, Kan.... †
*Russell, Ark. 17,18,19,20,21,22
▲Russellville, Ark..... 15
*Ryder, Ill..... 15

St. Aubert, Mo. 1,2
*St. Joseph, La... 39
*St. Joseph, Mo.. 10
*St. Louis, Mo. A,B,C,D,E,F,G, H,I,J,K,L,M,N, O,Q,R,T,Y,1,2,3, 4,5,12,16,17,18, 19,20,21,22,23,25, 26,27,28,35,36,47.
▲Broadway 17,18,19,20,21,22, 23,25.
▲Tower Grove 1,2,3,4,17,18,19, 20,21,22,23,25

(Cont'd on next page)

For Reference Marks appearing in Index see pages 81-82.

Index to Stations—Continued

Table No.

•Ste. Genevieve, Mo. .... †
■Sabula, Mo....17,20
Sacramento, Cal. 3,4,6
■Sageeyah, Okla. 15
Salem, Ill....... 48
▲Salina, Kan..... 3,4
▲Sallisaw, Okla... 15
Sallyards, Kan.. 5
■Salmon, Tex...19,22
Saltillo, Mex...18,21
Salt Lake City, Utah ...B,G,3,4,6
Sam Fordyce, Tex.......... †
■Samples, Ark.... 16
▲San Antonio, Tex L,X,Y,18,21,26,28, 34.
▲San Benito, Tex. 27
San Francisco, Cal....B,G,3,4,6
San Jose, Tex... 28
▲San Juan, Tex... 28
San Luis Potosi, Mex.....18,21,26
▲San Marcos, Tex......18,21,26
■Sandune, Tex... 29
■Sandy Bend, Ark.36
•Sandy Hook, Mo. 7
SandyPoint,Tex. 45
San Perlita, Tex. †
SantaMaria,Tex. †
SantaMonica,Tex. †
▲Sarita, Tex..... 27
■Savoy, La...... 29
■Sayre, Ark...... 36
•Scandia, Kan... †
Scheller, Ill..... 49
Schulines, Ill.... 48
■Scott, Mo...... 1,2
▲Scott City, Kan......... 3,4
•Scottsville, Kan. 12
Sea Drift, Tex... †
Searcy, Ark. 17,18,19,20,21,22
Sebastian, Tex.. 27
▲Sedalia, Mo. A,F,1,2,3,4
▲Sedan, Kan..... 13
■Self, Ark....... 14
■Selkirk, Kan.... 3,4
■Selma, La...... 16
Selmaville, Ill... 48
•Seward, Kan.... †
Sexton, Kan.... †
Shady Side, La. †
Shannon, Kan... 1,2
Shawmut, Ark.. †
Sheehan, Mo.... †
■Shelburn, La.... 39
•Sheldon, Mo...5,14
■Sheppard, Ark. 17,20
Sherdahl, Kan.. †
•Sheridan, Ark... †
•Sheridan Lake, Colo..........3,4
•Sherwin, Kan... †
•Shields Kan.... 3,4
■Shipp, Ark...... 14
Shook, Kan..... †
Shreveport, La.....Q
■Sicily Island, La.35
▲Sikeston, Mo... 11
•Silverdale, Kan. 13
Silver Springs, Mo.......... †
Simms, La..... 16
■Simsboro, Ark.. 39
▲Sinton, Tex..... 27
■Slocomb, Ark..17,20
▲Smackover, Ark. 36
■Smale, Ark..... 40
■Smithton, Ark. 17,20
■Smithton, Mo... 1,2
•Smolan, Kan.... 3,4
•Snow Lake, Ark. 39
Snyder, Ark.... 37
•Solomon Rapids, Kan......... 12
■Somerset, La.... 39
Somerset, Tex.. †
■Sompayrac, La. 29
•Sondheimer, La.......... 39
■Soudan, Ark.... 39
•South Coffeyville, Okla......... 15
•South Ft. Smith, Ark......... 42
■Spadra, Ark.... 15
Sparta, Ill...... 48
•Speed, Kan..... 12
Spencer, La.... †

Table No.

Sprague, Neb... †
Spring, Tex.19,22,33
▲Springfield, Mo.9,14
•Springfield, Neb. †
Sprott, Mo..... †
•Stafford, Kan... †
■Standard, La... 16
Stanhope, Mo.. †
•Steelville, Ill.... 49
•Stella, Neb..... 1,2
Sterling Jct., La. †
▲Sterling, Kan... 6
•Sterlington, La.. †
■Stevenson, La.. 36
•Stilwell, Kan.... 15
Stockton, Cal...3,4,6
•Stockton, Kan.. †
Stoneham, Tex.. 33
■Stonewall, Ark.. 25
•Stotts City, Mo. 14
Strain, Tex..... 29
Strasburg, Mo... 1,2
■Strausville, Neb. 1,2
•Strong, Ark.... 36
■Stuart Colo.... 3,4
■Stuart Place, Tex.28
Stubbs, Kan.... †
▲Sugar City, Colo......... 3,4
Sugar Land, Tex. †
•Sulphur Rock, Ark......... 14
■Sulphur Springs, Mo.........17,20
■Summit, Mo...17,20
Summit, Ark... †
Sunniland, Tex.. 28
•Superior, Neb... †
■Swartz, La..... 36
Sweeny, Tex.... 27
•Sweet Home, Ark.......... 16
•Sweet Springs, Mo.......... †
Sweetwater, Tex. 17,20
•Swifton, Ark. 17,18,19,20,21,22
Swissvale, Kan.. †
■Sycamore, Kan. 15
▲Sylamore, Ark.. 14
•Syracuse, Mo... 1,2
Tabo, Mo...... †
•Talala, Okla.... 15
■Talla Benna, La. 39
▲Tallulah, La.... 39
•Talmage, Neb.. †
•Tamaroa, Ill.... 49
Tamina, Tex..19,22
Tangeman, Neb †
■Tanglewood, La. 39
Taussig, Kan.... †
▲Taylor, Tex. 18.21,26,33
Terrell, Mo..... †
Terrell, Tex....17,20
Terry, La...... †
Tevis, Kan..... †
▲Texarkana, Ark.-Tex. K,L,M,17, 18,19,20,21,22
■Texas City Jct., Tex.......19,22
Texla, Tex...... †
Thayer, Tex.... †
Thebes, Ark.... †
•Thebes, Ill..... †
Thessing, Ark... 42
Thomure, Mo... †
Thorndale, Tex. 26
Thrall, Tex..... 26
▲ThreeRivers,Tex 28
■Tiawah, Okla... 15
■Tiff, Mo......17,20
•Tillar, Ark...... 16
■Tioga, La...... 16
▲Tipton, Mo..... 1,2
Tisdale, Kan... †
Tivoli, Tex..... †
■Tolerville, Kan. 5
■Tongin, Ark.... 39
■Tonovay, Kan.. 5
Topeka, Kan... †
■Torbert, La..... 29
•Toronto, Kan... 5
•Towanda, Kan.. 5
Tower Grove (See St. Louis)
■Towle, Ark..... 40
•Towner, Colo... 3,4
•Transylvania, La.......... 39
•Traskwood, Ark. 17,18,19,20,21,22
•Tribune, Kan... 2,4

Table No.

▲Trinity, Tex...19,22
■Trippe Jct., Ark.......... 39
Triumph, La... 44
▲Troup, Tex. 18,19,21,22,26,32
Tucker, Tex.... 26
▲Tuckerman, Ark. 17,18,19,20,21,22
Tucson, Ariz. K-17-20
•Tullos, La...... 16
Tunnell, Mo.... †
Turcotte, Tex... 27
■Turkey, Ark.... 14
•Turon, Kan.... †
■TwinCreek, Ark. 14
▲Tyler, Tex.....26,32
•Tyro, Kan...... 13
■Tyrone, La..... 29
•Union, Neb..... 1,2
■Union Electric, Mo..........1,2
•Uniontown, Kan. 5
Upco, La....... †
■Upland, La..... 36
•Urania, La..... 16
■Urbana, Ark.... 36
Ursula, Ark..... 42
•Utica, Kan.....3, 4
Uvalde, Tex.... †
Valeda, Kan.... †
■Valentine, Ark. 17,20
VallesMines, Mo. †
•Valley Park, Mo. 1,2
Valley Jct., Tex. X 18,21,26,33,34
•Valmeyer, Ill... 47
▲Van Buren, Ark.......... 15
Vance, Ark. 17,18,19,20,21,22
Vanderbilt, Tex. 27
Van Horn, Tex. 17,20
•Vanndale, Ark.. 25
•Varner, Ark.... 16
■Vassar, Kan.... 3,4
■Vaughn, La..... 36
Velasco, Tex.... †
■Venice, Ark.... 36
Venice, La..... 44
Venus, Tex..... 33
•Verdon, Neb.... 1,2
•Vermillion, Kan. 12
■Vernon, Kan... 15
▲Vian, Okla..... 15
Vicks, Ark..... †
■Victor, Tex..... 29
■Victoria, Mo..17,20
Victoria, Tex... †
Vida, La....... †
•Vidalia, La...35,39
Vidauri, Tex.... 27
■Vincent, Ark..17,20
■Vineland, Mo.. 17,20
Vinton, Kan.... †
Viola, Tex...... 28
Von Ormy, Tex. 26
•Vleits, Kan..... 12
Vulcan, Mo. 17,18,19,20,21,22
■Wabash, Ark... 39
Wabash, Neb... 1,2
Waco, Tex...... 33
■Waconda Springs, Kan......... 12
▲Wagoner, Okla.. 15
•Wagstaff, Kan.. 15
■Wainwright, La. 39
Walet, La...... †
Wallace, Ark... †
■WallsFerry, Ark. 14
▲Walnut Ridge, Ark. 17,18,19,20,21,22
Walsh, Ill...... 48
Walton, Neb.... 1,2
•Waltonville, Ill. 49
■Ward, Ark....17,20
■Wardville, La... 36
Ware, Ill....... †
■Warnock, Ill.... 47

Table No.

▲Warren, Ark.....41
▲Warrensburg, Mo.......1,2,3,4
•Warwick, Kan.. †
Washington, Ark. 43
•Washington, Kan. †
▲Washington, Mo....... 1,2,3,4
■Waterloo, Mo... 7
•Waterproof La. 39
•Waterville, Kan. 12
■Watova, Okla.. 15
•Watson, Ark.... 39
•Wauneta, Kan.. 13
Waverly, Mo.... †
Weatherford, Tex. 17,20
▲Webb City, Mo.........5,14
Webster, Tex..19,22
▲Webster Groves, Mo....... 1,2,3,4
▲Weeping Water, Neb......... 1,2
•Weingarten, Mo. †
•Welge, Ill...... 49
•Wellington, Mo.. 8
▲Weslaco, Tex... 28
Westbury, Tex.. 29
■Westfield, Tex.18,21
Westover, La... 29
▲Westphalia, Kan......... 15
•Wetmore, Kan.. 12
Wetmore, Tex.. 26
•Whelen Springs, Ark......... 36
White, Ark..... 36
Whitehall, Ark. 25
Whitsett, Tex... 28
■White House, Mo.........17,20
White Castle, La. 16
•WhiteWater, Kan. †
WhiteWater, Mo. †
•Whiting, Kan.. 12
Whitman, Kan. †
▲Wichita, Kan. ...B,E,G,J,5,6,15
■Williams, Kan.. 12
▲Williamsville, Mo. 17 18,19,20,21,22, 23,25.
•Willis, Kan..... 1,2
Willis, Tex....19,22
•Wilmar, Ark.... 41
▲Wilmot, Ark.... 16
•Wilsey, Kan.... 3,4
Wilson Creek, Mo. †
Wimef, Ark.... 39
Winchester, Ark. 16
■Windsor, La.... 16
•Winfield, Kan... †
▲Winnsboro, La.. 35
WinterHaven, Tex......... †
•Wisner, La..... 35
■Witherspoon, Ark........17,20
•Wolcott, Kan... 1,2
Wolf Lake, Ill.. †
■Woodlawn, La.. 16
•Woodsboro, Tex. 27
Woodson, Ark.. 16
•Woodston, Kan. †
Woodward, Tex. †
•Woodworth, La. 16
•Woolridge, Mo.. 7
Work, Kan..... †
Wrightsville, Ark.16
■Wycamp, Ark.. 25
▲Wynne, Ark. 14,17, 18,19,20,21,22,25.
■Wyoming, Neb.. 1,2
■Yaggy, Kan.... 3,4
Yale, Kan...... †
■Yancopin, Ark.. 39
•Yates Center, Kan......... 5
■Yeatman, Mo... 1,2
▲Yellville, Ark... 14
•Yoder, Kan.... 6
Yturria, Tex... 27
Yuma, Kan.... 12
Zeigler, Ill..... †
Zell, Mo....... †
Zimmerdale, Kan. †
•Zinc, Ark...... 14

GUY A. THOMPSON, TRUSTEE

MISSOURI PACIFIC RAILROAD CO., GULF COAST LINES - - INTERNATIONAL-GREAT NORTHERN, Debtors

P. J. NEFF, CHIEF EXECUTIVE OFFICER, ST. LOUIS, MO.

F. E. BATES, Executive Assistant..........................**Houston, Tex.**
H. M. JOHNSON, Executive Assistant......................**St. Louis, Mo.**

TRAFFIC DEPARTMENT

H. L. SCHAEFFER, Chief Traffic Officer........................St. Louis, Mo.
C. D. BORDELON, Executive Asst. to Chief Traffic Officer.......St. Louis, Mo.
B. W. TREMAYNE, Asst. to Chief Traffic Officer.................St. Louis, Mo.
R. I. WELLS, Asst. to Chief Traffic Officer....................St. Louis, Mo.

PASSENGER DEPARTMENT

R. J. McDERMOTT, General Passenger Traffic Manager.........St. Louis, Mo.
T. D. MOSS, Assistant Passenger Traffic Manager...............St. Louis, Mo.
J. B. REYNOLDS, General Passenger Agent......................St. Louis, Mo.
E. E. SPENCER, Assistant General Passenger Agent.............St. Louis, Mo.
C. L. SHORTRIDGE, Assistant Passenger Traffic Manager.......Houston, Tex.
A. C. JACKSON, Assistant General Passenger Agent.............Houston, Tex.
G. C. FOX, Assistant General Passenger Agent.................Houston, Tex.
WM. H. A. TURNER, General Freight & Passenger Agent.....Kansas City, Mo.
J. F. DOLLINS, Assistant General Passenger Agent...........Kansas City, Mo.
O. W. WILLIAMS, General Freight & Passenger Agent........Little Rock, Ark.
H. R. KASTMAN, Assistant General Passenger Agent.........Little Rock, Ark.
T. S. GLASS, Assistant General Passenger Agent...............Memphis, Tenn.
R. S. NELSON, General Passenger Agent........................Palestine, Tex.
H. G. CLEVELAND, Assistant General Passenger Agent......San Antonio, Tex.
I. G. MILLER, General Passenger Agent..................San Francisco, Calif.
W. F. ZIERVOGEL, Superintendent Dining & Parlor Cars........St. Louis, Mo.
A. C. DRUI, Assistant Superintendent Dining & Parlor Cars........St. Louis, Mo.
W. A. GALL, Assistant Superintendent Dining & Parlor Cars......Houston, Tex.
R. A. WATSON, General Baggage Agent..........................St. Louis, Mo.
J. F. RECTOR, Director Convention and Tour Dept..............St. Louis, Mo.

FREIGHT DEPARTMENT

C. L. BUTLER, General Freight Traffic Manager.................St. Louis, Mo.
M. P. ECKMAN, Freight Traffic Manager........................St. Louis, Mo.
J. S. SMITH, Freight Traffic Manager..........................St. Louis, Mo.
E. J. FALK, Freight Traffic Manager...........................Houston, Tex.
G. L. EASTMAN, Assistant Freight Traffic Manager..............St. Louis, Mo.
C. C. HAHNE, Assistant Freight Traffic Manager................St. Louis, Mo.
R. T. OLIVER, Assistant Freight Traffic Manager...............St. Louis, Mo.
A. W. AYLIN, Foreign Freight Traffic Manager..................St. Louis, Mo.
L. A. SACKBAUER, Coal Traffic Manager.........................St. Louis, Mo.
R. T. WATT, Perishable Traffic Manager........................St. Louis, Mo.
H. W. KASSLING, General Freight Agent.........................Houston, Tex.
WM. H. A. TURNER, General Freight & Passenger Agent.....Kansas City, Mo.
O. W. WILLIAMS, General Freight & Passenger Agent........Little Rock, Ark.
A. O. SELOVER, General Live Stock Agent....................Kansas City, Mo.

INDUSTRIAL DEPARTMENT

E. SMITH REED, Director of Industrial Development...........St. Louis, Mo.
C. C. LUCKEL, Director of Industrial Development.............Houston, Tex.

AGRICULTURAL DEPARTMENT

A. P. BOLES, Director of Agricultural Development.............St. Louis, Mo.
W. B. COOK, Agricultural Agent................................Houston, Tex.

TRAFFIC REPRESENTATIVES

ALEXANDRIA 2, LA.—
Lobby Hotel Bentley, Phone 6656.
F. A. GEHRMAN.....Div. Frt. & Pass. Agt.

ATCHISON, KAN.—
201 So. 5th St., Phone 49.
R. D. PIERCE.....Div. Frt. & Pass. Agt.

ATLANTA 3, GA.—
1321 Healey Bldg., Phone Walnut 2422.
J. A. FETZ.....General Agent
J. A. BLOODWORTH..Dist. Pass. & Frt. Agt.

AUSTIN 22, TEX.—
M. P. Passenger Station, Phone 8-7755.
A. R. FOX.....Gen. Agt. Pass. Dept.
W. U. FULLER.....City Pass. Agt.
OTTO GREIN.....Depot Ticket Agt.
M. P. Freight Station, Phone 6861.
H. J. HOLZMANN.....Gen. Agt. Frt. Dept.

BATON ROUGE 6, LA.—
401 La. Nat. Bank Bldg., Phone 4-8521.
F. W. NASON.....Div. Frt. & Pass. Agt.
C. T. BASKIN.....Traffic Rep.

BEAUMONT, TEX.—
M. P. Frt. Station, Phone 2-0209.
F. L. EVANS.....General Agent
Hotel Beaumont, Phone 4-6344.
W. B. GEORGE.....City Pass. & Ticket Agt.

BIRMINGHAM 3, ALA.—
708 Empire Building, Phone 4-1667.
P. B. DUDEK.....General Agent
W. E. SHUEMAKE....Dist. Pass. & Frt. Agt.

BOSTON 8, MASS.—
515 Old South Bldg., Phone Liberty 2-8744.
H. A. BUDREAU.....General Agent.

BROWNSVILLE, TEX.—
M. P. Pass. Station, Gen. Agt. Phone 2-4432—Ticket Agent Phone 2-4441.
R. J. BALL.....General Agent
S. F. LAMONT.....Pass. & Tkt. Agt.

BUFFALO 2, N. Y.—
Room 913 Liberty Bank Bldg., Phone Madison 2513.
E. S. DOUGALL.....Gen. Agt. Frt. Dept.

CAIRO, ILL.—
M. P. Station, Phone 789.
E. G. COWELL.....General Agent

CAPE GIRARDEAU, MO.—
M. P. Station, Phone 225.
J. C. TINSLEY.....Gen. Agt. Frt. Dept.

CHATTANOOGA 2, TENN.—
417 Chattanooga Bank Bldg., Phone 6-4762.
W. R. HANNA.....General Agent

CHICAGO 3, ILL.—
812 Bankers Bldg., 105 West Adams St., Phone State 2-5130.
H. C. WESTBROOK.....Asst. Traffic Manager
J. J. McQUEEN.....Gen. Agt. Pass. Dept.
E. R. SAUERBERG.....Gen. Agt. Frt. Dept.
A. ELKINS.....Dist. Pass. Agt.
C. E. HARTMANN.....Traffic Rep.
T. F. CARMODY.....Traffic Rep.
E. E. McDANIELS.....Traffic Rep.
EARL W. BASS.....Com'l. Agt.
A. H. ASCHENBRENNER..Foreign Frt. Agt.

CHICAGO 8, ILL.—
1425 S. Racine Ave., Phone State 5130.
W. J. KAVANAUGH.Dist. Mgr. Perish'le Traf.

CINCINNATI 2, OHIO—
2004 Carew Tower, Phone Main 4248.
D. W. JORDAN.....General Agent
A. R. SPANGENBERG.....Dist. Pass. Agt.

CLEVELAND 13, OHIO—
1325 Terminal Tower, Phone Main -0339.
B. A. GILILLAND.....General Agent

COLORADO SPRINGS, COLO.—
6 S. Tejon St., Phone Main 136.
E. H. MARTIN.....General Agent

CORPUS CHRISTI, TEX.—
M. P. Lines, Passenger Station, Phone 9415.
O. K. DOWELL.....General Agent
E. E. GREER.....Dist. Pass. Agt.
W. B. CRAIG.....Traffic Rep.
M. A. CARPENTER.....Depot Tkt. Agt. Phone 2-1756

DALLAS 1, TEXAS—
1601 Kirby Bldg., Phone Central 4575.
J. H. LANG.....General Agent
C. W. OLIVE.....Dist. Pass. Agt.

DENVER 2, COLO.—
515 Seventeenth St., Phone Main 3239.
F. E. PENNINGTON....Exec. Representative
J. N. SANDERS.....General Agent
C. E. JOHNSON.....Dist. Pass. Agt.
L. J. DETWILER.....Traffic Rep.

DETROIT 2, MICH.—
7-160 General Motors Bldg., Phone Trinity 3-5400
W. J. SIERING.....Asst. Traffic Mgr.
W. W. HOTT.....General Agent
E. G. RUNKLE.....Com'l Agent

EAST ST. LOUIS, ILL.—
1001 Spivey Bldg., Phone East 1880.
W. B. MUELLER.....Div. Frt. Agt.

EL DORADO, ARK.—
M. P. Pass. Station, Phone 3-8158.
B. S. BETTS.....Div. Frt. & Pass. Agt.

EL PASO, TEX.—
509 Mills Bldg., Phone 2-7352.
A. T. PEERS.....General Agent

EUGENE, OREGON
309 Hampton Bldg., Phone Eugene 5445.
G. L. Harmon.....General Agent

FT. SMITH, ARK.—
M. P. Pass. Station, Phone 5163.
H. W. HAINES.....Div. Frt. & Pass. Agt.

FT. WORTH 2, TEX.—
808 Commercial Standard Bldg., Phone 2-6121.
A. B. WALDRON.....General Agent
H. L. CLARK.....Pass. Traf. Rep.
Houston at 7th St.,
R. C. JENKINS.....City Ticket Agt.

FT. WORTH 6, TEX.—
215 Live Stock Exchange.
G. C. JONES.....Live Stock Agent

FRESNO 1, CAL.—
208 T. W. Patterson Bldg., Phone 2-3869.
S. O. SELDER.....Commercial Agent

GALVESTON, TEX.—
407—22nd St., Phone 5514.
E. M. WEINBERGER.....General Agent

GRAND JUNCTION, COLO.—
129 South 6th St., Phone 250.
A. J. LOWE.....General Agent

HARLINGEN, TEX.—
M. P. Frt. Station, Phone 800.
J. J. MULHOLLAND.Executive General Agent
M. P. Pass. Station, Phone 800.
G. W. WILSON.....Dist. Pass. Agt.
V. A. SPIEGELHAUER.....Pass. & Tkt. Agt.

HAVANA, CUBA—
Edificio Lonja, 409, Apartado 272, Cable Address "MOPALI" Phone A 8652.
C. FRANK DOOLEY.....General Agent

HELENA, ARK.—
M. P. Pass. Station, Phone Main 1001.
J. H. DWYER.....Div. Frt. & Pass. Agt.

HOT SPRINGS, ARK.—
M. P. Pass. Sta., Phone 3325.
C. G. FELTON.....Pass. & Tkt. Agt.

HOUSTON 2, TEXAS—
Rice Hotel Bldg., 911 Texas Ave., Phone Preston 3151.
G. C. FOX.....Ass't Gen. Pass. Agt.
D. W. MORRIS.....Div. Pass. Agt.
W. T. MORRISON.....City Pass. Agt.
C. W. GIDDENS.....City Tkt. Agt.

HOUSTON 1, TEXAS—
402 Union Station, Phone Preston 3151.
M. E. DEALY.....Trav. Pass. Agt.
W. M. GENTRY.....Depot Tkt. Agt.
JOHN SHELTON.....Depot Pass. Agt.
C. H. PUGH.....Gen. Frt. Agt.
J. W. BATEMAN.....Gen. Agt. Frt. Dept.
C. F. OUSLEY.....Live Stock Agt.

HUTCHINSON, KAN.—
M. P. Sta., 301 S. Main St., Phone 1247.
D. I. BURWELL.....Div. Frt. & Pass. Agt.

INDIANAPOLIS 4, IND.—
605 Merchants Bank Bldg., Phone Market 5339.
L. W. SARGENT.....General Agent
D. H. EATON.....Dist. Pass. Agt.

JOPLIN, MO.—
M. P. Passenger Station, Phone No. 79.
R. A. FALLIS.....Div. Frt. & Pass. Agt.

KANSAS CITY, KAN.—
906 N. 6th St., Phone ATwater 1550.
W. T. LYONS.....Consolidated Tkt. Office

KANSAS CITY 6, MO.—
616 Ry. Exch. Bldg.
H. L. TRABER.....Exec. Gen. Agt.
627 Ry. Exch. Bldg.
WM. H. A. TURNER...Gen. Frt. & Pass. Agt.
J. J. BURKE.....Asst. Gen. Frt. Agt.
623 Ry. Exch. Bldg.
C. H. GOEHNER.....Divn. Frt. Agent
630 Ry. Exch. Bldg., Phone Victor 6100.
J. F. DOLLINS.....Asst. Gen. Pass. Agt.
W. D. JONES.....Trav. Pass. Agent
J. A. MOTTZ.....Trav. Pass. Agent
City Ticket Office 1029 Grand Ave., Phone Victor 6100.
H. E. WEISER.....Gen. Agt. Pass. Dept.
E. V. SMITH.....City Pass. Agent
W. R. BOOKER.....City Pass. Agent
W. E. DANDRIDGE.....City Pass. Agent
W. F. ATKINS.....City Ticket Agent

KANSAS CITY 8, MO.—
Union Station
W. D. TRUEBLOOD.....Station Pass. Agt.

KANSAS CITY 15, MO.—
861 Live Stock Exchange.
A. O. SELOVER.....Gen. Live Stock Agt.

LAKE CHARLES, LA.—
319 Pujo St., Phone 2772
A. J. BATLINER..Asst. Gen. Frt. & Pass. Agt.

LAREDO, TEX.—
Mo. Pac. Pass. Sta., Phone 277.
H. W. JOHNSTON.....General Agent
M. P. Pass. Sta., Phone 464.
ANTONIO MATA.....Pass. & Tkt. Agt.
F. E. HALE, JR.....Border Pass. Agt.

LINCOLN 8, NEB.—
Ninth and S Sts., Phone 2-3277.
J. N. CLARK.....General Agent

LITTLE ROCK, ARK.—
M. P. Pass. Station, Markham & Victory Sts., Phone 2-6221.
O. W. WILLIAMS.....Gen. Frt. & Pass. Agt.
H. R. KASTMAN.....Asst. Gen. Pass. Agt.
B. W. HOUSE.....City Pass. Agt.
E. E. BARRETT.....Trav. Pass. Agt.
R. C. ROBERTSON.....Depot Ticket Agent
W. F. NIEMANN.....Asst. Gen. Frt. Agt.
A. M. HARRIS.....Div. Frt. Agt.
Passenger Terminal.
T. S. ARMSTRONG.....Sta. Pass. Agent

LOS ANGELES 14, CALIF.—
512 Oviatt Bldg., 617 South Olive St., Phone Madison 1426.
GLEE C. SMITH.....General Agent
RAY KLUSEMAN.....Dist. Pass. Agt.
O. W. ROWLAND..Dist. Mgr. Peris'ble Traf.
M. W. DANCY.....Spl. Rep. Peris'ble Traffic
FRANK J. LEARY.....Traffic Rep.

TRAFFIC REPRESENTATIVES—Continued

LOUISVILLE 2, KY.—
394 Starks Bldg., Phone Wabash 1638.
M. F. COORSSEN.....General Agent

MEMPHIS 2, TENN.—
Union Station.
W. E. LAMB.....Executive General Agent

MEMPHIS 3, TENN.—
151 Union Avenue, Phone 8-7611.
T. S. GLASS.....Asst. Gen. Pass. Agt.
T. J. DARRELL.....Dist. Pass. Agt.
J. M. PHELPS.....City Pass. & Tkt. Agt.
628 Exchange Bldg., Phone 8-7611.
R. W. MOSS.....Ass't Gen. Frt. Agt.

MEXICO CITY, MEX.—
Bolivar 21 No. 213, Phones Eric 12-01-42, Mexicana 35-61-71.
F. MIRANDA.....Exec. Representative
EMILIO IBARRA.....Gen. Agt. Frt. Dept.
H. CERVANTES.....Gen. Agt. Pass. Dept.

MILWAUKEE 3, WIS.—
1003 Majestic Bldg., Phone Marquette 8-6418.
W. R. HUHNER.....Gen. Agt. Frt. Dept.

MINNEAPOLIS 2, MINN.—
800 Rand Tower Bldg., Phone Main 5375.
H. S. SNEDEKER.....General Agent

MONROE, LA.—
Virginia Hotel, Phone 2400.
M. E. PICKETT.....Div. Frt. & Pass. Agt.
J. A. COMBS.....City Pass. & Tkt. Agt.

MONTERREY, MEX.—
Gorostieta Bldg. Matamoris 516, Phone 184.
J. CARDENAS, JR.....General Agent

NASHVILLE 3, TENN.—
935 3rd Nat'l Bank Bldg., Phone 6-4830.
J. A. MILLS.....General Agent

NATCHEZ, MISS.—
M. P. Frt. Sta., Phone 359.
H. A. DOHERTY.....General Agent

NATIONAL STOCK YARDS, ILL.—
Live Stock Exchange.
O. L. SUTER.....Live Stock Agent
W. A. GROGAN....Asst. Gen. Live Stock Agt.

NEW IBERIA, LA.—
M. P. Frt. Sta., Phone 2260.
W. B. KEY.....Gen. Agt. Frt. Dept.

NEW ORLEANS 12, LA.—
704 Richards Bldg., Phone RAymond 8244.
G. C. STOHLMAN.....Exec. Gen. Agt.
708 Richards Bldg., Phone RAymond 8244.
G. B. RIGGAN.....Asst. Traffic Mgr.
J. T. LEZE.....Gen. Agt. Pass. Dept.
E. MITCHELL.....City Pass. Agent
R. J. CONLEY.....City Pass. Agent
J. W. HAILEY.....Asst. Gen. Frt. Agt.
H. J. JOHNSON.....Asst. Gen. Frt. Agt.
207 St. Charles St., Phone RAymond 3181.
P. E. TUMA.....City Tkt. Agt.

NEW YORK 18, N. Y.—
500 Fifth Ave. (At 42nd Street), Phone Lackawanna 4-3200
W. F. VITT.....Gen. Agt. Pass. Dept.
JAMES J. QUINN.....Dist. Pass. Agt.
J. B. MOONEY.....City Pass. Agt.
B. C. BARKER.....City Pass. Agt.
L. J. CARLEY.....Trav. Pass. Agt.
P. L. MOYLE.....Trav. Pass. Agt.

NEW YORK 7, N. Y.—
225 Broadway Transportation Bldg., Phone Digby-9-0140.
GEORGE BRUNNER....Eastern Traffic Mgr.
CHARLES HOFER.....General Agent
R. M. HUTCHISON.....Foreign Frt. Agt.

NEW YORK 13, N. Y.—
204 Franklin St.
C. M. FREY.....Dist. Mgr. Per. Traf.

OAKLAND 12, CALIF.—
211 Financial Center Bldg., 405 14th St., Phone Glencourt 1-8144
HAROLD FLY.....Commercial Agent

OGDEN, UTAH
214 David Eccles Bldg., Phone 2-4391.
B. F. LANE.....Commercial Agent

OKLAHOMA CITY 2, OKLA.
1609 Apco Tower, Phone 3-2520.
C. C. HART.....General Agent

OMAHA 2, NEB.—
1611 Farnam St., Phone Jackson 4543.
H. B. NEWCOMB.....Gen. Agt. Pass. Dept.
C. F. BRADY.....City Tkt. Agt.
731 Omaha Grain Exchange Bldg., Phone Jackson 4543.
L. F. BINKLEY.....Asst. Gen. Frt. Agt.

PARAGOULD, ARK.—
M. P. Station, Phone 15.
T. O. FLIPPIN.....Com'l Frt. & Pass. Agt.

PHILADELPHIA 2, PA.—
1103 Finance Bldg., Phone Rittenhouse 6-8365.
R. S. CROSSMAN.....General Agent
R. L. ROBERTS.....Dist. Pass. & Frt. Agt.

PHOENIX, ARIZ.—
600 Security Bldg., Phone 3-5414.
C. W. HARDY.....General Agent

PINE BLUFF, ARK.—
209 National Bldg., Phone 4600-4601.
F. J. BORN.....Div. Frt. & Pass. Agt.

PITTSBURGH 19, PA.—
1310 Gulf Bldg., Phone Atlantic 3820.
V. C. FAGAN.....General Agent
W. H. RICHMOND.....Asst. Gen. Agt.

PITTSBURGH 22, PA.—
No. 9 Pennsylvania Bldg., Phone AT 8739.
H. J. HENRICH.....Per. Frt. Agt.

POPLAR BLUFF, MO.—
Mo. Pac. Station, Phone 721-22-23.
W. J. WHITAKER.....Div. Frt. & Pass. Agt.

PORTLAND 4, ORE.—
642 Pacific Bldg., Phone Beacon 3752.
E. Y. BUTLER.....General Agent

PUEBLO, COLO.—
City Ticket Office, 201 North Main St., Phone 183 or 5880.
O. L. STRIEBY...Asst. Gen. Frt. & Pass. Agt.
JOSEPH WEISIGER.....Dist. Pass. Agt.
J. E. ANDERSON.....City Pass. & Tkt. Agt.

SACRAMENTO 14, CALIF.—
715 Forum Bldg., 1107 9th St., Phone 3-5415.
F. C. DEVINE.....Commercial Agent

ST. JOSEPH 9, MO.—
601 Corby Bldg., Phone 4-2765.
R. E. HASTINGS.....Exec. General Agt.
J. J. RICHEY.....General Agent

ST. LOUIS 3, MO.—
1600 Missouri Pacific Bldg., Phone Main 1000.
W. F. MILLER.....Gen. Agt. Pass. Dept.
A. J. CONNORS...Asst. Gen. Agt. Pass. Dept.
C. E. SALE.....City Pass. Agt.
W. W. HAMMANN.....City Pass. Agt.
F. W. LASKWITZ.....City Pass. Agt.
Union Station.
E. J. DOERSTE.....Sta. Pass. Agt.
Lobby Mo. Pac. Bldg.
E. J. BRANGLE.....Gen. Agt.
318 No. Broadway.
A. W. WILLIAMS.....City Tkt. Agt.
100 Mo. Pac. Bldg.
W. H. RABE.....Gen. Frt. Agt.
ASHLEY POYNOR.....Gen. Agt. Frt. Dept.

SALINA, KAN.—
M. P. Sta., Phone 2275.
A. L. WEBB.....Div. Frt. & Pass. Agt.

SALT LAKE CITY 1, UTAH—
201 Judge Bldg., Phone 4-1928.
S. L. LOVE.....Gen. Agt.

SAN ANTONIO 5, TEXAS—
423 Majestic Bldg., Phone Fannin 3292.
W. E. BABEL.....Exec. General Agt.
E. J. ROTTENSTEIN....Gen. Agt. Frt. Dept.
318 North St. Mary's St., Phone Fannin 3292.
H. G. CLEVELAND.....Asst. Gen. Pass. Agt.
W. C. LANE.....Dist. Pass. Agt.
J. F. SMITH.....City Pass. Agt.
A. W. JOHNSON.....Trav. Pass. Agt.
G. P. DUBOSE.....City Tkt. Agt.
Mo. Pac. Pass. Sta., Phone Fannin 3292.
ROMINE HILTON...Depot Pass. & Tkt. Agt.
L. M. FERGUS.....Asst. Gen. Live Stock Agt.

SAN BENITO, TEX.—
Mo. Pac. Station.
W. W. DEEN.....Pass. & Tkt. Agt.

SAN FRANCISCO 5, CALIF.—
593 Monadnock Bldg., Phone Sutter 1-1220.
J. J. KAVANAUGH.....Western Traffic Mgr.
L. L. SMITH.....General Agent
B. C. RAYBURN.....Dist. Pass. Agt.
I. J. KEYES.....Dist. Mgr. Peris'ble Traf.

SEATTLE 1, WASH.—
852 Stuart Bldg., Phone Eliot 7040.
J. S. ROGERS.....General Agent

SEDALIA, MO.—
M. P. Pass. Station, Phone 182.
J. F. DOWNS.....Div. Frt. & Pass. Agent
Ticket Agent Phone 88.
C. E. McKENZIE.....Depot Tkt. Agt.

SHREVEPORT 23, LA.—
307 Texas Eastern Bldg., Phone 3-7374.
W. C. JACOBS.....General Agent
S. LOWE.....Traffic Rep.

SIOUX CITY 9, IOWA—
406 Commerce Bldg., Phone 86234.
R. G. HAINES.....General Agent

SOUTH OMAHA, NEB.—
126 Live Stock Exchange.
R. H. KURT.....Live Stock Agent

SPRINGFIELD, MO.—
M. P. Sta., Phone 122.
V. J. COURTWRIGHT..Div. Frt. & Pass. Agt.

STOCKTON 5, CALIF.—
American Trust Bldg., 22 N. San Joaquin, Phone 2-0469.
JULIUS GAEDTKE.....Commercial Agent

TEXARKANA, ARK.—
M. P. Frt. Sta., Phone 2-6121 & 2.
W. J. FANT.....Div. Frt. & Pass. Agt.

TOPEKA, KAN.—
M. P. Frt. Sta., Phone 6528.
C. A. BUELL.....General Agent

TULSA 3, OKLA.—
225 Kennedy Bldg., Phone 4-9485.
R. R. TRIMBLE.....General Agent

TYLER, TEXAS—
M. P. Frt. Sta., Phone 2214.
H. C. CARSWELL, JR.....General Agent

WACO, TEXAS—
711 Service Mut. Bldg., Phone 2016.
H. R. SMITH.....General Agent

WASHINGTON 4, D. C.—
931 National Press Bldg., Phone National 2921.
F. E RICHTER.....General Agent
R. T. SCHLUDE.....Dist. Pass. Agent
T. A. BAXTER.....Traffic Representative
WM. H. HYDE.....Traffic Representative

WICHITA 2, KAN.
M. P. Pass. Sta., 302 W. Douglas St., Phone 5-2651.
G. W. CARLETON..Asst. Gen. Frt. & Pass. Agt.
R. T. WEBB.....General Agent
R. H. LE PELL.....Dist. Pass. Agent

WINSTON-SALEM 3, N. C.—
1112 Reynolds Bldg., Phone 5352.
J. M. BRYAN.....General Agent

Condensed FREIGHT SCHEDULES

Between the St. Louis Gateway and . . .

DALLAS, FT. WORTH, EL PASO and LOS ANGELES

Read Down: Train 65 and Connections	Train T&P 67 and Connections		Read Up: Train 60 and Connections	Train 72 and Connections
3.00AM Tu	9.00PM Mo	Lv Dupo (East St. Louis) Ar	8.00PM We	2.00AM Th
5.00AM We	12.30AM We	Ar Dallas (Via T&P) Lv	5.30AM Tu	9.20PM Tu
7.00AM We	3.00AM We	Ar Ft. Worth Lv	4.00AM Tu	8.10PM Tu
11.59AM Th	8.00AM Th	Ⓐ Ar El Paso Lv	12.01AM Mo	12.01PM Mo
.....	.....	Ar Los Angeles Lv	.....	.....

PALESTINE, WACO, SAN ANTONIO, CORPUS CHRISTI and LAREDO

Train 65 and Connections	Train 67 and Connections		Train 60 and Connections
3.00AM Tu	9.30PM Mo	Lv Dupo (East St. Louis) Ar	8.00PM Th
8.30PM Tu	2.30PM Tu	Ar Texarkana Lv	3.45PM We
9.00AM We	9.30PM Tu	Ar Palestine Lv	4.30AM We
.....	12.30PM We	Ar Waco Lv	12.30PM Mo
1.00AM Th	8.00AM We	Ar San Antonio Lv	9.15AM Tu
5.30AM Fri	5.30AM Th	Ar Corpus Christi Lv	8.00PM Mo
6.30AM Fri	6.30AM Th	Ar Laredo Lv	9.00PM Mo

BEAUMONT, HOUSTON, GALVESTON, CORPUS CHRISTI and BROWNSVILLE

Train 361 and Connections	Train I-GN 67 and Connections	Train 369 and Connections	Train 65 and Connections		Train 60 and Connections	Train 72	Train 360 and Connections	Train 370 and Connections
7.00PM Mo	9.30PM Mo	10.00PM Mo	3.00AM Tu	Lv Dupo (East St. Louis) Ar	8.00PM We	2.00AM We	3.00AM Th	7.45PM Th
.....	2.30PM Tu	.....	8.30PM Tu	Ar Texarkana Lv	3.45PM Tu	5.30AM Tu	.....	.....
.....	3.00PM Tu	.....	10.40PM Tu	Lv Texarkana Ar	1.30PM Tu	.....	.....	.....
7.30PM Tu	.....	7.30AM We	.....	Ar Alexandria Lv	.....	.....	5.00PM Tu	9.20AM We
8.00PM Tu	.....	11.00AM We	.....	Lv Alexandria Ar	.....	.....	2.30PM Tu	5.00AM We
2.15AM We	.....	7.10PM We	.....	Ar Beaumont Lv	.....	.....	6.50AM Tu	7.10PM Tu
6.00AM We	5.00AM We	1.00AM Th	5.00PM We	Ar Houston Lv	8.30PM Mo	.....	2.30AM Tu	2.30PM Tu
1.45PM We	1.45PM We	1.45PM Th	3.30AM Th	Ar Galveston Lv	7.00AM Mo	.....	9.00PM Mo	7.00AM Tu
5.30AM Th	5.30AM Th	5.30AM Fr	5.30AM Th.	Ar Corpus Christi Lv	8.00PM Su	.....	.....	8.00PM Mo
2.00PM Th	2.00PM Th	2.00PM Fr	2.00PM Th	Ar Brownsville Lv	.....	.....	1.00AM Mo	

PUEBLO, DENVER, SALT LAKE CITY, OGDEN and SAN FRANCISCO

Train 81 and Connections	Train 61 and Connections		Train 62 and Connections	Train 68
1.30AM Mo	9.30PM Mo	Lv St. Louis Ar	8.00PM Sa	5.30AM We
8.00PM Tu	10.00AM We	Ar Pueblo (M. T.) Lv	3.30AM Fr	5.00PM Mo
3.00AM We	7.00PM We	Ar Denver (D&RGW) (M. T.) Lv	8.00PM Th	.....
.....	3.00PM Th	Ⓑ Ar Salt Lake City (D&RGW) (M. T.) Lv	4.00PM We	.....
.....	5.30PM Th	Ⓒ Ar Ogden (D&RGW) (M. T.) Lv	9.40PM We	.....
.....	.....	Ar San Francisco Lv	.....	.....

ATCHISON, ST. JOSEPH, LINCOLN and OMAHA

Train 81 and Connections	Train 75 and Connections	Train 71 and Connections		Train 70 and Connections	Train 66 and Connections	Train 80 and Connections	Train 70 and Connections
1.30AM Mo	2.00PM Mo	7.00PM Mo	Lv St. Louis Ar	6.30AM Tu	11.45AM Tu	3.00AM We	6.30AM Tu
8.32PM Mo	6.20AM Tu	8.50AM Tu	Ar Atchison Lv	3.00PM Mo	11.45PM Mo	6.00AM Tu	5.00PM Mo
5.00AM Tu	10.00AM Tu	10.00AM Tu	Ar St. Joseph Lv	.....	7.45PM Mo	.....	4.00PM Mo
6.45AM Tu	6.45AM We	6.45AM We	Ar Lincoln Lv	11.00PM Su	.....	.....	.....
6.15AM Tu	5.45PM Tu	2.00AM We	Ar Omaha Lv	6.00AM Mo	4.15PM Mo	8.00PM Mo	.....

JOPLIN, WICHITA, HUTCHINSON, TOPEKA and SALINA

Train 81 and Connections	Train 79 and Connections	Train 61 and Connections		Train 62 and Connections	Train 78-80 and Conn.
1.30AM Mo	7.30PM Mo	9.30PM Mo	Lv St. Louis Ar	8.00PM We	3.00AM We
.....	12.30PM Tu	.....	Ar Joplin Lv	2.30PM Tu	.....
.....	4.00PM Tu	.....	Ar Wichita Lv	.....	9.15PM Mo
.....	7.00PM Tu	.....	Ar Hutchinson Lv	.....	11.30AM Mo
6.30AM Tu	.....	6.30AM We	Ar Topeka Lv	.....	6.30PM Mo
5.45AM Tu	.....	5.45AM We	Ar Salina Lv	6.00AM Tu	.....

MEMPHIS, HELENA, ALEXANDRIA, BATON ROUGE, NEW ORLEANS and LAKE CHARLES

Train 63 and Connections	Train 361 and Connections	Train 369 and Connections		Train 360 and Connections	Train 370 and Connections	Trains 367-368 & Conn.
6.40PM Mo	.....	.....	Lv St. Louis Ar	.....	.....	6.30PM Tu
.....	7.00PM Mo	10.00PM Mo	Lv Dupo (East St. Louis) Ar	3.00AM We	7.45PM We	5.00PM Tu
8.00AM Tu	8.00AM Tu	5.30PM Tu	Ar Memphis Lv	1.30AM Tu	.....	10.30PM Mo
8.10AM Tu	8.10AM Tu	.....	Ar Helena Lv	11.15PM Mo	.....	.....
7.30PM Tu	7.30PM Tu	7.30AM We	Ar Alexandria Lv	5.00PM Mo	9.20AM Tu	.....
5.30AM We	5.30AM We	4.30PM We	Ar New Orleans Lv	2.00AM Mo	9.00PM Mo	.....
7.00AM We	7.00AM We	7.00AM Th	Ar Lake Charles Lv	7.00AM Mo	9.30PM Mo	.....
5.00PM We	5.00PM We	11.10PM We	Ar Baton Rouge Lv	12.01AM Mo	12.01PM Mo	.....

Ⓐ—Connection at El Paso with Southern Pacific to and from Los Angeles.

Ⓑ—Connection at Salt Lake City with Western Pacific to and from San Francisco.

Ⓒ—Connection at Ogden with Southern Pacific to and from San Francisco.

These schedules are subject to change without notice.

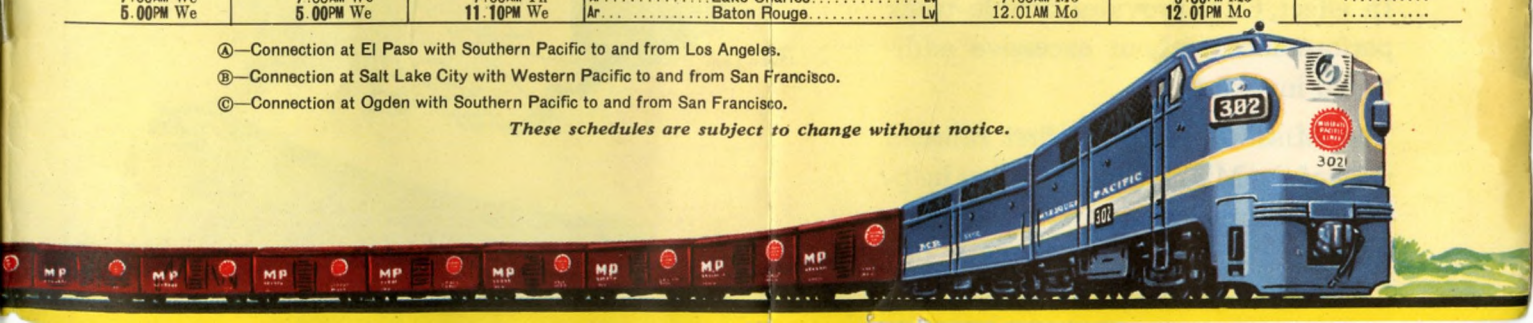

how to see a train 60 miles away

Centralized Traffic Control is an important railroad development *pioneered by* Missouri Pacific which enables one operator to "see" and control trains many miles away. Lights on a central panel indicate the position and progress of every train in the controlled area. The CTC operator can set signals for any train to stop, start, slow down, or side track. In effect, CTC provides double-track performance without excessive additional investment.

The Missouri Pacific, first railroad west of the Mississippi River, has helped write many important new chapters in railroading. "Firsts," like CTC, are part of the Missouri Pacific tradition —planned to move you, and the things you need, even more efficiently and dependably.