




Southern Pacific proudly presents the NEW...

# *Shasta Daylight*

SAN FRANCISCO • PORTLAND



# the Shasta Daylight

*"The million dollar train  
with the million dollar view"*

Introducing a brand new lightweight aluminum streamliner, linking Portland and San Francisco in a 15½-hour daylight run—fastest in history. You leave in the morning, arrive that night. Now, for the first time, you can see virtually the entire Pacific Coast from your train window by day. (Three California *Daylights* already join San Francisco to Los Angeles.)

The *Shasta Daylight* takes you through some of the world's most magnificent scenery. Its huge, "Skyview" picture windows let you see it all. Yet for all its luxurious appointments, the *Shasta Daylight* provides the *lowest fare train service* in existence between Portland and San Francisco.

On the following pages you will see how the lakes, forests, mountains, rivers and resorts of the Northwest served as the inspiration for the design and decoration of America's newest and finest streamliner—the *Shasta Daylight*.



**The friendly Southern Pacific**

# Reclining Chair


The nine Chair Cars are decorated in  
varying Oregon color schemes—  
Crater Lake blues, Summit greens, Canyon  
tans, Cedar reds. “Dreamliner” seats  
of softest foam rubber feature “hammock” suspension.  
“Skyview” picture windows.  
Individual fluorescent lighting.

*Crater Lake National Park—glorious sidetrip from Klamath Falls*



# Car





*Beautiful Odell Lake crowns the summit of the Cascades*

# Dining Car

**F**amous Southern Pacific "Meals Select"  
make the Dining Car a fine restaurant.

Here the celebrated "Salad Bowl" and "Casserole"...



... with second helpings free for the asking, are served.

Decorations for this car  
were inspired by the autumn colors  
near Cascade Summit and Odell Lake.



Coffee

**When** you want "just a snack"  
or an inexpensive meal,  
try this gay, informal Coffee Shop.

(You can get hungry anytime. The Coffee  
Shop Car is always open.)  
Redwood browns, Cascade blues and Cedar  
reds are the basic color tones.

*Mt. Shasta, dominant landmark of your Shasta Daylight trip*



Shop



*"The million dollar train with*



h the million dollar view"... *Shasta Daylight*

# Timberline



# Tavern...

**F**amed Timberline Lodge, high on the  
slope of Mt. Hood,  
furnished the inspiration and color for the Tavern Car.  
The bar front and canopy have panels showing  
Northwest animal life, hand carved in  
native woods, and given a grayed finish.

*Timberline Lodge, year-around resort 6,000 feet up Mt. Hood*




# Parlor

**L**ast car on the *Shasta Daylight* is the Parlor Car,  
with its swank “observation circle.”

Its luxurious chairs and tables  
are set off by Summit green walls,  
Canyon tan drapes and upholstery, and  
Cedar red floor tones, with leaf pattern.

*Magnificent Sacramento River Canyon—seen by Daylight*



# Observation





### SKYVIEW PICTURE WINDOWS

Dotted line indicates size of ordinary train window.



**NO DRAFT  
NO DUST**

Pressurized Air-Conditioning



**FEATHER TOUCH DOORS**



**SOFT TOUCH**

Your own private cloud

## HIGHLIGHTS OF THE


# *Shasta Daylight*

**WINDOWS THAT BREATHE.** Windows on the *Shasta Daylight* are nearly 30% taller and wider than ordinary train windows. Specially designed for viewing mountain scenery, they have a new "breather" sash that keeps them crystal clear. Illustration shows how much more you see through these new "Skyview" picture windows.

**ZONE HEATING.** It's never June and January at the same time in cars on the *Shasta Daylight*. New type zone heating keeps cars at same temperature throughout, quickly compensating for opening of door into vestibule or for cold wind against one side of train. Pressurized air-conditioning system excludes all dirt, dust and drafts.

**FEATHER TOUCH DOORS.** You'll never struggle with a vestibule door on the *Shasta Daylight*. New type door operator automatically opens the door, holds it open while you go through, then closes it again. To operate, just touch the door plate on the outside, or pull the door handle lightly on the inside.

**DREAMLINER SEATS.** Chair car seats on the *Shasta Daylight* are of a new "hammock" suspension design in the seat and back. Each is individually adjustable for recline. Special density foam rubber gives unsurpassed comfort. It's like riding on your own private cloud.



## THE ROUTE OF THE

# *Shasta Daylight*

No train trip in the world can surpass your *Shasta Daylight* trip for scenic attractions. Northbound, you'll cross *San Francisco Bay to Oakland*, where you'll board the train. After brief stops at 16th St. Station in Oakland and *Berkeley*, home of the University of California, you dash 31 miles along the Bay's edge to *Martinez*. Two miles farther on, you cross *Suisun Bay* on S.P.'s great railroad bridge, glide past the *Benicia Arsenal*. Your train races up the broad Sacramento Valley to *Davis*, then on up the west side of the valley to *Gerber*. Soon *Lassen Peak* (America's only active volcano) may be seen from the train windows to the right. Next stop is *Redding*, gateway to *Shasta Dam* and *Lassen Volcanic National Park*. Continuing, your train crosses *Shasta Dam's Lake* on mighty Pit River Bridge, then begins its winding climb through breathtaking *Sacramento River Canyon* to *Dunsmuir*. Soon *Mt. Shasta* (14,161 feet high) comes into view, to remain the dominant feature of the landscape for hours. Twenty miles beyond the California-Oregon state line, you arrive at *Klamath Falls*, gateway to *Crater Lake National Park*. You're now well into the *Cascade Mountains* with their vast expanse of virgin forest. You reach the summit (4,844 feet)

and you see beautiful *Odell Lake*—follow its south shore for four miles. Descending the north slope of the Cascades, you pick up the *Willamette River* which you follow into *Eugene*, home of the University of Oregon, then *Albany* and on to *Salem*, capital of Oregon and last stop before *Portland*.



**S**outhern Pacific has Four Scenic Routes serving the West, of which the Shasta Route is but one (see map). On a trip East (or from the East to California) you can go on one S.P. route, return on another S.P. route and see *twice as much*, at little or no additional rail ticket cost from most points. Fine, fast, modern trains serve you all the way.

**"The million dollar train with the million dollar view"** ● ●

Shasta Daylight cars built by Pullman-Standard Car Manufacturing Company



# *Shasta Daylight*

CLAUDE E. PETERSON

*Vice President, System Passenger Traffic*

SOUTHERN PACIFIC COMPANY, San Francisco 5, California

# *Shasta Daylight*

SAN FRANCISCO • PORTLAND

*"The million dollar train  
with the million dollar view"*

**S·P**

**The friendly Southern Pacific**