



Standard 50-foot box car is only this long

King-size car for shippers

In shipping freight, heavier volume loading is the key to lower costs—for both shippers and carriers. This new S.P. “king-size” box car has over 60 feet of load space. It can carry about twenty percent more freight than the standard 50-foot box car in general use today.

To protect fragile shipments, these new king-size cars are equipped with shock-absorbing Hydra-Cushion under-

frames (developed by S.P.). Moreover, many will have interior load protection devices that lock the load in place to prevent shifting. Big double doors open sixteen feet wide for fast, economical loading and unloading.

Thirteen hundred of these S.P. king-size cars will be moving freight for shippers this year—another example of how Southern Pacific research helps reduce shipper costs by developing efficient transportation equipment designed for maximum loading and use.

King-size view for travelers

How's this for sightseeing? Picture-book views of California's coastal foothills and sparkling shoreline; the scenery panorama that only a Dome Car provides; *plus* your favorite refreshments in an atmosphere of total relaxation!

This is the way to travel between Los Angeles and San Francisco—on S.P.'s famous *Coast Daylight*, now featuring a Dome Lounge Car to make this daytime ride more memorable than ever. You'll also find a Dome Lounge Car on S.P.'s *Shasta Daylight* that takes you past Mt. Shasta and through the Cascades on the day trip between the San Francisco Bay Area and Portland.

And if you're traveling on a budget, you'll appreciate S.P.'s low fares, generous baggage allowances, and the automatic food service cars now on many S.P. streamliners.



REPRESENTATIVES

GENERAL OFFICERS

W. G. PEOPLES, Vice-President, System Freight Traffic.....
R. M. GILMORE, General Passenger Traffic Manager.....
San Francisco 5, Cal., and Houston 2, Tex.

EASTERN TRAFFIC OFFICERS

C. E. WARD, General Traffic Manager..... Chicago 3, Ill.
C. F. HEAD, Assistant to General Traffic Manager..... Chicago 3, Ill.
WALTER M. HOLMES, JR., Assistant to General Traffic Manager..... Chicago 3, Ill.

Midwest Territory—

P. E. CARNECK, Traffic Manager..... Chicago 3, Ill.
C. F. SMURR, Assistant Traffic Manager..... Detroit 26, Mich.
K. R. WYMA, Assistant Traffic Manager—Rates..... Chicago 3, Ill.

Eastern Territory—

J. J. HARR, Traffic Manager..... New York 6, N. Y.
J. E. BLACKBURN, Assistant Traffic Manager..... New York 6, N. Y.

TRAFFIC DEPARTMENT—TEXAS AND LOUISIANA CHIEFS

GEO. E. MILLER, General Traffic Manager..... Houston 2, Tex.
G. E. SCHOLIBO, Assistant General Traffic Manager..... Houston 2, Tex.
W. W. GUINN, Assistant to General Traffic Manager..... Houston 2, Tex.
E. L. BOURG, Assistant to General Traffic Manager..... Houston 2, Tex.
E. W. CRABBE, Assistant to General Traffic Manager..... Houston 2, Tex.
HENRY BEST, Traffic Manager—Rates and Divisions..... Houston 2, Tex.
C. W. MURRELL, Manager of Industrial Development..... Houston 2, Tex.
J. L. BART, JR., Public Relations Manager..... Houston 2, Tex.
C. J. GOOD, Mail, Baggage and Express Traffic Manager..... Houston 2, Tex.

Central District—

H. F. DENNIS, General Freight and Passenger Agent..... Houston 2, Tex.

Eastern District—

I. A. WELLS, General Freight and Passenger Agent..... New Orleans 12, La.

Northern District—

E. J. SCHAFER, General Freight and Passenger Agent..... Dallas 1, Tex.

Western District—

H. G. OLIVER, General Freight and Passenger Agent..... El Paso, Tex.

TRAFFIC DEPARTMENT—PACIFIC LINES

R. M. GILMORE, General Passenger Traffic Manager..... San Francisco 5, Cal.
L. G. CROCKET, Asst. General Passenger Traffic Manager..... San Francisco 5, Cal.
J. W. MURPHY, Asst. General Passenger Traffic Manager..... San Francisco 5, Cal.
H. E. MOGLER, General Passenger Agent..... San Francisco 5, Cal.
A. G. SHEA, General Public Relations Manager..... San Francisco 5, Cal.
J. L. KOHN, General Advertising Manager..... San Francisco 5, Cal.
H. S. ORNER, General Mail Baggage and Express Traffic Manager—System..... San Francisco 5, Cal.
T. B. LOCHHEAD, Mgr. System Dining Car Operations..... West Oakland, Cal.

W. G. PEOPLES, Vice-Pres., System Freight Traffic..... San Francisco 5, Cal.
E. J. LARSON, Asst. V. P., System Freight Traffic..... San Francisco 5, Cal.
A. E. KRIEBEL, Asst. V. P., System Freight Traffic..... San Francisco 5, Cal.
A. G. PARKER, Asst. to V. P., System Freight Traffic..... San Francisco 5, Cal.
M. P. SAYLES, Asst. to V. P., System Freight Traffic..... San Francisco 5, Cal.
R. J. ZIKA, F. T. M., Rates and Divisions..... San Francisco 5, Cal.
F. C. HUDSON, F. T. M., Rates and Divisions..... San Francisco 5, Cal.
W. H. SCHULZE, F. T. M., Rates and Divisions..... San Francisco 5, Cal.
L. E. HOYT, Manager of Industrial Development..... San Francisco 5, Cal.
H. E. MCNAUGHT, Manager Perishable Freight Traffic..... San Francisco 5, Cal.
D. W. WICKS, Manager, Trailer-Flatcar Traffic..... San Francisco 5, Cal.

San Francisco District—

W. P. SPACKMAN, District Passenger—Public Relations Representative.....
San Francisco 5, Cal.

Central District—

R. M. GILMORE, General Passenger Traffic Manager..... San Francisco 5, Cal.
W. F. MCGOWAN, Freight Traffic Manager..... San Francisco 5, Cal.
E. N. BROWN, Asst. Freight Traffic Mgr..... San Francisco 5, Cal.
S. R. CHRISTENSEN, Asst. Freight Traffic Mgr., Rates and Divisions..... San Francisco 5, Cal.
M. E. MITCHELL, Asst. to Freight Traffic Manager..... San Francisco 5, Cal.
D. T. DAGGETT, Industrial Agent..... San Francisco 5, Cal.

Northern District—

E. C. ORDWAY, Traffic Manager..... Portland 4, Ore.
B. S. QUAYLE, Asst. Traffic Manager..... Portland 4, Ore.
W. H. FRANCIS, Asst. Traffic Manager..... Portland 4, Ore.
H. M. ORTIZ, Public Relations Manager..... Portland 4, Ore.
P. ANACABE, Industrial Agent..... Portland 4, Ore.
H. F. CANNARD, General Agent, Trailer-Flatcar Traffic..... Portland 4, Ore.

Southern District

V. L. ARENTH, Traffic Manager..... Los Angeles 14, Cal.
J. H. PRUETT, JR., Assistant Traffic Manager..... Los Angeles 14, Cal.
E. E. PORTWOOD, Assistant Traffic Manager..... Los Angeles 14, Cal.
F. M. GUBERIN, General Freight and Passenger Agent..... Los Angeles 14, Cal.
G. W. R. McCLELLAND, General Industrial Agent..... Los Angeles 14, Cal.
D. R. AUSTIN, General Agent, Trailer-Flatcar Traffic..... Los Angeles 14, Cal.
R. W. KING, Public Relations Manager..... Los Angeles 14, Cal.

Arizona District—

F. E. WHITCHER, Traffic Manager..... Phoenix 4, Ariz.
M. K. SPAULDING, Assistant Traffic Manager..... Phoenix 4, Ariz.
F. W. LAWELL, Industrial Agent..... Phoenix 4, Ariz.

New Mexico District—

H. G. OLIVER, General Freight and Passenger Agent..... El Paso, Tex.

GENERAL INFORMATION

TIME—Pacific Time is used on all Lines of the Southern Pacific except at Ogden, Utah, and between Yuma, Ariz., El Paso, Texas, and Tucumcari, N.M., where Mountain Time is used and between Ysleta, Texas, and New Orleans, La., where Central Time is used. Time from 12:01 midnight to 12:00 noon (A. M. time) is shown in light faced figures; time from 12:01 noon to 12:00 midnight (P. M. time) is shown in dark faced figures.



STOPPING TRAINS ON FLAG—Where trains are scheduled to stop on flag, please give advance notice to agent or conductor so necessary arrangements may be made.



CHECK YOUR BAGGAGE AND ENJOY YOUR TRIP—You can enjoy your Southern Pacific journey so much more if you check your baggage one day or more before you leave and carry the things you'll need aboard in a small handbag. Checking service charges are nominal—25 cents per suitcase or 50 cents per trunk, where applicable.



HOW HEAVY? HOW BIG? HOW MUCH?—150 pounds of baggage valued at \$100 may be checked on each adult first class or coach ticket, and 75 pounds valued at \$50 on each child's ticket, except that on Special Coach tickets only 100 pounds may be checked on adult ticket and 50 pounds on each child's ticket. No single piece in excess of 300 pounds or 72 inches in any dimension may be checked as baggage. Corrugated paper boxes used for personal baggage are limited to \$25.00 value and should not exceed fifty pounds in weight. Excess value may be declared when your baggage is checked at a charge of 25 cents for each additional \$100. Limit of value allowance on baggage of any one passenger or a single piece of baggage belonging to more than one passenger is \$2,500. Baggage and Personal Effects Insurance may also be purchased at principal baggage and ticket offices.



Storage will be charged on each piece inbound or outbound, checked or not checked, remaining over 24 hours, such baggage being held at owner's risk.



SPECIAL DELIVERY BAGGAGE SERVICE—You may check your baggage Special Delivery direct to home, hotel, steamship dock, etc., when traveling between the larger cities in the United States and Canada. Under the arrangement baggage will be called for at residences, hotels or business houses and checked direct as above by an authorized responsible transfer company who will make their regular service charge. Arrangements can be made for this service (at the same time tickets are purchased), at our Baggage Room, or by telephoning our authorized transfer company.

PERSONAL HAND BAGGAGE

PORTER SERVICE—A Red Cap Porter will gladly handle your hand baggage. This service is available at our principal stations. Regular tariff charge is collected by Red Cap Porters who will issue a check for each piece at the time property is offered for handling. Liability will not exceed \$50 per hand trunk, suitcase, etc., and contents—nor more than \$10 for each box, bundle or package, unless a greater value is declared in writing at time of checking. No bag or article exceeding \$500 in value will be accepted for handling by Red Cap Porters.



TRAIN TO TAXICAB CHECKING—This service will expedite the handling of your luggage. Prior to arrival at Tucson, Phoenix, Los Angeles, San Francisco, Oakland 16th Street or Portland, your Pullman Car Porter or Chair Car Porter will check your hand baggage direct to the taxicab stand. You may then detrain and proceed direct to the taxi stand. Your baggage will promptly follow. We recommend this specialized convenient service.

HAND BAGGAGE BETWEEN TRAINS—To relieve you of your hand baggage during your stay between trains and providing you hold Pullman, parlor car or reserved seat car reservations on an outbound train departing the same day, arrangements have been made whereby:

At LOS ANGELES, SAN FRANCISCO or OAKLAND 16TH STREET—

1. If your outbound train leaves within one hour after your arrival, Red Cap Porters meeting your train will check your hand baggage upon detraining and transfer it to your space on the outbound train. Charge 25c per piece.
2. If your outbound train leaves more than one hour after your arrival, the Pullman or Chair Car Porter on your inbound train will check your hand baggage direct to your outbound space. Charge 50c per piece.

At NEW ORLEANS—You may arrange with Red Cap Porter meeting your train for transfer of your hand baggage to your outbound space. Charge on each piece is 25c.



At CHICAGO—

1. If you are a Pullman passenger on the "City of San Francisco" or "Golden State" and hold Sleeping Car space on the "Twentieth Century Limited", "Capitol Limited", "Broadway Limited", "The General", "Abraham Lincoln", "Columbian" or "New England States", your Pullman Porter will arrange for the transfer of your hand baggage to your outbound space. This arrangement applies in either direction. Charge \$1.05 per piece.
2. Passengers holding through tickets, wishing to visit in Chicago and having three hours or more between trains, may, upon arrival in Chicago, deliver their hand baggage to Railroad Transfer, Inc., Agent or Stewardess and secure claim check for it. The baggage will be transferred to parcel room of the station from which departure will be made and should be claimed on presentation of claim check. Charge for this service is the usual parcel checking fee plus a charge of 25 cents per piece.

Free Self-Serving Luggage Carts available at many S.P. Stations.

STATION INDEX

SPECIAL NOTICE—Due to necessity we are sometimes required to revise schedules on such short notice as to make it impractical to inform our patrons through new time table folders. The schedules and information shown herein are therefore subject to change without notice. Every reasonable effort is made to insure accuracy in these time tables and to maintain schedules shown. However, no responsibility is assumed for possible errors or for inconvenience or damage resulting from delayed trains or failure to make connections, such matters generally being due to conditions beyond our control.

Table No.	Table No.	Table No.
A	E	F
Alamogordo, N. M. 3, 13	El Centro, Cal. 5, 7	Fallon, Nev. 23
Albany, N. Y. 24	Elko, Nev. 17	Fall River Mills, Cal. 40
Albany, Ore. 25, 29	El Paso, Tex. 1, 3, 4, 6, 8, 10, 11, 13, 14	Fernbridge, Cal. 31
Alderpoint, Cal. 31	El Portal, Cal. 52	Fernley, Nev. 45, 46
Alhambra, Cal. 4, 6	Ely, Nev. 20, 23	Firebaugh, Cal. 51
Alpine, Tex. 1, 11	Englewood, Ill. 3, 13	Fortuna, Cal. 31
Alturas, Cal. 22, 40	Eugene, Ore. 25, 30, 32	Fort Bragg, Cal. 33
Amarillo, Tex. 3, 13	Eureka, Cal. 31, 32, 39	Fort Ord, Cal. 45, 47
Ashland, Ore. 30, 34	Eureka, Nev. 23	Fort Worth, Tex. 1, 6
Atascadero, Cal. 45	Evansville, Ind. 24	Franklin, La. 1, 11
Atherton, Cal. 55, 56		Fresno, Cal. 17, 51, 52
Atlanta, Ga. 2, 12	G	Fruitvale, Cal. 50
Auburn, Cal. 17	Gaviota, Cal. 45	
Austin, Nev. 23	Gerber, Cal. 25	
	Geyserville, Cal. 31	
B	Giant Forest, Cal. 53	
Baker, Ore. 43	Gilroy, Cal. 45	
Bakersfield, Cal. 17, 51	Glendale, Cal. 45, 51	
Baldwin, La. 1, 11	Globe, Ariz. 10	
Baltimore, Md. 24	Goleta, Cal. 45	
Battle Creek, Mich. 24	Gonzales, Cal. 45	
Battle Mountain, Nev. 17	Grants Pass, Ore. 30, 32	
Bayshore, Cal. 55, 56	Guadalajara, Mex. 15	
Beaumont, Cal. 4	Guadalupe, Cal. 45	
Beaumont, Tex. 1, 11		
Bellingham, Wash. 27	H	
Belmont, Cal. 55, 56	Hamilton Field, Cal. 31	
Bend, Ore. 41	Harrisburg, Pa. 24	
Benson, Ariz. 4, 6	Hayward, Cal. 50	
Beowawe, Nev. 17	Hayward Park, Cal. 55, 56	
Berkeley, Cal. 17, 25, 51	Hazen, Nev. 17	
Berwick, La. 1, 11	Heber, Cal. 5, 7	
Bieber, Cal. 40	Herington, Kan. 3, 13	
Birmingham, Ala. 2, 12	High Bridge, Tex. 1, 11	
Bisbee, Ariz. 4, 6	(Pecos River) 1, 11	
Boise, Ida. 19	Hillsdale, Cal. 55, 56	
Boston, Mass. 24	Hood River, Ore. 43	
Bradley, Cal. 45	Hopland, Cal. 31	
Brawley, Cal. 5, 7	Houston, Tex. 1, 11	
Brentwood, Cal. 51	Huntington, Ore. 43	
Broadway, Cal. 55, 56	Hutchinson, Kan. 3, 13	
Broussard, La. 1, 11		
Buffalo, N. Y. 24		
Burlingame, Cal. 45, 55, 56		
Burney, Cal. 40		
Butler Road, Cal. 55, 56		
Butte, Mont. 44		
C		
Caldwell, Ida. 19		
Calexico, Cal. 5, 7		
Caliente, Cal. 51		
California Ave., Cal. 55, 56		
Calipatria, Cal. 5, 7		

Table No.	Table No.	Table No.
I	J	K
Idaho Falls, Ida. 44	Jackson, Mich. 24	Kalamazoo, Mich. 24
Idelwild, Cal. 32	Jacksonville, Fla. 2, 12	Kansas City, Mo. 3, 13
Imlay, Nev. 17	Jeanerette, La. 1, 11	Kerman, Cal. 51
Imperial, Cal. 5, 7	Jennings, La. 1, 11	King City, Cal. 45
Indianapolis, Ind. 24	Jordan Valley, Ore. 19	Kings Canyon National Park, Cal. 53
Indio, Cal. 4, 6	Junction City, Ore. 25	Klamath Falls, Ore. 25, 34, 35, 41, 42
Irmo, La. 1, 11		
Irmulco, Cal. 33		
	L	
	Lafayette, La. 1, 11	
	La Grande, Ore. 43	
	Lake Charles, La. 1, 11	
	Lake Tahoe, Cal. 17	
	Lakeview, Ore. 35	
	Lancaster, Cal. 51	
	Lathrop, Cal. 51	
	Liberal, Kan. 3, 13	
	Liberty, Tex. 1, 11	
	Little Rock, Ark. 3, 13	
	Lodi, Cal. 51	
	Logansport, Ind. 24	
	Lordsburg, N. M. 4, 6, 9, 10	
	Los Angeles, Cal. 4, 5, 6, 7, 17, 25, 45, 46, 51	
	Los Banos, Cal. 51	
	Louisville, Ky. 24	
	Lovelock, Nev. 17	
	M	
	Macdoel, Cal. 25	
	Madera, Cal. 51	
	Marfa, Tex. 1, 11	
	Mariposa Big Trees, Cal. 52	
	Martinez, Cal. 17, 25, 51	
	McArthur, Cal. 40	
	McCloud, Cal. 38	
	McCredie Springs, Ore. 25	
	McDermitt, Nev. 19	
	McGill, Nev. 20	
	McPherson, Kan. 3, 13	
	Medford, Ore. 30, 34	
	Memphis, Tenn. 2, 3, 12, 13	
	Mendota, Cal. 51	
	N	
	Nampa, Ida. 19	
	Nashville, Tenn. 24	
	New Iberia, La. 1, 11	
	Newman, Cal. 51	
	New Orleans, La. 1, 2, 11, 12	
	New York, N. Y. 2, 12, 24	
	Niland, Cal. 4, 5, 6, 7	
	Nogales, Ariz. 16	
	Nogales, Mex. 15	
	Nome, Tex. 1, 11	
	Norfolk, Va. 24	
	Norridge, Cal. 45	
	Northspur, Cal. 33	
	Novato, Cal. 31	
	Nubieber, Cal. 40	
	O	
	Oakland, Cal., 16th St. 17, 25, 45, 51	
	Oakland, Cal., 20th and San Pablo. 50	
	Oakridge, Ore. 25	
	Oceano, Cal. 45	
	Ogden, Utah. 17, 44	
	Ojai, Cal. 49	
	Oklahoma City, Okla. 3, 13	
	Olympia, Wash. 26	
	Orange, Tex. 11	
	Ord, Cal. 45, 47	
	Oregon Caves, Ore. 32	
	Oregon City, Ore. 25	
	Oxnard, Cal. 45	
	P	
	Pacific Grove, Cal. 45, 47	
	Palmdale, Cal. 51	
	Palm Springs, Cal. 4, 6	
	Palo Alto, Cal. 45, 55, 56	
	Pasadena, Cal. 4, 6	
	Paso Robles, Cal. 45	
	Patterson, Cal. 51	
	Patterson, La. 11	
	Paul Ave., Cal. 55, 56	
	Pendleton, Ore. 43	
	Petaluma, Cal. 31	
	Philadelphia, Pa. 2, 12, 24	
	Phoenix, Ariz. 4, 6	
	Pismo, Cal. 45	
	Pittsburg, Cal. 51	
	Pittsburgh, Pa. 24	
	Pocatello, Ida. 44	
	Pomona, Cal. 4, 6	
	Portland, Ore. 25, 26, 28, 30	
	R	
	Raceland Jct., La. 1, 11	
	Rayne, La. 1, 11	
	Redding, Cal. 25, 37, 39, 40	
	Redwood City, Cal. 45, 55, 56	
	Redwood Empire Tour. 17, 21, 22, 23	
	Richmond, Cal. 17, 25	
	Richmond, Ind. 24	
	Richmond, Va. 24	
	Rock Island, Ill. 3, 13	
	Roseburg, Ore. 30	
	Rosenberg, Tex. 1, 11	
	Roseville, Cal. 1, 2, 11, 12	
	S	
	Sacramento, Cal. 17, 25, 51	
	Safford, Ariz. 10	
	Salem, Ore. 25	
	Salinas, Cal. 45, 47	
	Salt Lake City, Utah. 17	
	San Antonio, Tex. 1, 11	
	San Ardo, Cal. 45	
	San Bruno, Cal. 55, 56	
	San Carlos, Cal. 55, 56	
	Sanderson, Tex. 1, 11	
	San Diego, Cal. 46	
	San Fernando, Cal. 51	
	San Francisco, 3rd St. 17, 25, 45, 51, 55, 56	
	San Jose, Cal. 45, 50, 55, 56	
	San Leandro, Cal. 50	
	San Lucas, Cal. 45	
	San Luis Obispo, Cal. 45	
	San Mateo, Cal. 45, 55, 56	
	San Miguel, Cal. 45	
	San Rafael, Cal. 31	
	Santa Barbara, Cal. 45	
	Santa Clara, Cal. 55, 56	
	Santa Cruz, Cal. 47	
	Santa Margarita, Cal. 45	
	Santa Rosa, Cal. 31	
	Santa Susana, Cal. 45	
	Saugus, Cal. 51	
	Schriever, La. 1, 11	
	Schulenburg, Tex. 1, 11	
	Scottia, Cal. 31	
	Seaside, Cal. 45, 47	
	Seattle, Wash. 26, 27	
	Sequoia Natl. Park, Cal. 53	
	Shasta Dam. 37	
	T	
	Tacoma, Wash. 26	
	Tehachapi, Cal. 51	
	Templeton, Cal. 45	
	The Dalles, Ore. 43	
	Topeka, Kan. 3, 13	
	Toronto, Ont. 24	
	Tracy, Cal. 51	
	Trinidad, Cal. 32	
	Truckee, Cal. 17	
	Tucson, Ariz. 4, 6	
	Tucumcari, N. M. 3, 13	
	Tulare, Cal. 51, 53	
	Turlock, Cal. 51	
	Twin Falls, Ida. 18	
	U	
	Ukiah, Cal. 31	
	Uvalde, Tex. 1, 11	
	V	
	Vallejo, Cal. 17	
	Vancouver, B. C. 27	
	Vaughn, N. M. 3, 13	
	Ventura, Cal. 45, 49	
	Victoria, B. C. 27	
	Vinton, La. 1, 11	
	Visalia, Cal. 53	
	W	
	Washington, D. C. 2, 12, 24	
	Watsonville, Cal. 47	
	Watsonville Jct., Cal. 45	
	Weaverville, Cal. 39	
	Weed, Cal. 30	
	Weils, Nev. 17, 18, 20	
	Welsh, La. 1, 11	
	Westfir, Ore. 25	
	West Palm Springs, Cal. 4, 6	
	Westwood, Cal. 36	
	Willcox, Ariz. 4, 6	
	Willits, Cal. 31, 33	
	Winnemucca, Nev. 17, 19	
	Woodburn, Ore. 25	
	Y	
	Yosemite National Park, Cal. 52	
	Youngstown, Ohio. 24	
	Yuma, Ariz. 4, 6	

SUNSET ROUTE

NEW ORLEANS - HOUSTON - LOS ANGELES

GOLDEN STATE ROUTE

CHICAGO - KANSAS CITY - EL PASO - LOS ANGELES

Table 1 WESTBOUND		Mls.	Sunset No. 1 Daily	Elev.
12	Lv NEW ORLEANS, LA. (C.T.)	0	10 00	606
12	Lv New Orleans (Carrollton Ave.)	2	10 05	609
10	Lv East Bridge Junction	6	10 15	570
10	Lv Mississippi River Bridge	11	10 25	779
10	Lv West Bridge Junction	11	10 29	844
13	Lv Des Allemands	33		
9	Lv Raceland Junction	41		
18	Lv Schriever	56	11 22	722
11	Lv Morgan City	81	11 51	796
9	Lv Berwick	82		779
14	Lv Franklin	102	12 15	
14	Lv Baldwin	106		
10	Lv Jeanerette	115		
21	Lv New Iberia	126	12 50	
39	Lv Broussard	139		
39	Lv LAFAYETTE	145	1 45	
36	Lv Rayne	161		
26	Lv Crowley	167	2 16	
18	Lv Mermentau	181		
31	Lv Jennings	186	2 43	
25	Lv Welsh	196		
25	Lv Iowa	207		
19	Lv LAKE CHARLES	219	3 55	
20	Lv Sulphur	229		
17	Lv Vinton, Louisiana	242		
10	Lv Orange, Texas	257	4 49	
22	Lv BEAUMONT	279	5 25	
45	Lv Nome	299		
60	Lv Devers	309		
34	Lv Liberty	321		
51	Lv Dayton	327		
85	Lv Crosby	342		
47	Ar Houston	363	7 15	
47	Lv HOUSTON	363	7 45	
107	Lv Rosenberg	400	8 34	
345	Lv Schulenburg	471	9 48	
550	Lv Seguin	538	10 53	
661	Ar San Antonio, Tex.	573	11 35	
661	Lv SAN ANTONIO	573	12 06	
931	Lv Uvalde	665	1 46	
964	Lv Del Rio	743	3 15	
1386	Lv High Bridge (Pecos River)	792	4 15	
2771	Lv Sanderson	871	6 05	
4042	Lv Marathon	931	7 15	
4484	Lv Alpine	962	7 51	
4694	Lv Marfa	988	8 30	
(Set watch back one hour)				
3719	Ar EL PASO, TEX. (M.T.)	1181	11 25	
600	Lv Dallas (C.T.)	0	8 45	
500	Lv Fort Worth	32	10 05	
3719	Ar El Paso (M.T.)	645	10 45	

To Los Angeles—See Table 4

Table 2
CONNECTING SERVICE

Lv New York (E.T.)	Penn.	2 00	9 00
Lv Philadelphia (North)	"	3 26	10 37
Lv Washington, D.C.	Sou.Ry.	6 10	2 45
Lv Atlanta	A.&W.P.	8 25	7 15
Lv Montgomery (C.T.)	L.&N.	12 05	11 15
Ar New Orleans (C.T.)	"	7 35	8 50
Lv New York (E.T.)	Penn.	3 00	7 30
Lv Philadelphia (North)	"	4 29	8 57
Lv Washington, D.C.	Sou.Ry.	8 00	11 55
Lv Atlanta (E.T.)	"	9 30	
Lv Birmingham (C.T.)	"	12 45	9 00
Ar New Orleans (C.T.)	"	8 20	6 35
Lv Chicago (C.T.)	I.C.	7 30	4 30
Lv St. Louis	"	11 55	6 45
Lv Memphis	"	8 15	1 50
Ar New Orleans (C.T.)	"	4 45	9 00
Lv Miami (E.T.)	SAL.	9 00	
Lv Jacksonville	SAL.	5 00	
Ar New Orleans (C.T.)	L.&N.	8 50	

Table 3 WESTBOUND		Mls.	Sunset No. 1 Daily	Golden State No. 3 Daily	No. 39 Mail # Daily
Lv CHICAGO, ILL. (C.T.)	CRI&P.	0	1 00	8 20	
Lv Englewood, Ill.	"	7	1 12	8 33	
Lv Rock Island, Ill.	"	181	4 15	1 00	
Ar Kansas City, Mo.	"	495	9 45	7 55	
Lv MINNEAPOLIS, MINN.	CRI&P.	0	11 15	8 25	
Lv St. Paul, Minn.	"	11	11 45	9 05	
Lv Des Moines, Ia.	"	270	4 37	3 10	
Ar Kansas City, Mo.	"	489	9 10	7 55	
Lv ST. LOUIS, MO.	M.P.	0	4 00	11 47	
Ar Kansas City, Mo.	"	279	9 00	6 45	
Lv ST. LOUIS, MO.	Wab.	0	4 00		
Ar Kansas City, Mo.	"	278	8 55		
Lv KANSAS CITY, MO.	CRI&P.	495	10 15	9 00	
Lv Topeka, Kan.	"	563	11 34	10 20	
Lv Herington, Kan.	"	645	1 10	12 20	
Lv McPherson, Kan.	"	690	1 55	1 10	
Lv Hutchinson, Kan.	"	718	2 30	2 00	
Lv Liberal, Kan.	"	904	6 05	6 10	
Lv Dalhart, Tex.	CRI&P.	1015	7 55	8 35	
Ar TUCUMCARI, N.M. (C.T.)	"	1108	9 30	10 30	
(Set watch back one hour)					
Lv MEMPHIS, TENN. CRI&P.	"	0	10 45	10 00	
Lv Little Rock, Ark.	"	132	1 40	12 45	
Lv Oklahoma City, Okla.	"	487	11 10	11 25	
Ar Amarillo, Tex.	"	762	7 00	6 40	
Ar Tucumcari, N.M. (C.T.)	"	875		9 30	
Lv TUCUMCARI, N.M. (M.T.) S.P.	"	1108	8 45	10 15	
Lv Santa Rosa	"	1167	9 37		
Lv Vaughn	"	1210		11 55	
Lv Carrizozo (To Ft. Stanton)	"	1296	11 51	1 30	
Lv Alamogordo	"	1353	12 43	2 35	
Ar EL PASO, TEX. (M.T.)	"	1440	2 25	4 20	

Table 4 WESTBOUND		Mls.	Sunset No. 1 Daily	Golden State No. 3 Daily	No. 39 Mail # Daily
Lv EL PASO, TEX. (M.T.)	"	0	12 05	2 50	5 20
Lv Deming	"	89	1 30	4 15	6 50
Ar Lordsburg	"	149	2 35	5 20	7 40
Lv Lordsburg	"	149	2 45	6 30	7 50
Lv Willcox	"	222	4 00	6 45	
Ar Benson	"	264	5 05	7 40	
Lv Benson (WGL Bus)	"	0	1 55	8 40	
Lv Bisbee	"	49	3 10	9 55	
Ar Douglas	"	74	3 45	10 30	
Lv Douglas (WGL Bus)	"	0	4 10	4 10	
Lv Bisbee	"	25	4 35	4 35	
Ar Benson	"	74	5 45	5 45	
Lv Benson	"	264	5 05	7 40	
Ar Tucson	"	311	6 15	8 45	11 15
Lv Tucson	"	311	6 35	9 05	11 45
Lv COOLIDGE	"	375	7 45	10 05	
Lv Chandler	"	408	8 14	10 35	
Lv Mesa	"	416	8 25	10 50	
Ar Phoenix	"	432	9 05	11 45	2 25
Lv PHOENIX	"	432	9 25	12 15	2 55
Ar Yuma, Ariz. (M.T.)	"	606	12 20	3 00	5 55
(Set watch back one hour)					
Lv YUMA, ARIZ. (P.T.)	"	606	11 30	2 10	5 20
Lv Niland	"	671	12 35	3 15	
Lv Indio	"	728	1 33	4 15	7 25
Lv West Palm Springs (Palm Springs Station)	"	756	2 08	4 55	
Lv Beaumont	"	777	2 45		
Lv Colton	"	800	3 30	6 15	9 20
Lv Pomona	"	825	4 05	6 45	
Ar Alhambra (Pasadena)	"	851	4 55	7 35	
Ar LOS ANGELES	"	857	5 15	7 55	11 00

For connections to San Francisco and Oakland, see Tables 45 and 51, Pages 12 and 13.

TRAINS 1-2 STREAMLINER SUNSET

EXTRA FARE

Full Lounge Car: New Orleans-Los Angeles.

Sleeping Cars: New Orleans-Los Angeles. (Roomettes, Bedrooms, Compartments, Drawing Rooms.)
Dallas-Los Angeles. Westbound on T. & P. No. 1 to El Paso; Eastbound on T. & P. No. 8 to Dallas. (Roomettes, Bedrooms.)

Chair Cars: New Orleans-Los Angeles. El Paso-Los Angeles. Reclining leg rest seats. Pillow service available at Nominal charge. Reserve seats in advance.

Dining Car: New Orleans-Los Angeles.

Automatic Buffet Car: El Paso - Los Angeles.

Baggage: No checked baggage service Train No. 1 to or from Deming, Lordsburg, Willcox and Benson.

TRAINS 3-4 STREAMLINER GOLDEN STATE

EXTRA FARE

Full Lounge Car: Chicago-Los Angeles (For Pullman passengers.)

Sleeping Cars: Chicago-Los Angeles. (Roomettes, Bedrooms, Compartments, Drawing Rooms.)

Chicago-Phoenix. (Bedrooms, Compartments, Drawing Rooms.) Occupancy at Phoenix until 8:00 AM. Occupancy at Phoenix 9:00 PM.

Chicago-Phoenix. (Returns from Tucson.) (Bedrooms, Compartments, Drawing Rooms.) Occupancy at Phoenix until 8:00 AM. Occupancy at Tucson 9:00 PM. Effective from Chicago December 12, from Tucson December 15.

Minneapolis-Los Angeles. (On R.I. No. 17 to Kansas City; R.I. No. 18 to Minneapolis.) (Roomettes, Bedrooms.) Effective December 1.

Chair Cars: Chicago-Los Angeles. Reclining leg rest seats. Reserve seats in advance.

Minneapolis-Los Angeles. (On R.I. No. 17 to Kansas City, R.I. No. 18 to Minneapolis.)

Dining Car: Chicago-Los Angeles.

Baggage: Checked only to and from certain stations east of Tucumcari. Consult Agent.
No checked baggage service Train No. 4 to or from Benson, Willcox, Lordsburg and Deming. Nor on Trains Nos. 3-4 to or from Vaughn, Carrizozo and Alamogordo.

Table 5

IMPERIAL VALLEY SERVICE WESTERN GREYHOUND LINES (Daily)

Lv Yuma, Ariz. (P.T.)	1 28	9 15	1 30
Ar El Centro	1 33	9 50	2 05
Lv Calexico	12 25	1 15	8 15
Lv Heber	12 35	1 25	8 25
Lv El Centro	1 00	1 50	9 00
Lv Imperial	1 10	2 00	9 08
Lv Brawley	2 30	2 10	9 21
Lv Calipatria			11 09
Ar Niland			11 21
Ar Los Angeles	5 35	7 30	3 20

Most convenient service to Imperial Valley points is available by detouring at Yuma westbound or Los Angeles eastbound using Western Greyhound Lines bus from Yuma or Los Angeles to destination. Rail tickets optionally honored. Rail and bus stations at Niland are located approximately one-half mile apart and only infrequent bus service is available from this point to Imperial Valley destinations.

SUNSET ROUTE

LOS ANGELES - HOUSTON - NEW ORLEANS

GOLDEN STATE ROUTE

LOS ANGELES - EL PASO - KANSAS CITY - CHICAGO

Table 6 EASTBOUND				
Elev.	Mis.	Golden State No. 4 Daily	Sunset No. 2 Daily	No. 40 Mail # Daily
For connections from San Francisco and Oakland, see Tables 45 and 51, Pages 12 and 13.				
297	Lv LOS ANGELES	0	1 00	8 00
466	Lv Alhambra (Pasadena)	6	1 20	8 20
863	Lv Pomona	32	1 55	8 55
973	Lv Colton	57	2 26	9 26
1135	Lv West Palm Springs (Palm Springs Station)	101	3 35	10 35
=10	Lv Indio	129	4 10	11 10
=121	Lv Niland	186	5 10	12 10
147	Lv Yuma, Ariz. (P.T.)	251	6 35	1 35
<i>(Set watch ahead one hour)</i>				
147	Lv YUMA, ARIZ. (M.T.)	251	7 45	2 50
1084	Ar Phoenix	424	10 35	5 40
1084	Lv PHOENIX	440	11 05	6 05
1229	Lv Mesa	424	11 35	6 35
1214	Lv Chandler	447	11 45	6 45
1425	Lv Coolidge	480	12 13	7 13
2386	Ar Tucson	545	1 30	8 25
2386	Lv TUCSON	545	2 00	8 45
3580	Ar Benson	592	3 15	10 00
3580	Lv Benson... (WGL Bus)	0	1 55	1 55
4686	Lv Bisbee	49	3 10	3 10
3979	Ar Douglas	74	3 45	3 45
3979	Lv Douglas... (WGL Bus)	0	4 10	4 10
4686	Lv Bisbee	25	4 35	4 35
3580	Ar Benson	74	5 45	5 45
3580	Lv Benson	592	3 15	10 00
4167	Lv Willcox	634	4 15	10 55
4249	Ar Lordsburg	709	5 40	12 15
4249	Lv Lordsburg	709	5 50	12 25
4337	Lv Deming	767	6 45	1 20
3719	Ar EL PASO, TEX. (M.T.)	857	8 40	3 00
3719	Lv El Paso (M.T.)... T.&P.	0		3 25
500	Ar Fort Worth (C.T.)	613		5 55
600	Ar Dallas (C.T.)	645		7 15

Table 7 IMPERIAL VALLEY SERVICE WESTERN GREYHOUND LINES (Daily)						
Lv LOS ANGELES	2 30	7 00	10 00	12 15	5 45	8 45
Lv Niland	7 49					
Lv Calipatria	7 55					
Lv Brawley	8 09	12 54	4 09	5 29	11 19	1 54
Ar El Centro	8 22	1 07	4 22	5 42	11 32	2 07
Ar Heber	8 30	1 15	4 30	5 50	11 40	2 10
Ar Calexico	8 55	1 40	4 50	6 25	12 00	2 30
	9 05	1 50	5 00	6 35	12 10	2 40
Lv El Centro	9 05		5 15	7 45		2 20
Lv YUMA, ARIZ. (P.T.)	11 35		7 20	10 15		4 55

Table 8 CARLSBAD CAVERNS			
Side trip is made by comfortable air conditioned motor coach from El Paso. Daily Schedule.			
9 30	Lv El Paso (Bus Station)	Ar	7 30
12 45	Ar Carlsbad Caverns	Lv	4 20

Table 9 LORDSBURG, CLIFTON				
952 Mixed	Mis.			953 Mixed
8 35	0	Lv Lordsburg	Ar	8 30
9 55	38	Lv Duncan	Ar	2 00
11 35	70	Ar Clifton, Ariz.	Lv	12 20

Table 10 EL PASO, LORDSBURG, GLOBE Western Greyhound Lines (Rail Tickets Honored) (Daily)				
7 15	Lv El Paso	Ar	2 15	
10 30	Lv Lordsburg	Ar	10 50	
12 35	Lv Safford	Ar	8 47	
2 07	Ar Globe	Lv	7 15	

Table 11 EASTBOUND				
Elev.	Mis.	Sunset No. 2 Daily		
3719	Lv EL PASO, TEX. (M.T.)	0	3 35	
<i>(Set watch ahead one hour)</i>				
4694	Lv Marfa	193	7 54	
4484	Lv Alpine	218	8 23	
4042	Lv Marathon	249	8 52	
2771	Lv Sanderson	309	10 20	
1386	Lv High Bridge (Pecos River)	389	12 00	
964	Lv Del Rio	437	1 15	
331	Lv Uvalde	514	2 38	
661	Ar San Antonio, Tex.	606	5 01	
550	Lv Seguin	641	5 40	
345	Lv Schulenburg	780	6 45	
107	Lv Rosenberg	879	7 52	
47	Ar Houston	915	8 55	
47	Lv HOUSTON	915	9 25	
51	Lv Crosby	836		
85	Lv Dayton	856		
34	Lv Liberty	856		
60	Lv Devers	869		
45	Lv Nome	879		
22	Lv BEAUMONT	899	11 04	
10	Lv Orange, Tex.	921	11 31	
17	Lv Vinton, La.	936		
20	Lv Sulphur	949		
19	Lv LAKE CHARLES	959	12 23	
25	Lv Iowa	970		
25	Lv Welsh	982		
31	Lv Jennings	992	1 00	
18	Lv Mernantau	997		
16	Lv Crowley	1011	1 22	
36	Lv Rayne	1017		
39	Lv LAFAYETTE	1033	2 10	
39	Lv Broussard	1039		
21	Lv New Iberia	1052	2 37	
20	Lv Jeanerette	1063		
14	Lv Baldwin	1072	2 30	
11	Lv Franklin	1076	3 08	
10	Lv Patterson	1090		
9	Lv Berwick	1096		
11	Lv Morgan City	1097	3 33	
18	Lv Schriever	1122	4 00	
9	Lv Raceland Junction	1137		
13	Lv Des Allemands	1145		
10	Lv West Bridge Junction	1167	4 48	
10	Lv Mississippi River Bridge			
10	Lv East Bridge Junction	1172	5 06	
12	Ar New Orleans (Carrollton Ave.)	1175	5 10	
12	Ar NEW ORLEANS (C.T.)	1177	5 30	

Table 12 CONNECTING SERVICE				
Lv New Orleans (C.T.)	L.&N.	5 50	9 00	
Lv Montgomery (C.T.)	A.&W.P.	2 20	6 30	
Lv Atlanta (E.T.)	Sou.Ry.	9 00	12 45	
Lv Washington, D.C.	Penn.	2 10	3 50	
Ar Philadelphia (North)	"	5 02	6 25	
Ar New York (E.T.)	"	7 00	7 55	
Lv New Orleans (C.T.)	Sou.Ry.	9 00	7 45	
Lv Birmingham (C.T.)	"	7 30	3 05	
Lv Atlanta (E.T.)	"	"	8 25	
Lv Washington, D.C.	Penn.	7 00	10 55	
Lv Philadelphia (North)	"	9 25	12 31	
Ar New York (E.T.)	"	10 55	2 05	
Lv New Orleans (C.T.)	I.C.	8 45	11 35	
Ar Memphis (C.T.)	"	6 15	6 55	
Ar St. Louis (C.T.)	"	2 30	7 15	
Ar Chicago (C.T.)	"	7 00	7 00	
Lv New Orleans (C.T.)	L.&N.	5 50	9 00	
Ar Jacksonville (E.T.)	SAL.	9 00	5 30	
Ar Miami (E.T.)	SAL.	4 45	8 35	

Table 13 EASTBOUND				
Elev.	Mis.	Golden State No. 4 Daily	No. 40 Mail # Daily	
3719	Lv EL PASO, TEX. (M.T.)	0	9 10	10 30
4333	Lv Alamogordo	87	10 37	12 05
5449	Lv Carrizozo (To Ft. Stanton)	144	11 45	1 15
5951	Lv Vaughn	230		2 56
4605	Lv Santa Rosa	372	1 51	
4082	Ar TUCUMCARI, N. M. (M.T.)	232	3 05	5 10
<i>(Set watch ahead one hour)</i>				
4082	Lv Tucumcari, N. M. (C.T.)	0		7 00
3665	Lv Amarillo, Tex.	113	11 00	9 30
1194	Lv Oklahoma City, Okla.	388	7 00	5 30
267	Lv Little Rock, Ark.	743	3 35	2 45
262	Ar MEMPHIS, TENN.	875	6 15	5 30
4082	Lv TUCUMCARI, N. M. (C.T.)	332	4 11	6 55
3984	Lv DALHART, TEX. (C.T.)	536	5 38	9 10
2847	Lv Liberal, Kan.	537	7 28	11 55
1541	Lv Hutchinson, Kan.	723	11 18	3 20
1506	Lv McPherson, Kan.	751	10 45	3 46
1340	Lv Herington, Kan.	796	11 38	5 10
905	Ar Topeka, Kan.	878	12 57	6 35
779	Ar KANSAS CITY, MO.	946	2 15	8 15
779	Lv Kansas City, Mo.	0	7 15	11 35
457	Ar ST. LOUIS, MO.	279	12 15	7 13
779	Lv Kansas City, Mo.	0	9 40	
457	Ar ST. LOUIS, MO.	278	2 40	
779	Lv Kansas City, Mo.	0	9 30	9 00
796	Ar Des Moines, Ia.	299	1 40	1 45
722	Ar St. Paul, Minn.	478	6 45	8 15
844	Ar MINNEAPOLIS, MINN.	489	7 30	9 00
779	Lv KANSAS CITY, MO.	946	2 40	9 00
570	Ar Rock Island, Ill.	1260	8 30	4 15
609	Ar Englewood, Ill.	1434	12 07	8 15
606	Ar CHICAGO, ILL. (C.T.)	1441	12 30	8 30

Table 14 EL PASO, MEXICO CITY National Railways of Mexico				
Read Down				Read Up
8 Daily				7 Daily
1 30	Lv Ciudad Juarez, Mex. (C.T.)	Ar		3 30
9 20	Ar Mexico City, Mex. (C.T.)	Lv		8 55

Table 15 NOGALES, GUADALAJARA, MEXICO CITY Pacific Railroad				
2 Daily				1 Daily
4 45	Lv Nogales (M.T.)	Ar		7 00
7 00	Ar Guadalajara (C.T.)	Lv		6 00
6 Daily				6 Daily
8 30	Lv Guadalajara (C.T.)	Ar		8 35
9 00	Ar Mexico City (C.T.)	Lv		8 20

Table 16 TUCSON-NOGALES

Frequent bus service via Citizens Auto Stages. (Daily)

Checked baggage is handled by Pacific Motor Transport truck departing Tucson Monday through Thursday only at 4:30 AM. Passengers destined Nogales or Mexico arriving Tucson Friday Saturday, Sunday or Holidays, should be instructed to check baggage to Tucson only and claim baggage there, rechecking via Citizens Auto Stage to Nogales.

All P.M. time in dark faced figures.

E.T.—Eastern Standard Time. C.T.—Central Standard Time. M.T.—Mountain Standard Time. P.T.—Pacific Standard Time.

#—Chair car only. No meal service. †—Does not stop.

—Below sea level.

■—On Call Taxi service available to holders of tickets reading between El Paso and Los Angeles or points beyond, without charge between Alhambra Station and Southeast corner of Colorado Street and Arroyo Parkway, Pasadena. Consult Agent for details.

—Open for occupancy 9:30 P.M. b—Daily except Sunday.

m—Meal stop.

f—Flag stop to entrain or detrain passengers.

OVERLAND ROUTE

CHICAGO - OGDEN - RENO - SACRAMENTO - OAKLAND - SAN FRANCISCO
ST. LOUIS - KANSAS CITY - DENVER - SALT LAKE CITY - SAN FRANCISCO

Table 17

Elev.	WESTBOUND—Read Down				EASTBOUND—Read Up		
	No. 21 Mail # Daily	San Francisco Overland No. 27 Daily	City of San Francisco No. 101 Daily	Mls.	City of San Francisco No. 102 Daily	San Francisco Overland No. 28 Daily	No. 22 Mail # Daily
595 4298		€ 00 € 40	€ 00 € 40	0 1478	Lv CHICAGO (C.T.) CMSIP&P.....Ar Ar Ogden (M.T.) U.P.....Lv	11 59 9 25	11 59 9 25
480 748 5188 4298		4 00 9 20 8 20 7 00	4 00 9 20 8 20 7 00	0 278 918 1507	Lv St. Louis (C.T.) Wab.....Ar Lv Kansas City (C.T.) U.P.....Ar Lv Denver (M.T.) U.P.....Ar Ar Ogden (M.T.) U.P.....Lv	2 40 9 05 7 55 9 10	2 40 9 05 7 55 9 10
4251 4298		€ 30 7 20	€ 30 7 20	0 36	Lv Salt Lake City.....Ar Ar Ogden.....Lv	▲ 12 30 ▲ 11 35	▲ 12 30 ▲ 11 35
4298 4876 5629 5062 4896 4690 4495 4332 4195 3978 4010 4496 5825 2424 1273 168 42	8 30 9 30 11 00 11 54 12 34 1 05 1 35 2 31 3 06 3 48 4 45 6 42 6 56 7 33 11 10 11 50	7 35 9 27 10 20 10 58 11 53 12 46 1 16 1 55 2 46 3 52 4 45 6 56 7 33 8 04 8 41	7 35 12 12 10 20 10 58 11 53 12 46 1 16 1 55 2 46 3 52 4 45 6 56 7 33 8 04 8 41	0 121 176 227 249 275 307 366 399 439 495 540 570 640 658 676 693	Lv OGDEN, UTAH (M.T.) †.....Ar Lv Montello (P.T.).....Lv Lv Wells.....Lv Lv Elko.....Lv Lv Carlin.....Lv Lv Beowawe.....Lv Lv Battle Mountain (a).....Lv Lv Winnemucca.....Lv Lv Imlay.....Lv Lv Lovelock.....Lv Lv Hazen.....Lv Lv RENO.....Lv Lv Truckee (To Lake Tahoe).....Lv Lv Colfax.....Lv Lv Auburn (R. R. St.).....Lv Lv Roseville.....Lv Ar SACRAMENTO.....Lv	8 40 8 40 4 46 3 50 3 25 2 17 1 24 12 52 12 14 11 25 10 15 9 14 7 03 6 40 6 18 5 45	8 40 8 40 4 46 3 50 3 25 2 17 1 24 12 52 12 14 11 25 10 15 9 14 7 03 6 40 6 18 5 45
42 19 287 417 297	7 45 8 50 11 59 1 58 7 00	b b b b b	b b b b b	0 48 170 278 447	Lv Sacramento.....Ar Lv Stockton.....Lv Lv Fresno.....Lv Lv Bakersfield.....Lv Ar LOS ANGELES.....Lv	5 30 4 25 1 45 11 33 6 30	5 30 4 25 1 45 11 33 6 30
42 51 7 7 10 38 16 9 13	12 25 4 55 9 48 10 12 10 22 10 47 11 05 2 25 2 55	8 56 9 48 10 12 10 22 10 47 11 05 11 20 11 50	8 56 9 48 10 12 10 22 10 47 11 05 11 20 11 50	693 707 733 751 756 770 776 780 786	Lv SACRAMENTO.....Ar Lv Davis.....Lv Lv Suisun-Fairfield.....Lv Lv Martinez.....Lv Lv Crockett (To Vallejo).....Lv Ar Richmond.....Lv Ar Berkeley.....Lv Ar OAKLAND (16th St.) ⊕.....Lv Ar SAN FRANCISCO (3rd St.) ⊕.....Lv	5 35 5 18 4 50 4 26 4 15 3 55 3 45 3 35 3 00	5 35 5 18 4 50 4 26 4 15 3 55 3 45 3 35 3 00

TRAINS 101-102 STREAMLINER
CITY OF SAN FRANCISCO
TRAINS 27-28
SAN FRANCISCO OVERLAND

Dome Lounge Car: Chicago-San Francisco.
Dining Car: Chicago-San Francisco.
Lounge Car: St. Louis-San Francisco.
Dining Car: St. Louis-San Francisco.
Automatic Buffet Car: Ogden - San Francisco
Sleeping Cars:
Chicago-San Francisco. (Roomettes, Bedrooms, Compartments, Drawingrooms.)
St. Louis-San Francisco. Westbound on Wabash-U. P. Nos. 209-9 to Ogden. Eastbound on U. P.-Wabash Nos. 10-210 to St. Louis. (Roomettes, Bedrooms.)
Chair Cars:
Chicago-San Francisco. Reclining leg rest seats.
St. Louis-San Francisco. Westbound on Wabash-U. P. Nos. 209-9 to Ogden. Eastbound on U. P.-Wabash Nos. 10-210 to St. Louis. Reclining leg rest seats.
Ogden-San Francisco.
Reserve seats in advance.
Special service charge applicable.
Pillow service available at nominal charge.
Baggage: Checked baggage service between San Francisco and Reno, Ogden and Omaha, and to Chicago and east. No intermediate service Omaha to Chicago.

All P.M. time in dark faced figures.
C.T.—Central Standard Time.
M.T.—Mountain Standard Time.
P.T.—Pacific Standard Time.
†—Westbound—set watch back one hour.
Eastbound—set watch ahead one hour.
#—Chair Car only. No meal service.
▲—Bus operates from Greyhound Station. Union Pacific Interstate tickets honored.
⊕—Bus service between San Francisco 3rd Street Station, and Oakland 16th St. Terminal via the Bay Bridge, affording a panoramic view of the San Francisco Bay area.
■—Between Battle Mountain and North Battle Mountain motor vehicles provided by S. P. for connection with Trains 22 and 102.
b—W. G. L. connecting Bus leaves Sacramento at 11:05 A.M. for San Joaquin Valley Points
c—Daily except Sunday.
d—Sunday only.
f—Flag stop to entrain or detrain passengers.
w—W. P. Station.

Table 18

TWIN FALLS, WELLS STAGE LINE (Daily)

2 35	4 55	Lv Wells (P.T.).....Ar	2 00	9 10
6 05	8 45	Ar Twin Falls (M.T.).....Lv	12 30	7 40

Table 20

NEVADA NORTHERN R. R. STAGES (Daily)

2 45	Lv Wells.....Ar	10 30
3 45	Ar Currie.....Lv	9 15
4 55	Ar McGill.....Lv	8 20
5 30	Ar Ely.....Lv	8 00

Table 22

WESTERN GREYHOUND LINES (Daily)

5 45	8 25	Lv Reno.....Ar	9 40	6 45
7 40	10 23	Lv Susanville.....Ar	7 16	5 00
10 07	1 22	Lv Alturas.....Ar	5 00	2 45
12 14	3 29	Ar Klamath Falls.....Lv	3 00	12 45

Table 19

BOISE, WINNEMUCCA STAGES (Daily)

11 05	1 40	Lv Winnemucca (P.T.).....Ar	5 05	3 05
12 30	3 10	Lv McDermitt.....Lv	3 45	11 45
3 25	6 00	Lv Jordan Valley (M.T.).....Lv	2 40	12 40
4 55	7 25	Lv Caldwell.....Lv	1 15	11 25
5 15	7 45	Lv Nampa.....Lv	12 45	10 55
5 30	8 25	Ar Boise (M.T.).....Lv	12 05	10 15

Table 21

LAS VEGAS, TONOPAH, RENO STAGES (Daily)

Lv Reno.....Ar	7 00	9 00	2 00	5 00	9 15
Ar Carson City.....Ar	7 45	9 50	2 45	5 45	10 00
Lv Carson City.....Ar	7 05	11 40	1 05	5 10	6 15
Ar Reno.....Ar	7 50	12 30	2 00	6 00	7 00

Table 23

NEVADA CENTRAL MOTOR LINES, INC.
(Rail Tickets Not Honored Beyond Fallon)

8:00	4:30	8:00	Lv Reno.....Ar	8 20	4:30	11 20	6 50
9 20	5 50	9 20	Ar Fallon.....Ar	7:00	3 10	10:00	5:30
		9:40	Lv Fallon.....Ar		2 50		
		12 10	Ar Austin.....Lv		12 40		
		2 10	Ar Eureka.....Lv		10 40		
		6:00	Ar Ely.....Lv		9:45		



A NEW CONVENIENCE—FREE SELF-SERVICE LUGGAGE CARTS AVAILABLE AT MOST SOUTHERN PACIFIC STATIONS

Don't overlook using S.P.'s free self-service luggage carts located in front of the station or at trainside. They're there for your convenience and economy. Just load your luggage, release the hand brake, and away you go.

CONNECTIONS AT CHICAGO AND ST. LOUIS

Table 24

NEW YORK CENTRAL SYSTEM

(A) CHICAGO, BUFFALO, ALBANY, NEW YORK, BOSTON											(B) ST. LOUIS, CLEVELAND, NEW YORK										
90	2	26	28	8	6	La Salle St. Station					39	27	25	17 Ex. Sa.	19 Sa. Only	59	312-16	15-341			
*10 15	*4 05	*4 30	*4 05	*2 00	*9 45	Lv Chicago (C.T.)	Ar	6 35	9 15	9 00	12 15	1 55	4 40								
6 00	10 48		10 48		5 20	Ar Cleveland	Lv						11 45				*9 30	Lv St. Louis (C.T.)	Ar	1 10	
10 40	2 10		2 10	12 51	9 38	Ar Buffalo	Lv	9 10	1 34		3 00	4 50	8 03				8 55	Ar Cleveland	Lv	2 35	
4 20	9 50		7 07	5 55	3 35	Ar Albany	Lv	2 50	8 05	8 40	9 22	10 50	2 35				8 45	Ar New York (E.T.)	Lv	*3 00	
7 55	12 55	9 30		9 00	6 55	Ar New York (E.T.)	Lv	11 15			6 15	7 45	11 15								
9 25			12 25			Ar Boston (E.T.)	Lv	*9 30	*3 15												

(C) CHICAGO-CINCINNATI-WASHINGTON-NORFOLK						(D) CHICAGO-DETROIT														
Central Station						La Salle St. Station														
304	302					303	305	40-20	356	8	354-22						39	17	355	21-357
*4 00	*8 55	Lv Chicago (C.T.)	Ar	1 45	10 05	*8 00	*4 15	*2 00	*9 15	Lv Chicago (C.T.)	Ar	8 00	12 15	3 30	9 40					
8 30	1 55	Ar Indianapolis (E.T.)	Lv	10 45	7 15	11 39	7 42	5 24	12 55	Ar Kalamazoo (E.T.)	Lv	6 17	10 33	1 59	8 00					
10 55	4 50	Ar Cincinnati (E.T.)	Lv	8 30	5 00	12 05	8 08	5 49	1 22	Ar Battle Creek	Lv	5 45	10 05	1 33	7 28					
3 35		Ar Washington (C. & O.)	Lv	5 00		12 58	8 55	6 37	2 25	Ar Jackson	Lv	5 00	9 21	12 49	6 42					
2 57		Ar Richmond (C. & O.)	Lv	5 00		2 30	10 25	8 05	3 55	Ar Detroit	Lv	*3 40	*8 00	11 30	5 15					
5 36		Ar Norfolk (E.T.) (C. & O.)	Lv	*2 05					10 20	Ar Toronto (C.P.)	Lv				8 30					
									7 40	Ar Montreal (C.P.) (C.N.)	Lv				*11 00					

PENNSYLVANIA RAILROAD

(E) CHICAGO, WASHINGTON, NEW YORK															
Union Station					La Salle St. Station										
54-32	50	28	48	22						23	49	29	55	53	
*11 10	*6 30	*5 00	*3 15	*11 15	Lv Chicago (C.T.)	Ar	7 20	8 45	9 00	3 30	9 40				
8 55	4 45	1 34	12 11	9 35	Ar Pittsburgh	Lv	11 30	1 21	2 02	7 30	*12 01				
	2 28	10 24	6 19	5 05	Ar Harrisburg	Lv	6 15	8 35	9 09	1 55					
	5 05			8 05	Ar Baltimore	Lv		6 00							
	6 50			8 55	Ar Washington	Lv		6 00							
	4 30	12 30	8 03	7 20	Ar Philadelphia (North)	Lv	3 07	6 32	7 21	11 32					
	6 05	2 40	9 30	8 55	Ar New York (E.T.)	Lv	*1 35	*5 05	*6 00	*10 00					

(F) CHICAGO-CINCINNATI-NORFOLK						(G) ST. LOUIS, WASHINGTON, NEW YORK										
Union Station						La Salle St. Station										
74	70					71	75	32	30	4					31	3
*10 00	*11 05	Lv Chicago (C.T.)	Ar	3 05	7 30	*7 25	*12 40	*10 15			Lv St. Louis (C.T.)	Ar	12 25	3 45		
1 26	2 40	Ar Logansport (E.T.)	Lv	1 33	5 18	12 25	5 27	3 23			Ar Indianapolis (E.T.)	Lv	8 58	12 25		
5 00	5 55	Ar Richmond (E.T.)	Lv	10 30	1 15	8 45	1 03	11 23			Ar Pittsburgh	Lv	1 03	4 45		
7 30	8 05	Ar Cincinnati	Lv	8 25	10 45	6 50		8 55			Ar Washington	Lv		7 00		
1 30	5 10	Ar Norfolk (E.T.) N. & W.	Lv	*1 05	*6 10	6 05	9 15	8 15			Ar New York (E.T.)	Lv	*4 05	*7 45		

BALTIMORE AND OHIO RAILROAD

(H) CHICAGO-WASHINGTON						(I) ST. LOUIS-WASHINGTON											
Grand Central Station						La Salle St. Station											
8	6	26				9	5	25	7	12	2					11	1
*10 15	*3 40	*3 40	*11 00	Lv Chicago (C.T.)	Ar	8 05	8 20	8 20	3 45	*11 35	*9 45	Lv St. Louis (C.T.)	Ar	7 40	2 00		
9 27	1 34	1 34	9 57	Ar Pittsburgh	Lv	11 00	12 25	12 25	7 00	7 30	5 30	Ar Cincinnati	Lv	11 45	8 10		
5 45	9 00	9 00	6 30	Ar Washington	Lv	*3 00	*5 15	*5 15	*11 10	11 00	7 35	Ar Washington	Lv	*7 35	*6 25		

(J) GULF MOBILE & OHIO R. R. CHICAGO-ST. LOUIS						(K) MONON R. R.										
Union Station						Dearborn Station										
7	5	3	1			2	4	6	8	5						6
*11 25	*8 00	*4 50	*11 15	Lv Chicago (C.T.)	Ar	2 08	9 45	4 40	7 00	*10 00	Lv Chicago (C.T.)	Ar		4 30		
3 50	12 45	7 56	2 33	Ar Springfield	Lv	10 48	6 22	11 52	2 19	7 15	Ar Louisville (E.T.)	Lv		*9 30		
7 08	3 15	10 00	4 43	Ar St. Louis (C.T.)	Lv	*8 58	*4 25	*9 50	*11 45							

(L) ERIE-LACKAWANNA RAILROAD CHICAGO, YOUNGSTOWN, NEW YORK						(M) NICKEL PLATE — ERIE-LACKAWANNA CHICAGO, CLEVELAND, NEW YORK								
Dearborn Station						LaSalle Street Station								
8	2	6				1	5	7						5
*10 00	*8 50	*10 35	Lv Chicago (C.T.)	Ar	7 45	2 55	3 20			*11 30	Lv Chicago (C.T.)	Ar	7 50	
9 45	7 20	7 46	Ar Youngstown (E.T.)	Lv	11 24	7 55	5 00			8 10	Ar Cleveland (E.T.)	Lv	12 20	
2 15	8 00	8 45	Ar New York (E.T.)	Lv	*10 00	*7 00	*12 20			3 00	Ar New York (E.T.) Erie-Lackawanna	Lv	*9 35	

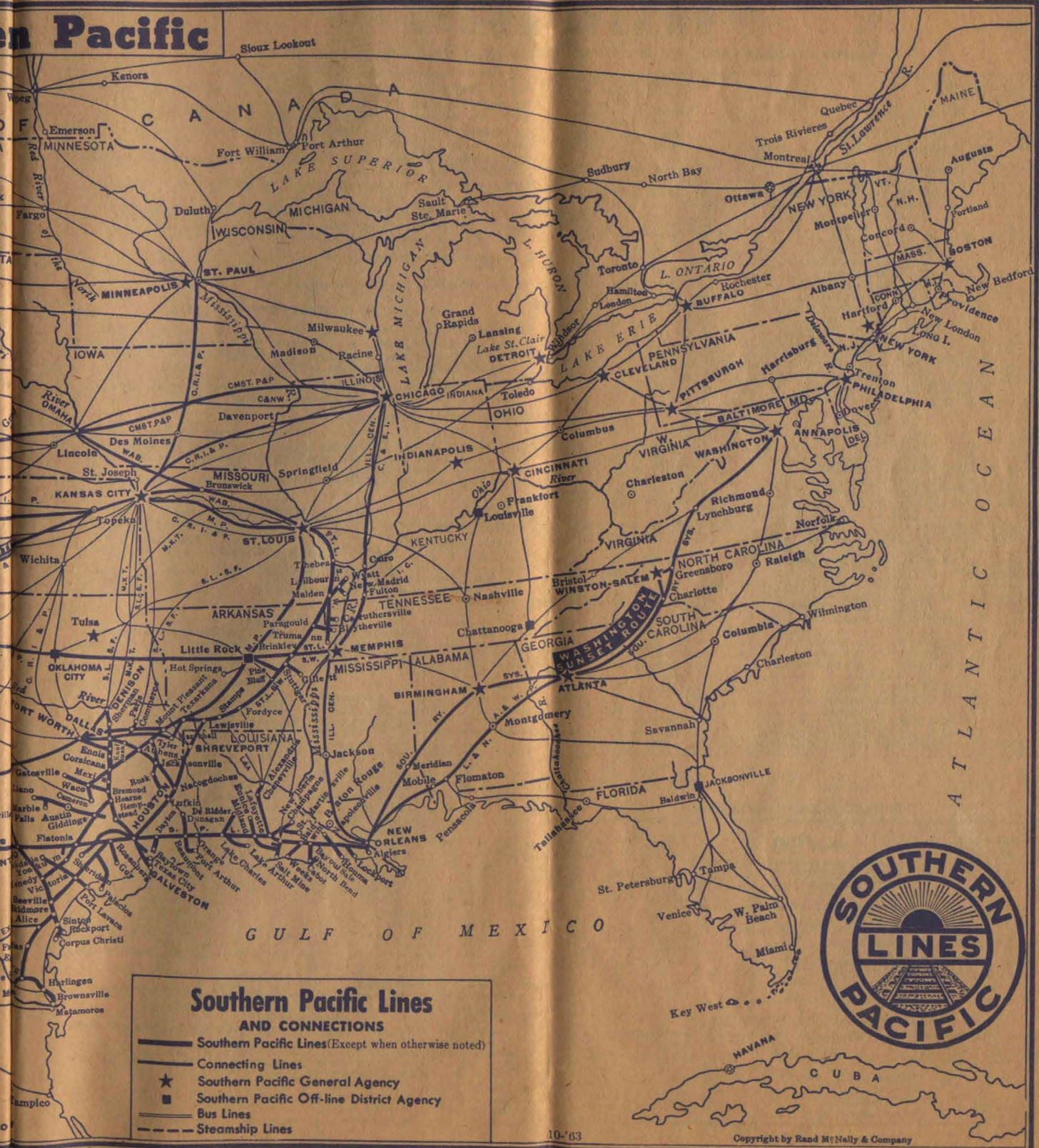
(N) C. & E. I.—L. & N. CHICAGO, ST. LOUIS, EVANSVILLE, NASHVILLE						(O) GRAND TRUNK—CANADIAN NATIONAL RYS. CHICAGO, TORONTO, MONTREAL												
Dearborn Station						Dearborn Station												
95	93-53	93				54	94	92	6	14	20-16					5	15	17
*10 30	*3 45	*3 45	Lv Chicago (C&E.I.)	Ar	9 45	4 45	7 50	*10 40	*8 20	*9 30	Lv Chicago (C.T.)	Ar	6 00	8 10	7 05			
	4 50	4 50	Lv St. Louis (L&N)	Ar	8 15	8 15		3 50	10 10	10 15	Ar Toronto (E.T.)	Lv	6 15	11 10	7 50			
	6 20	9 40	Lv Evansville (L&N)	Lv	3 40	3 40	1 00		7 20	8 00	Ar Montreal (E.T.) (Central Sta.)	Lv	*9 15		*11 59			
	10 20	1 05	Ar Nashville (C.T.) (L&N)	Lv	*11 30	*3 50	*8 20		10 45		Ar Montreal (E.T.) (Windsor Sta.)	Lv		*4 30				







**How to see
TWICE AS MUCH**

Shown on this map are Southern Pacific's four scenic routes across America—the Overland, Golden State, Sunset and Shasta Routes. By going on one of these routes and returning on another, you see **TWICE AS MUCH** of America. All of these routes are served by fine S.P. streamliners.

Southern Pacific



Southern Pacific Lines AND CONNECTIONS

-  Southern Pacific Lines (Except when otherwise noted)
-  Connecting Lines
-  Southern Pacific General Agency
-  Southern Pacific Off-line District Agency
-  Bus Lines
-  Steamship Lines



SHASTA ROUTE

SEATTLE - TACOMA - SPOKANE - PORTLAND - SACRAMENTO - OAKLAND - SAN FRANCISCO

Elev	SOUTHBOUND Read Down			Mls.	Table 25	NORTHBOUND Read Up			
	No. 19 Mail # Daily	Cas- cade No. 11 Daily	Shasta Day- light No. 9 See Note A			Shasta Day- light No. 10 See Note A	Cas- cade No. 12 Daily	No. 20 Mail # Daily	
30	10 00	4 30	7 35	0	Lv PORTLAND, ORE.	Ar	11 40	8 45	9 00
74	10 28			16	Lv Oregon City	Lv			8 22
151	10 45			24	Lv Canby	Lv			8 09
182	10 59			36	Lv Woodburn	Lv			7 59
163	11 25	5 42	8 45	53	Lv SALEM	Ar	10 16	7 22	7 35
213	12 08	6 13	9 16	80	Lv ALBANY	Ar	9 45	6 54	7 01
326				110	Lv Junction City	Lv			
426	1 00	6 55	9 55	124	Ar Eugene	Ar	9 05	6 15	6 00
426	1 30	7 00	10 01	124	Lv EUGENE	Ar	8 59	6 09	4 00
457				128	Lv Springfield	Lv			3 45
1108				165	Lv Westfir	Lv			
1206	2 20			167	Lv Oakridge	Lv			2 50
2076				178	Lv McCredle Springs	Lv			
4885	4 10			211	Lv Cascade Summit	Lv			1 01
4779	4 25			219	Lv Crescent Lake	Lv			12 50
4759	4 50			244	Lv Chemult	Lv			12 06
4188	5 35			291	Lv Chiloquin	Lv			11 20
4105	6 15	11 20	2 15	318	Ar Klamath Falls	Ar	4 45	1 55	10 50
4105	6 45	11 30	2 25	318	Lv KLAMATH FALLS	Ar	4 35	1 45	10 15
4241	7 14			340	Lv Dorris, Cal.	Lv			9 40
4261	7 28			351	Lv Macdoel	Lv			9 21
3551	8 59			410	Lv Mt. Shasta	Lv			7 50
2286	9 30	2 05	4 50	425	Ar Dunsuir	Ar	2 05	11 05	7 20
2286	10 00	2 10	4 55	425	Lv Dunsuir	Ar	2 00	10 55	6 50
554	11 40	3 40	6 25	482	Lv REDDING	Lv	12 25	9 18	5 10
251	1 00	4 40	7 15	526	Ar Gerber	Lv	11 42	8 35	3 55
251	1 15	4 45	7 20	526	Lv Gerber	Ar	11 35	8 30	3 40
51	3 05	6 30	9 15	639	Ar Davis	Lv	9 55	6 40	1 55
51	6 45	6 40	9 20	0	Lv Davis	Ar	9 40	6 20	12 05
42	7 10	7 05	9 45	13	Ar SACRAMENTO	Lv	9 15	5 55	11 40
42	5 55	5 55	8 40	0	Lv SACRAMENTO	Ar	10 25	7 10	
51	6 20	6 20	9 05	13	Ar Davis	Lv	10 00	6 45	
51	3 35	6 35	9 19	639	Lv Davis	Ar	9 50	6 35	1 15
7	4 07	7 03	6 66	666	Lv Suisun-Fairfield	Lv	9 19	6 03	
7		7 35	10 07	683	Ar Martinez	Lv	9 00	5 40	
7		8 27	10 25	0	Lv Martinez	Ar	8 27	5 00	
287		11 59	2 30	170	Lv Fresno	Lv	5 20	1 45	
297		7 00	10 00	447	Ar LOS ANGELES	Lv	9 30	6 30	
7		7 35	10 07	683	Lv Martinez	Ar	9 00	5 40	
10		7 45		685	Lv Crockett	Lv		5 14	
38		8 10		639	Ar Richmond	Lv		4 54	
16		8 30	10 45	707	Ar Berkeley	Lv	8 24	4 45	
9	5 15	8 45	10 55	709	Ar OAKLAND (16th St.)	Lv	8 15	4 35	11 40
13	5 50	9 20	11 30	715	Ar SAN FRANCISCO (3rd St.)	Lv	7 35	3 50	11 10

PORTLAND, TACOMA, SEATTLE (Daily)

U.P. 458	N.P. 408	G.N. 460	Mls.	Table 26	U.P. 457	G.N. 459	N.P. 407	
				Lv Seattle (King St. Sta.)	Ar		5 30	9 15
				Lv Seattle (Union Sta.)	Ar	1 30		
5 00				Lv Tacoma, Wash.	Ar	12 27	4 29	8 10
6 02	1 11	9 01	39					
	1 20	9 10		Lv Olympia	Ar	12 15		7 55
7 11	2 17	10 14	93	Lv Centralia	Lv	11 23	3 21	7 06
7 18	2 24	10 21	96	Lv Chehalis	Lv	11 13	3 11	6 56
9 15	4 15	12 20	183	Ar Portland, Ore.	Lv	9 30	1 30	5 15

SEATTLE, VICTORIA, VANCOUVER (Daily)

C.P. S.S. b	G.N. 359	G.N. 357	Mls.	Table 27	G.N. 358	G.N. 360	C.P. S.S. b
				Lv Vancouver, B. C.	Ar	11 59	6 40
				Lv Victoria	Ar		
	2 16	9 25	58	Lv Bellingham	Lv	10 29	5 10
	4 45	11 59	156	Ar Seattle (King Str. Sta.)	Lv	8 00	2 45

NOTE A—DAILY AND TRI-WEEKLY SCHEDULES OF THE "SHASTA DAYLIGHT"

*Tri-Weekly: September 14, 1963 through December 15, 1963.
Daily: December 16, 1963 through January 12, 1964.
*Tri-Weekly: January 13, 1964 through May 29, 1964.
Daily: May 30, 1964 through September 13, 1964.
*During periods of Tri-Weekly service, trains will operate Northbound from San Francisco on Sundays, Wednesdays and Fridays.
Southbound from Portland on Mondays, Thursdays and Saturdays.

TRAINS 9-10 STREAMLINER SHASTA DAYLIGHT

Chair Cars: Portland-San Francisco. Reserve seats in advance.
Special service charge. See Note B. Porter Service. Radio.
Dome-Lounge Car: Portland-San Francisco.
Automatic Buffet Car: Portland-San Francisco.

TRAINS 11-12 STREAMLINER CASCADE

Full Lounge Car: Portland-San Francisco.
Sleeping Cars: Seattle-San Francisco. (On N.P. No. 408 to Portland and U.P. No. 457 to Seattle. (Roomettes, Bedrooms, Compartments, Drawing Rooms.)
Portland-San Francisco. (Roomettes, Bedrooms).
Chair Cars: Portland-San Francisco. (Reclining Seats. Reserve in advance.) Special service charge. See Note B. Pillow service available at nominal charge.
Dining Car: Portland-San Francisco.

NOTE B—Service Charge of \$1.50 is made for each chair car seat occupied by adult, or child of any age, between San Francisco or Oakland and Portland; proportionate charges to and from intermediate points.

Table 28 PORTLAND, SPOKANE (Daily)

U.P. 18-20	SP&S 4	SP&S 2	Mls.	STATIONS	SP&S 1	SP&S 3	U.P. 19-11	
9 45	9 45	3 00	0	Lv Portland	Ar	7 00	5 45	9 00
9 45	5 45	10 00	377	Ar Spokane	Lv	11 50	9 40	11 10

Table 29 ALBANY—CORVALLIS
Western Greyhound Lines Bus (Daily) Rail Tickets Honored

8 07	4 03	11 43	8 23	Lv Albany	Ar	9 25	1 47	7 02	10 17
8 29	4 25	12 05	8 43	Ar Corvallis	Lv	9 08	1 30	6 45	10 00

SISKIYOU LINE SERVICE
Eugene - Grants Pass - Medford - Ashland - Dunsuir
Western Greyhound Lines Bus (Daily) Rail Tickets Honored

No. 9	Mls.	Table 30	Elev.	No. 10
7 35	0	Lv PORTLAND, ORE.	Ar	11 40
9 55	124	Ar Eugene	Lv	9 05
▲1 45	0	Lv EUGENE	Ar	4 26
2 18	21	Lv Cottage Grove	Ar	6 43
3 23	61	Lv Sutherlin	Ar	5 20
4 02	75	Lv Roseburg	Ar	4 59
▲4 26	97	Ar Myrtle Creek	Lv	6 09
▲5 45	11▲30	0 Lv Grants Pass	Ar	9 35▲8 00
7 10	1 00	30 Lv Medford	Lv	1370 7 15 5 30
▲7 34	1 24	42 Ar Ashland	Lv	1869 6 06 4 46
	3 12	113 Ar Weed	Lv	3449 4 23 3 03
	3 27	123 Ar Mt. Shasta	Lv	3551 4 06 2 46
▲3 41	130	Ar Dunsuir	Lv	2286▲3 52▲2 32

S.P. rail tickets will be honored on Western Greyhound buses taking passengers from trains at Dunsuir for Siskiyou Line points.

All P.M. time in dark faced figures.
⊕—Bus service between San Francisco 3rd Street Station and Oakland 16th St. Terminal via the Bay Bridge, affording a panoramic view of the San Francisco Bay area.
#—Trains 19-20. Chair Car only. No meal service.
■—Western Greyhound Bus. (S.P. Depot.) Bus connections to and from trains 9-10 operate on same days. See Note A.
▲—Western Greyhound Bus (W.G.L. Depot). (Rail tickets honored.)
□—W.G.L. Bus arrives and departs from W.G.L. stations. At Sacramento, 7th and L Streets. At Davis 141-G Street, one block from S.P. Station.
▲ Train No. 57 Connects with Train No. 10 at Martinez.
b—Canadian Pacific S. S. Service suspended for winter season
f—Flag stop to entrain or detrain passengers.

LOCAL SERVICE AND CONNECTIONS

CALIFORNIA - OREGON and NEVADA

NORTHWESTERN PACIFIC RAILROAD			
Southbound Read Down		Northbound Read Up	
No. 3	Su. We. Fr.	No. 4	Mo. Th. Sa.
Table 31			
10 05	Lv EUREKA	N.W.P.R.R. Ar	7 20
10 31	Lv Fernbridge	Lv	7 51
10 37	Lv Fortuna	Lv	7 47
10 59	Lv Scotia	Lv	6 24
11 35	Lv South Fork	Lv	5 48
12 40	Lv Alderpoint	Lv	4 41
2 28	Lv Dos Rios	Lv	2 51
3 37	Ar WILLITS	N.W.P.R.R. Lv	1 45
3 55	Lv Willits	W.G.L. Bus Ar	1 11
4 30	Ar Ukiah	Lv	12 35
5 00	Ar Hopland	Lv	11 46
5 25	Ar Cloverdale	Lv	11 28
5 40	Ar Geyserville	Lv	11 10
6 15	Ar Santa Rosa	Lv	10 35
6 30	Lv Santa Rosa	Lv	10 20
7 05	Ar Petaluma	Lv	10 09
7 37	Ar Novato	Lv	9 37
7 54	Ar Hamilton Field	Lv	9 19
8 01	Ar San Rafael	Lv	9 12
8 14	Ar SAN FRANCISCO	W.G.L. Bus Lv	9 00
7 50			

TRAINS 3 AND 4 REDWOOD

Streamlined Air Conditioned Chair Car.

#—W.G.L. Bus arrives and departs from N.W.P.R.R. Station at Willits.

‡—W.G.L. Bus Terminal, 7th and Mission Streets, San Francisco. Rail tickets honored.

Table 32			
VIA REDWOOD EMPIRE - BY RAIL AND MOTOR COACH - BETWEEN PORTLAND - GRANTS PASS - EUREKA - SAN FRANCISCO			
▲ 5 30	0	Lv Eureka	W.G.L. Bus Ar ▲ 9 30
6 10	25	Lv Trinidad	" " Ar 8 48
8 15	88	Ar Crescent City	" " Lv 7 15
8 50	88	Lv Crescent City, Calif.	" " Ar 6 40
9 40	115	Lv Idlewild, Calif.	" " Ar 6 52
▲ 10 06	145	Ar Oregon Caves Junction	W.G.L. Bus Lv ▲ 6 18
	165	Ar Oregon Caves	Ore. Caves Stages Lv
		Lv Oregon Caves	Ore. Caves Stages Ar
▲ 10 06	145	Lv Oregon Caves Junction	W.G.L. Bus Ar ▲ 6 18
11 46	175	Lv Grants Pass	" Lv 4 35
3 46	348	Ar Eugene	" Lv 9 55
▲ 7 14	472	Ar Portland	" Lv ▲ 6 15

Side trip is available on most through tickets over Southern Pacific's Shasta Route between Portland, Ore., and San Francisco for \$5.60 additional fare. Trip may be made either southbound or northbound.

Table 33			
WILLITS AND FORT BRAGG			
Via California Western Railroad (Motor Car)			
a 7 35	* 1 50	0	Lv Willits, Calif. Ar 11 45
8 22	2 37	16	Lv Irmulco Ar 10 53
8 30	2 45	19	Lv Northspur Ar 10 45
8 36	2 50	21	Lv Camp Mendocino Ar 10 40
9 30	3 45	40	Ar Fort Bragg, Calif. Lv * 9 45
			b 7 30
			c 6 38
			d 6 30
			e 6 26
			f 6 30

Table 34			
MEDFORD, KLAMATH FALLS			
W.G.L. Bus—(Daily) Rail Tickets Honored			
12 30	Lv Medford	Ar	6 12
12 59	Lv Ashland	Lv	6 52
2 50	Ar Klamath Falls	Lv	4 00

Table 35			
LAKEVIEW, KLAMATH FALLS			
Red Ball Stage Line			
6 30	10 00	Lv Lakeview	Ar 5 30
8 50	12 20	Ar Klamath Falls	Lv 3 00
			11 25
			49 00
			3 00

Table 36			
SUSANVILLE, WESTWOOD			
Mt. Lassen Transit Co. (Bus)			
* 1 30	12 00	Lv Susanville	Ar 11 30
2 15	12 45	Ar Westwood	Lv 10 45
			1 15
			* 12 30

Table 38			
MOUNT SHASTA, McCLOUD			
McCloud River R. R. Co. (Bus)			
Lv Mt. Shasta	* 8 00	10 15	
Ar McCloud	8 30	10 45	
Lv McCloud	* 8 45	4 15	11 45
Ar Mt. Shasta	9 15	4 45	12 15

Table 39			
REDDING, WEAVERVILLE, EUREKA			
Eureka-Redding Stages			
j 2 45	Lv Redding	Ar	k 11 40
4 05	Ar Weaverville	Lv	10 25
4 15	Lv Weaverville	Ar	10 15
j 7 40	Ar Eureka	Lv	k 7 00

Table 40			
REDDING, ALTURAS			
Redding-Alturas Stages (Daily)			
8 00	Lv Redding	Ar	5 20
8 50	Lv Montgomery Creek	Ar	6 40
9 45	Lv Burney	Ar	4 25
10 20	Lv Fall River Mills	Ar	4 00
10 25	Lv McArthur	Ar	3 05
f	Lv Hieber	Ar	2 55
11 10	Lv Bieber	Ar	2 25
12 25	Ar Alturas	Lv	1 05

Table 41			
KLAMATH FALLS, BEND			
Pacific Trailways (Daily)			
4 00	8 15	Lv Klamath Falls	Ar 1 55
6 45	11 00	Ar Bend	Lv 11 05
			9 30
			6 40

Table 42			
KLAMATH FALLS, CRATER LAKE			
Crater Lake Lodge Co. Bus (Daily)			
Season—June 15 to Sept. 10			
Lv Klamath Falls	4 45	Ar Crater Lake	6 15
Lv Crater Lake	12 30	Ar Klamath Falls	2 00
Klamath Falls-Crater Lake Round Trip \$6.60 plus tax			

Table 43			
PORTLAND, HUNTINGTON (Daily)			
106	18	Mls.	(Union Pacific)
			17 105
12 30	9 45	0	Lv Portland Ar 5 00
7 44	11 09	63	Lv Hood River Lv 3 17
2 15	11 55	84	Lv The Dalles Lv 2 30
4 31	3 20	216	Lv Pendleton Lv 11 00
6 45	6 05	290	Lv La Grande Lv 8 40
7 45	7 25	342	Lv Baker Lv 7 22
9 05	8 50	390	Ar Huntington Lv 6 00
			12 16

Table 44			
OGDEN, POCATELLO, BUTTE (Daily)			
35	(Union Pacific)		36
8 55	Lv Ogden	Ar	6 35
11 55	Ar Pocatello	Lv	3 45
12 25	Lv Pocatello	Ar	2 30
1 33	Ar Idaho Falls	Lv	1 13
7 30	Ar Butte	Lv	7 30

All P.M. time in dark faced figures.
 *—Daily.
 ▲—Western Greyhound Lines Bus.
 a—Daily June 12 to Sept. 13.
 b—Daily June 13 to Sept. 14.
 c—Daily except Sunday and Holidays.
 d—Sunday and Holidays only.
 f—Flag stop to entrain or detrain passengers.
 g—On call for one or more passengers.
 h—Saturday only.
 i—Daily except Saturday, Sunday and Holidays.
 j—Monday, Wednesday, Friday.
 k—Tuesday, Thursday, Saturday.

COAST LINE

SAN FRANCISCO — OAKLAND — SAN JOSE — SALINAS — SANTA BARBARA — VENTURA — LOS ANGELES

SOUTHBOUND Read Down					NORTHBOUND Read Up									
Elev	Del Monte No. 126 Daily	No. 90 Mail # Daily	Lark No. 76 Daily	Coast Day-light No. 98 Daily	No. 110 Daily	Mls.	Table 45							
							Coast Day-light No. 99 Daily	No. 151 Daily	Lark No. 75 Daily	No. 91 Mail # Daily	Del Monte No. 141 Daily			
9			8 30	7 35		0	Lv Oakland (16th St.) Special Bus ⊕	6 30		9 05				
13			8 50	8 05		6	Ar San Francisco (3rd St.) ⊕	6 10		8 40				
13	4 50		9 00	8 15	7 05	0	Lv SAN FRANCISCO (3rd St.)	6 00	6 35	8 30		11 15		
27	5 16		9 28		7 32	16	Lv Burlingame		6 35	7 59		10 48		
23					7 36	18	Lv San Mateo		6 35	7 59		10 43		
61	5 38				7 52	25	Lv Redwood City		6 35	7 59		10 28		
99	6 02				8 03	30	Lv Palo Alto	5 19	6 35	7 39		10 16		
99	6 10	12 10			8 09	37	Ar San Jose	4 53	6 35	7 13		9 50		
133	6 41	12 58			8 16	40	Lv SAN JOSE		6 55	6 55	2 35	9 38		
22	7 07	1 26			8 23	47	Lv Gilroy				1 53	9 09		
22	7 08	1 55			8 29	57	Ar Watsonville Jct.			5 48	1 20	8 44		
21	7 21	2 12			8 35	97	Lv Watsonville Jct.			5 40	12 52	8 42		
						107	Ar Castroville				12 37	8 31		
91	7 37					0	Lv ORD (Fort Ord)					8 14		
9	7 47					4	Lv Seaside					8 06		
9	7 50					6	Lv Del Monte					8 03		
9	7 55					7	Ar Monterey					8 00		
47	8 05					9	Ar Pacific Grove Δ					7 45		
21	19 28	2 12				107	Lv Castroville			12 37	17 48			
45	19 45	2 50	12 05			114	Ar SALINAS	3 36	5 19	12 25	17 30			
127		3 12				131	Lv Gonzales			11 15				
184		3 25				140	Lv Soledad			11 01				
334		3 55				160	Lv King City			10 25				
399		4 12				169	Lv San Lucas			10 10				
455		4 31				179	Lv San Ardo			9 58				
541		4 50				192	Lv Bradley			9 40				
617		5 08				203	Lv San Miguel			9 25				
724		5 35	1 46			212	Lv Paso Robles		3 29	9 10				
833		5 55				223	Lv Atascadero			8 45				
240		7 30	3 08			248	Ar San Luis Obispo	12 56	2 25	7 30				
240		7 55	3 18			248	Lv SAN LUIS OBISPO Ar	12 48	2 15	7 00				
38						259	Lv Pismo			6				
20		8 20				262	Lv Oceano			6 25				
82		8 56	3 50			273	Lv Guadalupe		1 39	6 00				
285						284	Lv Casmalia			5 01				
50		9 41	4 20			299	Lv Surf		1 03	3 51				
110		10 07				321	Lv Concepcion			3 35				
96		10 23				336	Lv Gaviota			3 12				
42		11 10				359	Lv Goleta			3 00				
15		11 30	5 48			367	Ar Santa Barbara	10 35	11 44	3 00				
15		11 45	5 55			367	Lv SANTA BARBARA Ar	10 30	11 34	2 30				
51		12 40	6 38			394	Lv Ventura		10 45	1 30				
53		1 05	6 53	4 38		404	Lv Oxnard	9 37	10 22	12 33				
148		1 19				413	Lv Camarillo			12 23				
516		1 36				423	Lv Moorpark			12 12				
971		1 55				434	Lv Santa Susana			12 02				
959		2 07				442	Lv Chatsworth			11 45				
810		2 14				446	Lv Northridge			11 45				
432		2 43	8 02			464	Lv Glendale	8 35	9 20	11 25				
297		3 10	8 30			470	Ar LOS ANGELES	8 15	9 00	11 00				

TRAINS 98-99 STREAMLINER COAST DAYLIGHT
 Dome Lounge Car: San Francisco-Los Angeles.
 Chair Cars: San Francisco-Los Angeles. Porter service.
 Reserve seats in advance. Special service charge applicable in chair cars. See Note A.
 Automatic Buffet Car: San Francisco-Los Angeles.
 Parlor Car: San Francisco-Los Angeles. (With one drawing room.)
 Parlor Observation Car: San Francisco-Los Angeles. (Railroad owned.)
 Baggage: No checked service to or from intermediate points.

TRAINS 75-76 STREAMLINER LARK
 Full Lounge Car: San Francisco-Los Angeles.
 Sleeping Cars: San Francisco-Los Angeles. (Roomettes, Bedrooms, Compartments, Drawing Rooms.)
 Dining Car: San Francisco-Los Angeles. (Serves Dinner and Breakfast)
 Chair Cars: San Francisco-Los Angeles.
 Reserve seats in advance. Special service charge applicable in chair cars. See Note A.
 Pillow service available at nominal charge.
 Baggage: No checked service to or from Paso Robles, San Luis Obispo, Guadalupe or Surf.

TRAINS 126-141 DEL MONTE
 Parlor Snack Lounge Car. (Reserved Seats.) Chair Cars. News Agent Service.
 No baggage service.

Table 46
 LOS ANGELES—SAN DIEGO—A. T. & S. F. Ry. Daily.

	70	72	74	76	78	80
Lv Los Angeles	1 45	7 00	10 15	2 15	6 45	9 15
Ar San Diego	5 00	9 55	1 15	5 10	8 40	11 55
	71	73	75	77	79	81
Lv San Diego	6 00	8 00	12 30	4 30	7 00	9 00
Ar Los Angeles	8 45	10 55	3 25	7 25	9 40	11 50

Table 47
 SALINAS—SANTA CRUZ—MONTEREY—PACIFIC GROVE
 Western Greyhound Lines Bus (Daily)

4 00	7 30	Lv Salinas (S.P. Depot)	Ar	10 07	9 45
4 46	8 11	Ar Watsonville (W. G. L. Sta.)	Lv	9 31	9 07
5 25	8 50	Ar Santa Cruz (W. G. L. Sta.)	Lv	9 00	8 30

13 15	3 46	10 55	15 45	Lv Salinas (S.P. Depot)	Ar	10 15	3 20	10 50	17 50
13 45			16 15	Ar Ord (Fort Ord)	Lv			10 20	17 20
13 55			16 25	Ar Seaside	Lv			10 10	17 05
14 00	4 37	11 42	16 30	Ar Monterey	Lv	9 23	2 33	10 05	17 00
14 10	4 45	11 48	16 40	Ar Pacific Grove	Lv	9 15	2 25	9 55	16 50

Table 48
 MONTEREY—CARMEL
 (Bay Rapid Transit Co. Daily) Purchase tickets to Monterey only.
 15 minutes running time. Lv Monterey and Carmel approximately every hour between 8:00 A.M. and 11:00 P.M.

Table 49
 VENTURA - OJAI
 (Citizens Transit Lines. Daily) Purchase tickets to Ventura only. 35 minutes running time.

Lv Ventura for Ojai	7 10 A.M.	9 05 A.M.	10 35 A.M.	11 15 P.M.	13 20 P.M.	15 40 P.M.
Lv Ojai for Ventura	8 05 A.M.	9 50 A.M.	11 20 A.M.	12 00 P.M.	14 30 P.M.	16 25 P.M.

Table 50
 OAKLAND-SAN JOSE BUS VIA SAN LEANDRO
 Peerless Stages, Oakland Depot 20th and San Pablo. Rail Tickets honored.

Daily	Daily	Daily	Table	Daily	Daily	Daily	Daily		
7 15	6 30	7 20	Lv OAKLAND (20th-San Pablo)	Ar	7 10	7 35	8 05	8 55	9 00
	6 45	7 35	Lv Fruitvale	Ar	6 57		8 42	8 42	8 42
	7 01	7 49	Lv San Leandro	Ar	6 42		7 25	8 13	8 27
	7 40	8 02	Lv Hayward	Ar	6 27	7 05	7 15	8 13	8 12
	7 36	8 23	Lv Centerville	Ar	6 02		6 53	7 52	7 42
8 20	8 15	9 15	Ar SAN JOSE (S.P. Depot)	Lv	6 10	6 20	6 20	7 10	7 00

NOTE A—Service Charge of \$1.00 is made for each chair car seat occupied by adult, or child of any age, between San Francisco and Los Angeles; proportionate charges to and from intermediate points.

- All P.M. time in dark faced figures.
- ⊕—Bus service between San Francisco 3rd Street Station, and Oakland 16th St. Terminal via the Bay Bridge, affording a panoramic view of the San Francisco Bay area.
- ⊖—Trains 90-91: Chair Car only. No meal service.
- ▲—Western Greyhound Lines Bus.
- †—S.P. Station. †—W.G.L. Station.
- △—Taxi Service furnished between Monterey and Pacific Grove, 203 Forest Avenue.
- Sunday and Holidays only.
- ♣—Daily except Sundays and Holidays.
- ⊖—Daily except Saturdays, Sundays & Holidays.
- ♠—Saturday, Sunday and Holidays.
- f—Flag stop to entrain or detrain passengers

SAN JOAQUIN VALLEY LINE

SAN FRANCISCO - OAKLAND - SACRAMENTO - STOCKTON - MERCED - FRESNO - BAKERSFIELD - LOS ANGELES

SOUTHBOUND Read Down				NORTHBOUND Read Up			
Elev	Owl No. 58 Daily	San Joaquin Daylight No. 52 Daily	Mls.	Table 51	San Joaquin Daylight No. 51 Daily	Owl No. 57 Daily	
	13	8 35			6 55	0	
9	9 25	7 30	6	Lv OAKLAND (16th St.) ⊕..... Ar	6 10	9 40	
16	9 34	7 40	9	Lv Berkeley..... Ar	5 58	9 30	
38	9 44	7 49	15	Lv Richmond..... Ar	5 44	9 15	
10	10 05	8 08	29	Lv Crockett (To Vallejo)..... Ar	5 22	8 50	
7	10 25	8 27	36	Lv Martinez..... Lv	5 10	8 32	
27	10 40	8 40	49	Lv Pittsburg..... Lv	4 47	8 13	
67	11 04		62	Lv Brentwood..... Lv	f 7 56		
70	11 30	9 16	82	Ar Tracy..... Lv	4 12	7 37	
60	11 40	9 20	82	Lv Tracy..... Ar	4 07	7 31	
22		9 33	93	Ar Lathrop..... Lv	↓		
42		7 45	0	Lv SACRAMENTO (Nos. 54-53)..... Ar	5 30		
51		8 30	36	Lv Lodi..... Lv	4 40		
19		8 50	48	Lv Stockton..... Lv	4 25		
22	↓	9 45	93	Lv LATHROP..... Ar	↓	↑	
87		10 12	113	Lv Modesto..... Lv	3 23		
102		10 25	126	Lv Turlock..... Lv	3 02		
167		10 47	150	Lv MERCED (To Yosemite)..... Lv	2 38		
273	↓	11 21	184	Lv Madera..... Lv	2 07		
102	f 12 08		107	Lv Patterson..... Lv	f 7 02		
88	f 12 19		119	Lv Newman..... Lv	f 6 50		
101	f 12 23		123	Lv Gustine..... Lv	f 6 47		
118	12 47		140	Lv Los Banos..... Lv	6 32		
119	f 1 04		153	Lv Dos Palos..... Lv	f 6 15		
154	f 1 17		166	Lv Firebaugh..... Lv	f 6 03		
174	f 1 26		174	Lv Mendota..... Lv	f 5 55		
216	f 1 45		193	Lv Kerman..... Lv	f 5 37		
287	2 15	11 50	205	Ar Fresno..... Lv	1 45	5 20	
287	2 30	11 59	205	Lv FRESNO..... Ar	1 35	5 05	
285	3 30	12 45	250	Lv Tulare..... Lv	12 35	4 15	
316	f 3 59	1 15	281	Lv Delano..... Lv	12 05	f 3 35	
417	f 4 31	1 50	313	Ar Bakersfield..... Ar	11 33	3 05	
417	f 4 43	1 58	313	Lv BAKERSFIELD..... Ar	11 25	2 51	
1292	5 13		335	Lv Caliente..... Lv			
3970	6 23	3 38	360	Lv Tehachapi (The Loop)..... Lv	9 53	1 19	
2749	6 59	4 13	380	Lv Mojave..... Lv	9 21	12 45	
2355	7 24	4 38	405	Lv Lancaster..... Lv	8 51	12 02	
2657	f 7 33		414	Lv Palmdale..... Lv		f 11 47	
1172	f 8 58	f 5 58	450	Lv Saugus..... Lv	f 7 30	10 34	
1070	9 20		461	Ar San Fernando..... Ar		10 13	
432	9 43	6 40	477	Ar Glendale..... Ar	6 50	9 60	
297	10 00	7 00	482	Ar LOS ANGELES..... Lv	6 30	9 30	

TRAINS 51-53-52-54 STREAMLINER SAN JOAQUIN AND SACRAMENTO DAYLIGHTS

Automatic Buffet Car: San Francisco-Los Angeles.
 Chair Cars: San Francisco-Los Angeles. Sacramento-Los Angeles.
 Reserve seats in advance. Porter Service.

Service Charge of \$1.00 is made for each chair car seat occupied by adult, or child of any age, between San Francisco and Los Angeles; proportionate charge to and from intermediate points.

TRAINS 57-58 OWL

Sleeping Cars: San Francisco-Los Angeles. (Sections, Roomettes, Bedrooms.)
 Chair Cars: San Francisco-Los Angeles. Pillow service available at nominal charge.
 Automatic Buffet Car: San Francisco-Los Angeles.

All P.M. time in dark faced figures.
 ⊕—Bus service between San Francisco 3rd Street Station, and Oakland 16th St. Terminal via the Bay Bridge, affording a panoramic view of the San Francisco Bay area.
 f—Flag stop to entrain or detrain passengers. ↓—Does not stop at Lathrop station.

Table 52
 YOSEMITE TRANSPORTATION SYSTEM
 Daily

3 45	1 00	0	Lv Merced (Via El Portal) (S.P. Station)..... Ar	10 35	2 15
6 25	3 40	82	Ar Yosemite Valley..... Lv	8 00	11 50

Season—Daily June 10 to Sept. 4 (Via Mariposa Big Trees)

	0	Lv Fresno.....	Ar	
	67	Ar Mariposa Big Trees.....	Lv	
	103	Ar Yosemite Valley.....	Lv	

Horseshoe Route

Table 53
 SEQUOIA AND KINGS CANYON NATIONAL PARKS
 Season—Daily May 25 to September 30

1 10	Lv Tulare..... (S.P. Station)	Sequoia Bus	Ar	12 00
1 45	Lv Visalia.....	Sequoia Bus	Lv	11 30
4 00	Ar Giant Forest Lodge.....	Sequoia Bus	Lv	9 30

During off-season, Oct. 1 to May 24, "on call" transportation service by advance reservation from Tulare and Visalia to Giant Forest.



NEW MONEY-SAVER FOR HUNGRY TRAVELERS

In S.P.'s new Self-Service Car you can eat whenever you like, and at prices that pamper your budget. Coin-operated dispensers offer everything from soft drinks to hot meals — all at low cost. There's no ordering, no waiting. And you can sit at nearby tables or take a tray to your own reserved seat. These cars are in service on many S.P. streamliners. Another new idea in train travel pioneered by Southern Pacific.

SAN FRANCISCO TO SAN JOSE

VIA BURLINGAME - SAN MATEO - REDWOOD CITY - MENLO PARK - PALO ALTO

Table 55		108 Ex. Sat. Sun. & Hol. (See a)	110 Daily	112 Daily	164 Sun. & Hol. (See a)	114 Ex. Sat. & Hol. (See a)	166 Ex. Sat. & Hol. (See a)	116 Daily Ex.	118 Ex. Sat. & Hol. (See a)	120 Ex. Sat. Sun. & Hol. (See a)	122 Daily	124 Ex. Sat. Sun. & Hol. (See a)	126 Del Monte Daily	128 Ex. Sat. Sun. & Hol. (See a)	130 Ex. Sat. Sun. & Hol. (See a)	132 Ex. Sat. Sun. & Hol. (See a)
Miles	(A)	A.M.	A.M.	A.M.	A.M.	A.M.	P.M.	P.M.	P.M.	P.M.	P.M.	P.M.	P.M.	P.M.	P.M.	P.M.
0.0	Lv SAN FRANCISCO (3rd St.)	5 50	7 05	8 35	11 00	11 00	12 30	1 45	3 00	4 07	4 20	4 40	4 50	4 57	5 14	5 17
1.9	Lv 23rd St.		7 09				12 34		3 04	4 11	4 24	4 43	4 54	5 01		
4.1	Lv Paul Ave.											4 47	4 58			
5.2	Lv Bayshore	5 59	7 14	8 43			12 38		3 09		4 30	4 52				
8.6	Lv Butler Road										4 34	4 56				
9.3	Lv South San Francisco	6 04	7 20	8 48	11 13	11 13	12 43	1 58	3 13		4 37	4 58		5 11		
11.0	Lv San Bruno	6 08	7 23	8 51	11 16	11 17	12 46	2 01	3 17	4 23	4 40	5 02		5 14		
13.7	Lv Millbrae	6 12	7 26	8 55	11 21	11 21	12 49	2 04	3 20		4 42		5 08			
15.2	Lv Broadway	6 15	7 29	8 58	11 24	11 24	12 51	2 06	3 24	4 27	4 46		5 11			
16.3	Lv Burlingame	6 20	7 32	9 01	11 26	11 30	12 53	2 09	3 31	4 30	4 49		5 16			
17.9	Lv San Mateo	6 26	7 36	9 04	11 29	11 35	12 56	2 12	3 35	4 33	4 52		5 11			
18.9	Lv Hayward Park						12 57				4 54					
20.3	Lv Hillsdale	6 30	7 40	9 08	11 33	11 39	12 59	2 15	3 39	4 37	4 57		5 16			
21.9	Lv Belmont	6 33	7 43	9 11	11 36	11 44	1 02	2 18	3 42		5 00					
23.2	Lv San Carlos	6 37	7 46	9 14	11 39	11 47	1 05	2 21	3 46	4 41	5 03		5 25			
25.4	Lv Redwood City	6 43	7 52	9 18	11 43	11 52	1 08	2 24	3 51	4 45	5 06		5 23			
27.8	Lv Atherton	6 47	7 56	9 22	11 46	11 55	1 11	2 27	3 55	4 49	5 10		5 32			
28.9	Lv Menlo Park	6 51	7 59	9 24	11 49	11 58	1 14	2 30	4 02	4 52	5 13					5 50
30.1	Lv Palo Alto	7 00	8 02	9 27	11 52	12 04	1 17	2 33	4 03	4 55	5 17		5 38			5 54
31.8	Ar California Ave.	7 03	8 05	9 30	11 55	12 08	1 20	2 36	4 06	4 58	5 20		5 32		5 51	
34.8	Lv Castro															5 47
36.1	Lv Mountain View	7 12	8 12	9 35	12 01	12 14	1 25	2 42	4 12	5 05	5 26		5 46		5 58	
38.8	Lv Sunnyvale	7 18	8 16	9 39	12 06	12 21	1 29	2 45	4 18	5 08	5 29		5 41		6 02	
44.3	Lv Santa Clara	7 24	8 23	9 45	12 13	12 29	1 36	2 52	4 25	5 16	5 38		5 55		6 09	
45.7	Lv College Park	7 26	8 25		12 15						5 40		5 50			
46.9	Ar SAN JOSE	7 30	8 35	9 50	12 20	12 35	1 45	3 00	4 35	5 25	5 45		6 02		6 18	

Table 55		134 Ex. Sat. Sun. & Hol. (See a)	136 Ex. Sat. Sun. & Hol. (See a)	138 Ex. Sat. Sun. & Hol. (See a)	140 Ex. Sat. Sun. & Hol. (See a)	168 Ex. Sat. Ex. Hol. (See a)	142 Ex. Sat. Sun. & Hol. (See a)	144 Ex. Sat. Sun. & Hol. (See a)	146 Ex. Sat. Sun. & Hol. (See a)	148 Ex. Sun. & Hol. (See a)	150 Ex. Sat. (See a)	152 Ex. Sat. Sun. & Hol. (See a)	154 Daily	106 Daily	WGL Bus Lv WGL Sta. Daily
(B)		P.M.	P.M.	P.M.	P.M.	P.M.	P.M.	P.M.	P.M.	P.M.	P.M.	P.M.	P.M.	A.M.	A.M.
	Lv SAN FRANCISCO (3rd St.)	5 20	5 23	5 26	5 29	5 30	5 35	5 45	6 00	6 30	7 10	8 35	10 00	12 35	2 40
	Lv 23rd St.					5 33		5 49							
	Lv Paul Ave.					5 35									
	Lv Bayshore					5 39			6 09			8 43	10 08	12 44	2 55
	Lv Butler Road														
	Lv So. San Francisco					5 43	5 49		6 14	6 44		8 48	10 13		2 59
	Lv San Bruno					5 46	5 52	6 00	6 17	6 47	7 24	8 51	10 16	12 50	3 09
	Lv Millbrae				5 49	5 49		6 03	6 20	6 49	7 26	8 54	10 18	12 52	3 14
	Lv Broadway				5 53	5 52		6 06	6 23	6 52	7 29	8 57	10 21	12 55	
	Lv Burlingame			5 49		5 64		6 09	6 25	6 55	7 32	8 59	10 23	12 57	3 18
	Lv San Mateo				5 59	5 57		6 12	6 28	6 58	7 35	9 02	10 25	12 59	3 23
	Lv Hayward Park				6 02	6 00		6 15	6 31	7 00	7 37	9 04	10 28		
	Lv Hillsdale			5 56		6 03		6 18	6 34	7 03	7 40	9 06	10 30	1 03	3 29
	Lv Belmont		5 49			6 06		6 21	6 37	7 06	7 43	9 09	10 32	1 06	3 40
	Lv San Carlos					6 09		6 24	6 40	7 09	7 46	9 12	10 35	1 09	3 45
	Lv Redwood City	5 50	5 52			6 12	6 13	6 28	6 43	7 12	7 50	9 15	10 38	1 13	3 49
	Lv Atherton	5 55				6 15	6 17	6 32	6 47	7 16	7 53	9 18	10 41	1 16	
	Lv Menlo Park		6 02			6 17		6 35	6 50	7 19	7 56	9 21	10 43	1 19	
	Lv Palo Alto		6 05			6 20		6 38	6 53	7 22	7 59	9 24	10 46	1 21	4 00
	Ar California Ave.		6 08			6 23	6 23	6 41	6 55	7 25	8 02	9 26	10 49	1 24	
	Lv Castro	6 05													
	Lv Mountain View			6 19		6 29	6 29	6 48	7 01	7 31	8 08	9 32	10 55	1 30	
	Lv Sunnyvale		6 17			6 32	6 33	6 52	7 05	7 35	8 12	9 36	10 59	1 34	
	Lv Santa Clara	6 18				6 39	6 39	6 59		7 41	8 18	9 43	11 06	1 42	
	Lv College Park														
	Ar SAN JOSE	6 25	6 32		6 45	6 45	6 50	7 05	7 17	7 47	8 25	9 50	11 15	1 50	

a-Holiday Service will be operated on—New Year's Day, January 1; Washington's Birthday, February 22; Memorial Day, May 30; Independence Day, July 4; Labor Day, September 2; Thanksgiving, November 28; Christmas, December 25.

b-Does not operate to San Jose Station. All PM time in dark faced figures.

c-WGL Depot-7th and Mission Sts. Does not stop at S.P. 3rd St. Station. Baggage handled on train 118

SAN JOSE TO SAN FRANCISCO

VIA PALO ALTO - MENLO PARK - REDWOOD CITY - SAN MATEO - BURLINGAME

Table 56		107 Daily Ex. Sun. & Hol. (See a)	161 Sun. & Hol. only (See a)	109 Ex. Sat. Sun. & Hol. (See a)	111 Ex. Sat. Sun. & Hol. (See a)	163 Sat. Ex. Hol. (See a)	113 Ex. Sat. Sun. & Hol. (See a)	115 Ex. Sat. Sun. & Hol. (See a)	117 Ex. Sat. Sun. & Hol. (See a)	119 Ex. Sat. Sun. & Hol. (See a)	121 Ex. Sat. Sun. & Hol. (See a)	123 Ex. Sat. Sun. & Hol. (See a)	165 Sat. Sun. & Hol. (See a)	125 Ex. Sat. Sun. & Hol. (See a)	127 Ex. Sat. Sun. & Hol. (See a)	129 Ex. Sat. Sun. & Hol. (See a)	131 Ex. Sat. Sun. & Hol. (See a)	133 Ex. Sat. Sun. & Hol. (See a)	
Miles	(A)	A.M.	A.M.	A.M.	A.M.	A.M.	A.M.	A.M.	A.M.	A.M.	A.M.	A.M.	A.M.	A.M.	A.M.	A.M.	A.M.	A.M.	
0.0	Lv SAN JOSE	5 05	5 30	5 45	6 03	6 10	6 25	6 30	6 43	6 50	6 50	6 55	7 00	7 25	7 30				
1.2	Lv College Park																		
2.6	Lv Santa Clara	5 09	5 34	5 49	6 08	6 14	6 15	6 36	6 39	6 45	7 02	6 54	7 00					7 35	
8.1	Lv Sunnyvale	5 15	5 40	5 55	6 15	6 20								7 11					7 41
10.8	Lv Mountain View	5 20	5 44	6 00		6 24	6 25		6 44		6 57	7 04	7 11						7 40
12.1	Lv Castro									6 52			7 11	7 17					
15.1	Lv California Ave.	5 25	5 49	6 05		6 29	6 32				7 04		7 09	7 18		7 29			7 48
16.8	Lv Palo Alto	5 28	5 52	6 08	6 27	6 32			6 51		7 08		7 12		7 29				7 52
18.0	Lv Menlo Park	5 31	5 54	6 11	6 30	6 34			6 54			7 16	7 14				7 49		
19.1	Lv Atherton	5 34	5 56	6 14		6 36	6 39			7 01		7 19	7 16		7 34			7 52	
21.5	Lv Redwood City	5 38	6 00	6 18	6 35	6 40		6 51		7 06		7 20	7 29			7 41			7 59
23.7	Lv San Carlos	5 42	6 03	6 21	6 39	6 43		6 56		7 10		7 27	7 23			7 45			8 02
25.0	Lv Belmont	5 45	6 05	6 24		6 45	6 47						7 25		7 43				
26.6	Lv Hillsdale	5 48	6 07	6 27	6 44	6 47		7 01			7 19		7 27		7 46			8 01	
28.0	Lv Hayward Park	5 50	6 09	6 30	6 47	6 49				7 17			7 29	7 38					8 09
29.0	Lv San Mateo	5 53	6 11	6 33	6 50	6 51	6 54		7 08		7 28		7 31	7 41					8 05
30.6	Lv Burlingame	5 56	6 14	6 36		6 54	6 58			7 22			7 34	7 45					8 08
31.7	Lv Broadway	5 59	6 16	6 39	6 56	7 01			7 13			7 38	7 36						8 11
33.2	Lv Millbrae	6 02	6 19	6 42		6 59	7 04		7 17			7 42	7 39			7 58			
35.9	Lv San Bruno	6 05	6 22	6 45	6 57	7 02	7 07	7 12			7 28	7 36	7 41						8 20
37.6	Lv South San Francisco	6 08	6 25	6 51	7 03	7 07		7 17			7 41	7 49	7 44						8 20
38.3	Lv Butler Road				7 05		7 14	7 19	7 25				7 46						
41.7	Lv Bayshore	6 13	6 31	6 56	7 10	7 13		7 31	7 36				7 50						
42.8	Lv Paul Ave.					7 20	7 25	7 34	7 39		7 47		7 52						8 29
45.0	Lv 23rd St.	6 18	6 39	7 03	7 18	7 19	7 27	7 34	7 40		7 47		7 59						
46.9	Ar SAN FRANCISCO (3rd St.)	6 25	6 45	7 10	7 25	7 25	7 35	7 42	7 47	7 55	8 00	8 05	8 05	8 09	8 13	8 20	8 35	8 43	

Table 56		135 Ex. Sat. Sun. & Hol. (See a)	137 Ex. Sat. Sun. & Hol. (See a)	167 Sat. Ex. Hol. (See a)	139 Ex. Sat. Sun. & Hol. (See a)	141 Del-monte Daily (See a)	169 Sun. & Hol. only (See a)	143 Ex. Sat. Sun. & Hol. (See a)	145 Ex. Sat. Sun. & Hol. (See a)	171 Sun. & Hol. only (See a)	147 Ex. Sat. Sun. & Hol. (See a)	149 Ex. Sat. Sun. & Hol. (See a)	173 Sat. Ex. Hol. (See a)	151 Daily (See a)	153 Ex. Sat. Sun. & Hol. (See a)	175 Sun. & Hol. only (See a)	177 Sun. & Hol. only (See a)	155 Daily (See a)
	(B)	A.M.	A.M.	A.M.	A.M.	A.M.	A.M.	A.M.	P.M.	P.M.	P.M.	P.M.	P.M.	P.M.	P.M.	P.M.	P.M.	P.M.
	Lv SAN JOSE	7 35	8 00	8 20	8 55	9 50	10 40	11 30	1 00	2 00	3 00	3 50	4 35	5 10	6 10	6 50	8 30	10 00
	Lv College Park										3 02	3 52		5 12				
	Lv Santa Clara		8 05	8 24		9 54	10 44	11 35	1 05	2 04	3 05	3 55	4 39	5 15	6 15	6 54	8 34	10 05
	Lv Sunnyvale		8 11	8 30	9 04	10 01	10 50	11 42	1 11	2 10	3 11	4 01	4 45	5 22	6 21	7 00	8 40	10 11
	Lv Mountain View	7 48	8 16	8 34	9 08	10 06	10 54	11 46	1 16	2 14	3 15	4 05	4 49	5 28	6 25	7 04	8 44	10 15
	Lv California Ave.		8 21	8 39	9 13	10 11	10 59	11 52	1 23	2 19	3 21	4 11	4 54	5 34	6 31	7 09	8 49	10 21
	Lv Palo Alto	7 57	8 24	8 42	9 15	10 16	11 02	11 55	1 27	2 22	3 24	4 14	4 57	5 37	6 39	7 12	8 52	10 24
	Lv Menlo Park	8 00	8 27	8 44	9 18	10 20	11 04	11 58	1 32	2 24	3 27	4 16	4 59	5 40	6 42	7 14	8 54	10 27
	Lv Atherton	8 02	8 30	8 46	9 21	10 23	11 06	12 01	1 34	2 26	3 29	4 19	5 01	5 43	6 44	7 16	8 56	10 29
	Lv Redwood City	8 06	8 34	8 50	9 26	10 28	11 10	12 05	1 40	2 30	3 32	4 23	5 05	5 47	6 51	7 20	9 00	10 33
	Lv San Carlos	8 09	8 37	8 53	9 29	10 32	11 13	12 09	1 46	2 33	3 35	4 26	5 08	5 51	6 54	7 23	9 03	10 36
	Lv Belmont	8 12	8 40	8 55		10 35	11 15	12 12	1 49	2 35	3 38	4 29	5 10	5 54	6 57	7 25	9 05	10 39
	Lv Hillsdale	8 15	8 43	8 57		10 38	11 17	12 15	1 52	2 37	3 40	4 32	5 12	5 57	7 00	7 27	9 07	10 42
	Lv Hayward Park			8 59									5 59	7 29				
	Lv San Mateo	8 19	8 47	9 01	9 37	10 43	11 20	12 19	1 57	2 41	3 43	4 36	5 16	6 03	7 08	7 31	9 10	10 46
	Lv Burlingame		8 50	9 04	9 40	10 48	11 23	12 22	2 05	2 44	3 46	4 39	5 19	6 07	7 13	7 34	9 13	10 49
	Lv Broadway	8 23	8 52	9 06	9 43	10 50	11 25	12 24	2 07	2 46	3 48	4 42	5 21	6 09	7 16	7 36	9 15	10 51
	Lv Millbrae	8 25	8 55	9 08		10 52	11 28	12 27	2 10	2 49	3 51	4 45	5 24	6 12	7 19	7 39	9 18	10 54
	Lv San Bruno	8 28	8 57	9 11		10 55	11 30	12 30	2 13	2 52	3 54	4 48	5 27	6 15	7 22	7 42	9 21	10 57
	Lv South San Francisco	8 31	9 02	9 15			11 35		2 18	2 57	3 59	4 53	5 32	6 20	7 29	7 47	9 27	11 02
	Lv Butler Road																	
	Lv Bayshore						11 40		2 22	3 03				6 25		7 53	9 33	11 07
	Lv Paul Ave.																	
	Lv 23rd St.								2 27				5 43					
	Ar SAN FRANCISCO (3rd St.)	8 50	9 18	9 35	10 05	11 15	11 55	12 50	2 35	3 15	4 15	5 10	5 50	6 35	7 50	8 05	9 45	11 20

a—Holiday Service will be operated on—New Year's Day, January 1; Washington's Birthday, February 22; Memorial Day, May 30; Independence Day, July 4; Labor Day, September 2; Thanksgiving, November 28; Christmas, December 25.

All PM time in dark faced figures.
b—Does not operate from San Jose station.

Baggage handled on train 141.

