

Save Time and Money!

S·P's fastest trains carry Chair Cars to and from California

Luxurious reclining chair cars are carried on our finest and fastest trains to and from California. Here are some examples:

STREAMLINER CITY OF SAN FRANCISCO

Chicago to San Francisco in 39¼ hours, tri-weekly

SAN FRANCISCO OVERLAND

Chicago to San Francisco in 50½ hours, daily

GOLDEN STATE

Chicago to Los Angeles in 49¼ hours, daily

SUNSET LIMITED

New Orleans to Los Angeles in 48 hours, daily

Only two nights en route on these trains—an important feature for people who are in a hurry. Also, many people enjoy traveling in a chair car in the daytime, stopping over at a hotel at night, and continuing their trip by chair car the following day.

Chair car seats on our fastest trains are numbered and reserved in advance.

ON SOUTHERN PACIFIC'S FOUR SCENIC ROUTES YOU CAN GO ONE WAY, RETURN ANOTHER—SEE TWICE AS MUCH!



See the High Sierra, Overland Route



THROUGH COAST TO COAST PULLMAN SERVICE

LOS ANGELES and NEW YORK

Daily service—alternately via Pennsylvania Railroad and New York Central.

GOLDEN STATE ROUTE AND PENNSYLVANIA RAILROAD

EASTBOUND:

On Golden State and Broadway Limited

WESTBOUND:

On The Golden Arrow and Golden State

Car via Pennsylvania Railroad leaves Los Angeles and New York on even days in May, on odd days in June and July, on even days in August, etc.

Example—Read Down	EVERY OTHER DAY.	No extra fare.	Example—Read Up
May 2	11 15AM	Lv Los Angeles.....(P.S.T.)	Ar 8 30PM
" 2	10 05PM	Lv Phoenix.....(M.S.T.)	Ar 11 30AM
" 3	12 40AM	Lv Tucson.....(M.S.T.)	Ar 8 50AM
" 3	8 10AM	Lv El Paso.....(M.S.T.)	Ar 1 25AM
" 4	1 30PM	Ar Chicago (La Salle Sta.)...(C.S.T.)	Lv 9 30PM
" 4	3 30PM	Lv Chicago (Union Sta.)...(C.S.T.)	Ar 4 40PM
" 5	7 03AM	Ar North Philadelphia.....(E.S.T.)	Lv 1 14AM
" 5	8 30AM	Ar New York (Penn. Sta.)...(E.S.T.)	Lv 11 45PM

Los Angeles-New York Car: 4 Bedrooms, 4 Compartments, 2 Drawing Rooms.

GOLDEN STATE ROUTE AND NEW YORK CENTRAL

EASTBOUND:

On Golden State and Commodore Vanderbilt

WESTBOUND:

On The Chicagoan and Golden State

Car via New York Central leaves Los Angeles and New York on odd days in May, on even days in June and July, on odd days in August, etc.

Example—Read Down	EVERY OTHER DAY.	No extra fare.	Example—Read Up
May 1	11 15AM	Lv Los Angeles.....(P.S.T.)	Ar 8 30PM
" 1	10 05PM	Lv Phoenix.....(M.S.T.)	Ar 11 30AM
" 2	12 40AM	Lv Tucson.....(M.S.T.)	Ar 8 50AM
" 2	8 10AM	Lv El Paso.....(M.S.T.)	Ar 1 25AM
" 3	1 30PM	Ar Chicago (La Salle Sta.)...(C.S.T.)	Lv 9 30PM
" 3	3 00PM	Lv Chicago (La Salle Sta.)...(C.S.T.)	Ar 3 20PM
" 4	8 30AM	Ar New York (Gr.Cen.Ter.)...(E.S.T.)	Lv 11 30PM

Los Angeles-New York Car: 4 Bedrooms, 4 Compartments, 2 Drawing Rooms.

SAN FRANCISCO and NEW YORK

OVERLAND ROUTE AND PENNSYLVANIA RAILROAD

EASTBOUND:

On San Francisco Overland and The Rainbow

WESTBOUND:

On The Admiral and San Francisco Overland

Example—Read Down	DAILY.	No extra fare.	Example—Read Up
Sun.	11 00AM	Lv San Francisco (Ferry)....(P.S.T.)	Ar 3 20PM
Sun.	11 38AM	Lv Oakland (16th St.).....(P.S.T.)	Ar 2 42PM
Sun.	1 40PM	Lv Sacramento.....(P.S.T.)	Ar 12 35PM
Sun.	6 50PM	Lv Reno.....(P.S.T.)	Ar 7 35AM
Mon.	7 20AM	Lv Ogden.....(M.S.T.)	Ar 9 05PM
Tues.	2 50PM	Ar Chicago (C.&N.W.Sta.)...(C.S.T.)	Lv 3 00PM
Tues.	6 30PM	Lv Chicago (Union Sta.)...(C.S.T.)	Ar 9 45AM
Wed.	9 50AM	Ar North Philadelphia.....(E.S.T.)	Lv 7 14PM
Wed.	11 30AM	Ar New York (Penn. Sta.)...(E.S.T.)	Lv 6 45PM

San Francisco-New York Car: 10 Sections, 2 Compartments, 1 Drawing Room.

OVERLAND ROUTE AND NEW YORK CENTRAL

EASTBOUND:

On San Francisco Overland and Lake Shore Limited

WESTBOUND:

On Lake Shore Limited and San Francisco Overland

Example—Read Down	DAILY.	No extra fare.	Example—Read Up
Sun.	11 00AM	Lv San Francisco (Ferry)....(P.S.T.)	Ar 3 20PM
Sun.	11 38AM	Lv Oakland (16th St.).....(P.S.T.)	Ar 2 42PM
Sun.	1 40PM	Lv Sacramento.....(P.S.T.)	Ar 12 35PM
Sun.	6 50PM	Lv Reno.....(P.S.T.)	Ar 7 35AM
Mon.	7 20AM	Lv Ogden.....(M.S.T.)	Ar 9 05PM
Tues.	2 50PM	Ar Chicago (C.&N.W.Sta.)...(C.S.T.)	Lv 3 00PM
Tues.	6 00PM	Lv Chicago (La Salle Sta.)...(C.S.T.)	Ar 11 50AM
Wed.	8 55AM	Ar Albany.....(E.S.T.)	Lv 9 10PM
Wed.	11 59AM	Ar New York(Gr.Cen.Ter.)...(E.S.T.)	Lv 6 15PM

San Francisco-New York Car: 8 Sections, 2 Compartments, 1 Drawing Room.

SAN FRANCISCO and WASHINGTON

OVERLAND ROUTE AND PENNSYLVANIA RAILROAD

EASTBOUND:

On Pacific and Manhattan Limited—The Statesman

WESTBOUND:

On The Statesman—The Pennsylvanian and Pacific

Example—Read Down	DAILY.	No extra fare.	Example—Read Up
Sun.	7 30PM	Lv San Francisco (Ferry)....(P.S.T.)	Ar 8 20AM
Sun.	8 14PM	Lv Oakland (16th St.).....(P.S.T.)	Ar 7 22AM
Sun.	11 15PM	Lv Sacramento.....(P.S.T.)	Ar 4 00AM
Mon.	5 33AM	Lv Reno.....(P.S.T.)	Ar 9 15PM
Mon.	7 15PM	Lv Ogden.....(M.S.T.)	Ar 6 25AM
Wed.	8 15AM	Ar Chicago (C.&N.W.Sta.)...(C.S.T.)	Lv 8 00PM
Wed.	11 30AM	Lv Chicago (Union Sta.)...(C.S.T.)	Ar 3 40PM
Thurs.	6 40AM	Ar Baltimore.....(E.S.T.)	Lv 12 32AM
Thurs.	7 35AM	Ar Washington.....(E.S.T.)	Lv 11 35PM

San Francisco-Washington Car: 12 Sections, 1 Drawing Room.

OVERLAND ROUTE AND BALTIMORE & OHIO

EASTBOUND:

On Pacific and Chicago-Washington Express

WESTBOUND:

On the Shenandoah and Pacific

Example—Read Down	DAILY.	No extra fare.	Example—Read Up
Sun.	7 30PM	Lv San Francisco (Ferry)....(P.S.T.)	Ar 8 20AM
Sun.	8 14PM	Lv Oakland (16th St.).....(P.S.T.)	Ar 7 22AM
Sun.	11 15PM	Lv Sacramento.....(P.S.T.)	Ar 4 00AM
Mon.	5 33AM	Lv Reno.....(P.S.T.)	Ar 9 15PM
Mon.	7 15PM	Lv Ogden.....(M.S.T.)	Ar 6 25AM
Wed.	8 15AM	Ar Chicago (C.&N.W.Sta.)...(C.S.T.)	Lv 8 00PM
Wed.	10 40AM	Lv Chicago (Gr.Cen.Sta.)...(C.S.T.)	Ar 3 30PM
Wed.	10 25PM	Ar Pittsburgh.....(E.S.T.)	Lv 7 20AM
Thurs.	7 20AM	Ar Washington.....(E.S.T.)	Lv 11 45PM

San Francisco-Washington Car: 12 Sections, 1 Drawing Room.

Your Friendly Railroad



The 90,000 men and women of Southern Pacific, the West's greatest railroad, extend a friendly invitation to see twice as much on your trip across America. . . Southern Pacific is the only railroad offering you a choice of Four Scenic Routes for transcontinental travel: Sunset Route (New Orleans - Los Angeles - San Francisco), Golden State Route (Chicago - Los Angeles), Overland Route (Chicago - San Francisco) and Shasta Route (San Francisco - Portland). By going on one of these routes and returning on another S.P. route, you see twice as much for not 1 cent extra rail fare (in most cases).

Suggestions for Reading Your Time Table

Find the station in which you are interested, in the alphabetically arranged station index (pages 4, 5, 6) and turn to the table or tables indicated. Numbers shown refer to table numbers and not page numbers.

All trains operate daily except where otherwise indicated. Time from 12:01 midnight to 12:00 noon (A.M. time) is shown in light faced figures; time from 12:01 noon to 12:00 midnight (P.M. time) is shown in dark faced figures.

Note carefully any symbols in the schedule columns and their explanation in the reference notes on each page; they indicate excep-

tions. Numbers following station names in certain time tables refer to other tables showing connecting service. In time tables where stations are in middle column, with time on both sides, read the figures down on the left and up on the right.

Condensed schedules are of assistance in planning local and extended trips on the Southern Pacific and connecting lines. A statement of accommodations provided, such as sleeping cars, diners, coaches, etc., of through trains is shown in connection with condensed tables.

If further information is desired, any Southern Pacific Agent or representative will be glad to assist you.

All schedules are subject to change without notice.

GENERAL INDEX

TRAIN NAME INDEX

Name	Train Numbers	Page
Acadian	3, 4	12, 15, 17
Alamo	7, 8	12, 15, 17
Argonaut	5, 6	8, 9, 12, 13, 14, 15
Beaver	13, 14	30, 31, 32, 33
Border Limited	303, 304	17, 20
Cascade	11, 12	30, 31, 32, 33
Challenger, San Francisco	22-24, 23	22, 23, 24, 26
City of San Francisco	101, 102	22, 23, 24, 26
Coaster	69, 70	38, 39
Daylight, Morning (Coast)	98, 99	38, 39
Daylight, Noon (Coast)	96, 97	38, 39
Daylight, Sacramento	53, 54	42, 43
Daylight, San Joaquin	51, 52	42, 43
Del Monte	77, 78	38, 39
El Costeno (S. P. of Mexico)	9, 10	50
El Dorado	247, 248	48
Golden State	3, 4	10, 11, 12, 13, 14, 15
Governor	229, 243	48
Hustler	15, 16	17, 20
Imperial	39, 40	10, 11, 12, 13, 14, 15
Klamath	19, 20	30, 31, 32, 33
Lark	75, 76	38, 39
Los Angeles Passenger	72	38, 39
Morning Daylight (Coast)	98, 99	38, 39
Noon Daylight (Coast)	96, 97	38, 39
Oakland Lark	73, 74	38, 39
Overland, San Francisco	27, 28	22, 23, 24, 26
Owl (San Francisco-Los Angeles)	57, 58	42, 43, 44
Owl (Houston-Dallas)	17, 18	17, 20
Pacific	21, 24-22	22, 23, 24, 26
Rogue River	329, 330	30, 31, 32, 33
Sacramento Daylight	53, 54	42, 43
San Francisco Challenger	22-24, 23	22, 23, 24, 26
San Francisco Overland	27, 28	22, 23, 24, 26
San Francisco Passenger	71	38, 39
San Joaquin Daylight	51, 52	42, 43
Senator	223, 224	48
Shasta	327, 328	30, 31, 32, 33
Sunbeam	13, 14	17, 20
Sunset Limited	1, 2	8, 9, 12, 13, 14, 15
West Coast	15-60, 59-16	30, 31, 32, 33, 42, 43

CONDENSED THROUGH TRAIN SCHEDULES

	Page
SUNSET ROUTE—New Orleans, Houston, San Antonio, El Paso, Los Angeles, Santa Barbara	8, 9
SUNSET ROUTE—Miscellaneous Condensed	17, 18, 20
Los Angeles, Phoenix, El Paso, Mexico City	18
New Orleans, Houston, San Antonio, Mexico City	18
GOLDEN STATE ROUTE—New York, Chicago, St. Louis, Kansas City, El Paso, Los Angeles, Santa Barbara	10, 11, 26, 27
OVERLAND ROUTE (Lake Tahoe Line)—New York, Washington, Chicago, Omaha, St. Louis, Kansas City, Ogden, Reno, Sacramento, San Francisco	22, 23, 26, 27
SHASTA ROUTE—Seattle, Tacoma, Portland, Sacramento, San Francisco, Los Angeles	30, 31
SAN DIEGO & ARIZONA EASTERN RY. CO.—Chicago, St. Louis, Kansas City, New Orleans, El Paso, El Centro, San Diego	8, 9, 10, 11, 26, 27
SOUTHERN PACIFIC RAILROAD OF MEXICO—Los Angeles, Nogales, Guaymas, Guadalajara, Mexico City	50

DETAILED THROUGH TRAIN SCHEDULES

	Page
SUNSET ROUTE Westbound—New Orleans, Houston, San Antonio, El Paso, Tucson, Phoenix, Los Angeles, San Francisco	12, 13
SUNSET ROUTE Eastbound—San Francisco, Los Angeles, Phoenix, Tucson, El Paso, San Antonio, Houston, New Orleans	14, 15
GOLDEN STATE ROUTE Westbound—Chicago, El Paso, Tucson, Phoenix, Los Angeles, Santa Barbara	12, 13
GOLDEN STATE ROUTE Eastbound—Santa Barbara, Los Angeles, Phoenix, Tucson, El Paso, Chicago	14, 15
OVERLAND ROUTE (Lake Tahoe Line)—Ogden, Reno, Truckee, Sacramento, San Francisco	24, 25
SHASTA ROUTE—Portland, Eugene, Klamath Falls, Medford, Redding, Marysville, Sacramento, San Francisco	32, 33
COAST LINE—Los Angeles, Santa Barbara, Del Monte, Monterey, Santa Cruz, San Jose, San Francisco	38, 39, 40, 41
SAN JOAQUIN VALLEY LINE (Yosemite Park Route)—Los Angeles, Bakersfield, Fresno, Stockton, Sacramento, San Francisco	42, 43, 44

DETAILED LOCAL TRAIN SCHEDULES

	Page
ARIZONA LINES	13, 14, 16
CALIFORNIA LINES—	
“ San Francisco, Sacramento	48
“ San Francisco, Stockton	45
“ Stockton, Sacramento	45
“ Crockett, Calistoga, Santa Rosa	34
“ San Francisco, Palo Alto, San Jose	46, 47
“ San Francisco, Los Gatos, Santa Cruz	40
“ San Francisco, Del Monte, Monterey, Pacific Grove	38
LOUISIANA AND TEXAS LINES	12, 15, 17, 18, 19, 20, 21
MEXICO LINES	50
NEVADA LINES	24, 25
NEW MEXICO LINES	12, 13, 14, 15, 16
OREGON LINES	32, 33, 34, 35, 36
UTAH LINES	24
NORTHWESTERN PACIFIC RAILROAD	37
REDWOOD EMPIRE	37
PACIFIC ELECTRIC RY. (Los Angeles and Suburbs)	49
COTTON BELT ROUTE	21

MISCELLANEOUS

	Page
Southern Pacific Traffic Officers and Agents	54, 55
Southern Pacific City Ticket Offices	53
General Offices—Southern Pacific Lines	54
New York and Chicago Southern Pacific Ticket Offices	56
Map of the United States	28, 29
Station Index	4, 5, 6
General Information	7
Los Angeles Union Terminal, Inc.	41
Carlsbad Caverns National Park	16
Pullman Fares	52, 53



MILES OF ROAD OPERATED IN 1946
Southern Pacific Lines
Miles of Road Operated 15,188.43

Table No. Fresno, Cal. Sunset Route, 14, 16, 48 Golden State Route 14, 16 Overland Route 75 Shasta Rte. 94, 95, 97, 98, 110 San Joaquin Val. 149, 150, 152, 162A, 153, 154, 155, 159, 161

Table No. Grenada, Miss. 48 Gridley, Cal. 97, 98 Groesbeck, Tex. 58 Guadalajara, Mex. 172

Table No. I Idaho Falls, Ida. 90 Ilmo, Mo. 69 Imlay, Nev. 75 Imola, Cal. 111 Imperial, Cal. 12, 17, 26

Table No. L La Blanca, Tex. 57 Lacoate, Tex. 9, 23 La Crescenta, Cal. 169

Table No. Shasta Route. 94, 95, 97, 98, 110, 160 Coast Line 131, 133, 134, 135, 140, 147 San Joaquin Valley Line 149, 152, 162A, 153, 154, 159

Table No. San Joaquin Valley 149, 152, 152A, 154, 159 Meridian, Missa. 48 Merrimant, La. 8, 24

Table No. Navajo, Mex. 172 Neale, Tex. 62 Nekoma, Ore. 112

Table No. Fullerton, Cal. 169 Fulshar, Tex. 59 Fulton, Cal. 126 Fulton, Ky. 48 Fulton, La. 51 Funston, La. 52

Table No. H Hachita, N. M. 11, 18 Hacienda, Tex. 9, 23 Halleck, Nev. 75

Table No. J Jacksnipe, Cal. 166 Jackson, Cal. 158 Jackson, Mich. 92

Table No. La Blanca, Tex. 57 Lacoate, Tex. 9, 23 La Crescenta, Cal. 169

Table No. Mexico 167, 168, 169, 170 Los Banos, Cal. 153 Los Fresnos, Tex. 57

Table No. Los Banos, Cal. 153 Los Fresnos, Tex. 57 Los Gatos, Cal. 136, 137

Table No. New England Mills, Cal. 75 Newhall, Cal. 152 New Iberia, La. 8, 24

Table No. Gage, N. M. 11, 18 Gallatin, Tex. 49 Galt, Cal. 163 Galveston, Tex. 44, 47, 58, 65, 66

Table No. Hachita, N. M. 11, 18 Hacienda, Tex. 9, 23 Halleck, Nev. 75

Table No. Jacksnipe, Cal. 166 Jackson, Cal. 158 Jackson, Mich. 92

Table No. La Blanca, Tex. 57 Lacoate, Tex. 9, 23 La Crescenta, Cal. 169

Table No. Mabank, Tex. 49 Maedoc, Cal. 97, 98 Maedons, Tex. 97, 98

Table No. Mobile, Ala. 8, 24, 57, 61 Modesto, Cal. 149, 152, 162A

Table No. Nixon, Tex. 60 Nogales, Ariz. 37, 172 Nogales, Mex. 37, 172

Table No. Ganado, Tex. 57 Garden Canon, Ariz. 36 Garden Grove, Cal. 169 Gardiner, Ore. 112 Gardinerville, Nev. 83

Table No. Hachita, N. M. 11, 18 Hacienda, Tex. 9, 23 Halleck, Nev. 75

Table No. Jacksnipe, Cal. 166 Jackson, Cal. 158 Jackson, Mich. 92

Table No. La Blanca, Tex. 57 Lacoate, Tex. 9, 23 La Crescenta, Cal. 169

Table No. Mabank, Tex. 49 Maedoc, Cal. 97, 98 Maedons, Tex. 97, 98

Table No. Mobile, Ala. 8, 24, 57, 61 Modesto, Cal. 149, 152, 162A

Table No. Nixon, Tex. 60 Nogales, Ariz. 37, 172 Nogales, Mex. 37, 172

Table No. Goshen Junction, Cal. 132 Goshen, Ore. 96, 99 Grand Island, Neb. 87 Grand Rapids, Mich. 94

Table No. Hachita, N. M. 11, 18 Hacienda, Tex. 9, 23 Halleck, Nev. 75

Table No. Jacksnipe, Cal. 166 Jackson, Cal. 158 Jackson, Mich. 92

Table No. La Blanca, Tex. 57 Lacoate, Tex. 9, 23 La Crescenta, Cal. 169

Table No. Mabank, Tex. 49 Maedoc, Cal. 97, 98 Maedons, Tex. 97, 98

Table No. Mobile, Ala. 8, 24, 57, 61 Modesto, Cal. 149, 152, 162A

Table No. Nixon, Tex. 60 Nogales, Ariz. 37, 172 Nogales, Mex. 37, 172

Table No.	Location
68	Olmos, Tex.
100	Olympia, Wash.
110	Pana, Neb. 73, 74, 87, 110
168	Ontario, Cal. 12, 17, 168
57	Orange Grove, Tex.
24	Orange, Tex.
132, 133, 134	Ord, Cal.
129	Oregon Caves, Ore.
124	Oregon City, Ore. 96, 99, 124
172	Oreandain, Mex.
129	Orick, Cal.
97, 98	Orland, Cal.
92	Orleans, Ind.
10, 25	Orogrando, N. M.
172	Ortiz, Mex.
10, 25	Oscura, N. M.
37	Otero, Ariz.
92	Owosso, Mich.
133, 134, 147	Oxnard, Cal.

P

13, 15, 132, 133	Pacific Grove, Cal.
48	Pacific House, Cal.
58	Padesa, Ky.
9, 23	Paisano, Tex.
75	Paisanide, Tex.
152	Palmdale, Cal.
58	Palmer, Tex.
170	Palm Springs, Cal.
3, 6, 12, 17	Palo Alto, Cal.
13, 15, 131, 132, 134, 136, 139, 140, 164, 165	Paloma, Tex.
68	Pana, Ill.
92	Pandora, Tex.
60	Pantano, Ariz.
80	Paola, Cal.
57	Papalote, Tex.
69	Paragould, Ark.
46	Paredon, Mex.
12, 17, 19, 167	Pasadena, Cal.
65	Pasadena, Tex.
133, 134	Paso Robles, Cal.
10, 25	Pastora, N. M.
32	Patagonia, Ariz.
129	Patricks Creek, Ore.
172	Patzcuaro, Mex.
153	Patterson, Cal.
8, 24	Patterson, La.
52	Paxton, Tex.
89, 102	Pendleton, Ore.
75	Penryn, Cal.
55	Perch, Tex.
62	Perry, Tex.
92	Perry, Ill.
172	Pesqueira, Mex.
126	Petaluma, Cal.
57	Pettus, Tex.
1, 2, 92	Philadelphia, Pa.
1, 2, 3, 6, 11, 18, 46	Phoenix, Ariz.
122	Philmath, Ore.
11, 18	Picacho, Ariz.
169	Pico, Cal.
46	Piedras Negras, Mex.
166	Pierce, Cal.
57	Pierce, Tex.
30	Pima, Ariz.
69	Pine Bluff, Ark.
96	Pine Ridge, Ore.
163, 166	Pinoles, Cal.
134	Pismo, Cal.
152, 163	Pittsburg, Cal.
92	Pittsburgh, Pa.
79	Pixley, Cal.
69	Plain Dealing, La.
7	Plaster City, Cal.
170	Playa del Rey, Cal.
155, 156	Pleasanton, Cal.
89, 90	Pocatello, Idaho.
79	Pocahontas, Mo.
12, 17, 168	Pomona, Cal.
49	Ponta, Tex.
72	Port Arthur, Tex.
152, 163	Port Chicago, Cal.
163, 166	Port Costa, Cal.
52	Porter, Tex.
154	Porterville, Cal.

Table No.	Location
89	Portland, Ore.
94, 95, 96, 99	Shasta, Ore.
100, 102, 110, 129, 150	Ashland-Dunsmuir
124	Marshallfield, 112, 113, 127
125	McMinville, 119, 125
115	Timber-Tillamook
48	Sunset Route
89	Overland Route
152	San Joaquin Valley
127	Port Orford, Ore.
57	Poth, Tex.
49	Poynor, Tex.
53, 58	Prairie View, Tex.
57	Premont, Tex.
172	Presidio, Mex.
52	Preston, La.
57	Primeria, Tex.
109	Primeville, Ore.
105	Frontomonty Point, Utah
10, 25, 87	Pueblo, Colo.
12, 17	Puente, Cal.
9, 23	Pumpville, Tex.

Q

92	Quebec, Que.
46	Queretaro, Mex.
172	Quila, Mex.

R

8, 24	Raceland Jet., La.
112	Rainbow, Ore.
8, 24	Randolph Field, Tex.
80	Ravendale, Cal.
87	Rawlins, Wyo.
8, 24	Rayne, La.
62	Reagan, Tex.
97, 98	Red Bluff, Cal.
105, 109	Redding, Cal.
75	Red House, Nev.
12, 17, 41	Redlands, Cal.
168	Pacific Electric
20	Redlands, 2nd St., Cal.
109	Redmond, Ore.
170	Redondo Beach, Cal.
11, 18	Red Rock, Ariz.
134, 136, 140, 164, 165	Redwood City, Cal.
129	Redwood Empire Tour
112, 114	Reedsport, Ore.
10, 25	Rehm, Tex.
49	Reklaw, Tex.
73, 74	Reno, Nev.
75, 77, 79, 80, 81, 83	Retes, Mex.
168	Rialto, Cal.
58	Rice, Tex.
112	Richardson, Ore.
97, 98	Richfield, Cal.
58	Richland, Tex.
75, 80	Richmond, Cal.
75, 80	Overland Route
97, 98	Shasta Route
149, 152, 153, 159, 163	San Joaquin Valley
166	Local
92	Richmond, Ind.
8, 24, 57, 61	Richmond, Tex.
97, 98	Richvale, Cal.
117, 123	Rickreall, Ore.
96, 99	Riddle, Ore.
126	Ridge, Cal.
62	Riesel, Tex.
11, 18	Rillito, Ariz.
152	Ripon, Cal.
167, 168	Riverside, Cal.
8, 24	Roanoke, Cal.
55	Rockdale, Tex.
10, 25	Rock Island, Ill.
59	Rock Island, Tex.
47	Rockland, Tex.
75	Rocklin, Cal.
12, 17	Rockwood, Cal.
163, 166	Rodeo, Cal.
11, 18	Rodeo, N. M.
112	Rogers, Ore.
96, 99, 124	Rogue River, Ore.
25	Romero, Tex.
10, 25	Rosario, Mex.
55	Rosebud, Tex.
96, 99, 113, 124	Roseburg, Ore.
124	Rosenberg, Tex.
8, 24, 57, 60, 61	

Table No.	Location
9, 23	Rosenfeld, Tex.
172	Roseta, Mex.
75, 97, 98	Roseville, Cal.
43	Roswell, N. M.
34	Roy, N. M.
172	Royal Gorge, Colo.
87	Ruiz, Mex.
59	Runge, Tex.
111	Rutherford, Cal.

S

9, 23	Sabnal, Tex.
131, 133, 134, 147, 150	Sacramento, Cal.
73, 74, 75, 77, 78, 79, 80, 87	Overland Route
94, 95, 97, 98, 150	Shasta Route
149, 150, 152, 152-A, 154, 158, 159	San Joaquin Valley
163	Sacramento-Stockton
166	S. F.-Sacramento
48	Sunset Route
49	Safford, Ariz.
32	Saginaw, Mich.
37	Sahuaria, Ariz.
94, 95, 96	Salem, Ore.
92, 116, 117, 123, 124	Salida, Cal.
13, 15	Salinas, Cal.
131, 132, 133, 134, 140	Saltillo, Mex.
46	Salt Lake City, Utah
73, 74, 75, 88	Salt Mine, La.
56	Salton, Cal.
12, 17	San Antonio, Tex.
1, 2, 8, 9, 23, 24, 44	San Ardo, Cal.
45, 46, 47, 48, 57, 59, 60	San Bernardino, Cal.
134	San Blas, Mex.
167, 168	San Bruno, Cal.
164, 165	San Carlos, Ariz.
30	San Carlos, Ariz.
164, 165	San Carlos, Cal.
9, 23	Sanderson, Tex.
57	Sandia, Tex.
1, 2, 3	San Diego, Cal.
6, 7, 12, 17, 131, 135, 149, 172	San Dimas, Cal.
168	San Fernando, Cal.
147, 152, 170	San Francisco, Market St.
14, 16	Sunset Route
73, 74, 75, 77, 80, 87	Overland Route
78	Lake Tahoe
94, 95, 97, 98	Shasta Rte.
131, 134, 141	Coast Line
149, 150, 152, 153, 154	San Joaquin Valley
153	Los Banos-Fresno
169	Yosemite Valley
166	Martinez-Sacramento
163	S. F.-Stockton
141	S. F.-San Jose
168	San Francisco, 3rd St., Cal.
1, 2, 13, 15	Sunset Route
131, 132, 134, 150	Coast Line
136, 140	Santa Cruz
139, 164, 165	S. F.-San Jose
172	Mexico
12, 17, 168	San Gabriel, Cal.
168	San Jose, Cal.
13, 15	Sunset & Golden State Routes
150	Shasta Route
150	Coast Line
131, 132, 134, 150	San Joaquin Valley
155	Santa Cruz
136, 137, 138, 139	San Francisco
141, 164, 165	San Leon
65	San Lucas, Cal.
134	San Luis Obispo, Cal.
13, 15, 131, 133, 134	San Martin, Cal.
134	San Mateo, Cal.
136, 140, 164, 165	San Miguel, Cal.

Table No.	Location
166	San Pablo, Cal.
169	San Pedro, Cal.
172	San Pedro, Mex.
126, 129	San Rafael, Cal.
11, 18	San Simon, Ariz.
7	San Ysidro, Cal.
169	Santa Ana, Cal.
172	Santa Ana, Mex.
168	Santa Anita, Cal.
111	Santa Barbara, Cal.
1, 2, 13, 15	Sunset Route
13, 15	Golden State Rte
150	Shasta Route
131, 133, 134, 147, 150	Coast Line
139	Santa Cruz
169	Santa Catalina Island
164, 165	Santa Clara, Cal.
166	Santa Cruz, Cal.
136, 137, 138, 140	Santa Rosa, N. M.
142	Davenport
139	Los Angeles
134	Santa Margarita, Cal.
144	Santa Maria, Cal.
170	Santa Monica, Cal.
145, 147	Santa Paula, Cal.
111, 126	Santa Rosa, Cal.
10, 25	Santa Rosa, N. M.
134	Santa Rosa, Tex.
134	Santa Susana, Cal.
134	Sargent, Cal.
57	Saspanco, Tex.
55	Satin, Tex.
58	Satsuma, Tex.
147, 152	Saugus, Cal.
8, 24	Scherz, Tex.
8, 24	Schriever, La.
8, 24	Schulenburg, Tex.
8, 24	Schurz, Nev.
112	School, Ore.
126	Scotia, Cal.
140	Seabright, Cal.
65	Seabrook, Tex.
49	Seagoville, Tex.
169	Seaside, Ore.
100, 115	Seaside, Ore.
94, 95, 100, 101	Seattle, Wash.
9, 23	Seco, Tex.
7	Seeley, Cal.
8, 24	Seguin, Tex.
163, 166	Selby, Cal.
152	Selma, Cal.
1, 11, 18	Sentinel, Ariz.
11, 18	Separ, N. M.
160	Sequoia Natl. Park, Cal.
97, 98, 105, 109	Shasta Dam, Cal.
109	Shasta Lake, Cal.
97, 98	Shasta Springs, Cal.
96, 99	Shedd, Ore.
92	Shelbyville, Ind.
52	Shepherd, Tex.
97, 98	Sheridan, Cal.
59	Sheridan, Tex.
55	Shiner, Tex.
89	Shoshone, Ida.
45, 52, 69	Shreveport, La.
9, 23	Shumla, Tex.
112	Siboco, Ore.
9, 23	Sierra Blanca, Tex.
168	Sierra Madre, Cal.
80	Sierra Ordnance Depot, Cal.
112	Siltcoos, Ore.
83	Silver City, Nev.
27, 28	Silver City, N. M.
118	Silverton, Ore.
59	Simonton, Tex.
57	Sinton, Tex.
96, 99	Siskiyou, Ore.
57	Skidmore, Tex.
9, 23	Small, Tex.
60	Smiley, Tex.
75	Soda Springs, Cal.
34	Solana, N. M.
134	Soledad, Cal.
30	Solomon, Ariz.
111	Sonoma, Cal.
111	Sonoma State Home
92	South Bend, Ind.
126	South Fork, Cal.
164, 165	South San Francisco, Cal.
57	Southton, Tex.
75	Sparks, Nev.
1, 2	Sparksburg, S. C.
52	Splendora, Tex.

Table No.	Location
23, 63, 68	Spofford, Tex.
89, 94, 95, 100	Spokane, Wash.
92	Springfield, Ill.
96, 99	Springfield, Ore.
61	Staford, Tex.
9	Standart, Tex.
See	Stanford University
111	St. Helena, Cal.
111	St. Louis, Mo.
1, 2, 46, 47, 57, 69	Sunset Route
3, 6, 10, 25	Golden State Route
73, 74, 87, 92	St. Paul, Minn.
57	St. Paul, Tex.
116	Stayton, Ore.
116	Stege, Cal.
11, 18	Steins, N. M.
10, 25	Stevens, Tex.
60	Stockdale, Tex.
60	Stockton, Cal.
75	Overland Route
94, 95, 97, 98, 150	Shasta Route
149, 150, 152, 152-A, 154, 158, 159, 163	San Joaquin Valley
169	Tucson, Ariz.
3, 6, 10, 25, 34	Tucumcari, N. M.
169	Tuolumne, Cal.
149, 152, 160	Tulare, Cal.
153, 154, 155, 160	152A, 153, 154, 155, 160
10, 25	Tularosa, N. M.
80, 103	Tule Lake, Cal.
152	Turlock, Cal.
96, 99	Turner, Ore.
49	Turney, Tex.
48	Tuscaloosa, Ala.
40	Twenty Nine Palms
164, 165	Twenty-third St., Cal.
81, 89	Tynan, Tex.

T

94, 95, 100	Tacoma, Wash.
57	Taft, Tex.
75, 78	Tahoe, Cal.
78, 79	Tahoe City, Cal.
79	Tahoe Valley, Cal.
96, 99	Talent, Ore.
45	Tampico, Mex.
134	Tangair, Cal.
96, 99	Tangent, Ore.
55	Tanglewood, Tex.
8, 24	Tavener, Tex.
34	Taylor, N. M.
166	Teal, Cal.
75	Tecate, Mex.
75	Tecoma, Nev.
152	Tehachapi, Cal.
97, 98	Tehama, Cal.
57	Telfener, Ariz.
1, 11, 18	Tempe, Tex.
163	Temple City, Cal.
134	Templeton, Cal.
52	Tenaha, Tex.
172	Tepec, Mex.
172	Tequila, Mex.
80	Terro Haute, Ind.
9, 23	Texas, Tex.
172	Tettilan, Mex.
46, 69	Texas City, Tex.
65	Texoma, Okla.
10, 25	Tharp, Ore.
111	Thatcher, Ariz.
102	The Dalles, Ore.
12, 17	Thermal, Cal.
60	Thomaston, Tex.
77	Thorne, Nev.

Table No.	Location
58	Thornton, Tex.
25	Three Rivers, N. M.
7, 12, 17	Tijuana, Mex.
115	Timpco, Ore.
52	Timber, Tex.
152	Tipton, Cal.
122	Toledo, Ore.
166	Tolenas, Cal.
11, 18	Tolte, Ariz.
31	Tombstone, Ariz.
3, 6, 10, 25, 87	Topeka, Kan.
172	Topolobampo, Mex.
9, 23	Torbert, Tex.
163, 166	Torney, Cal.
9, 23	Tornillo, Tex.
92	Toronto, Ont.
46	Torreon, Mex.
75	Towle, Cal.
149, 150, 152, 153, 154, 155, 159, 163	Tracy, Cal.
152	Traver, Cal.
55	Travis, Tex.
49	Trawick, Tex.
92	Trenton, N. J.
114	Triangle Lake, Ore.
129	Trinidad, Cal.
73, 74, 75, 78	Truckee, Cal.
1, 2	Tucson, Ariz.
3, 6, 10, 25, 34	Tucumcari, N. M.
169	Tuolumne, Cal.
149, 152, 160	Tulare, Cal.
153, 154, 155, 160	152A, 153, 154, 155, 160
10, 25	Tularosa, N. M.
80, 103	Tule Lake, Cal.
152	Turlock, Cal.
96, 99	Turner, Ore.
49	Turney, Tex.
48	Tuscaloosa, Ala.
40	Twenty Nine Palms
164, 165	Twenty-third St., Cal.
81, 89	Tynan, Tex.

U

126	Ukiah, Cal.
96, 99	Umli, Ore.
170	Universal City, Cal.
12, 17, 168	Upland, Cal.
52	Urbana, Tex.
172	Uruapan, Mex.

GENERAL INFORMATION FOR OUR PATRONS



SPECIAL NOTICE—Due to necessity we are sometimes required to revise schedules on such short notice as to make it impractical to inform our patrons through new time table folders. The schedules and information shown herein are therefore subject to change without notice. Every reasonable effort is made to insure accuracy in these time tables and to maintain schedules shown. However, no responsibility is assumed for possible errors or for inconvenience or damage resulting from delayed trains or failure to make connections, such matters generally being due to conditions beyond our control.



TAX—The Federal Revenue Tax Act has placed a tax of 15% on cost of transportation including cost of reserved seats and berths in Pullman Sleepers, except that tax will not apply to amounts paid for transportation which do not exceed 35 cents nor amounts paid for commutation tickets for one month or less.



STATION PASSENGER AGENT—Southern Pacific has station passenger agents, in addition to the "Men in Grey", at its more important terminals to answer questions and assist with your transportation problems. Please feel free to avail yourself of their services.



TELEGRAPH SERVICE—For the convenience of our passengers, Western Union Telegraph service is available from many stations. If you wish, you may hand your message to train porter who will see that it is transmitted from the next station at which train stops.



TELEGRAPH RAILROAD TICKETS—Do you know you can arrange transportation for relatives or friends without the necessity of forwarding funds by mail or otherwise? Your nearest Southern Pacific agent will be glad to explain our prepaid order service which enables you to send transportation and a limited amount of cash by telegraph to most points in the United States, without additional cost.



TRAVELERS' CHEQUES—When you purchase your ticket it is possible to protect the funds you carry with you on your journey by changing your cash into American Express Travelers Cheques. The charge for these Cheques is only 75c for each \$100 purchased. If they should be lost or stolen before you have signed them the second time, the American Express refunds the amount involved.



ELECTRIC RAZORS—Razors of 110 voltage may be used on most Southern Pacific trains. Razors of 32 voltage may be used in Tourist and Standard Pullman cars on all trains provided owner has a screw socket plug for attachment to regular electric light outlet.



STOPPING TRAINS ON FLAG—Where trains are scheduled to stop on flag, please give advance notice to agent or conductor so necessary arrangements may be made.



LOST ARTICLES—Articles found on trains or in stations are forwarded to Division Superintendents, to whom application should be made or to any agent, or to the General Baggage Agent at San Francisco, California, or to General Passenger Offices at Portland, Ore., Oakland, Calif., Los Angeles, Calif., Tucson, Ariz., Phoenix, Ariz., El Paso, Texas, Houston, Texas, or New Orleans, La. Articles found in Pullman cars are returned to that Company and report of loss should be made direct to the Pullman Company.



CHILDREN'S FARES—Children under five years of age when accompanied by parent or guardian ride free; five years of age and under twelve, half fare; twelve years of age or over, full fare. Except that all children of any age occupying space to the exclusion of other passengers are required to hold special service tickets on Streamliner City of San Francisco.



LOST TICKETS—If you lose your railroad or Pullman ticket please notify conductor or the nearest ticket agent. Cash fare should be paid on train or another ticket purchased via same route, taking RECEIPT in either case. Receipt and details of the loss of original ticket, including ticket envelope, passenger's check or any item that will serve to identify lost ticket, should be given to agent or forwarded to General Passenger Office of the railroad from which you bought the original ticket. You will be advised promptly regarding refund.



ADJUSTMENT OF FARES—In the event of any misunderstanding with conductor as to proper fare or ticket privileges, please pay fare requested, take receipt and refer matter for investigation to the General Passenger Office of the railroad from which you purchased the ticket. Conductors have no discretionary power in such matters, and are governed by rules which they are not authorized to change.



REDEMPTION OF TICKETS—Unused or partly used tickets of this company's issue will be redeemed to original purchaser at the difference between the amount paid and cost of service performed.



AIR-CONDITIONED TRAINS—Air-conditioned equipment is operated in regular sections of trains as shown herein. However, the right is reserved to use non-air-conditioned cars as may be necessitated by an unusual volume of traffic or emergencies.



TIME—Pacific Time is used on all Lines of the Southern Pacific except between Yuma, Ariz., El Paso, Texas and Tucumcari, N. M., where Mountain Time is used and between Ysleta, Texas and New Orleans, La., where Central Time is used. Time from 12:01 midnight to 12:00 noon (A. M. time) is shown in light faced figures; time from 12:01 noon to 12:00 midnight (P.M. time) is shown in dark faced figures.

SET YOUR WATCH—When change in time standards are indicated in station columns watches should be set ahead one hour on eastbound trip and one hour back on westbound trip.

TIME AT STATIONS-CAUTION—When a train is late in arrival at a station, effort is made to leave as quickly as possible, and in such cases the period of stop at a station may be less than is shown in the time table.



WHY NOT CHECK YOUR HAND BAGS ON TRAIN?—One or two bags usually are ample to meet all necessary requirements for the average passenger while traveling. Additional luggage may be handled under check in baggage service, without cost, which adds to the convenience and comfort of passengers enroute.



BAGGAGE—Your personal baggage should be checked at least one day in advance of your departure. With passenger travel heavier today than it has been in years, prompt handling of baggage cannot be guaranteed. Therefore, to lessen the chance of disappointment at your destination because of delayed arrival of your baggage, it should be checked one day or more in advance. All baggage should be marked with your name and address.

Special baggage delivery service is operated between the larger cities on our Pacific Lines and between Southern Pacific points and large cities on other lines, under which baggage will be called for at residence, hotel or business house and checked direct to residence, hotel or business house at destination. Transfer company will make their regular charge for services.

Transfer company agents also collect baggage and checks on trains and deliver as you instruct. Transfer company will make their regular charge for services.



Storage will be charged on each piece inbound or outbound, checked or not checked, remaining on hand over 24 hours, such baggage being held at owner's risk.

Excess value up to \$2500.00 may be declared on baggage of any one passenger at cost of ten cents per each \$100.00. Any single piece of baggage belonging to more than one passenger will be limited to \$2500.00.



RED CAP BAGGAGE—A service charge of 10c per piece is made by this and most other railroads for handling hand baggage and other articles. This charge is collected by Red Cap porters at the time passengers offer their hand baggage or parcels for handling. Charge will apply each time service is performed. Liability for loss or damage will not exceed \$50 per hand trunk, suitcase or traveling bag and contents, nor more than \$10 for each box, bundle or package and contents.

HAND BAGGAGE BETWEEN TRAINS—To relieve through passengers of their hand baggage during their stay between trains, arrangements have been made whereby:

At **SAN FRANCISCO** or **OAKLAND PIER** hand baggage to be transferred to outgoing Station may be turned over to Stationmaster at receiving Station, who will ascertain your sleeping car space on outgoing train at crosstown Station and forward baggage by Union Transfer Company to Stationmaster, outgoing Station, for placing in proper outbound space. Transfer Company charge for such service is 25c for each piece.

Passengers using coach accommodations from outgoing Station, upon payment of Transfer Company charge of 25c for each piece, plus 10c parcel checking charge for the first 24 hours, may under this arrangement send their hand baggage to baggage-room of outgoing Station where it may be claimed by presenting parcel claim check received from Stationmaster of incoming Station.

At **NEW ORLEANS** and **CHICAGO** hand baggage may be turned over to the New Orleans Transfer Company (at New Orleans) and the Parmelee Transfer Company (at Chicago) securing their parcel claim check for same. Baggage will then be handled to parcel room at the outbound station where you may later claim baggage by presenting parcel claim check received from the Transfer Company and upon payment of 10c for each piece, to cover parcel room charge for the first 24 hours.

SUNSET ROUTE · WESTBOUND

NEW ORLEANS - HOUSTON - SAN ANTONIO - EL PASO - SOUTHERN ARIZONA - SAN DIEGO - LOS ANGELES

(A) TRAIN 1 SUNSET LIMITED—No Extra Fare
New Orleans, El Paso, Los Angeles

Lv New Orleans, La. (C.S.T.)	Sou. Pac.	11 30	Mo	Tu	We	Th	Fr	Sa	Su
Lv Houston, Tex.	"	8 10	Mo	Tu	We	Th	Fr	Sa	Su
Lv San Antonio, Tex. (C.T.)	"	1 00	Tu	We	Th	Fr	Sa	Su	Mo
Ar El Paso, Tex. (M.T.)	"	2 10	Tu	We	Th	Fr	Sa	Su	Mo
Lv Dallas, Tex. (C.T.)	T. & P.	9 15	Mo	Tu	We	Th	Fr	Sa	Su
Ar El Paso, Tex. (M.T.)	"	1 50	Tu	We	Th	Fr	Sa	Su	Mo
Lv El Paso, Tex. (M.T.)	Sou. Pac.	2 35	Tu	We	Th	Fr	Sa	Su	Mo
Lv Deming, N. M.	"	4 24	Tu	We	Th	Fr	Sa	Su	Mo
Lv Lordsburg, N. M.	"	5 37	Tu	We	Th	Fr	Sa	Su	Mo
Lv Bowie, Ariz.	"	6 44	Tu	We	Th	Fr	Sa	Su	Mo
Ar Tucson, Ariz.	"	9 25	Tu	We	Th	Fr	Sa	Su	Mo
Lv Tucson, Ariz.	"	9 40	Tu	We	Th	Fr	Sa	Su	Mo
Ar Chandler, Ariz.	"	11 36	Tu	We	Th	Fr	Sa	Su	Mo
Ar Mesa, Ariz.	"	11 47	Tu	We	Th	Fr	Sa	Su	Mo
Ar Phoenix, Ariz.	"	12 15	We	Th	Fr	Sa	Su	Mo	Tu
Ar Yuma, Ariz. (M.T.)	"	4 10	We	Th	Fr	Sa	Su	Mo	Tu
Lv Yuma, Ariz. (P.T.)	"	3 25	We	Th	Fr	Sa	Su	Mo	Tu
Lv Indio, Cal.	"	5 54	We	Th	Fr	Sa	Su	Mo	Tu
Lv Colton, Cal.	"	7 55	We	Th	Fr	Sa	Su	Mo	Tu
Ar Alhambra, Cal. (Pasadena)	"	9 04	We	Th	Fr	Sa	Su	Mo	Tu
Ar Los Angeles, Cal. (Union Sta.)	"	9 25	We	Th	Fr	Sa	Su	Mo	Tu

Los Angeles, Santa Barbara, San Francisco

Daily Service	No. 71	No. 99	No. 51	No. 97	No. 57	No. 69	No. 55	No. 75
Lv Los Angeles (Union Sta.)	6 00	8 15	8 25	12 15	15 50	7 55	8 30	9 00
Ar Santa Barbara, Cal.	9 45	10 30	♦	2 28	♦	10 45	♦	11 37
Ar San Francisco (3rd St.)	9 30	6 00	♦	9 55	♦	8 45	♦	9 00
Ar San Francisco (Mkt. St.)			8 30		8 50		7 20	9 50

Full Lounge Car: ★ New Orleans to Los Angeles. (For Pullman passengers.) Barber-Shower Bath. Standard Sleepers: ★ New Orleans to Los Angeles (Sections, Drawing-Rooms, Compartments, Bedrooms).
★ Washington-Sunset Route Sleeper. (Sections, Drawing-Room, Compartments) New Orleans to Los Angeles. (New York to New Orleans on Piedmont Limited.) Starts June 1, 1947.
★ San Antonio to Los Angeles (Sections, Drawing-Room, Compartments). (Open for occupancy at San Antonio 9:30PM.)
★ Dallas to Los Angeles (Sections, Drawing-Room), via T&P, S.P.
Reclining Chair Cars: Seats must be reserved in advance.
★ New Orleans to Los Angeles.
★ Dallas to Los Angeles via T&P, S.P.
Dining Car: ★ New Orleans to Los Angeles.
News Agent Service: (Sandwiches, Coffee, etc.)
Tickets Honored: Ask Agents.

Table 1

Unique New Pullman Service With Carefree Stopover at New Orleans

Starting June 1 a new coast-to-coast Pullman service on the Washington-Sunset Route (New York-Los Angeles), with stopover in romantic New Orleans, will be inaugurated. The service provides for a special representative to greet patrons upon arrival in New Orleans, arrange, without cost, handling of baggage to identical space in a fresh, clean car on outgoing train, and to suggest places to go and things to see in New Orleans until departure time. Between trains in New Orleans, patrons will be able to spend 4 carefree hours westbound, nearly 7 hours eastbound.

Ask your S.P. representative for details. (See opposite page for schedule of new Pullman service).

(B) TRAIN 5 ARGONAUT
New Orleans, El Paso, Los Angeles

Lv New Orleans, La. (C.S.T.)	S. P.	11 00	Mo	Tu	We	Th	Fr	Sa	Su
Lv Houston, Tex.	"	9 45	Tu	We	Th	Fr	Sa	Su	Mo
Lv San Antonio, Tex. (C.T.)	"	3 45	Tu	We	Th	Fr	Sa	Su	Mo
Ar El Paso, Tex. (M.T.)	"	8 15	We	Th	Fr	Sa	Su	Mo	Tu
Lv St. Louis, Mo. (C.T.)	Mo. Pac.	5 30	Mo	Tu	We	Th	Fr	Sa	Su
Lv Memphis, Tenn.	"	9 15	Mo	Tu	We	Th	Fr	Sa	Su
Lv Little Rock, Ark.	"	1 50	Tu	We	Th	Fr	Sa	Su	Mo
Lv Dallas, Tex.	T. & P.	2 00	Tu	We	Th	Fr	Sa	Su	Mo
Lv Fort Worth, Tex.	"	3 30	Tu	We	Th	Fr	Sa	Su	Mo
Ar El Paso, Tex. (M.T.)	T. & P.	7 45	We	Th	Fr	Sa	Su	Mo	Tu
Lv El Paso, Tex. (M.T.)	Sou. Pac.	8 50	We	Th	Fr	Sa	Su	Mo	Tu
Lv Douglas, Ariz.	"	2 25	We	Th	Fr	Sa	Su	Mo	Tu
Ar Bisbee Jct., Ariz.	"	3 13	We	Th	Fr	Sa	Su	Mo	Tu
Ar Bisbee, Ariz.	Bus	3 35	We	Th	Fr	Sa	Su	Mo	Tu
Lv Bisbee, Ariz.	"	1 40	We	Th	Fr	Sa	Su	Mo	Tu
Ar Tucson, Ariz.	Sou. Pac.	5 30	We	Th	Fr	Sa	Su	Mo	Tu
Ar Casa Grande, Ariz.	"	7 27	We	Th	Fr	Sa	Su	Mo	Tu
Ar Maricopa, Ariz.	"	8 00	We	Th	Fr	Sa	Su	Mo	Tu
Ar Gila, Ariz.	"	9 05	We	Th	Fr	Sa	Su	Mo	Tu
Ar Sentinel, Ariz.	"	9 59	We	Th	Fr	Sa	Su	Mo	Tu
Ar Wellton, Ariz.	"	11 10	We	Th	Fr	Sa	Su	Mo	Tu
Ar Yuma, Ariz. (M.T.)	"	12 15	Th	Fr	Sa	Su	Mo	Tu	We
Lv Yuma, Ariz. (P.T.)	"	11 45	We	Th	Fr	Sa	Su	Mo	Tu
Lv Indio, Cal.	"	3 01	Th	Fr	Sa	Su	Mo	Tu	We
Lv Colton, Cal.	"	5 40	Th	Fr	Sa	Su	Mo	Tu	We
Ar Alhambra, Cal. (Pasadena)	"	7 20	Th	Fr	Sa	Su	Mo	Tu	We
Ar Los Angeles, Cal. (Un. Sta.)	"	7 45	Th	Fr	Sa	Su	Mo	Tu	We

Full Lounge Car: ★ New Orleans to Los Angeles. (For Pullman passengers). Standard Sleepers: ★ New Orleans to Los Angeles. (Sections, Drawing-Rooms, Compartments).
★ New Orleans to El Paso (Sections, Drawing-Room, Compartments).
★ New Orleans to Lake Charles. (Sections, Drawing-Rooms.) (Occupancy at Lake Charles until 8:00 A.M.)
★ St. Louis to Los Angeles via M.P., T&P, S.P. (Sections, Drawing-Room, Compartments).
★ Memphis to Los Angeles. (Sections, Drawing-Room, Compartments.) Via R.I. No. 111 to Tucumcari, S.P. No. 43 to El Paso, thence No. 5.
★ Calexico to Los Angeles (Sections, Drawing-Room, Compartments). (On Train No. 357 to Niland, thence No. 5.)
Tourist Sleepers: ★ New Orleans to Los Angeles.
Chair Car and Coaches: ★ New Orleans to Los Angeles.
★ Ft. Worth to Los Angeles. Via T&P, S.P.
★ Memphis to Los Angeles. Via R.I. No. 111 to Tucumcari, S.P. No. 43 to El Paso, thence No. 5.
★ Calexico to Los Angeles. (On Train No. 357 to Niland, thence No. 5.)
News Agent Car: ★ New Orleans to Los Angeles (Sandwiches, Coffee, etc.)
Dining Car: ★ New Orleans to Los Angeles. Tickets Honored: Ask Agents.

(C) CONNECTIONS AT NEW ORLEANS

WESTBOUND	Daily Example	Daily Example	Daily Example
Lv Chicago, Ill. (C.T.)	I. C.	8 00 Su	7 20 Su
Lv St. Louis, Mo. (C.T.)	"	9 32 Su	8 45 Su
Lv Memphis, Tenn. (C.T.)	"	5 07 Su	2 22 Mo
Ar New Orleans, La. (C.T.)	"	11 55 Su	9 30 Mo
Lv New York, N.Y. (E.T.)	P. R. R.	12 30 Su	6 35 Sa
Lv Chattanooga, Tenn. (C.T.)	Sou. Ry.	8 25 Mo	4 30 Su
Ar New Orleans, La. (C.T.)	"	9 10 Mo	6 55 Mo
Lv Cincinnati, O. (E.T.)	Sou. Ry.	9 10 Su	9 15 Su
Ar New Orleans, La. (C.T.)	"	6 55 Mo	9 00 Mo
Lv Cincinnati, O. (E.T.)	B. & O.	12 10 Su	6 50 Su
Ar New Orleans, La. (C.T.)	I. C.	11 55 Su	6 40 Mo
Lv Cincinnati, O. (E.T.)	L. & N.	9 00 Su	1 45 Su
Ar New Orleans, La. (C.T.)	"	7 30 Mo	7 45 Mo
Lv Jacksonville, Fla. (E.T.)	SAL.	10 10 Su	11 30 Su
Ar New Orleans, La. (C.T.)	L. & N.	7 30 Mo	7 00 Mo
Lv New York, N.Y. (E.T.)	B. & O.	1 05 Su	6 15 Sa
Lv Philadelphia, Pa. (E.T.)	"	3 37 Su	8 47 Sa
Ar Washington, D. C. (E.T.)	"	6 10 Su	11 20 Sa
Ar New Orleans, La. (C.T.)	Sou.-L. & N.	8 25 Mo	7 30 Mo

(D) WASHINGTON-SUNSET ROUTE

New York, Washington, Atlanta, New Orleans, El Paso, Los Angeles

Daily Service	No. 37	No. 33	
Lv New York, N. Y. (E.T.)	Penn.	5 15 Su	9 50 Sa
Lv Philadelphia (North), Pa.	"	6 3 25 Su	11 28 Sa
Lv Baltimore, Md.	"	6 5 19 Su	1 20 Su
Lv Washington, D. C.	Sou. Ry.	6 25 Su	d 2 50 Su
Lv Danville, Va.	"	6 11 43 Su	8 55 Su
Lv Greensboro, N. C.	"	6 12 50 Mo	10 10 Su
Lv Spartanburg, S. C.	"	6 4 25 Mo	2 02 Su
Lv Atlanta, Ga. (E.T.)	A. & W. P.	8 55 Mo	7 25 Su
Lv Montgomery, Ala. (C.T.)	L. & N.	12 25 Mo	11 15 Su
Ar New Orleans, La. (C.T.)	"	8 25 Mo	h 7 30 Mo
Daily Service	No. 5	No. 1	
Lv New Orleans, La. (C.T.)	S. P.	11 00 Mo	11 30 Mo
Ar Houston, Tex.	"	9 10 Tu	7 55 Mo
Ar San Antonio, Tex. (C.T.)	"	3 15 Tu	12 45 Tu
Ar El Paso, Tex. (M.T.)	"	8 15 We	2 10 Tu
Ar Los Angeles (Un. Station) (P.T.)	"	7 45 Th	9 25 We

(E) COAST TO COAST SERVICE

New York, Washington, Birmingham, New Orleans, El Paso, Los Angeles

The Southerner (Streamliner-All-Coach)-Daily	No. 47	
Lv New York, N. Y. (E.T.)	The Southerner Penn.	4 35 Su
Lv Philadelphia (North), Pa.	"	6 14 Su
Lv Baltimore, Md.	"	7 53 Su
Lv Washington, D. C.	Sou. Ry.	8 50 Su
Lv Danville, Va.	"	1 24 Mo
Lv Greensboro, N. C.	"	2 24 Mo
Lv Spartanburg, S. C.	"	6 02 Mo
Lv Atlanta, Ga. (E.T.)	"	10 20 Mo
Lv Birmingham, Ala. (C.T.)	"	1 55 Mo
Ar New Orleans, La. (C.T.)	The Southerner	9 10 Mo
Daily Service	No. 5	
Lv New Orleans, La. (C.T.)	Argonaut S. P.	11 00 Mo
Ar Houston, Tex.	"	9 10 Tu
Ar San Antonio, Tex. (C.T.)	"	3 15 Tu
Ar El Paso, Tex. (M.T.)	"	8 15 We
Ar Los Angeles (Un. Station) (P.T.)	Argonaut	7 45 Th

★ Regularly assigned cars are air-conditioned.

All PM time in Dark faced figures.

E.T.—Eastern Time, O.S.T.—Central Standard Time.

M.T.—Mountain Time, P.T.—Pacific Time

•—No. 17—Change Birmingham.

†—Runs via San Joaquin Valley Line, arriving San Francisco (Market St. Station).

○—Train 75-73.

⊕—Open for occupancy 9:30PM.

b—Coach passengers leave New York 9:30AM, North Philadelphia 11:00AM, Baltimore 12:43PM, Washington 1:40PM, Greensboro 9:35PM, Ar. Atlanta 7:00AM (E.T.)

c—Stops on flag to detain pay passengers from El Paso and beyond.

d— Sleeper open for occupancy 10:00PM.

f—Flag stop.

g—Coach passengers leave 7:30PM

h—Coach passengers arrive 9:00AM.

SUNSET ROUTE • EASTBOUND

LOS ANGELES - SAN DIEGO - SOUTHERN ARIZONA - EL PASO - SAN ANTONIO - HOUSTON - NEW ORLEANS

(A) TRAIN 2 SUNSET LIMITED—No Extra Fare

Los Angeles, El Paso, New Orleans										
Lv Los Angeles, Cal. (Un.Sta.)...Sou.Pac.	12 30	Mo	Tu	We	Th	Fr	Sa	Su		
Lv Alhambra (Pasadena), Cal.	12 50	Mo	Tu	We	Th	Fr	Sa	Su		
Lv Colton, Cal.	2 05	Mo	Tu	We	Th	Fr	Sa	Su		
Lv Indio, Cal.	3 59	Mo	Tu	We	Th	Fr	Sa	Su		
Ar Yuma, Ariz. (P.T.)	6 30	Mo	Tu	We	Th	Fr	Sa	Su		
Lv Yuma, Ariz. (M.T.)	7 45	Mo	Tu	We	Th	Fr	Sa	Su		
Ar Phoenix, Ariz.	11 25	Mo	Tu	We	Th	Fr	Sa	Su		
Lv Phoenix, Ariz.	11 40	Mo	Tu	We	Th	Fr	Sa	Su		
Ar Mesa, Ariz.	12 17	Tu	We	Th	Fr	Sa	Su	Mo		
Ar Chandler, Ariz.	12 30	Tu	We	Th	Fr	Sa	Su	Mo		
Ar Tucson, Ariz.	2 25	Tu	We	Th	Fr	Sa	Su	Mo		
Lv Tucson, Ariz.	2 40	Tu	We	Th	Fr	Sa	Su	Mo		
Ar Bowie, Ariz.	5 45	Tu	We	Th	Fr	Sa	Su	Mo		
Ar Lordsburg, N. M.	6 55	Tu	We	Th	Fr	Sa	Su	Mo		
Ar Deming, N. M.	8 18	Tu	We	Th	Fr	Sa	Su	Mo		
Ar El Paso, Tex. (M.T.)	10 00	Tu	We	Th	Fr	Sa	Su	Mo		
Lv El Paso, Tex. (M.T.)...T. & P.	12 10	Tu	We	Th	Fr	Sa	Su	Mo		
Ar Dallas, Tex. (C.T.)	7 50	We	Th	Fr	Sa	Su	Mo	Tu		
Lv El Paso, Tex. (M.T.)...Sou.Pac.	10 30	Tu	We	Th	Fr	Sa	Su	Mo		
Ar San Antonio, Tex. (C.T.)	2 10	We	Th	Fr	Sa	Su	Mo	Tu		
Ar Houston, Tex.	7 15	We	Th	Fr	Sa	Su	Mo	Tu		
Ar New Orleans La. (C.S.T.)	4 15	We	Th	Fr	Sa	Su	Mo	Tu		

San Francisco, Santa Barbara, Los Angeles										
Daily Service	52	98	72	56	96	58	70	76		
Lv San Francisco (3rd St.)	8 15	8 20		12 15		7 00	9 00			
Lv San Francisco (Mkt. St.)	8 00		10 00		6 30	8 00				
Lv Santa Barbara, Cal.	3 42	8 25		7 33	5 10	6 10				
Ar Los Angeles (Union Sta.)	7 50	6 00	12 01	6 00	9 55	10 8 00	9 00			

Full Lounge Car:★Los Angeles to New Orleans. (For Pullman passengers.) Barber-Shower Bath. Standard Sleepers:★Los Angeles to New Orleans (Sections, Drawing-Rooms, Compartments, Bedrooms).

★Washington-Sunset Route Sleeper. (Sections, Compartments, Drawing-Room). Los Angeles to New Orleans. (New Orleans to New York *The Crescent*). Starts June 1, 1947.

★Los Angeles to San Antonio (Sections, Drawing-Room, Compartments). (Occupancy at San Antonio until 8:00AM.)

★Los Angeles to Dallas (Sections, Drawing-Room) via S.P., T.&P.

Reclining Chair Cars: (Seats must be reserved in advance).

★Los Angeles to New Orleans.

★Los Angeles to Dallas via S.P., T.&P.

Dining Car:★Los Angeles to New Orleans.

News Agent Service: (Sandwiches, Coffee, etc.)

Tickets Honored: Ask Agents.

Table 2

Schedule Of
**NEW COAST-TO-COAST
PULLMAN SERVICE**
See opposite page for description

Sunset Limited
No. 2

EASTBOUND—Daily

Lv Los Angeles (PST)....SP 12:30PM Mo
Lv El Paso (MST)....." 10:30AM Tu
Lv San Antonio (CST)...." 2:25AM We
Lv Houston....." 7:45AM We
Ar New Orleans (CST)....SP. 4:15PM We

The Crescent No. 38

Lv New Orleans (CST). L&N 11:00PM We
Ar Montgomery (CST)...." 7:15AM Th
Ar Atlanta (EST)....A&WP 1:15PM Th
Ar Washington.....SouRy 4:30AM Fr
Ar New York (EST)....Penn 9:15AM Fr

Piedmont Limited
No. 33-99

WESTBOUND—Daily

Lv New Orleans (CST)....Penn 9:50PM Mo
Lv Washington.....SouRy 2:50AM Tu
Lv Atlanta (EST)....A&WP 7:25PM Tu
Lv Montgomery (CST)....L&N 11:15PM We
Ar New Orleans (CST)...." 7:30AM We

Sunset Limited No. 1

Lv Los Angeles (PST)....SP 9:25AM Fr

(B) TRAIN 6 ARGONAUT

Los Angeles, El Paso, New Orleans										
Lv Los Angeles Cal (Un.Sta.)Sou.Pac.	8 30	Mo	Tu	We	Th	Fr	Sa	Su		
Lv Alhambra, Cal. (Pasadena)....	8 50	Mo	Tu	We	Th	Fr	Sa	Su		
Lv Colton, Cal.	10 15	Mo	Tu	We	Th	Fr	Sa	Su		
Lv Indio, Cal.	12 30	Tu	We	Th	Fr	Sa	Su	Mo		
Ar Yuma, Ariz. (P.T.)	3 10	Tu	We	Th	Fr	Sa	Su	Mo		
Lv Yuma, Ariz. (M.T.)	4 35	Tu	We	Th	Fr	Sa	Su	Mo		
Lv Gila, Ariz.	7 45	Tu	We	Th	Fr	Sa	Su	Mo		
Ar Tucson, Ariz.	10 55	Tu	We	Th	Fr	Sa	Su	Mo		
Ar Bowie, Ariz.	2 50	Tu	We	Th	Fr	Sa	Su	Mo		
Ar Lordsburg, N. M.	4 15	Tu	We	Th	Fr	Sa	Su	Mo		
Ar Deming, N. M.	5 50	Tu	We	Th	Fr	Sa	Su	Mo		
Ar El Paso, Tex. (M.T.)	7 45	Tu	We	Th	Fr	Sa	Su	Mo		
Lv El Paso, Tex. (M.T.)...T.&P.	9 00	Tu	We	Th	Fr	Sa	Su	Mo		
Ar Fort Worth, Tex. (C.T.)	2 30	We	Th	Fr	Sa	Su	Mo	Tu		
Ar Dallas, Tex.	4 00	We	Th	Fr	Sa	Su	Mo	Tu		
Ar Little Rock, Ark. Mo. Pac.	11 50	We	Th	Fr	Sa	Su	Mo	Tu		
Ar Memphis, Tenn.	6 50	Th	Fr	Sa	Su	Mo	Tu	We		
Ar St. Louis, Mo.	8 30	Th	Fr	Sa	Su	Mo	Tu	We		
Lv El Paso, Tex. (M.T.)...Sou.Pac.	8 30	Tu	We	Th	Fr	Sa	Su	Mo		
Ar San Antonio, Tex. (C.T.)	2 15	We	Th	Fr	Sa	Su	Mo	Tu		
Ar Houston, Tex.	8 35	We	Th	Fr	Sa	Su	Mo	Tu		
Ar New Orleans, La. (C.S.T.)	7 30	Th	Fr	Sa	Su	Mo	Tu	We		

★Argonaut and Sunset Limited are air-conditioned and AIR-COOLED All Year

(C) CONNECTIONS AT NEW ORLEANS

EASTBOUND	Daily Example	Daily Example	Daily Example	
Lv New Orleans La. (C.T.)...I.C.	8 00	Th	5 00	Th
Ar Memphis, Tenn. (C.T.)	2 28	Th	11 35	Th
Ar St. Louis, Mo. (C.T.)	9 55	Th	7 15	Fr
Ar Chicago, Ill. (C.T.)	11 55	Th	9 30	Fr
Lv New Orleans, La. (C.T.) Sou.Ry.	8 00	Th	9 00	Th
Ar Chattanooga, Tenn. (C.T.)	6 35	Th	11 00	Fr
Ar New York, N.Y. (E.T.)	3 45	Fr	11 30	Sa
Lv New Orleans, La. (C.T.) L.&N.	8 40	Th	11 30	Th
Ar Cincinnati, O. (E.T.)	12 05	Fr	10 05	Fr
Lv New Orleans, La. (C.T.) Sou.Ry.	6 15	Th	9 00	Th
Ar Cincinnati, O. (E.T.)	7 55	Fr	9 55	Fr
Lv New Orleans, La. (C.T.) I.C.	8 00	Th		
Ar Cincinnati, O. (E.T.) B. & O.	8 25	Fr		
Lv New Orleans, La. (C.T.) L.&N-Sou	8 40	Th	11 00	Th
Ar Jacksonville, Fla. (E.T.) SAL.	7 00	Fr	6 45	Fr
Lv New Orleans, La. (C.T.) L.&N-Sou	8 40	Th	11 00	Th
Ar Washington, D.C. (E.T.) B.&O.	1 00	Sa	7 00	Sa
Ar Philadelphia, Pa. (E.T.)	4 03	Sa	9 28	Sa
Ar New York, N.Y. (E.T.) 42d St.	7 10	Sa	11 59	Sa

(D) WASHINGTON-SUNSET ROUTE

Los Angeles, El Paso, New Orleans, Atlanta, Washington, New York										
Daily Service										
Lv Los Angeles (Union Station) S.P.	12 30	Mo	12 30	Mo	8 30	Mo				
Lv El Paso, Tex. (M.T.)	10 30	Tu	10 30	Tu	8 30	Tu				
Lv San Antonio, Tex. (C.T.)	2 25	We	2 25	We	2 55	We				
Lv Houston, Tex.	7 45	We	7 45	We	9 40	We				
Ar New Orleans, La. (C.T.)	4 15	We	4 15	We	7 30	We				
Daily Service										
Lv New Orleans, La. (C.T.) L.&N.	5 30	We	11 00	We	8 40	Th				
Ar Montgomery, Ala. (C.T.)	2 30	Th	7 15	Th	6 00	Th				
Ar Atlanta, Ga. (E.T.) A&W.P.	8 30	Th	1 15	Th	12 55	Fr				
Ar Spartanburg, S. C. Sou. Ry.	1 50	Th	4 44	Th	6 30	Fr				
Ar Greensboro, N. C.	6 15	Th	4 40	Th	11 30	Fr				
Ar Danville, Va.	7 25	Th	10 45	Th	12 45	Fr				
Ar Washington, D. C.	51 30	Fr	6 43	Fr	7 30	Fr				
Ar Baltimore, Md.	2 51	Fr	4 56	Fr	8 40	Fr				
Ar Philadelphia (North), Pa.	5 02	Fr	47 39	Fr	10 44	Fr				
Ar New York, N. Y. (E.T.)	6 40	Fr	49 15	Fr	12 15	Sa				

(E) COAST TO COAST SERVICE

Los Angeles, El Paso, New Orleans, Birmingham, Washington, New York										
Daily Service										
Lv Los Angeles (Union Station) S.P.	12 30	Tu	12 30	Tu	8 30	Tu				
Lv El Paso, Tex. (M.T.)	10 30	We	8 30	We						
Lv San Antonio, Tex. (C.T.)	2 25	Th	2 55	Th						
Lv Houston, Tex.	7 45	Th	9 40	Th						
Ar New Orleans, La. (C.T.)	4 15	Th	7 30	Th						
The Southerner (Streamliner-All-Coach)-Daily										
Lv New Orleans, La. (C.T.) The Southerner	3 00	Fr	3 00	Fr						
Ar Birmingham, Ala. (C.T.)	3 15	Fr								
Ar Atlanta, Ga. (E.T.)	8 20	Fr								
Ar Spartanburg, S. C.	12 18	Sa								
Ar Greensboro, N. C.	3 35	Sa								
Ar Danville, Va.	4 30	Sa								
Ar Washington, D. C.	9 20	Sa								
Ar Baltimore, Md.	10 17	Sa								
Ar Philadelphia (North), Pa.	11 58	Sa								
Ar New York, N. Y. (E.T.) The Southerner	1 30	Sa								

★Regularly assigned cars are air-conditioned.
All PM time in Dark faced figures.
P.T.—Pacific Time.
M.T.—Mountain Time.
C.S.T.—Central Standard Time.
E.T.—Eastern Time.
—Change cars for points beyond Washington.
b— Sleeper may be occupied until 7:30AM.
c—Stops on flag to entrain pay passengers for El Paso or beyond.

d—Coach passengers Lv Atlanta 1:55PM (E.T.). Ar Washington 6:45AM, New York 10:55AM.
e—Coach passengers may leave New Orleans 11:30AM, arrive Montgomery 6:04PM.
f—Flag stop.
g—Coach passengers may leave New Orleans 11:30AM.
h—No. 18—Change Birmingham.
i—Leaves from San Francisco Market St. Station, operating via San Joaquin Valley Line.
o—Train 74-76.

(F) LOS ANGELES, EL CENTRO, CALEXICO
(★Coach and ★Standard Sleeper)

Nos. 6-358		Nos. 357-5
*8 30	Lv Los Angeles (Un. Sta.)	Ar 7 45
8 50	Lv Alhambra	Ar 7 20
10 15	Lv Colton	Ar 5 30
12 30	Lv Indio	Ar 2 50
4 30	Lv Niland	Lv 11 30
5 20	Ar Brawley	Lv 10 00
6 05	Ar El Centro	Lv 9 15
6 30	Ar Calexico	Lv *8 30

GOLDEN STATE ROUTE • EASTBOUND

LOS ANGELES - SAN DIEGO - SOUTHERN ARIZONA - EL PASO - KANSAS CITY - ST. LOUIS - CHICAGO

Table 6

(A) TRAIN 4 GOLDEN STATE
NO EXTRA FARE
Los Angeles, El Paso, Chicago to New York
THROUGH PULLMANS—LOS ANGELES TO NEW YORK

Lv Los Angeles, Cal. (Un. Sta.)	11 15	Mo	Tu	We	Th	Fr	Sa	Su
Lv Alhambra, Cal. (Pasadena) S.P.	11 34	Mo	Tu	We	Th	Fr	Sa	Su
Lv Palm Springs, Cal.	1 55	Mo	Tu	We	Th	Fr	Sa	Su
Ar Yuma, Ariz. (P.T.)	5 01	Mo	Tu	We	Th	Fr	Sa	Su
Lv Yuma (M.T.)	6 10	Mo	Tu	We	Th	Fr	Sa	Su
Lv Phoenix, Ariz.	10 05	Mo	Tu	We	Th	Fr	Sa	Su
Lv Tucson, Ariz.	12 40	Tu	We	Th	Fr	Sa	Su	Mo
Ar Bisbee Junction, Ariz.	2 50	Tu	We	Th	Fr	Sa	Su	Mo
Ar Bisbee, Ariz. (Bus)	3 15	Tu	We	Th	Fr	Sa	Su	Mo
Lv Douglas, Ariz. (S.P.)	3 24	Tu	We	Th	Fr	Sa	Su	Mo
Ar El Paso, Tex. (M.T.)	7 50	Tu	We	Th	Fr	Sa	Su	Mo
Lv El Paso, Tex. (M.T.) Un. Sta.	8 10	Tu	We	Th	Fr	Sa	Su	Mo
Ar Tucumcari, N.M. (M.T.)	2 44	Tu	We	Th	Fr	Sa	Su	Mo
Lv Tucumcari, N.M. (C.T.) R.I.	3 50	Tu	We	Th	Fr	Sa	Su	Mo
Lv Dalhart, Tex.	5 25	Tu	We	Th	Fr	Sa	Su	Mo
Ar Topeka, Kan.	1 30	We	Th	Fr	Sa	Su	Mo	Tu
Ar Kansas City, Mo.	2 55	We	Th	Fr	Sa	Su	Mo	Tu
Lv Kansas City, Mo. (Mo. Pac.)	7 00	We	Th	Fr	Sa	Su	Mo	Tu
Ar St. Louis, Mo.	11 55	We	Th	Fr	Sa	Su	Mo	Tu
Lv Kansas City, Mo. (R.I.)	9 00	We	Th	Fr	Sa	Su	Mo	Tu
Ar St. Paul, Minn.	5 45	We	Th	Fr	Sa	Su	Mo	Tu
Ar Minneapolis, Minn.	6 15	We	Th	Fr	Sa	Su	Mo	Tu
Lv Kansas City, Mo. (R.I.)	3 10	We	Th	Fr	Sa	Su	Mo	Tu
Ar Chicago, Ill. (C.T.)	1 30	We	Th	Fr	Sa	Su	Mo	Tu

Thru car leaves Los Angeles on odd days in May, even days in June and July, odd days in August, etc.

Thru car leaves Los Angeles on even days in May, odd days in June and July, even days in August, etc.

Lv Chicago (C.T.) (No. 68)	3 00
Ar New York (E.T.) (N.Y.C.)	8 30
Lv Chicago (C.T.) (No. 28)	3 30
Ar New York (E.T.) (Penna.)	8 30

(B) TRAIN 40 IMPERIAL
Los Angeles, El Paso to Chicago

Lv Los Angeles, Cal. (Un. Sta.)	2 45	Mo	Tu	We	Th	Fr	Sa	Su
Lv Alhambra, Cal. (Pasadena) S.P.	3 04	Mo	Tu	We	Th	Fr	Sa	Su
Lv Palm Springs, Cal.	6 25	Mo	Tu	We	Th	Fr	Sa	Su
Lv Niland, Cal.	7 15	Mo	Tu	We	Th	Fr	Sa	Su
Lv Brawley, Cal.	7 38	Mo	Tu	We	Th	Fr	Sa	Su
Lv El Centro, Cal.	8 03	Mo	Tu	We	Th	Fr	Sa	Su
Lv Calexico, Cal.	8 22	Mo	Tu	We	Th	Fr	Sa	Su
Ar Yuma, Ariz. (P.T.)	9 55	Mo	Tu	We	Th	Fr	Sa	Su
Lv San Diego, Cal. (S.D.&A.E.)	2 00	Mo	Tu	We	Th	Fr	Sa	Su
Ar Yuma, Ariz. (P.T.) S.P.	9 35	Mo	Tu	We	Th	Fr	Sa	Su
Lv Yuma (M.T.)	11 15	Mo	Tu	We	Th	Fr	Sa	Su
Lv Phoenix, Ariz.	3 05	Tu	We	Th	Fr	Sa	Su	Mo
Lv Tucson, Ariz.	5 40	Tu	We	Th	Fr	Sa	Su	Mo
Ar Bisbee Junction, Ariz.	7 53	Tu	We	Th	Fr	Sa	Su	Mo
Ar Bisbee, Ariz. (Bus)	8 20	Tu	We	Th	Fr	Sa	Su	Mo
Lv Douglas, Ariz. (S.P.)	8 25	Tu	We	Th	Fr	Sa	Su	Mo
Ar El Paso, Tex. (M.T.)	1 00	Tu	We	Th	Fr	Sa	Su	Mo
Lv El Paso, Tex. (M.T.) Un. Sta.	1 20	Tu	We	Th	Fr	Sa	Su	Mo
Ar Tucumcari, N.M. (M.T.) S.P.	7 45	Tu	We	Th	Fr	Sa	Su	Mo
Lv Tucumcari, N.M. (C.T.) R.I.	8 55	Tu	We	Th	Fr	Sa	Su	Mo
Lv Dalhart, Tex.	10 29	Tu	We	Th	Fr	Sa	Su	Mo
Ar Topeka, Kan.	7 00	We	Th	Fr	Sa	Su	Mo	Tu
Ar Kansas City, Mo.	8 25	We	Th	Fr	Sa	Su	Mo	Tu
Lv Kansas City, Mo. (Mo. Pac.)	9 00	We	Th	Fr	Sa	Su	Mo	Tu
Ar St. Louis, Mo.	4 00	We	Th	Fr	Sa	Su	Mo	Tu
Lv Kansas City, Mo. (R.I.)	9 00	We	Th	Fr	Sa	Su	Mo	Tu
Ar St. Paul, Minn.	5 45	We	Th	Fr	Sa	Su	Mo	Tu
Ar Minneapolis, Minn.	6 15	We	Th	Fr	Sa	Su	Mo	Tu
Lv Kansas City, Mo. (R.I.)	8 50	We	Th	Fr	Sa	Su	Mo	Tu
Ar Chicago, Ill. (C.T.)	7 45	We	Th	Fr	Sa	Su	Mo	Tu

TRAIN 4 GOLDEN STATE
NO EXTRA FARE
Via S. P. and R. I.

Full Lounge Car: ★ Los Angeles to Chicago. (For Pullman passengers.) (Barber-Shower Bath.)

Standard Sleepers: ★ Los Angeles to New York (Bedrooms, Compartments, Drawing-Rooms). (Operates via Penna. No. 28 and N. Y. C. No. 68 on alternate days.)

★ Los Angeles to Chicago (Sections, Bedrooms, Drawing-Rooms, Compartments, Roomettes).

★ Los Angeles to St. Louis (Sections, Roomettes, Bedrooms). S. P.-R. I. No. 4 to Kansas City. Mo. Pac. No. 12 to St. Louis.

★ Phoenix to Chicago (Bedrooms, Drawing-Rooms, Compartments).

Dining Car: ★ Los Angeles to Chicago.

Coffee Shop Car: ★ Los Angeles to Chicago.

Reclining Chair Cars: ★ Los Angeles to Chicago. (All seats must be reserved in advance.)

Tickets Honored: Ask Agents.

(C) TRAIN 44 PASSENGER
Los Angeles, El Paso to Chicago

Lv Los Angeles, Cal. (Un. Sta.)	6 30	Mo	Tu	We	Th	Fr	Sa	Su
Lv Alhambra, Cal. (Pasadena) S.P.	6 50	Mo	Tu	We	Th	Fr	Sa	Su
Lv Palm Springs, Cal.	9 52	Mo	Tu	We	Th	Fr	Sa	Su
Ar Yuma, Ariz. (P.T.)	1 30	Tu	We	Th	Fr	Sa	Su	Mo
Lv Yuma (M.T.)	2 50	Tu	We	Th	Fr	Sa	Su	Mo
Lv Phoenix, Ariz.	7 10	Tu	We	Th	Fr	Sa	Su	Mo
Lv Tucson, Ariz.	11 05	Tu	We	Th	Fr	Sa	Su	Mo
Ar Bisbee Junction, Ariz.	2 05	Tu	We	Th	Fr	Sa	Su	Mo
Ar Bisbee, Ariz. (Bus)	3 35	Tu	We	Th	Fr	Sa	Su	Mo
Lv Douglas, Ariz. (S.P.)	1 40	Tu	We	Th	Fr	Sa	Su	Mo
Ar El Paso, Tex. (M.T.)	2 55	Tu	We	Th	Fr	Sa	Su	Mo
Lv El Paso, Tex. (M.T.) Un. Sta. S.P.	8 10	Tu	We	Th	Fr	Sa	Su	Mo
Ar Tucumcari, N.M. (M.T.) S.P.	8 50	Tu	We	Th	Fr	Sa	Su	Mo
Lv Tucumcari, N.M. (C.T.) R.I.	5 15	We	Th	Fr	Sa	Su	Mo	Tu
Ar Oklahoma City.	6 50	We	Th	Fr	Sa	Su	Mo	Tu
Ar Little Rock, Ark.	5 13	We	Th	Fr	Sa	Su	Mo	Tu
Ar Memphis, Tenn.	3 40	Th	Fr	Sa	Su	Mo	Tu	We
Lv Memphis, Tenn.	8 15	Th	Fr	Sa	Su	Mo	Tu	We
Lv Tucumcari, N.M. (C.T.) R.I.	6 40	We	Th	Fr	Sa	Su	Mo	Tu
Lv Dalhart, Tex.	8 43	We	Th	Fr	Sa	Su	Mo	Tu
Ar Topeka, Kan.	8 35	We	Th	Fr	Sa	Su	Mo	Tu
Ar Kansas City, Mo.	10 10	We	Th	Fr	Sa	Su	Mo	Tu
Lv Kansas City, Mo. (Mo. Pac.)	11 45	We	Th	Fr	Sa	Su	Mo	Tu
Ar St. Louis, Mo.	7 28	Th	Fr	Sa	Su	Mo	Tu	We
Lv Kansas City, Mo. (R.I.)	11 45	We	Th	Fr	Sa	Su	Mo	Tu
Ar St. Paul, Minn.	1 40	Th	Fr	Sa	Su	Mo	Tu	We
Ar Minneapolis, Minn.	2 30	Th	Fr	Sa	Su	Mo	Tu	We
Lv Kansas City, Mo. (R.I.)	10 40	We	Th	Fr	Sa	Su	Mo	Tu
Ar Chicago, Ill. (C.T.)	10 35	Th	Fr	Sa	Su	Mo	Tu	We

SAN DIEGO & ARIZONA EASTERN RY. CO.
San Diego, Tijuana, Carriso Gorge, Yuma

(D) Table 7

	452-358	362-40		39-363	357-451
	Mixed	Daily	Mis.	Elev	Mixed
“San Diego Short Line”					
Lv San Diego, Calif. S.D.&A.E. Ar	13	3	15	c	4 30
“San Ysidro”	100	2	40	3	4 45
“Tijuana (Mex.)”	“	“	“	2 35	3 35
“Agua Caliente (Mex.)”	125	“	“	“	“
“Tecate (Mex.)”	1690	1	26	1	4 30
“Campo”	2590	12	59	f	1 01
“Jacumba”	2830	11	56	11	05
“Carriso Gorge”	2380	“	“	“	“
“Coyote Wells”	290	“	“	“	8 30
“Plaster City”	94	f	10	18	f 8 00
“Seeley”	44	f	10	03	f 7 25
Ar El Centro S.D.&A.E. Lv	49	9	50	1	7 01
El Centro Sou. Pac. Ar	49	9	45	1	6 50
Ar Calexico (U.S.) Lv	2	9	32	6	6 25
Lv Calexico I. C. Ar	2	9	25	“	“
“Mexicali (Mex.)”	“	1	9	15	4 00
“Algodones”	121	7	38	* 1	2 25
“Cantu (U.S.)”	125	“	“	“	“
Ar Yuma (P.T.) Sou. Pac. Lv	142	7	10	“	“

NOS. 362-40—NOS. 39-363
Via S.D.&A.E., S.P. and R.I.

TRAIN 40 IMPERIAL
Via S. P. and R. I.

Lounge Car: ★ Los Angeles to Chicago. (For Pullman Passengers.)

Standard Sleepers: ★ Los Angeles to Chicago. (Sections, Drawing-Rooms, Compartments.)

★ Los Angeles to Kansas City. (Sections, Drawing-Room, Compartments.)

★ San Diego to Chicago. (Sections, Drawing-Room, Compartments.) (Via SD&AE No. 362 to Yuma.)

Tourist Sleepers: ★ Los Angeles to Chicago.

Chair Cars: ★ Los Angeles to Chicago.

★ San Diego to Chicago. (Via SD&AE No. 362 to Yuma.)

Dining Car: ★ Los Angeles to Chicago.

Tickets Honored: Ask Agents.

★ Regularly assigned cars are air-conditioned.
All PM time in Dark faced figures. *—Daily.
C.T.—Central Standard time. M.T.—Mountain Standard time.
P.T.—Pacific Standard time. E.T.—Eastern Standard time.
†—Daily except Saturday. †—Daily except Monday.
□—La Salle Street Station (La Salle and Van Buren Sts.)
a—Stops on flag to entrain pay passengers for El Paso and beyond; also entrain for Brawley, El Centro or Calexico.
b—To and From Union Station.
c—Daily except Sunday. To and from foot Eighth St.
f—Flag stop to entrain or detrain passengers.
—Below sea level.

Standard Sleeper: ★ San Diego and Chicago. (Sections, Drawing Room, Compartments). (Trains 362-40 and 39-363.)

Reclining Chair Car: ★ San Diego and Chicago. (Trains 362-40 and 39-363.)

Dining Car: ★ Yuma and Chicago.

Cafe Lounge: ★ San Diego and Yuma.

Tickets Honored: All classes.

Nos. 452-358 and 357-451:
Coaches: San Diego-Calexico; Mexicali-Algodones (mixed train).

TRAIN 44 PASSENGER
Via S. P. and R. I.

Standard Sleepers:

★ El Paso to Memphis. (Sections, Drawing-Room, Compartments.) (On Train 6 Los Angeles to El Paso, Train 44 to Tucumcari, thence R.I. No. 112.)

★ Los Angeles to Tucson (Sections, Drawing-Room.)

★ Los Angeles to Phoenix. (Sections, Drawing-Room, Compartments, Private Sections.)

Cafe Lounge: ★ Los Angeles to Tucson (For meal service.)

Coaches: ★ Los Angeles and Chicago. (For local passengers.)

★ El Paso to Memphis. (On Train 6 Los Angeles to El Paso, Train 44 to Tucumcari, thence R.I. No. 112.)

★ El Paso to Oklahoma City. (Via R.I. No. 112 from Tucumcari.)

Tickets Honored: Ask Agents.

SUNSET ROUTE

NEW ORLEANS, HOUSTON, SAN ANTONIO, EL PASO

GOLDEN STATE ROUTE

CHICAGO, ST. LOUIS, KANSAS CITY, EL PASO

WESTBOUND

Elev.	(A) Table 8	Sunset Limited No. 1 Daily				Elev.	(B) Table 9	Sunset Limited No. 1 Daily			
		Mls.	Argonaut No. 5 Daily	Alamo No. 7 Daily	Acadian No. 3 Daily			Mls.	Argonaut No. 5 Daily		
....	Lv New Orleans, La. (C.S.T.)	0	11 30	11 00	9 35	8 00	661	Lv San Antonio (S.P.Sta.)	573	1 00	3 45
10	Union Station...Δ	0	11 30	11 00	9 35	8 00	661	Maedona.....	591
12	New Orleans (Carrilton Ave)	2	11 39	11 09	9 44	8 09	721	Laoste.....	598	4 25
10	East Bridge Junction...	6	11 46	11 16	9 51	8 16	778	Noonan.....	605
10	Mississippi River Bridge	992	Dunlay.....	613	f 4 43
8	West Bridge Junction...	11	12 03	11 35	10 08	8 33	890	Hondo.....	622	5 02
9	Boutte.....	25	881	D'Hanis.....	631	5 14
8	Des Allemands.....	33	f 10 35	1065	Seco.....	636
25	Raceland Junction.....	41	10 48	9 14	957	Sabinal.....	643	5 32
8	Lafouche.....	52	969	Yuca.....	648
17	Schriever.....	56	11 15	9 47	985	Knippa.....	654	f 5 46
11	Gibson.....	67	f 11 29	1005	Inge.....	660
13	Boeuf.....	74	11 55	10 27	931	Uvalde.....	665	6 06
14	Morgan City.....	81	f 1 05	12 07	d	939	Hacienda.....	671
15	Berwick.....	82	1043	Obi.....	678
19	Patterson.....	87	1102	Cline.....	683	f 6 31
15	Bayou Sale.....	96	977	Odlaw.....	689
10	Franklin (50).....	102	f 1 44	12 34	11 08	11 08	975	Anascho.....	698
13	Baldwin (50).....	106	12 55	f 11 27	1009	Spottord (63, 68)	706	7 03
19	Jeanerette.....	115	12 55	11 27	1086	Standford	724
21	New Iberia.....	126	c 2 25	1 24	11 53	1085	Amanda.....	728
34	Cade.....	133	d	d	964	Ar Del Rio (68)	743	b 4 25	8 00
38	Broussard.....	139	d	d	964	Lv Del Rio.....	743	b 4 35	8 20
39	Ar Lafayette.....	145	a 3 15	2 55	12 20	9 64	923	McKees.....	751
39	Lv Lafayette.....	145	a 3 20	3 05	2 05	12 30	923	Devil's River.....	757
35	Rayne.....	161	2 27	12 50	955	Bulls.....	763
23	Crowley.....	167	3 45	2 38	1130	Comstock.....	778	9 23
18	Midland.....	175	g	g	1545	Shuma.....	795
16	Mermentau.....	181	g	g	1413	Langtry.....	807	f 10 17	5 183
29	Jennings.....	186	4 12	3 02	1397	Pumpville.....	820	f 10 42	5 984
29	Rosnoke.....	191	1815	Dryden.....	849	f 11 24	4 656
23	Welsh.....	196	g	g	2771	Ar Sanderson.....	871	b 7 40	12 05
24	Iowa.....	207	1 16	1 48	2106	Lv Sanderson.....	871	b 7 50	12 20
16	Lake Charles (51).....	219	4 48	5 20	5 55	2 40	2771	Emerson.....	879
19	Sulphur.....	229	5 38	4 14	3093	Longfellow.....	887	f 12 50	4 029
16	Vinton, Louisiana.....	242	4 35	3 16	3368	Rosenfeld.....	896	
10	Orange, Texas.....	257	6 32	5 09	3 56	3663	Tesnus.....	907	f 1 23	4 116	
22	Beaumont (49, 78) Δ	279	6 13	7 10	5 50	4 40	3725	Haymond.....	915	f 1 35	4 183
45	Nome.....	299	f 6 13	5 04	3881	Marathon.....	931	b 9 14	2 01
60	Devers.....	309	f 6 25	5 18	4043	Alpine.....	952	10 00	2 55
34	Liberty.....	321	6 47	5 41	4484	Paisano (Summit).....	975	f 3 25	4 075
85	Dayton.....	327	f 6 56	5 52	5074	Marfa.....	988	10 41	3 50
51	Crosby.....	342	f 7 15	6 11	4634	Lv Valentine.....	1023	6 11	25 4 45
47	Ar Houston (Gd. Cen. Sta.) Δ	363	7 55	9 10	7 50	6 50	4432	Ar Valentine.....	1023	6 11	25 4 45
47	Lv Houston (59, 60, 61).....	363	8 10	9 45	11 40	4432	Lobo.....	1051	f 5 35	1 527
84	Missouri City.....	382	t 12 13	4281	Hot Wells.....	1069	f 6 04	3 666
82	Sugarland.....	389	f 12 22	4348	Torbet.....	1073
90	Richmond.....	397	f 12 33	4519	Sierra Blanca.....	1092	6 41	4 075
107	Rosenberg (60, 61).....	400	10 43	12 43	4117	Smul.....	1108	f 7 13	4 319
117	Tavener.....	411	f 1 04	3949	Finlay.....	1114	f 7 21	4 553
126	East Bernard.....	416	f 1 16	3568	McNary.....	1126	f 7 41	4 834
156	Lissie.....	426	11 24	1 28	3592	Fort Hancock.....	1131	f 7 49	4 600
174	Eagle Lake.....	432	f 1 46	3583	Tornillo.....	1149	f 8 14	5 287
189	Alleyton.....	445	11 46	1 54	3615	Fabens.....	1155	8 25	5 942
202	Columbus.....	448	12 09	2 18	3632	Clint.....	1162	8 35	6 268
410	Weimar.....	463	12 19	2 28	3664	Ysleta (C.T.).....	1172	8 48	6 666
345	Schulenburg.....	471	12 45	2 55	3719	Set watch back one hour	1184	2 10	8 15
452	Flatonia (55).....	484	1 01	3 18	Ar El Paso, Tex (MT) Δ
367	Waelder.....	495	(Union Station)
456	Harwood (67).....	508
407	Luling.....	517	1 34	4 10
605	Kingsbury.....	528
550	Seguin.....	538	2 10	4 50
643	Marion.....	549
713	Schertz.....	557
712	Randolph Field (Airport)	558	2 44	5 37
712	Converse.....	561	5 44
661	Ar San Antonio, Tex. (S.P.) Δ	573	12 45	3 15	6 15

WESTBOUND

Elev.	(C) Table 10	Imperial No. 39 Daily			Elev.	(C) Table 10	Imperial No. 39 Daily		
		Mls.	Passenger No. 43 Daily	Golden State No. 3 Daily			Mls.	Passenger No. 43 Daily	Golden State No. 3 Daily
590	Lv Chicago, Ill. (C.T.)..... C.R.I.&P.	0	11 00	6 45	9 30	
609	Englewood, Ill..... "	6	11 12	6 58	9 42	
570	Rock Island, Ill..... "	181	2 45	10 35	1 05	
748	Ar Kansas City, Mo..... "	510	10 15	7 00	8 10	
854	Lv Minneapolis, Minn..... C.R.I.&P.	0	12 01	7 30	
732	St. Paul, Minn..... "	11	12 25	8 15	
796	Des Moines, Ia..... "	270	5 03	2 40	
748	Ar Kansas City, Mo..... "	493	9 15	7 50	
480	Lv St. Louis, Mo..... Mo.Pac	0	4 00	11 50	
748	Ar Kansas City, Mo..... "	279	8 55	7 30	
480	Lv St. Louis, Mo..... Wabash	0	3 30	11 59	
748	Ar Kansas City, Mo..... "	278	8 25	7 35	
480	Lv St. Louis, Mo..... C.B.&Q.	0	12 15	12 15	
748	Ar Kansas City, Mo..... "	279	5 35	7 40	
748	Lv Kansas City, Mo..... C.R.I.&P.	510	10 45	7 30	8 30	
892	Topeka, Kan..... "	579	12 10	9 00	9 50	
1340	Herington, Kan..... "	661	2 15	11 10	11 30	
1506	McPherson, Kan..... "	707	12 35	p	
1541	Hutchinson, Kan..... "	735	3 42	1 30	12 50	
2851	Liberal, Kan..... "	919	7 40	6 35	4 15	
3130	Guymon, Okla..... "	958	7 49	
3497	Texhoma, Okla..... "	979	8 13	
3538	Stevens, Tex..... "	989	8 47	
3695	Stratford, Tex..... "	999	9 30	
3980	Ar Dalhart, Tex..... C.R.I.&P.	1030	9 50	6 10	
3980	Lv Denver, Colo..... C.S.S.	0	7 00	7 00	
5984	Colorado Springs, Colo..... "	74	9 05	9 05	
4656	Pueblo, Colo..... "	118	2 20	10 20	
3980	Ar Dalhart, Tex..... F.W.&D.C.	384	7 45	7 45	
3980	Lv Dalhart, Tex..... C.R.I.&P.	1030	9 55	9 40	6 14	
4029	Rehm, Tex..... "	1040	
4078	Middlewater, Tex..... "	1052	
4116	Romero, Tex..... "	1064	10 31	
4183	Naravisa, N. M..... "	1076	10 55	
4130	Obar, N. M..... "	1084	
3813	Logan, N. M..... "	1101	11 25	
4075	Ar Tucumcari, N. M. (C.T.)..... C.R.I.&P.	1124	11 50	12 20	8 05	
262	Lv Memphis, Tenn..... "	0	9 15	
266	Little Rock, Ark..... "	133	1 15	
1199	Oklahoma City, Okla..... "	487	12 12	
1327	El Reno, Okla..... "	513	1 15	
3666	Amarillo, Tex..... "	761	8 35	
4075	Ar Tucumcari, N. M. (C.T.)..... S.F.	874	11 45	
4075	Lv Tucumcari, N. M. (MT) (94)..... S.F.	1124	11 05	11 50	7 20	
4319	Montoya..... "	1145	12 20			

SUNSET ROUTE • GOLDEN STATE ROUTE

EL PASO - BOWIE - DOUGLAS - TUCSON - PHOENIX - LOS ANGELES - SAN DIEGO - SAN FRANCISCO

WESTBOUND

(A) Table 11		Mis.	Golden State No. 3 Daily	Argonaut No. 5 Daily	Passenger No. 43 Daily	Sunset Limited No. 1 Daily	Imperial No. 39 Daily
Elev							
3719	El Paso, Tex. (M.T.)..	1184	1 45	8 50	9 00	2 35	5 45
4211	"Afton, N. M.	1221			f 9 56		
4227	"Cambray	1246			f 10 22		
4334	"Deming (87)	1272			10 58	4 24	
4489	"Gage.	1292			f 11 25		
4503	"Separ.	1312			f 11 51		
4244	Ar Lordsburg.	1332			12 15	5 30	
4244	Lv Lordsburg (88, 89)	1332			12 25	5 37	
4347	"Steins, N. M.	1351			f 12 57		
3611	"San Simon, Ariz.	1366			f 1 23		
3761	Ar Bowie (80, 43)	1382			1 50	6 44	
3761	Lv Bowie	1382			3 00		
3510	Ar Globe.	1505			f 7 10		
3510	Lv Globe.	0			8 45		
3761	Ar Bowie.	123			1 00		
3761	Lv Bowie	1382			1 50	6 44	
4167	"Willeox.	1406			2 25		
4225	"Cochise.	1416			2 43		
4613	"Dragoon.	1426			2 58		
3580	"Benson (81)	1447			3 40		
4064	"Mescal.	1456					
3238	"Val.	1474					
2386	Ar Tucson, Ariz. (87, 48)	1494			4 55	9 25	
4103	Lv Mastodon, N. M.	15					
4057	"Columbus.	73		10 37			
4511	"Hachita.	117		f 11 55			
4119	"Rodeo, N. M.	165		1 00			
3970	Ar Douglas, Ariz. (88)	217	6 13	2 10		10 15	
3970	Lv Douglas.	217	6 21	2 25		10 22	
4676	Ar Bisbee Jct. (85)	239	f 6 50	3 13		f 10 53	
4676	Lv Bisbee Jct. (Bus)	239	6 55	3 15		11 00	
5294	Ar Bisbee.	247	7 15	3 35		11 20	
4676	Lv Bisbee (Bus)	0	6 25	1 40		10 28	
4676	Ar Bisbee Jct.	0	6 45	2 00		10 48	
4676	Lv Bisbee Jct.	239	f 6 50	3 13		f 10 53	
4580	"Naco.	243		3 23			
4183	Ar Hereford (88)	255		3 41			
4183	Lv Hereford (Bus)	255		3 50			
4963	Ar Fort Huachuca	280		4 50			
4963	Lv Fort Huachuca (Bus)	0		12 10			
4183	Ar Hereford	25		1 10			
4183	Lv Hereford	255		3 41			
4030	"Lewis Springs.	265		f 3 55			
3853	"Fairbank (81, 82, 83)	276		f 7 55			
2386	Ar Tucson, Ariz. (87)	340	8 50	5 30		12 50	
2386	Lv Tucson, Ariz.	1494	9 00	5 55	5 35	9 40	1 05
2152	"Cortaro.	1506					
2057	"Rillito.	1511					
1990	"Marana.	1516					
1945	"Naviska.	1520					
1864	"Red Rock.	1527					
1616	Ar Picacho.	1540	9 48	6 43	6 30	10 28	1 53
1616	Lv Picacho.	0	9 48	6 43	6 30	10 28	1 53
1425	"Coolidge.	19		7 00		k 2 14	
1214	"Chandler.	51	10 45	7 50	11 36	k 3 05	
1229	"Mesa.	59		7 50	11 47	k 3 05	
1161	"Tempe.	66		8 30			
1074	Lv Phoenix.	75	11 30	8 45	12 15	3 35	
974	Lv Phoenix.	75	11 45	9 15	12 30	3 50	
971	"Litchfield.	91		9 45			
888	"Buckeye.	105		10 05		k 4 28	
876	"Hassayampa.	113					
635	"Hyder.	158		11 13			
255	Ar Wellton.	211	2 30	12 25	3 17	6 34	
1616	Lv Picacho.	1540		6 43			
1508	"Eloy.	1545		7 02			
1173	"Toltec.	1550		a			
736	"Casa Grande.	1559		7 27			
687	"Maricopa.	1580		8 00			
434	"Gila (89)	1622		9 15			
540	"Sentinel.	1632		9 59			
255	"Aztec.	1636		f 10 45			
142	"Mohawk.	1636		11 10		3 17	6 34
255	"Wellton.	1708	2 30	11 15	1 30	4 10	7 25
142	Ar Yuma, Ariz. (M.T.)	1745	3 25	12 15	1 30	4 10	7 25

All PM time in dark faced figures.
P.T.—Pacific Time.
M.T.—Mountain Time.
—Union Station.
—Below Sea Level.

△—Air Mail dispatched.
•—P.G.L. Station.
▲—Pacific Greyhound Bus.
#—Arrives Sacramento 8:30 AM
‡—Does not stop. For information only.
†—Train No. 357.

a—Stops on flag to entrain pay passengers for Yuma and beyond; also detrains from Tucson and beyond.
c—Stops to detrain passengers from Santa Barbara or beyond.
d—Stops on flag to detrain pay passengers from El Paso or beyond, Calexico, El Centro and Brawley; also to entrain for Los Angeles or beyond.
e—Stops on flag to detrain pay passengers from Wellton or beyond.

f—Flag stop to entrain or detrain passengers.
g—Stops on flag for Gila line and Los Angeles passengers.
j—Stops on flag to detrain pay passengers from El Paso or beyond; also entrain for Palm Springs and west.
k—Stops on flag to detrain pay passengers from El Paso or beyond.
n—Stops on flag to detrain pay passengers from Phoenix or beyond.

†—Oakland Lark leave San Jose 7:47 AM; arrive Oakland (First St.) 9:05 AM; Oakland Pier 9:20 AM.

WESTBOUND

(B) Table 12		Mis.	Argonaut No. 5 Daily	Passenger No. 43 Daily	Sunset Limited No. 1 Daily	Imperial No. 39 Daily	No. 363 Daily	Golden State No. 3 Daily
Elev								
142	Lv Yuma, Ariz. (P.T.)	1745	11 45	12 50	3 25			2 35
130	Ar Niland (88)	1811	f 1 30	2 30	k 4 46			3 56
142	Lv Yuma, Ariz. (P.T.)	0				6 35		7 10
= 1	"Mexicali, Int. Cal.	61				8 10		9 15
= 2	Ar Calexico, Sou. Pac.	61				8 15		9 25
= 16	Ar El Centro (86)	66	8 30					▲1 29
= 49	"Heber.	66	8 40					f ▲1 42
= 19	Ar El Centro (86)	70	9 15			8 35		9 45
= 49	Lv El Centro, S. D. & A. E.	0						9 50
2380	"Carriso Gorge.	47						11 56
2830	"Jacumba.	55						
125	"Agua Caliente.	130						2 35
100	"Tijuana.	132						15
13	Ar San Diego, S. D. & A. E.	148						15
= 49	Lv El Centro.	70	9 15			8 35		▲2 02
= 68	"Imperial.	74	9 25					▲2 17
= 117	"Brawley.	84	10 00			8 57		▲2 49
= 160	"Rockwood.	89						▲2 57
= 183	"Calipatria.	94	10 15					▲3 14
= 130	Ar Niland.	102	11 30					▲3 30
= 130	Lv Niland.	1811	f 1 30	2 30	k 4 46			3 56
= 202	"Salton.	1840						
= 197	"Mecca.	1854						
= 72	"Thermal.	1860						
= 20	"Coachella.	1867	3 01	3 45	5 54	10 30		6 05
= 1125	"Palm Springs.	1895	f 3 55	4 35	f 6 32	11 08		6 43
1779	"Cabezon.	1904						
2318	"Banning (40).	1910		5 05				
2559	"Beaumont.	1916	f 4 45	5 25	7 07	11 42		k 6 16
1307	"Redlands (41)	1932		f				
1071	"Loma Linda.	1935						
964	Ar Colton (80, 81)	1939	5 30	6 05	7 50	12 15		6 50
1082	Lv Bloomington.	1943						
952	"Guasti.	1954						
980	"Ontario (To Upland)	1958	f 6 15	f 6 45				
855	"Pomona.	1964	6 30	f 6 55	k 8 29	12 56		7 27
320	"Puenta.	1977						
287	"Bassett.	1981						
285	"El Monte.	1983		f				
409	Ar San Gabriel.	1987						
459	Ar Alhambra (Pasadena) (19)	1990	7 20	7 40	9 04	1 35		8 05
293	Ar Los Angeles (Un. Sta.)	1996	7 45	8 05	9 25	2 00		8 30

Los Angeles to San Francisco (Via Coast Line)

(C) Table 13		Mis.	S. F. Passenger No. 71 Daily	Morning Daylight No. 99 Daily	Noon Daylight No. 97 Daily	Coaster No. 69 Daily	Lark No. 75 Daily
Elev							
293	Lv Los Angeles (Un. Sta.)	1996	6 00	8 15	12 15	7 55	9 00
425	Lv Glendale.	2002	6 20	8 33	12 33	8 15	9 22
7	Ar Santa Barbara.	2099	9 45	10 30	2 28	10 45	11 37
239	Ar San Luis Obispo.	2218	1 35	12 50	4 47	10 50	2 28
43	Ar Salinas.	2352	5 55	3 37	7 35	5 15	5 42
43	Lv Salinas.	0	7 40	▲3 45	▲7 40	▲5 50	▲5 50
27	Ar Del Monte.	19	▲3 20	▲4 25	▲8 20	▲6 30	▲6 30
3	Ar Monterey.	21	▲3 23	▲4 33	▲8 23	▲6 33	▲6 33
45	Ar Pacific Grove.	24	▲3 40	▲4 50	▲8 40	▲6 50	▲6 50
43	Lv Salinas.	2352	5 55	▲3 45	7 35	▲7 00	▲7 00
21	Ar Watsonville Junction.	2370	6 26		7 57		
21	Lv Watsonville Junction.	0	▲3 00		▲8 00		
22	Ar Watsonville.	2	▲3 09	▲4 32	▲8 09	▲7 58	▲7 58
8	Ar Santa Cruz.	26	▲3 00	▲5 30	▲9 00	▲8 50	▲8 50
21	Lv Watsonville Junction.	2370	6 40		7 58	5 50	6 20
86	Ar San Jose.	2419	7 55	4 58	8 56	6 58	7 25
69	Ar Palo Alto.	2436	8 37			7 45	8 09
25	Ar Burlingame.	2450	9 01			8 14	8 29
8	Ar San Francisco (3rd St.)	2466	9 30	6 00	9 56	8 45	9 00

Los Angeles to San Francisco (Via San Joaquin Valley Line)

(D) Table 14		Mis.	S. I. Daylight No. 61 Daily	Owl No. 57 Daily	West Coast No. 59 Daily	Passenger No. 55 Daily	Bus and Street Car service available between Southern Pacific Station and Ferry Station, San Francisco. Approximate distance 1 1/2 miles.
Elev							
293	Lv Los Angeles (Un. Sta.)	1996	8 25	5 50	7 30	8 30	
425	Lv Glendale.	2002	8 43	6 10	7 53	8 57	
414	Lv Bakersfield.	2166	1 16	11 45	1 15	4 50	
219	Ar Fresno.	2273	3 20	2 35	3 45	9 00	
6	Ar San Francisco (Mkt. St.)	2478	8 30	8 50	#	7 20	

TRAIN NUMBERS

SUNSET ROUTE • GOLDEN STATE ROUTE

SAN FRANCISCO - LOS ANGELES - SAN DIEGO - PHOENIX - TUCSON - DOUGLAS - BOWIE - EL PASO

EASTBOUND

Elev	(A) Table 15	Mls.	Morning Daylight No. 98	L.A. Passenger No. 72	Noon Daylight No. 96	Coaster No. 70	Lark No. 76
8	Ly San Francisco (3rd St.) Δ	0	* 8 15	* 8 20	* 12 15	* 7 00	* 9 00
25	Ly Burlingame	16	8 45	8 45	9 23	9 23	
59	Ly Palo Alto	30	9 05	9 05	9 42	9 42	
86	Ly San Jose	47	9 12	9 45	1 08	8 15	10 12
21	Ar Watsonville Junction	97	11 00	11 00	2 04	9 28	11 17
8	Ly Santa Cruz	0	▲ 8 30	▲ 8 30	▲ 12 55	▲ 7 45	
22	Ly Watsonville	24	▲ 9 30	▲ 9 30	▲ 1 50	▲ 8 37	▲ 8 57
21	Ar Watsonville Junction	27	▲ 9 40	▲ 9 40	▲ 2 00	▲ 8 45	▲ 8 45
21	Ly Watsonville Junction	97	▲ 9 40	▲ 11 15	2 05	9 35	11 25
43	Ar Salinas	114	10▲17	11 59	2 30	10 05	11 55
45	Ly Pacific Grove	0	▲ 9 10	▲ 9 10	▲ 1 15	▲ 8 55	10▲25
3	Ly Monterey	3	▲ 9 30	▲ 9 30	▲ 1 35	▲ 9 15	10▲45
27	Ly Del Monte	5	▲ 9 41	▲ 9 41	▲ 1 40	▲ 9 25	10▲50
43	Ar Salinas	24	10▲16	10 16	▲ 2 20	10▲00	11▲25
48	Ly Salinas	114	10 35	11 59	2 30	10 05	11 55
239	Ly San Luis Obispo	248	1 20	4 10	5 14	1 30	3 11
7	Ly Santa Barbara	367	3 42	8 25	7 55	5 10	6 10
425	Ar Glendale	464	5 40	11 40	9 36	7 38	8 42
293	Ar Los Angeles (Un. Sta.) Δ	470	6 00	12 01	9 55	8 00	9 00

Elev	Table 16	Mls.	No. 52	No. 56	No. 58	Argonaut No. 44	Passenger No. 44
6	Ly San Francisco (Mkt. St.) Δ	0	8 00	10 00	6 30		
219	Ly Fresno	205	1 08	6 10	12 55		
414	Ly Bakersfield	313	3 08	10 05	3 20		
425	Ly Glendale	477	7 33	8 37	8 50		
293	Ar Los Angeles (Un. Sta.) Δ	482	7 50	6 00			

Elev	Table 17	Mls.	Golden State No. 4	Sunset Limited No. 2	Imperial No. 40	Passenger No. 44	Argonaut No. 44
293	Ly Los Angeles (Un. Sta.) Δ	470	11 15	12 30	2 45	6 30	8 30
459	" Alhambra (Pasadena) (19)	476	11 34	12 50	3 04	6 50	8 50
409	" San Gabriel	479				a	b
285	" El Monte	483					
287	" Bassett	485					
320	" Puente	489					
855	" Pomona	502	12 05	1 27	3 35	7 30	9 30
990	" Ontario (To Upland)	508				7 40	9 41
952	" Guasti	512					
1082	" Bloomington	523					
964	" Colton (20, 21)	527	12 43	2 05	4 13	8 20	10 15
1071	" Loma Linda	531					
1307	" Redlands (41)	534				a	f
2559	" Beaumont	550	1 23	2 47	4 53	9 06	11 01
2318	" Banning (40)	556				9 17	11 12
1125	" Palm Springs	571	1 55	3 20	5 25	9 52	11 40
= 20	" Indio	599	2 34	3 59	6 04	10 40	12 30
= 72	" Coachella	603				a	e
= 127	" Thermal	606				a	e
= 197	" Mecca	612				a	e
= 202	" Salton	626				a	e
= 130	Ar Niland, Cal. (26)	656	3 39	5 11	7 10	11 55	1 40
= 142	Ar Yuma, Ariz. (P.T.)	721	5 01	6 30		1 30	3 10
= 183	" Calipatria	8	▲ 4 20			7 15	4 45
= 160	" Rookwood	14	▲ 4 36			7 15	4 45
= 117	" Brawley	19	▲ 5 03			7 38	5 20
= 68	" Imperial	28	▲ 5 27			7 38	5 35
= 49	Ar El Centro	32	▲ 5 41			8 03	6 05
13	Ly San Diego (S.D.&A.E.) Δ	0					
100	" Tijuana	16					
125	" Agua Caliente	19					
2830	" Jacumba	93					
2380	" Carriso Gorge	101					
= 49	Ar El Centro	148					
= 49	Ar El Centro (26)	148	148	▲ 5 43	8 03	7 15	6 05
= 16	" Heber	153	▲ 5 58			f	6 15
= 2	Ar Calexico (26)	157	▲ 6 11			7 28	6 30
= 1	Ly Calexico	157				7 28	7 35
= 2	" Mexicali	158				7 28	7 45
142	Ar Yuma, Ariz. (P.T.) (S.P.)	218				7 55	9 35

(C) Table 19 ALHAMBRA, PASADENA

Motor coach to downtown location in Pasadena connecting with S.P. Trains at Alhambra.

Ly Pasadena	11:00	12:20	35	6 20	7 50
Ar Alhambra (12, 17)	11 15	12 35	2 50	6 35	8 05
Ly Alhambra (12, 17)	7:50	9:15	45	8 15	
Ar Pasadena	8 05	9 30	2 00	8 30	

(D) Table 20 REDLANDS MOTOR BUS SERVICE (Tables 12, 17)

Auto Bus will meet all passenger trains for passengers between Redlands, Second Street station and main line Redlands station, in each direction.

Baggage service, daily except Sunday.

All PM time in Dark faced figures.

P.T.—Pacific Time.

M.T.—Mountain Time.

■—Union Station.

*—Daily.

Δ—Air Mail dispatched from.

▲—Pacific Greyhound Bus.

●—P.G.L. Station.

†—Does not stop. For information only.

—Below Sea Level.

†—Train No. 353.

a—Stops on flag to entrain pay passengers for points East of Wellton, Ariz.

b—Stops on flag to entrain pay passengers for Yuma or beyond.

c—Stops on flag to detrain pay passengers from Yuma or beyond; also entrain for Tucson and beyond.

d—Stops on flag to entrain pay passengers for El Paso and East; also entrain for Brawley, El Centro or Calexico.

e—Stops on flag to entrain pay passengers for Wellton or beyond.

f—Flag stop to entrain or detrain passengers.

g—Stops on flag to detrain pay passengers from Palm Springs and west; also entrain for El Paso and East.

h—Stops on flag to entrain pay passengers for El Paso and East.

i—Stops on flag to entrain pay passengers for Phoenix and East.

n—Does not carry local passengers between San Francisco and San Jose.

t—Stops on flag to entrain pay passengers for El Paso and East; also detrain from Alhambra and West.

EASTBOUND

Elev	(B) Table 18	Mls.	Golden State No. 4 Daily	Sunset Limited No. 2 Daily	Imperial No. 40 Daily	Argonaut No. 6 Daily	Passenger No. 44 Daily
142	Ly Yuma, Ariz. (M.T.)	721	6 10	7 45	11 15	4 35	2 50
255	" Wellton	758	7 00	8 35	12 05	5 28	3 45
540	" Mohawk	781				6 08	
494	" Aztec	800				6 36	
687	" Sentinel	814				6 58	
736	" Gila (39)	844				7 45	
1173	" Maricopa	886				8 50	
1395	" Casa Grande	907				9 20	
1508	" Toltec	916				9 45	
1508	" Eloy	921				9 55	
1616	Ar Picacho	926					
255	Ly Wellton	758	7 00	8 35	12 05		3 45
535	" Hyder	810					5 01
876	" Hassayampa	856					
931	" Buckeye	864					6 02
978	" Litchfield	878					6 25
1074	Ar Phoenix	894	9 50	11 25	2 55		6 50
1074	Ly Phoenix	894	10 05	11 40	3 05		7 10
1161	" Tempe	902					7 32
1223	" Mesa	910					7 50
1212	" Chandler	917	10 41	12 30			8 08
1424	" Coolidge	950					8 55
1616	Ar Picacho	969	11 38	1 30	4 36		9 16
1616	Ly Picacho	0	11 38	1 30	4 36	9 55	9 16
1864	" Red Rock	14					
1945	" Navisita	21					
1990	" Marana	25					
2057	" Rillito	29					
2152	" Cortaro	34					
2336	Ar Tucson, Ariz. (37, 43)	46	12 30	2 25	5 30	10 55	10 40
2336	Ly Tucson, Ariz. Δ	972	12 40	2 40	5 40	11 15	11 05
3014	" Esmond	867					
3238	" Vail	981					11 35
3547	" Pantano	1001					11 55
4364	" Mescal	1012	1 40	3 45	6 40	12 30	12 20
3853	" Fairbank (31, 32, 33)	1038	2 06				1 30
4183	Ar Hereford (38)	1058					3 50
4183	Ly Hereford (Bus.)	1058					4 50
4963	Ar Fort Huachuca	1082					12 10
4183	Ly Fort Huachuca (Bus.)	0					1 10
4183	Ar Hereford	25					1 30
4183	Ly Hereford	1058					1 52
4580	" Naco	1071					2 05
4676	Ar Bisbee Jct. (35)	1074	2 50				3 15
4676	Ly Bisbee Jct. (Bus)	1074					3 35
5294	Ar Bisbee	1082					3 45
5294	Ly Bisbee	0					4 10
1676	Ar Bisbee Jct.	8					4 50
4676	Ly Bisbee Jct.	1074	2 50				5 00
3970	Ar Douglas (38)	1096					5 25
3970	Ly Douglas, Ariz.	1096					5 55
4119	" Rodeo, N. M.	1148					6 15
4511	" Hachita	1196					6 45
4057	" Columbus	1240					7 15
4103	" Anapra, N. M.	1307	2 38				7 55
3580	Ly Benson (31)	1021					12 50
4613	" Dragon	1042					1 40
4225	" Cochise	1051					1 54
4167	" Willcox	1062					2 10
3761	Ar Bowie (30, 43)	1086					2 50
3761	Ly Bowie	1086					3 00
3510	Ar Globe	1209					3 10
3510	Ly Globe	0					3 45
3761	Ar Bowie	123					4 00
3761	Ly Bowie	1086					4 15
3611	" San Simon, Ariz.	1102					4 25
4347	" Steins, N. M.	1116					4 41
4244	Ar Lordsburg (28, 29)	1136					4 51
4244	Ly Lordsburg	1136					5 00
4503	" Separ	1155					5 19
4493	" Gage	1176					5 30
4334	" Deming (37)	1195					5 50
4227	" Cambray	1221					6 05
4211	" Afton, N. M.	1247					6 21
3719	Ar El Paso, Tex. (M.T.) Δ	1283	7 50	10			

SUNSET ROUTE

EL PASO, SAN ANTONIO, HOUSTON, NEW ORLEANS

GOLDEN STATE ROUTE

EL PASO, KANSAS CITY, ST. LOUIS, CHICAGO

EASTBOUND

Elev.	(A) Table 23	Sunset Limited		Argonaut No. 6 Daily
		Mis.	No. 2 Daily	
3719	Lv El Paso, Tex. (MT) Δ	1283	10 30	8 30
	(Union Sta.) Set watch ahead one hour			
3664	" Ysleta (C.T.)	1296	7 30	30
3632	" Clint.	1305	7 30	42
3615	" Fabens.	1312	7 30	52
3583	" Tornillo.	1318	7 30	59
3592	" Fort Hancock.	1336	7 10	24
3568	" McNary.	1341	7 10	30
3949	" Finlay.	1354	7 10	51
4117	" Small.	1359	7 10	00
4519	" Sierra Blanca.	1376	11 38	45
4348	" Torbert.	1395	12 04	04
4281	" Hot Wells.	1399	12 09	09
3942	" Lobo.	1417	12 39	10
4432	Ar Valentine.	1445	3 15	20
4432	Ar Valentine.	1445	3 20	10
4694	" Marfa.	1480	4 08	08
5074	" Paisano (Summit).	1493	4 45	30
4484	" Alpine.	1505	4 45	35
4043	" Marathon.	1537	5 29	02
3881	" Haymond.	1552	5 42	27
3725	" Tesnus.	1561	4 39	90
3663	" Rosenfeld.	1572	4 59	82
3368	" Longfellow.	1580	5 12	84
3093	" Emerson.	1588	5 24	24
2771	Ar Sanderson.	1597	7 00	40
2771	Ar Sanderson.	1597	7 10	50
2106	" Dryden.	1618	6 22	85
1815	" Pumpville.	1647	7 05	34
1397	" Langtry.	1661	7 28	60
1413	" Shuma.	1673	7 52	45
1545	" Comstock.	1690	8 25	22
1130	" Bulls.	1705	8 49	49
955	" Devil's River.	1710	8 59	16
923	" McKees.	1716	8 59	19
964	Ar Del Rio (68).	1725	10 15	25
1009	" Spofford (65, 68).	1762	10 25	36
975	" Anacacho.	1770		29
1102	" Odlaw.	1779		29
997	" Cline.	1784	11 09	16
1102	" Obi.	1790		18
939	" Hacienda.	1796		23
931	" Uvalde.	1803	11 41	35
1005	" Inge.	1807		39
985	" Knippa.	1813	11 58	39
969	" Yuca.	1820		38
957	" Sabinal.	1824	12 15	34
1065	" Seco.	1832		21
881	" D'Hania.	1837	12 33	19
890	" Hondo.	1845	12 45	16
992	" Dunlay.	1855	1 06	13
778	" Noonan.	1863		12
721	" Lacoste.	1870	1 26	9
631	" Macedonia.	1877		15
661	Ar San Antonio, Tex. Δ (S. P. station)	1894	2 10	2 15

Elev.	(B) Table 24	Sunset Limited		Argonaut No. 6 Daily	Alamo No. 8 Daily	Acadian No. 4 Daily
		Mis.	No. 2 Daily			
661	Ly San Antonio, Tex. (S.P.) Δ	1894	2 25	2 55	11 25	
712	" Converse.	1907		b b	11 47	
713	" Randolph Field.	1909		3 22	11 51	
643	" Schertz.	1911		b b		
650	" Marion.	1919		b b	12 09	
553	" Seguin.	1930		3 50	12 36	
605	" Kingsbury.	1939		b b	12 50	
407	" Luling.	1950		4 22	1 11	
456	" Harwood (67).	1960		b b	1 24	
367	" Waelder.	1972		4 56	1 43	
452	" Flatonia (65).	1984		5 11	2 02	
363	" Weimar.	1990		b b		
345	" Schulenburg.	1997		5 38	2 28	
202	" Columbus.	2005		5 48	2 38	
189	" Alleyton.	2019		6 13	3 10	
174	" Eagle Lake.	2035		6 38	3 38	
156	" Lissie.	2042		f 3	3 49	
126	" East Bernard.	2052		b b	4 10	
117	" Tavener.	2057		b b	4 18	
107	" Rosenberg (60, 61).	2068		7 30	4 40	
82	" Richmond.	2071		b b	4 50	
84	" Sugarland.	2080		d d	5 05	
82	" Missouri City.	2085		r 5	5 22	
47	Ar Houston (Ed. Cen. Sta.) Δ	2105	7 15	8 35	6 00	
47	Ar Houston (69, 60, 61)	2105	7 45	9 40	8 40	8 00
51	" Crosby.	2126		p p	9 10	
85	" Dayton.	2140		p p	9 28	8 48
34	" Liberty.	2146		p p	9 40	8 59
45	" Devers.	2159		p p	9 55	
45	" Nome.	2169		p p	10 07	
22	" Beaumont (49, 78) Δ	2189	9 28	11 36	10 44	10 03
16	" Orange, Texas.	2210		12 12	11 19	10 40
10	" Vinton, Louisiana.	2225		p p	11 49	
19	" Sulphur.	2238		p p	12 09	11 33
24	" Lake Charles (51)	2248	10 46	1 28	12 34	12 01
23	" Iowa.	2260		p p	h h	
24	" Welsh.	2272		p p	1 05	12 32
29	" Roanoke.	2276		p p	h h	
29	" Jennings.	2282		2 24	1 20	12 49
18	" Mermentau.	2287		p p	h h	
16	" Midland.	2292		p p	h h	
23	" Crowley.	2300		2 52	1 48	
35	" Rayne.	2307		2 00	1 22	
39	" Lafayette.	2322	12 20	3 25	2 28	2 00
38	Ly Lafayette.	2322	12 25	3 35	2 38	2 10
34	" Broussard.	2329		p p	h h	
34	" Cade.	2334		p p	h h	
21	" New Iberia.	2341		4 04	3 10	2 44
19	" Jeanerette.	2353		3 29	3 29	3 41
13	" Baldwin (50).	2362		p p	h h	
13	" Franklin (50).	2366		p p	3 52	3 22
12	" Bayou Sale.	2371		p p	h h	
9	" Patterson.	2380		p p	h h	
15	" Berwick.	2386		p p	4 28	
14	" Morgan City.	2387		p p	4 43	4 06
13	" Boeuf.	2394		p p	h h	
13	" Gibson.	2401		p p	5 00	4 25
25	" Schriever.	2412		5 54	5 23	4 50
8	" Lafourche.	2415		p p	h h	
9	" Raceland Junction.	2427		p p	5 56	5 22
8	" Des Allemands.	2435		p p	6 17	
10	" Boutte.	2443		p p	h h	
10	" West Bridge Junction.	2456	3 37	4 52	6 45	4 07
10	" Mississippi River Bridge.					
12	" East Bridge Junction.	2462	3 55	4 10	7 03	4 25
12	Ar New Orleans (Carrollton Ave.)	2466	4 03	7 18	7 14	6 33
12	Ar New Orleans, La. (C.S.T.) (Union Station) Δ	2468	4 15	7 30	7 30	6 45

EASTBOUND

Elev.	(C) Table 25	Golden State No. 4 Daily		Imperial No. 40 Daily	Passenger No. 44 Daily
		Mis.	No. 4 Daily		
3719	Lv El Paso, Tex. (MT) Δ. Sou. Pac.	0	8 10	1 20	8 50
3889	" Fort Bliss, Tex.	6			
3990	" Newman, N. M.	20			
4170	" Orogrande.	49			9 52
4323	" Alamogordo.	87	9 50	2 53	10 48
4444	" Tularosa.	100			11 12
4562	" Three Rivers.	117			11 35
5019	" Oseura.	129			
5439	Ar Carrizozo (To Ft. Stanton).	144	10 53	4 01	12 10
5439	Ar Carrizozo.	144	11 00	4 08	12 20
6115	" Ancho.	168			12 57
6666	" Corona.	195			1 40
6268	" Duran.	215			2 05
5942	" Vaughn.	230			3 02
5287	" Pastura.	251			3 35
4600	" Santa Rosa.	272			4 08
4834	" Cuervo.	283			4 13
4553	" Newkirk.	299			4 37
4319	" Montoya.	311			4 51
4075	Ar Tucuman, N.M. (MT) (54)	332	2 44	7 45	5 15
4075	Lv Tucuman, N.M. (CT) CR&P	0			6 50
3666	Ar Amarillo, Tex.	113			9 35
1327	" El Reno, Okla.	361			4 20
1199	" Oklahoma City, Okla.	387			5 13
266	" Little Rock, Ark.	741			3 40
262	Ar Memphis, Tenn.	874			8 15
4075	Lv Tucuman, N.M. (CT).	332	3 50	8 55	6 40
3813	" Logan, N. M.	355			7 07
4130	" Obar, N. M.	372			7 27
4183	" Naravisa, N. M.	380			7 36
4116	" Romero, Tex.	392			7 49
4078	" Middlewater, Tex.	404			8 01
4029	" Rehm, Tex.	416			8 13
3980	Ar Dalhart, Tex.	426	5 23	10 25	8 35
3980	Lv Dalhart, Tex. f.W.&C.	0	12 21	12 21	11 40
4656	Ar Pueblo, Colo. C.&S.	266	5 36	5 36	6 45
5984	" Colorado Spgs., Colo.	310	6 35	6 35	8 05
5183	" Denver, Colo.	384	8 15	8 15	10 00
3980	Lv Dalhart, Tex. (CT). C.R.I.&P.	426	5 25	10 29	8 43
3695	" Stratford, Tex.	457			9 30
3538	" Stevens, Tex.	467			
3497	" Naravisa, Okla.	477			9 56
3130	" Guymon, Okla.	498			10 25
2851	" Liberal, Kan.	537	7 17	12 24	11 30
1541	" Hutchinson, Kan.	721	10 33	3 42	4 14
1506	" McPherson, Kan.	749			4 52
1340	" Herington, Kan.	795	12 05	5 25	6 35
892	" Topeka, Kan.	877	1 30	7 00	8 35
748	Ar Kansas City, Mo.	946	2 55	8 25	10 10
748	Lv Kansas City, Mo. Mo. Pac.	0	7 00	9 00	11 45
480	Ar St. Louis, Mo.	279	11 55	4 00	7 28
748	Lv Kansas City, Mo. C.B.&Q.	0	8 00		11 00
480	Ar St. Louis, Mo.	279	1 25		7 36
748	Lv Kansas City, Mo. Wabash	0	9 15	9 15	12 10
480	Ar St. Louis, Mo.	278	2 05	2 05	7 45
748	Lv Kansas City, Mo. C.R.I.&P.	0	9 00	9 00	11 45
796	Ar Des Moines, Ia.	223	1 01	1 01	6 30
732	" St. Paul, Minn.	482	5 45	5 45	1 40
854	Ar Minneapolis, Minn.	493	6 15	6 15	2 30
748	Lv Kansas City, Mo. CR&P	946	3 10	8 50	10 40
570	Ar Rock Island, Ill.	1275	10 05	4 00	6 20
609	Ar Englewood, Ill.	1450	1 16	7 33	10 21
590	Ar Chicago, Ill.	1456	1 30	7 45	10 35

COMING SOON!
The Golden Rocket
Super-Streamliner
between
Chicago - Los Angeles

All PM time in Dark faced figures.

C.S.T.—Central Standard Time. M.T.—Mountain Time.

Δ—Air Mail dispatched.

†—Does not stop. For information only.

a—No. 6 stops on flag at any station between El Paso and San Antonio to entrain or detrain pay passengers to or from any station.

b—No. 6 between San Antonio and Houston stops on flag to entrain pay passengers for Houston or scheduled stops beyond; also to detrain from beyond San Antonio.

c—Stops to entrain pay passengers for San Antonio and East, and detrain from El Paso or

SUNSET ROUTE

TEXAS AND LOUISIANA LINES

Train 3—ACADIAN—Daily—New Orleans—Houston

Standard Sleepers: ★ New Orleans to Houston. (Sections, Drawing-Rooms, Compartments.)
 ★ Observation-Lounge: New Orleans to Galveston. (Sections.) On S.P. No. 171, Houston to Galveston. (Sleeper occupancy at Houston until 8:00 a.m.)
 Chair Car and Coaches: ★ New Orleans to Houston.

Train 4—ACADIAN—Daily—Houston—New Orleans

Standard Sleepers: ★ Houston to New Orleans. (Sections, Drawing-Rooms, Compartments.)
 ★ Observation-Lounge: Galveston to New Orleans. (Sections.) On S.P. No. 172, Galveston to Houston.
 ★ Lake Charles to New Orleans. (Sections, Drawing-Rooms.) (Open for occupancy 9:30 p.m.) (Sleeper occupancy at New Orleans until 7:00 a.m.)
 ★ Chair Car and Coaches: Houston to New Orleans.

Train 7—ALAMO—Daily—New Orleans—Houston—San Antonio

Standard Sleepers: ★ Houston to San Antonio. (Sections, Drawing-Room.) (Sleepers open 9:30 p.m. Occupancy at San Antonio until 8:00 a.m.)
 ★ Parlor Car: New Orleans to Houston. (All seats reserved. Operated by Southern Pacific.)
 ★ Coaches: New Orleans-Houston-San Antonio. (Open at Houston, 10:30 p.m.)
 ★ News Agent Lunch Car: New Orleans to Houston. (Box Lunches, Sandwiches, Coffee, etc.)

Train 8—ALAMO—Daily—San Antonio—Houston—New Orleans

Standard Sleepers: ★ San Antonio to Houston. (Sections, Drawing-Room.) (Sleepers open 9:30 p.m. Occupancy at Houston until 8:00 a.m.)
 ★ Parlor Car: Houston to New Orleans. (All seats reserved. Operated by Southern Pacific.)
 Coaches: San Antonio-Houston-New Orleans. (Open at San Antonio, 10:30 p.m.)
 ★ News Agent Lunch Car: Houston to New Orleans. (Box Lunches, Sandwiches, Coffee, etc.)

Train 13—Streamlined SUNBEAM—Train 14—Daily

★ Chair Cars: Houston and Dallas.
 ★ Parlor Car: Houston and Dallas (operated by Southern Pacific).
 ★ Diner-Lounge-Observation Car: Houston and Dallas.
 All Seats in Parlor Car on the SUNBEAM must be reserved in Advance.

Train 15—Streamlined HUSTLER—Train 16—Daily

★ Chair Cars: Houston and Dallas.
 ★ Diner-Lounge-Observation Car: Houston and Dallas.
 All Seats in Lounge-Observation Car on the HUSTLER must be reserved in advance (operated by Southern Pacific).

Train 17—OWL—Daily

Standard Sleepers: ★ Houston to Dallas. (Sections, Drawing-Room.)
 ★ Houston to Dallas. (8-Sec., 5-Bedrooms.)
 Sleepers open 9:30 p.m. Occupancy at Dallas until 8:00 a.m.
 Chair Car and Coaches: ★ Houston to Dallas. (Open at Houston 10:30 p.m.)

Train 18—OWL—Daily

Standard Sleepers: ★ Dallas to Houston. (Sections, Drawing-Room.)
 ★ Dallas to Houston. (8-Sec., 5-Bedrooms.)
 (Sleepers open for occupancy at 9:30 p.m. Occupancy at Houston until 8:00 a.m.)
 Chair Car and Coaches: ★ Dallas to Houston.

Train 27—Daily—Train 28—Shreveport and Houston

Standard Sleeper: ★ Shreveport and Houston. (Sections, Drawing-Room.) (Sleeper open at 9:30 p.m. Occupancy at Houston and Shreveport until 8:00 a.m.)
 Coaches: ★ Shreveport and Houston.

Train 45—Daily—Train 46—Houston and Austin

Standard Sleeper: ★ Houston and Austin. (Sections and Drawing-Room.) (Sleeper open 9:30 p.m. Occupancy at Austin and Houston until 8:00 a.m.)
 Coaches: ★ Houston and Austin.

Train 301—Train 302—Daily

Coach: ★ Houston and San Antonio (via Cuero and Victoria).

Train 303—BORDER LIMITED—Train 304—Daily

Standard Sleeper: ★ Houston and Corpus Christi. (Sections, Drawing-Room.) (Sleeper open 9:30 p.m. at Corpus Christi. Occupancy at Corpus Christi and Houston until 8:00 a.m.)
 Coaches: ★ Houston and Corpus Christi. (Open at Corpus Christi 10:30 p.m.)

Trains 303-313-315—BORDER LIMITED—Trains 312-314-304—Daily

Standard Sleeper: ★ Houston and Brownsville. (Sections, Drawing-Room.) (Occupancy at Houston until 8:00 a.m.)
 Chair Car: ★ Houston and Brownsville.

Trains 313-315-303 and 304-312-314—BORDER LIMITED—Daily

Standard Sleeper: ★ San Antonio and Brownsville. (Sections, Drawing-Room.) (Sleeper open 9:30 p.m. at San Antonio. Occupancy at San Antonio until 8:00 a.m.)
 Coach: ★ San Antonio and Brownsville.
 Coach: San Antonio and Corpus Christi. (Open at Corpus Christi 10:30 p.m.)

★ Regularly assigned cars are air-conditioned.

All PM time in dark faced figures.

*-Daily. a-Daily Bus between Bremond and Waco.

b-Texas Bus Lines between Houston and Galveston.

(A)

Table 44
NEW ORLEANS, BEAUMONT, HOUSTON, DALLAS, FORT WORTH AND DENVER

WESTBOUND					EASTBOUND					
1-17	7-17	5-13	3-15	Mis.	STATIONS	86-18	86-18	16-4	14-6	16-6
85	85					8	2			
11*30	9 35	11*00	*8 00	0	Lv New Orleans... Ar	7 30	4 15	6 45	7 30	7 30
6 13	6 50	7 10	4 40	279	Lv Beaumont... Ar	10 44	9 28	10 03	11 36	11 36
7 55	7 50	9 10	6 50	363	Ar Houston... Lv	8 40	7 45	8 00	9 40	9 40
11 30	11 30	9 45	8 00	363	Lv Houston... Ar	6 30	6 30	2 05	9 25	2 05
6 55	6 55	9 10	1 50	627	Ar Dallas... Lv	11 30	11 30	*8 10	*6 00	*8 10
8 00	8 00	10*30	*3 10	648	Ar Fort Worth... Lv	10 15	10 15			
		10 00	8 15	1462	Ar Denver (C.&S.) Lv	*7 00	*7 00		*1 00	

*Leave F. W. D. C. C. & S. ■ F.W.D.C. arrives Dallas 8.25AM.

(B)

NEW ORLEANS, HOUSTON, AUSTIN AND WACO

3-43	1-	7-45	1-45	Mis.	STATIONS	16-42	16-42	66-18	66-18-
-15	17-65	17-65				6	4	46-2	46-8
8 00	*11 30	*9 35	*11 30	0	Lv New Orleans... Ar	7 30	6 45	4 15	7 30
4 40	6 13	5 50	6 13	279	Lv Beaumont... Lv	11 36	10 03	9 28	10 44
6 50	7 55	7 50	7 55	363	Ar Houston... Lv	9 40	8 00	7 45	8 40
8 05		11 35	11 35	0	Lv Houston... Ar	6 45	6 45	5 15	5 15
12 30		5 30	5 30	165	Ar Austin... Lv	2 20	2 20	11 30	11 30
8 00	11 30	11 30		0	Lv Houston... Ar	2 05	2 05	6 30	6 30
*12 40	6 30	6 30		186	Ar Waco... Lv	*9a15*	*9a15*	*9 00*	*9 00

(C)

NEW ORLEANS, BEAUMONT, HOUSTON, SAN ANTONIO, GALVESTON

5	3-171	1	7	STATIONS	172-6	172-4	2	8
*11 00	*8 00	*11 30	*9 35	Lv New Orleans... Ar	7 30	6 45	4 15	7 30
7 10	4 40	6 13	6 50	Ar Beaumont... Lv	11 36	10 03	9 28	10 44
9 10	6 50	7 55	7 50	Ar Houston... Lv	9 40	8 00	7 45	8 40
9 45		8 10	11 40	Lv Houston... Ar	8 35		7 15	6 00
3 15		12 45	6 15	Ar San Antonio... Lv	2 55		2 25	11 25
b 9 30	8 00	b 9 10	b 9 10	Lv Houston... Ar	7 30	7 30	7 35	7 35
11 15	9 45	10 50	10 55	Ar Galveston... Lv	*5 45*	*5 45*	b 5 50	b 5 50

(D)

Table 45 HOUSTON, VICTORIA, SAN ANTONIO

No.	* 7 20	Lv Houston	Ar	4 20	No.
301	11 00	Ar Victoria	Lv	12 25	302
	2 40	Ar San Antonio	Lv	* 8 30	

(E)

NEW ORLEANS, HOUSTON, SHREVEPORT

5-26	3-26	1-28	7-28	Mis.	STATIONS	25-4	25-6	27-2	27-8
*11 00	*8 00	*11 30	*9 35	0	Lv New Orleans... Ar	6 45	7 30	4 15	7 30
9 10	6 50	7 55	7 50	363	Ar Houston... Lv	8 00	9 40	7 45	8 40
9 00	9 00	11 00	11 00	0	Lv Houston... Ar	4 10	4 10	7 00	7 00
4 10	4 10	6 15	6 15	232	Ar Shreveport... Lv	*9 00*	*9 00*	*11 45*	*11 45

(F)

NEW ORLEANS, CORPUS CHRISTI, McALLEN, HARLINGEN, BROWNSVILLE

7-303	1-303	312-	312-	5-313	312-304
313-	313-	304-2	304-2	303-315	314-6
315	315	VIA HOUSTON	VIA SAN ANTONIO	VIA SAN ANTONIO	
*9 35	*11 30	Lv New Orleans, La Ar	4 15	7 30	*11 00
7 50	7 55	Ar Houston, Tex... Lv	7 45	8 40	3 15
9 40	9 40	Lv Houston, Tex... Ar	6 55	6 55	10 30
5 00	5 00	Ar Corpus Christi... Lv	11 30	11 30	5 00
6 42	6 42	Ar McAllen... Lv	9 25	9 25	6 42
8 18	8 18	Ar Harlingen... Lv	7 52	7 52	8 18
9 05	9 05	Ar Brownsville, Tex... Lv	*7 00*	*7 00	9 05

CORPUS CHRISTI, RIO GRANDE VALLEY, HOUSTON, DALLAS

304-312-314-304	14	16
13	15	STATIONS
*11 30	*11 30	Lv Corpus Christi... Ar
7 00	7 00	Lv Brownsville... Ar
7 52	7 52	Lv Harlingen... Ar
9 25	9 25	Lv McAllen... Ar
9 40	9 40	Lv Edinburg... Ar
6 55	6 55	Ar Houston... Lv
4 45	8 00	Lv Houston... Ar
9 10	1 50	Ar Dallas... Lv

(G) BROWNSVILLE, MEXICO CITY PAN-AMERICAN AIR SERVICE

Lv Brownsville... Ar	*9 30
Ar Tampico... Lv	11 10
Ar Mexico City... Lv	1 10
Lv Mexico City... Ar	*1 40
Lv Tampico... Lv	3 25
Ar Brownsville... Lv	6 05

SUNSET ROUTE

TEXAS AND LOUISIANA LINES

(A) Table 46 LOS ANGELES, PHOENIX, EL PASO, MEXICO CITY
Via Southern Pacific-National Rys of Mexico

Nos. 2-8		Nos. 7-5	
Mo*12 30	Lv Los Angeles (P.T.).....Sou. Pac. Ar	7 45	We
Mo 11 40	Lv Phoenix....." Ar	6	Tu
Tu 2 40	Lv Tucson....." Ar	5 30	Tu
Tu 10 00	Ar El Paso (M.T.)....." Lv	8 50	Tu
Tu 1 05	Lv El Paso (M.T.).....Nat. Rys. Ar	7 15	Tu
Th 12 55	Ar Mexico City (C.T.)....." Lv	*11 50	Su

(B) NEW ORLEANS, SAN ANTONIO, MEXICO CITY, VIA LAREDO

*11 00	*11 30	Lv New Orleans.....Sou. Pac. Ar	4 15	7 30
3 15	12 45	Ar San Antonio.....Sou. Pac. Lv	2 25	2 55
6 00	8 30	Lv San Antonio, Tex.....Mo. Pac. Ar	6 15	8 05
10 00	12 45	Ar Laredo, Tex. (C.T.).....Mo. Pac. Lv	2 00	3 40
1 30	12 50	Lv Nuevo Laredo (C.T.)...Nat. Rys. Ar	3 00	11 00
6 50	6 20	Ar Monterrey....." Lv	9 30	5 50
8 50	8 40	Ar Mexico City, Mex....." Lv	*7 45*	*5 00

(C) HOUSTON, MEXICO CITY

*9 45	*11 40	Lv Houston.....Sou. Pac. Ar	6 00	8 35
3 15	6 15	Ar San Antonio....." Lv	11 25	2 55
6 00	8 30	Lv San Antonio.....Mo. Pac. Ar	6 15	8 05
10 00	12 45	Ar Laredo....." Lv	2 00*	3 40
6 50	6 20	Ar Monterey (C.T.).....Nat. Rys. Lv	9 30	5 50
8 50	8 40	Ar Mexico City....." Lv	*7 45*	*5 00

(D) NATIONAL RAILWAYS OF MEXICO EL PASO, TORREON, MEXICO CITY

No. 8	Ds.	No. 7	Ds.
*1 05	Mo	Lv El Paso, Tex. (M.T.).....Ar	7 15 We
2 05	Mo	Lv El Paso, Tex. (C.T.).....Ar	8 15 We
4 20	Mo	Lv Ciudad Juarez, Mex. (C.T.).....Ar	7 15 We
11 46	Mo	Lv Chihuahua.....Ar	12 02 We
4 50	Tu	Lv Jimenez.....Lv	7 00 Tu
9 40	Tu	Lv Torreon.....Lv	1 45 Tu
10 10	Tu	Lv Aguascalientes.....Lv	2 15 Tu
3 50	We	Lv Irapuato.....Lv	9 00 Mo
6 26	We	Lv Queretaro.....Lv	6 13 Mo
12 55	We	Ar Mexico City, Mex.....Lv	*11 50 Mo

(E) NATIONAL RYS. OF MEXICO—PIEDRAS NEGRAS, SALTILLO, MEXICO CITY

Daily	Mls.	Daily
8 30	0	Lv Piedras Negras (C.T.).....Nat. Rys. Ar
5 01	238	Ar Paredon.....Lv
10 23	238	Lv Paredon.....Ar
8 55	415	Ar Torreon.....Lv
6 15	238	Lv Paredon.....Ar
7 30	283	Ar Saltillo.....Lv
8 40	969	Ar Mexico City.....Lv*

(G) EL PASO, DALLAS, ST. LOUIS
Texas and Pacific Ry. Missouri Pacific

2	8	1-11	7
Daily	Daily	Daily	Daily
9 00	12 10	Lv El Paso, Tex. (M.T.)...T. & P. Ar	*7 45 1 50
10 00	1 10	Lv El Paso, Tex. (C.T.)... " Ar	8 45 2 50
7 10	10 40	Lv Big Spring..... " Ar	11 15 5 50
8 45	12 45	Lv Sweetwater..... " Ar	9 15 4 00
9 45	1 35	Lv Abilene..... " Ar	8 10 3 05
11 18	3 20	Lv Cisco..... " Ar	6 40 1 40
2 30	6 15	Lv Fort Worth..... " Ar	3 30 10 40
4 00	7 50	Lv Dallas..... " Ar	2 00 9 15
7 20	11 20	Lv Marshall..... " Ar	9 35 4 35
8 45	12 45	Lv Texarkana, Tex.....T. & P. Ar	5 10 2 55
8 55	12 55	Lv Texarkana, Tex.....Mo. Pac. Ar	5 00 2 30
11 50	3 40	Lv Little Rock, Ark..... " Ar	1 50 11 25
6 50	7 10	Lv Memphis, Tenn..... " Ar	9 15 8 10
8 30	11 00	Ar St. Louis, Mo..... " Lv	6 30 12 30

Table 47 (H) HOUSTON, SAN ANTONIO, CORPUS CHRISTI

313-	303	Mls.	304	304-	314
.....	*9 40	0	Lv Houston.....Ar	6 55
.....	5 00	240	Ar Corpus Christi. Lv	*11 30
*10 30	0	Lv San Antonio.....Ar	6 00
5 00	151	Ar Corpus Christi. Lv	*11 30

DALLAS AND GALVESTON

14	16	18-	Mls.	17-	17	15	13
*5 00	*8 10	11*	30	0	Lv Dallas....Ar	6 55	1 50 9 10
12a15	4a15	9 45	323	Ar Galveston Lv	6 45	*5 50	*1 40

(K) NEW ORLEANS, HOUSTON, DALLAS, FT. WORTH

5-13	1-17-	85	3-15	86-18	2	16-4	14-6
11*00	11 30	*8 00	Lv New Orleans Ar	4 15	6 45	7 30
9 10	7 55	6 50	Ar Houston.....Lv	7 45	8 00	9 40
4 45	11 30	8 00	Lv Houston.....Ar	6 30	2 05	9 25
9 10	6 55	1 50	Ar Dallas.....Lv	11 30	*8 10	*5 00
8 00	Ar Ft. Worth..Lv	10*15

HOUSTON, DALLAS, DENVER

13	18
*4 45	Lv Houston.....S. P. Ar
9 10	Ar Dallas....." Lv
9 15	Lv Dallas. FWDC-CS. Ar
8 05	Ar Colorado Spgs. " Ar
10 00	Ar Denver....." Lv*

(M) HOUSTON, DALLAS, FT. WORTH
Train 13—SUNBEAM (Streamlined)—Train 14

*4 45	Lv Houston.....Ar	9 25
9 10	Ar Dallas.....Lv	*5 00

Train 15—HUSTLER (Streamlined)—Train 16

*8 00	Lv Houston.....Ar	2 05
1 50	Ar Dallas.....Lv*	8 10

Train 17—OWL—Train 18

*11 30	Lv Houston.....Ar	6 30
6 55	Ar Dallas.....Lv	11 30
8 00	Ar Fort Worth*.....Lv	*10 15

*Motor 85 & 86 between Ennis and Ft. Worth.

HOUSTON, CHICAGO, DETROIT

2-6-	76	17-5-	1
*7 45	Lv Houston.....S.P. Ar	7 55
4 15	Ar New Orleans.....S.P. Lv	11 30
5 00	Lv New Orleans.....I.C. Ar	9 30
11 35	Ar Memphis.....I.C. Lv	2 22
7 15	Ar St. Louis.....I.C. Lv	6 45
9 30	Ar Chicago.....I.C. Lv	5 00
3 35	Ar Detroit.....M.C. Lv*	8 00

(N) CHICAGO, HOUSTON, SAN ANTONIO

5-1	3-3	1-7	DAILY	6-2	2-6
5 00	7 20	8 00	Lv Chicago (I.C.).....Ar	11 55	9 30
9 30	6 40	11 55	Ar New Orleans (I.C.)...Lv	8 00	5 00
11 30	8 00	9 35	Lv New Orleans (S.P.)...Ar	7 30	4 15
7 55	6 50	7 50	Ar Houston (S.P.).....Ar	9 40	7 45
12 45	6 15	Ar San Antonio (S.P.)...Lv	2 55	2 25

Table 48 (P) CHICAGO, NEW ORLEANS, LOS ANGELES

3-5	15-1	Mls.	2-16	6-2
*7 20	*5 00	0	Lv Chicago (C.T.) (I.C.).....Ar	9 30 11 55
8 20	2 22	527	Lv Memphis (C.T.) (I.C.)...Ar	11 35 2 28
6 40	9 30	921	Ar New Orleans (C.T.) (I.C.)...Lv	5 00 8 00
11 00	11 30	921	Lv New Orleans (C.T.) (S.P.)...Ar	4 15 7 30
9 10	7 55	1284	Ar Houston (C.T.) (S.P.)...Lv	7 45 9 40
3 15	12 45	1194	Ar San Antonio (C.T.) (S.P.)...Ar	2 25 2 55
8 15	2 10	2102	Ar El Paso (M.T.) (S.P.)...Lv	10 30 8 30
7 45	9 25	2917	Ar Los Angeles (P.T.) (S.P.)...Lv	*12 30 8 30

(R) NEW ORLEANS, LOS ANGELES, SACRAMENTO, PORTLAND

1	59-16	15-60	2
Mo*11 30	Lv New Orleans (C.T.).....S. P. Ar	4 15	Fr
Tu 2 10	Ar El Paso (M.T.)....." Ar	10 30	Th
Tu 2 35	Lv El Paso (M.T.)....." Ar	10 00	Th
We 9 25	Ar Los Angeles (P.T.)....." Ar	12 30	We
We 7 30	Lv Los Angeles....." Ar	8 45	We
Th 4 00	Lv Fresno....." Ar	12 43	Th
Th 10 20	Lv Sacramento....." Ar	7 45	Tu
Th 9 35	Ar Klamath Falls....." Ar	8 05	Tu
Fr 3 35	Ar Eugene....." Ar	1 50	Tu
Fr 7 40	Ar Portland (P.T.)....." Ar	*10 00	Mo

Illinois Central R. R. NEW ORLEANS, LOUISVILLE, CINCINNATI

22	104-54	16	2-102	56-30	11-59	101-1	15	63-	103-3
*8 30	*5 00	8 00	Lv New Orleans, La. I. C. Ar	11 55	9 30	6 40			
12 40	7 52	10 52	Ar Jackson, Miss....." Lv	8 43	6 10	2 00			
3 38	9 51	12 48	Ar Grenada, Miss....." Lv	6 51	4 07	10 55			
6 25	11 35	2 28	Ar Memphis, Tenn....." Lv	5 07	2 22	8 20			
11 09	2 05	4 48	Ar Fulton, Ky....." Lv	2 50	*11 59	4 30			
12 55	5 58	Ar Paducah, Ky....." Lv	1 30	3 55			
7 30	11 30	Ar Louisville, Ky....." Lv	8 00	9 35			
12 15	8 25	Ar Cincinnati, O. (E.T.)...& O. Lv*	*12 10	*6 50			

NEW ORLEANS, NASHVILLE, CHICAGO, LOUISVILLE AND CINCINNATI

38-2	98	16	4	99	15	1	37
Daily	Daily	Daily	Daily	Daily	Daily	Daily	Daily
11 00	8 55	11 30	8 40	Lv New Orleans, La. L. & N. Ar	7 30	7 45	7 00 8 25
2 22	12 35	2 23	12 45	Ar Mobile, Ala....." Ar	4 05	4 42	3 15 4 55
7 15	5 35	6 04	6 00	Ar Montgomery, Ala....." Lv	11 15	1 03	10 35 12 25
12 20	7 55	7 56	8 45	Ar Birmingham, Ala....." Ar	8 35	11 09	7 45
7 40	12 40	11 50	1 55	Ar Nashville, Tenn....." Lv	3 55	7 22	2 25
7 55	2 37	1 20	2 30	Lv Nashville, Tenn....." Ar	9 55	3 00	1 35
12 35	5 50	5 20	7 00	Ar Evansville, Ind....." Lv	5 25	11 55	9 35
7 35	11 40	1 30	Ar Chicago, Ill.....C. & E. Lv	10 30	3 15
2 00	5 25	3 29	7 15	Ar Louisville, Ky.....L. & N. Lv	11 30	3 50	9 50
7 15	10 05	7 30	12 05	Ar Cincinnati, O. (E.T.)...& O. Lv	9 00	1 45	7 05

NEW ORLEANS, BIRMINGHAM, CHATTANOOGA, CINCINNATI

42-4	44-2	Mls.	3-41	1-43
Daily	Daily		Daily	Daily
9 00	6 15	0	Lv New Orleans, La. Sou. Ry. Sys. Ar	6 55 9 00
2 35	12 10	202	Ar Meridian, Miss....." Ar	1 05 2 40
5 32	3 24	299	Ar Tuscaloosa, Ala....." Ar	10 19 11 23
7 05	5 35	355	Ar Birmingham, Ala....." Ar	8 45 9 45
11 00	9 45	498	Ar Chattanooga, Tenn....." Ar	4 30 6 45
7 05	4 57	754	Ar Lexington, Ky. (C.T.)...Ar	10 00 10 10
9 55	7 55	836	Ar Cincinnati, O. (E.T.)...Ar	9 10 9 15

All PM time in dark faced figures. *Daily.
P.T.—Pacific Time. *Texas Bus Line between Houston and Galveston.
M.T.—Mountain Time.
C.T.—Central Time.
E.T.—Eastern Time.
†—Panama Limited—All Pullman.
‡—Coach Streamliner. All seats reserved.

SUNSET ROUTE

TEXAS AND LOUISIANA LINES—LOCAL SERVICE

(A) BEAUMONT, JACKSONVILLE, DALLAS

155 Mixed		Table 49		156 Mixed	
Mixed	Mis.			Mixed	Mis.
8 00	0	Lv Beaumont, Tex. 8, 24	Ar	8 35	0
8 19	9	" Voth	"	8 07	0
8 53	25	" Kountze	"	7 35	0
9 11	35	" Longs	"	7 17	0
	40	" Hyatt	"		
9 29	43	" Warren	"	6 58	0
9 39	47	" Hillister	"	6 48	0
9 57	55	" Woodville	"	6 28	0
10 05	58	" Doucette	"	6 20	0
10 19	64	" Colmesneil	"	6 04	0
10 38	74	" Rockland	"	5 40	0
11 05	85	" Zavalla	"	5 10	0
11 33	97	" Huntington	"	4 39	0
12 28	122	Lv Nacogdoches 52	Lv	3 45	0
12 50	122	Lv Nacogdoches	Lv	3 10	0
	134	" Caro	"		
1 40	136	" Trawick	"	2 38	0
1 45	143	" Cushing	"	2 25	0
2 10	149	" Sacul	"	2 10	0
2 25	153	" Reklaw	"	1 55	0
2 40	159	" Ponta	"	1 40	0
2 50	163	" Gallatin	"	1 30	0
3 00	166	" Turney	"	1 22	0
3 35	172	Lv Jacksonville	Lv	1 10	0
3 56	182	" Cuney	"	12 55	0
4 10	188	" Frankston	"	12 15	0
4 25	194	" Poynor	"	12 02	0
4 40	200	" La Rue	"	11 50	0
4 55	206	" Baxter	"	11 37	0
5 15	213	" Athens	"	11 20	0
5 40	226	" Eustace	"	10 45	0
5 55	233	" Mabank	"	10 28	0
6 15	242	" Kemp	"	10 05	0
6 32	248	" Jiba	"	9 52	0
6 42	253	" Kaufman	"	9 40	0
7 17	264	" Crandall	"	9 12	0
7 33	269	" Seagoville	"	8 00	0
7 45	274	" Kleberg	"	8 49	0
8 45	292	Lv Dallas, Tex. (Union Sta.)	Lv	8 00	0

(B) FRANKLIN, CYPREORT

405 Mixed		Table 50		406 Mixed	
Mixed	Mis.			Mixed	Mis.
8 00	0	Lv Franklin, La. 8, 24	Ar	2 15	0
8 45	4	" Baldwin	"	1 45	0
	6	" Choupique	"	1 28	0
8 55	7	" F & A Junction	"	1 24	0
9 00	8	" Caneland	"	1 23	0
	11	" Home Place	"		
9 20	12	" Glencoe	"	1 15	0
9 35	16	" Florence	"	1 06	0
10 10	19	Lv Cypremort, La.	Lv	1 00	0

(C) LAKE CHARLES, DE RIDDER

931 Mixed		Table 51		932 Mixed	
Mixed	Mis.			Mixed	Mis.
6 00	0	Lv Lake Charles, La. 8, 24	Ar	12 01	0
6 13	3	" Bridge Junction	"	11 42	0
6 19	5	" Ararat	"	11 36	0
6 31	11	" Butler	"	11 24	0
6 41	15	" Gaytine	"	11 14	0
6 52	20	" Fulton	"	11 03	0
7 10	27	" Longville	"	10 45	0
7 28	34	" Bannister	"	10 27	0
7 45	42	" Bon Ami	"	10 10	0
8 00	45	Lv De Ridder, La.	Lv	10 00	0

(F) Table 54

LA PORTE BUS LINES (Louisiana)

(Rail Tickets Not Honored)

Lv. New Iberia for Abbeville. 8:05 a.m., 10:40 a.m., 3:30 p.m.
 Lv. Abbeville for New Iberia. 9:00 a.m., 11:15 a.m., 6:25 p.m.
 Lv. Lafayette for Abbeville. 8:00 a.m., 2:00 p.m., 4:30 p.m.
 Lv. Abbeville for Lafayette. 6:50 a.m., 12 noon, 3:00 p.m.

(D) HOUSTON, NACOGDOCHES, SHREVEPORT

28 Daily		26 Daily		Mis.		Table 52		25 Daily		27 Daily	
Daily	Daily	Daily	Daily	Mis.	Mis.			Daily	Daily	Daily	Daily
11 00	9 00	0	Lv Houston, Tex. 8	Ar	4 10	7 00	0	4 10	7 00	0	
11 29	9 29	18	" Humble	"	3 33	6 22	0	3 33	6 22	0	
		25	" Porter	"			0			0	
11 50	9 50	29	" New Caney	"	3 14	6 03	0	3 14	6 03	0	
		35	" Splendora	"			0			0	
12 14	10 12	44	" Cleveland	"	2 52	5 42	0	2 52	5 42	0	
12 37	10 34	56	" Shepherd	"	2 29	5 20	0	2 29	5 20	0	
	10 42	61	" Urbana	"	2 19		0	2 19		0	
12 51	10 48	64	" Goodrich	"	2 13	5 05	0	2 13	5 05	0	
	11 07	72	" Livingston	"	2 00	4 52	0	2 00	4 52	0	
1 06	11 18	78	" New Willard	"	1 44	4 40	0	1 44	4 40	0	
1 16	11 23	80	" Leggett	"	1 38	4 33	0	1 38	4 33	0	
1 21	11 35	88	" Moscov	"	1 25	4 21	0	1 25	4 21	0	
1 34	11 47	94	" Corrigan	"	1 12	4 08	0	1 12	4 08	0	
1 45	11 57	101	" Wakefield	"			0			0	
	12 09	107	" Diboll	"	12 48	3 44	0	12 48	3 44	0	
2 10	12 16	111	" Burke	"	12 41	3 37	0	12 41	3 37	0	
2 15	12 30	119	Lv Lufkin	Lv	12 30	3 25	0	12 30	3 25	0	
2 35	12 30	119	Lv Lufkin	Lv	11 25	3 15	0	11 25	3 15	0	
2 40	12 35	119	Lv Lufkin	Lv	11 33	2 48	0	11 33	2 48	0	
3 20	1 13	139	" Nacogdoches 49	"	11 33	2 18	0	11 33	2 18	0	
3 38	1 30	148	" Appleby	"	11 16	2 01	0	11 16	2 01	0	
3 58	1 48	159	" Garrison	"	11 01	1 43	0	11 01	1 43	0	
4 13	2 03	168	" Timson	"	10 43	1 25	0	10 43	1 25	0	
4 30	2 21	177	" Tenaha	"	10 33	1 05	0	10 33	1 05	0	
4 48	2 28	182	" Paxton	"	10 22	1 00	0	10 22	1 00	0	
4 56	2 49	192	" Haslam, Tex.	"	10 17	1 00	0	10 17	1 00	0	
	2 49	192	" Logansport, La.	"	10 14	12 57	0	10 14	12 57	0	
5 13	3 05	201	" Funston	"	9 56	12 40	0	9 56	12 40	0	
5 24	3 17	208	" Longstreet	"	9 46	12 29	0	9 46	12 29	0	
5 42	3 25	213	" Keachie	"	9 36	12 19	0	9 36	12 19	0	
6 15	4 10	232	" Preston	"	9 26	12 10	0	9 26	12 10	0	
			" Keithville	"	9 00	11 45	0	9 00	11 45	0	
			Lv Shreveport, La. (KCS Sta.)	Lv			0			0	

(E) HOUSTON, HEMPSTEAD, AUSTIN

45 Daily		43 Daily		Mis.		Table 53		42 Daily		46 Daily	
Daily	Daily	Daily	Daily	Mis.	Mis.			Daily	Daily	Daily	Daily
11 35	8 05	0	Lv Houston, Tex. 8, 24	Ar	6 45	5 15	0	6 45	5 15	0	
11 57	8 24	11	" Fairbanks	"	6 23	4 51	0	6 23	4 51	0	
		17	" Satsuma	"			0			0	
12 16	8 39	25	" Cypress	"	6 06	4 32	0	6 06	4 32	0	
12 29	8 52	35	" Hockley	"	5 47	4 20	0	5 47	4 20	0	
12 37	8 59	40	" Waller	"	4 47	4 13	0	4 47	4 13	0	
12 43	9 05	44	" Prairie View	"	4 30	4 06	0	4 30	4 06	0	
1 05	9 20	50	" Hempstead	"	4 13	3 55	0	4 13	3 55	0	
1 30	9 36	61	" Chapel Hill	"	4 06	3 22	0	4 06	3 22	0	
1 52	9 49	71	" Brenham	"	4 50	3 00	0	4 50	3 00	0	
2 10	10 02	77	" Mill Creek	"	4 38	2 42	0	4 38	2 42	0	
2 28	10 12	83	" Burton	"	4 29	2 28	0	4 29	2 28	0	
2 45	10 22	90	" Carmine	"	4 19	2 15	0	4 19	2 15	0	
2 58	10 32	96	" Ledbetter	"	4 09	2 00	0	4 09	2 00	0	
3 20	10 48	105	" Giddings	"	3 56	1 40	0	3 56	1 40	0	
3 32	11 01	112	" Hills	"		1 25	0		1 25	0	
3 42	11 04	117	" Paige	"	3 39	1 15	0	3 39	1 15	0	
4 01	11 19	127	" McDade	"	3 24	12 54	0	3 24	12 54	0	
4 11	11 26	132	" Butler	"	3 16	12 44	0	3 16	12 44	0	
4 23	11 35	137	" Elgin	"	3 07	12 33	0	3 07	12 33	0	
	11 45	143	" Littig	"	2 57	12 21	0	2 57	12 21	0	
4 45	11 56	150	" Manor	"	2 47	12 07	0	2 47	12 07	0	
		155	" Daffan	"		11 56	0		11 56	0	
5 30	12 30	165	Lv Austin, Tex. (S.P.Sta.)	Lv	2 20	11 30	0	2 20	11 30	0	

All PM time in Dark faced figures.
 Δ—Air Mail Dispatch.
 *—Daily.
 †—Daily except Sunday.
 ■—Motor Train.
 f—Flag stop to entrain or detrain passengers.
 †—Flag stop to entrain or detrain pay passengers.
 ‡—No. 51 connects with No. 5 for San Antonio and West. No. 52 connects with No. 6 for Houston and East.
 †—Grand Central Station.

(G) WACO, GIDDINGS, FLATONIA, YOAKUM

51 Daily		Mis.		Table 55		52 Daily	
Daily	Daily	Mis.	Mis.			Daily	Daily
8 00	0	Lv Waco, Tex. (Un.Sta.)	Ar	10 15	0	10 15	0
8 18	8	" Downs	"	9 54	0	9 54	0
	11	" Ass	"				
8 28	14	" Gurley	"	9 42	0	9 42	0
	15	" Perch	"				
8 32	16	" Satin	"	9 38	0	9 38	0
8 44	22	" Chilton	"	9 26	0	9 26	0
8 56	28	" Lott	"	9 13	0	9 13	0
9 05	33	" Travis	"	9 02	0	9 02	0
9 15	38	" Rosebud	"	8 53	0	8 53	0
9 23	42	" Burlington	"	8 43	0	8 43	0
9 30	45	" Ben Arnold	"	8 36	0	8 36	0
9 46	53	" Cameron	"	8 18	0	8 18	0
10 01	60	" Minerva	"	7 59	0	7 59	0
10 16	68	" Rockdale	"	7 43	0	7 43	0
10 32	76	" Hicks	"	7 25	0	7 25	0
10 38	79	" Tanglewood	"	7 20	0	7 20	0
10 50	86	" Lexington	"	7 07	0	7 07	0
11 09	96	" Lincoln	"	6 46	0	6 46	0
11 25	104	" Giddings	"	6 30	0	6 30	0
11 35	110	" Northrup	"	6 16	0	6 16	0
11 46	117	" Winchester	"	6 05	0	6 05	0
11 55	122	" West Point	"	5 56	0	5 56	0
12 14	132	" Muldoon	"	5 41	0	5 41	0
12 30	142	Lv Flatonia	Lv	5 25	0	5 25	0
12 40	142	Lv Flatonia 8, 24	Lv	4 55	0	4 55	0
12 57	150	" Moulton	"	4 40	0	4 40	0
1 14	160	" Shiner	"	4 23	0	4 23	0
1 35	171	Lv Yoakum, Tex.	Lv	4 00	0	4 00	0

(H) NEW IBERIA, SALT MINE

521 Mixed		519 Mixed		Mis.		Table 56		520 Mixed		522 Mixed	
Mixed	Mixed	Mis.	Mis.	Mis.	Mis.			Mixed	Mixed	Mixed	Mixed
12 30	8 00	0	Lv New Iberia, La. 8, 24	Ar	10 20	2 30	0	10 20	2 30	0	
12 45	8 15	4.8	" Davids	"	10 05	2 05	0	10 05	2 05	0	
12 48	8 20	5	" I. & V. Junction	"	10 00	2 00	0	10 00	2 00	0	
		9.5									

SUNSET ROUTE

TEXAS AND LOUISIANA LINES—LOCAL SERVICE AND CONNECTIONS

ST. LOUIS, MO., DALLAS, SAN ANTONIO, BROWNSVILLE

1-313 315		Table 57		312 314-2	
* 5 30	Lv St. Louis, Mo.	Frisco	Ar	8 30
10 05	Lv Dallas, Tex.	Δ M.K.&T.	Ar	4 00
12 40	Lv Waco, Tex.	Δ	Ar	1 25
3 25	Lv Austin, Tex.	"	Ar	10 45
5 35	Ar San Antonio, Tex.	"	Lv	8 45
10 30	Lv San Antonio, Tex.	S.P.	Ar	6 00
9 05	Ar Brownsville.	"	Lv	* 7 00

HOUSTON, SAN ANTONIO, BROWNSVILLE, CORPUS CHRISTI

303-313		Mls. (B)		312-314 304		302	
* 7 20	d	0	Lv Houston, Tex.	Ar	6 55	4 20
7 53	d	20	" Missouri City.	"	7 30	4 40
8 03	d	26	" Sugar Land (S.P.)	"	e	5 15
8 13	d	37	" Richmond.	"	e	5 25
8 23	d	45	" Rosenberg.	"	e	5 55
8 34	d	51	" Beasley.	"	e	5 55
8 44	d	57	" Kendallton.	"	e	5 55
8 50	d	63	" Hungerford.	"	e	5 55
9 10	d	67	" Wharton.	"	e	5 07
9 25	d	71	" Mackay.	"	e	5 07
9 39	d	78	" El Campo.	"	e	4 45
9 45	d	82	" Hillje.	"	e	4 45
9 55	d	87	" Louise.	"	e	4 45
10 05	d	92	" Ganado.	"	e	4 13
10 23	d	104	" Edna.	"	e	4 04
10 32	d	108	" El Toro.	"	e	4 04
10 40	d	114	" Inez.	"	e	4 04
10 48	d	121	" Telfener.	"	e	4 04
10 51	d	123	" Foster Field.	"	e	4 04
11 00	d	125	" Victoria.	"	e	4 04
	d	129	" Victoria.	"	e	4 04
	d	145	" Pannin.	"	e	4 04
	d	151	" Goliad.	"	e	4 04
	d	156	" Belclair.	"	e	4 04
	d	184	" Beville.	"	e	4 04

313-315		Mls. (B)		312-314 304		302	
10 30	Lv San Antonio (S.P.Sta.)	Ar	6 00
10 51	" Southton.	Ar	5 25
11 00	" Elmendorf.	Ar	5 25
11 06	" Saspamoo.	Ar	5 20
11 24	" Floresville.	Ar	4 50
11 35	" Poth.	Ar	4 37
11 45	" Falls City.	Ar	4 25
11 51	" Hobson.	Ar	4 18
12 04	" Karnes City.	Ar	4 05
12 40	" Kenedy.	Ar	3 50
12 51	" Green.	Ar	3 15
1 03	" Pettus.	Ar	3 02
1 19	" Lv Normanna.	Ar	2 49
1 35	" Ar Beville.	Lv	2 35
1 45	" Lv Beville.	Ar	2 00
2 10	" Ar Skidmore.	Lv	1 30
3 05	" Lv Skidmore.	Ar	1 08
3 15	" Tynan.	Ar	1 05
3 24	" Mathis.	Ar	1 05
3 32	" Sandia.	Ar	1 05
3 42	" Orange Grove.	Ar	1 05
4 10	" Alice.	Ar	1 02
4 47	" Premont.	Ar	11 31
5 04	" Falfurrias.	Ar	11 10
6 00	" Linn.	Ar	10 15
x 6 30	" Edinburg.	Ar	9 40
6 42	" McAllen.	Lv	9 25
7 00	" Lv McAllen.	Ar	9 10
7 16	" Edinburg.	Ar	9 00
7 29	" La Blanca.	Ar	8 34
7 36	" Elsa.	Ar	8 30
7 40	" Edouch.	Ar	8 23
7 44	" La Villa.	Ar	8 19
7 54	" Santa Rosa.	Ar	8 10
8 01	" Primera.	Ar	8 01
8 18	" Harlingen.	Ar	7 52
8 31	" Lozano.	Ar	7 31
8 44	" Los Fresnos.	Ar	7 16
9 05	" Ar Brownsville (S.P.Sta.)	Δ Lv	* 7 00

303 Mls.		304	
* 3 15	Lv Skidmore.	Ar	12 50
* 3 28	" Papalote.	Ar	12 37
* 3 37	" St. Paul.	Ar	12 27
* 3 47	" Sinton.	Ar	12 21
* 4 04	" Taft.	Ar	12 06
* 4 20	" Lv Gregory.	Ar	11 51
* 5 00	Ar Corpus Christi.	Lv	11 30

HOUSTON, DALLAS, FORT WORTH, COLORADO SPRINGS, DENVER

1-17 Daily		5-13 Daily		3-15 Daily		(C) Table 58		18-2 Daily		16-4 Daily		14-6 Daily	
11 30	0	11 30	11 00	8 00	Mls.	0	Lv New Orleans, La. (C.S.T.)	Ar	4 15	6 45	7 30	8 00	9 40
7 65	9 10	6 50	363	Ar Houston, Tex.	Ar	7 45	Lv Houston, Tex. (Un.Sta.)	Ar	9 45	4 45	12 05	2 45	10 15
5 45	* 1 40	* 5 50	60	Lv Houston.	Ar	8 00	Lv Houston.	Ar	8 00	2 45	10 15	2 45	10 15
11 30	4 45	8 00	0	Lv Houston, Tex.	Ar	6 30	Lv Houston.	Ar	6 30	2 05	9 25	2 05	9 25
			11	" Fairbanks.	Lv	y	" Satsuma.	Lv	y	a	a
			17	" Cypress.	Lv	y	" Hockley.	Lv	y	a	a
			25	" Waller.	Lv	y	" Prairie View.	Lv	y	a	a
			44	" Hempstead.	Lv	y	" Howth.	Lv	y	a	a
			50	" Courtney.	Lv	y	" Navasota.	Lv	y	a	a
			54	" Nellova.	Lv	y	" Millican.	Lv	y	a	a
			61	" Wellborn.	Lv	y	" College Station.	Lv	y	a	a
			70	" Bryan.	Lv	y	" Bryan.	Lv	y	a	a
			84	" Ly Hearn.	Lv	y	" Ly Hearn.	Lv	y	a	a
			106	" Calvert.	Lv	y	" Hammond.	Lv	y	a	a
			120	" Bremond 64.	Lv	y	" Denny.	Lv	y	a	a
			142	" Kosse.	Lv	y	" Thornton.	Lv	y	a	a
			152	" Grosbeck.	Lv	y	" Mexia.	Lv	y	a	a
			160	" Mexia.	Lv	y	" Wortham.	Lv	y	a	a
			168	" Currie.	Lv	y	" Richland.	Lv	y	a	a
			180	" Angus.	Lv	y	" Corsicana.	Lv	y	a	a
			187	" Rice.	Lv	y	" Alma.	Lv	y	a	a
			193	" Lv Ennis.	Lv	12 35	" Ennis.	Lv	12 35	9 00	9 00
			197	" Palmer.	Lv	12 20	" Ennis.	Lv	12 20	8 55	8 55
			203	" Ferris.	Lv	11 55	" Wilmer.	Lv	11 55	8 35	8 35
			209	" Wilmer.	Lv	11 45	" Hutchins.	Lv	11 45	8 26	8 26
			220	" Lv Hutchins.	Lv	11 30	" Dallas (Unlon Sta.)	Δ Lv	11 30	8 10	8 10
			224	" Lv Ennis.	Lv	12 05	" Garrett.	Lv	11 55
			230	" Boyce.	Lv	11 45	" Waxahachie.	Lv	11 35
			238	" Midlothian.	Lv	11 12	" Britton.	Lv	10 59
			245	" Britton.	Lv	10 59	" Mansfield.	Lv	10 52
			249	" Lv Kennedale.	Lv	10 52	" Ft. Worth, Tex. (Un.Sta.)	Lv	10 15
			253	" Lv Ft. Worth, Tex. (Un.Sta.)	Lv	9 10	" Dallas, Tex. F.W.&DC.	Ar	9 10	8 25	8 25
			264	" Lv Ft. Worth, Tex.	Ar	7 55	" Ft. Worth, Tex.	Ar	7 55	7 00	7 00
			283	" Colorado Springs.	Lv	8 55	" Denver, Colo. C. & S. V.	Lv	7 00	2 40	2 40
			802	" Denver, Colo. C. & S. V.	Lv	7 00			1 00	1 00

All PM time in Dark faced figures.

*-Daily. •-Texas Bus Lines, between Houston (C.S.T.)—Central Standard Time. and Galveston.

Δ—Grand Central Station. †—Motor No. 85.

‡—Union Station. ‡—Motor No. 85.

←—Stops on flag to receive or discharge pay passengers only to and from Houston and Dallas or beyond. No baggage handled on this train to or from this station.

△—Air mail dispatch from.

▲—Motor Car Service daily between Kenedy and Houston.

a—Stops on flag to detrain pay passengers from stations west of Hempstead.

b—Stops on flag to entrain revenue passengers to stations west of Hempstead that are regular or flag stops.

c—Stops on flag to detrain pay passengers from stations west of Hempstead; also entrain pay passengers for Houston.

d—Stops on flag to entrain pay passengers for points west of Victoria.

e—Stops on flag to detrain pay passengers from or beyond points west of Rosenberg.

f—Flag stop to entrain or detrain pay passengers.

g—Bus to and from Waco connects at Bremond with trains 15 and 16.

h—Stops on flag to entrain pay passengers for points west of Rosenberg.

n—Stops on flag to entrain pay passengers for Houston or detrain pay passengers from Navasota and west.

p—Will entrain or detrain pay passengers to or from Ennis to Dallas, College Station, Houston or beyond. No baggage will be checked to or from Ennis (will be handled on other train).

x—Passengers may obtain breakfast (daily except Sunday) at Cafe near station, and leave Edinburg 7:16 a. m. for Brownsville and intermediate stations.

y—Stops to discharge passengers from points on Ft. Worth subdivision.

Frequent service between Dallas, Denison and intermediate points by Texas Electric Line, Dixie Motor Coach Corp. and the Southwestern Greyhound Line.

Double Daily

STREAMLINED

Air-Conditioned Service Between

HOUSTON-DALLAS

STREAMLINER

SUNBEAM

Trains 13 and 14

265 MILES—265 MINUTES

A custom-built Streamliner with chair cars, parlor car and a diner-observation car. Mile a minute non-stop schedule.

NO EXTRA FARE.

'HUSTLER'

Trains 15 and 16

STREAMLINED EQUIPMENT

This popular train carries de luxe streamlined chair cars, and a diner-observation car—stops at intermediate stations. Fast, convenient schedule.

NO EXTRA FARE

SAN ANTONIO, KENEDY, EAGLE LAKE, HOUSTON

313-315		Mls.		(D) Table 59		309-314	
* 10 30	0	Lv San Antonio, Tex. (S. P. Sta.)	Ar	6 00
11 24	32	" Floresville.	Ar	4 50
11 45	46	" Falls City.	Ar	4 25
12 04	57	" Karnes City.	Ar	4 05
12 15	63	" Kenedy.	Lv	3 50
	63	" Kenedy.	Ar	11 25
	67	" Runge.	Lv	11 05
	73	" Nordheim.	Lv	10 51
	80	" Yorktown.	Lv	10 35
	88	" Cuero.	Lv	10 00
	104	" Edgar.	Lv	9 33
	113	" Yoakum.	Lv	9 20
	122	" Sweet Home.	Lv	8 56
	134	" Mont.	Lv				

OVERLAND ROUTE • WESTBOUND

NEW YORK - WASHINGTON - CHICAGO - OMAHA - OGDEN - RENO - SAN FRANCISCO
ST. LOUIS - KANSAS CITY - DENVER - SALT LAKE CITY

Table 73

TRAIN 101 STREAMLINER CITY OF SAN FRANCISCO—Extra Fare

Chicago, Omaha to San Francisco

THE STREAMLINER	101	Departures Each Week			
Lv Chicago (C.T.) O.....C.&N.W.	7 30	Tuesday	Thursday	Saturday	
Lv Omaha.....U.P.	3 25	Friday	Sunday		
Lv Cheyenne (M.T.)....."	9 58	Wednesday	Friday	Sunday	
Ar Ogden (M.T.)....."	6 35	Wednesday	Friday	Sunday	
Lv Ogden (P.T.).....S.P.	5 45	Wednesday	Friday	Sunday	
Ar Reno....."	2 30	Thursday	Saturday	Monday	
Ar Sacramento....."	6 55	Thursday	Saturday	Monday	
Ar Berkeley....."	8 25	Thursday	Saturday	Monday	
Ar Oakland (16th St.)....."	8 34	Thursday	Saturday	Monday	
Ar Oakland Pier....."	8 40	Thursday	Saturday	Monday	
Ar San Francisco (Market St.)....."	9 15	Thursday	Saturday	Monday	

Radio. Valet.
Lounge (Barber, Shower Bath): (For Pullman Car Passengers.) ★Chicago to San Francisco. (Operates from Chicago on 1st and 3rd Tuesday and Saturday, and 2nd and 4th Thursday of each month.)
Club Car: (For Pullman Car Passengers.) ★Chicago to San Francisco. (Operates from Chicago on 2nd and 4th Tuesday and Saturday, and 1st and 3rd Thursday of each month.)
Standard Sleepers:★Chicago to San Francisco. (Sections, Roomettes, Bedrooms, Duplex Single Rooms, Compartments, Drawing-Rooms).
Chair Cars★Chicago to San Francisco. (All seats reserved).
Dining Car:★Chicago to San Francisco.
Coffee Shop:★Chicago to San Francisco.
Tickets Honored: Ask Agents.

TRAIN 27 SAN FRANCISCO OVERLAND

(No Extra Fare)

New York, Chicago, Omaha, San Francisco,
St. Louis, Kansas City, Denver

Lv New York (E.T.) No. 19	6 15	Su	Mo	Tu	We	Th	Fr	Sa	Su
Ar Chicago (C.T.) N.Y.C.	11 50	Mo	Tu	We	Th	Fr	Sa	Su	
Lv New York (E.T.) No. 71	5 45	Su	Mo	Tu	We	Th	Fr	Sa	Su
Ar Chicago (C.T.) Penna.	9 45	Mo	Tu	We	Th	Fr	Sa	Su	
Lv Chicago (C.T.) O.....C&NW	3 00	Mo	Tu	We	Th	Fr	Sa	Su	Mo
Lv Omaha.....U.P.	1 00	Tu	We	Th	Fr	Sa	Su	Mo	
Ar Cheyenne (M.T.)....."	9 25	Tu	We	Th	Fr	Sa	Su	Mo	
Lv St. Louis No. 9 (C.T.) Wab.	3 30	Mo	Tu	We	Th	Fr	Sa	Su	Mo
Lv Kansas City No. 9.....U.P.	8 45	Mo	Tu	We	Th	Fr	Sa	Su	Mo
Lv Denver (M.T.) No. 9....."	7 15	Tu	We	Th	Fr	Sa	Su	Mo	
Ar Cheyenne.....No. 9....."	9 35	Tu	We	Th	Fr	Sa	Su	Mo	
Lv Cheyenne....."	10 05	Tu	We	Th	Fr	Sa	Su	Mo	
Ar Ogden (M.T.)....."	9 05	Tu	We	Th	Fr	Sa	Su	Mo	
Lv Salt Lake City No. 29 U.P.	8 00	Tu	We	Th	Fr	Sa	Su	Mo	
Ar Ogden (M.T.)....."	9 05	Tu	We	Th	Fr	Sa	Su	Mo	
Lv Ogden (P.T.) No. 27.....S.P.	8 30	Tu	We	Th	Fr	Sa	Su	Mo	
Ar Reno....."	7 35	We	Th	Fr	Sa	Su	Mo	Tu	
Ar Sacramento....."	12 35	We	Th	Fr	Sa	Su	Mo	Tu	
Ar Berkeley....."	2 30	We	Th	Fr	Sa	Su	Mo	Tu	
Ar Oakland (16th St.)....."	2 42	We	Th	Fr	Sa	Su	Mo	Tu	
Ar Oakland Pier....."	2 50	We	Th	Fr	Sa	Su	Mo	Tu	
Ar San Francisco (Mkt.St.)....."	3 20	We	Th	Fr	Sa	Su	Mo	Tu	

TRAIN 23 SAN FRANCISCO CHALLENGER

Chicago, Omaha, San Francisco,
St. Louis, Kansas City, Denver

Lv Chicago (C.T.) O.....C&NW	8 10	Mo	Tu	We	Th	Fr	Sa	Su	
Lv St. Louis No. 11.....Wab.	7 50	Mo	Tu	We	Th	Fr	Sa	Su	
Ar Omaha....."	8 20	Tu	We	Th	Fr	Sa	Su	Mo	
Lv Omaha.....U.P.	9 10	Tu	We	Th	Fr	Sa	Su	Mo	
Ar Cheyenne (M.T.)....."	7 50	Tu	We	Th	Fr	Sa	Su	Mo	
Lv Kansas City No. 37 (C.T.) U.P.	11 30	Mo	Tu	We	Th	Fr	Sa	Su	Mo
Lv Denver (M.T.)....."	5 20	Tu	We	Th	Fr	Sa	Su	Mo	
Ar Ogden No. 37....."	6 45	We	Th	Fr	Sa	Su	Mo	Tu	
Lv Cheyenne....."	8 10	Tu	We	Th	Fr	Sa	Su	Mo	
Ar Ogden (M.T.)....."	9 30	We	Th	Fr	Sa	Su	Mo	Tu	
Lv Salt Lake City No. 1 B&NW	7 35	We	Th	Fr	Sa	Su	Mo	Tu	
Ar Ogden (M.T.)....."	8 50	We	Th	Fr	Sa	Su	Mo	Tu	
Lv Ogden (P.T.) No. 23.....S.P.	9 15	We	Th	Fr	Sa	Su	Mo	Tu	
Ar Reno....."	10 50	We	Th	Fr	Sa	Su	Mo	Tu	
Ar Sacramento....."	5 05	Th	Fr	Sa	Su	Mo	Tu	We	
Ar Berkeley....."	7 41	Th	Fr	Sa	Su	Mo	Tu	We	
Ar Oakland (16th St.)....."	7 57	Th	Fr	Sa	Su	Mo	Tu	We	
Ar Oakland Pier....."	8 05	Th	Fr	Sa	Su	Mo	Tu	We	
Ar San Francisco (Mkt.St.)....."	8 50	Th	Fr	Sa	Su	Mo	Tu	We	

Radio. Exclusive Women's and Children's reclining chair car (Chicago to San Francisco). Economy Meal Service.

Full Lounge Car:★(For Pullman Car passengers) Chicago to San Francisco.

Tourist Sleepers:★Chicago to San Francisco.

★St. Louis to San Francisco. Via Wabash No. 11 to Omaha, thence No. 23.

★Kansas City to San Francisco. (U.P. No. 37 via Denver to Ogden.)

Reclining Chair Cars and Coaches:★Chicago to San Francisco.

★Kansas City to San Francisco. (U.P. No. 37 via Denver to Ogden.)

News Agent Car:★Ogden to San Francisco (Sandwiches, Coffee, etc.)

Dining Car:★Chicago to San Francisco. (Does not serve dinner from Chicago.) Serving "Economy" meals. Off-tray service in coaches.

Tickets Honored: Ask Agents.

TRAIN 21 PACIFIC

Washington, Chicago, Omaha, San Francisco,
Kansas City, Denver

Lv Washington (E.T.) No. 51-79	11 35	Su	Mo	Tu	We	Th	Fr	Sa	Su
Ar Chicago (C.T.) Penna.	3 40	Mo	Tu	We	Th	Fr	Sa	Su	
Lv Washington (E.T.) No. 7	11 45	Su	Mo	Tu	We	Th	Fr	Sa	Su
Ar Chicago (C.T.) B.&O.	3 30	Mo	Tu	We	Th	Fr	Sa	Su	
Lv Chicago (C.T.) O.....C&NW	8 00	Mo	Tu	We	Th	Fr	Sa	Su	Mo
Lv Omaha.....U.P.	8 30	Tu	We	Th	Fr	Sa	Su	Mo	
Ar Cheyenne (M.T.)....."	6 10	Tu	We	Th	Fr	Sa	Su	Mo	
Lv Kansas City No. 37 (C.T.) U.P.	11 30	Tu	We	Th	Fr	Sa	Su	Mo	
Lv Denver (M.T.)....."	5 20	Tu	We	Th	Fr	Sa	Su	Mo	
Ar Ogden No. 37....."	6 45	We	Th	Fr	Sa	Su	Mo	Tu	
Lv Cheyenne....."	6 25	Tu	We	Th	Fr	Sa	Su	Mo	Tu
Ar Ogden (M.T.)....."	6 25	We	Th	Fr	Sa	Su	Mo	Tu	
Lv Ogden (P.T.) No. 25.....S.P.	7 15	We	Th	Fr	Sa	Su	Mo	Tu	
Ar Reno No. 21....."	9 15	We	Th	Fr	Sa	Su	Mo	Tu	
Ar Sacramento....."	4 00	Th	Fr	Sa	Su	Mo	Tu	We	
Ar Berkeley....."	7 04	Th	Fr	Sa	Su	Mo	Tu	We	
Ar Oakland (16th St.)....."	7 22	Th	Fr	Sa	Su	Mo	Tu	We	
Ar Oakland Pier....."	7 30	Th	Fr	Sa	Su	Mo	Tu	We	
Ar San Francisco (Mkt.St.)....."	8 20	Th	Fr	Sa	Su	Mo	Tu	We	

(Note: Cars from Ogden handled on Train 25 to Sparks thence Train 21.)

Standard Sleepers:★Washington to San Francisco (Sections, Drawing-Room) (On Penna. No. 51-79 to Chicago).

★Washington to San Francisco (Sections, Drawing-Room) (on B. & O. No. 7 to Chicago).

★Chicago to San Francisco (Sections, Drawing-Room).

★Denver to San Francisco (Sections, Drawing-Room) (U.P. No. 37 to Ogden).

★Reno to San Francisco (Sections, Drawing-Room.) (Occupancy upon arrival Reno.) (Returns on Train 32.)

Buffet Lounge:★Ogden to San Francisco (Sections).

Coach:★Sparks to San Francisco.

Dining Car:★Chicago to San Francisco.

Tickets Honored: Ask Agents.

OGDEN, RENO, SAN FRANCISCO (Daily)

	No. 25	No. 2/23
Lv Ogden.....S.P.	7 15	Mo 9 30
Lv Reno....."	8 45	Mo 12 25
Lv Truckee....."	9 45	Mo 1 30
Ar Sacramento....."	2 00	Tu 6 30
Ar Berkeley....."	4 43	Tu 9 52
Ar Oakland (16th St.)....."	5 05	Tu 10 07
Ar Oakland Pier....."	5 15	Tu 10 15
Ar San Francisco (Market St.)....."	5 50	Tu 10 50

Coach: Ogden to San Francisco (On Train 2/23). Sparks to San Francisco (On Train 25).

All PM time in Dark faced figures.

★Regularly assigned cars are air-conditioned.

O—C.&N.W. Passenger Station (Madison, Canal & Clinton Sts.).

C.T.—Central Time. M.T.—Mountain Time. P.T.—Pacific Time.

♠—Seat reservations required in Coaches on Train No. 9 between St. Louis and Cheyenne.

OVERLAND ROUTE EASTBOUND

SAN FRANCISCO - RENO - OGDEN - OMAHA - CHICAGO - WASHINGTON - NEW YORK
SALT LAKE CITY - DENVER - KANSAS CITY - ST. LOUIS

Table 74

TRAIN 102 STREAMLINER CITY OF SAN FRANCISCO—Extra Fare San Francisco to Omaha, Chicago

THE STREAMLINER		102	Departures Each Week		
Lv San Francisco (Market St.)	S.P.	5 00	Tuesday	Thursday	Saturday
Lv Oakland Pier	"	5 30	Tuesday	Thursday	Saturday
Lv Oakland (16th St.)	"	5 37	Tuesday	Thursday	Saturday
Lv Berkeley	"	5 46	Tuesday	Thursday	Saturday
Lv Sacramento	"	7 15	Tuesday	Thursday	Saturday
Lv Reno	"	11 45	Tuesday	Thursday	Saturday
Ar Ogden (P.T.)	"	8 40	Wednesday	Friday	Sunday
Lv Ogden (M.T.)	U.P.	9 50	Wednesday	Friday	Sunday
Lv Cheyenne	"	6 35	Wednesday	Friday	Sunday
Ar Omaha (C.T.)	"	2 50	Thursday	Saturday	Monday
Ar Chicago (C.T.)	O. C.&N.W.	10 45	Thursday	Saturday	Monday

Radio. Valet.
Lounge (Barber, Shower Bath): (For Pullman Car Passengers.) ★San Francisco to Chicago. (Operates from San Francisco on 2nd and 4th Tuesday and Saturday, and 1st and 3rd Thursday of each month.)
Club Car: (For Pullman Car Passengers.) ★San Francisco to Chicago (Operates from San Francisco on 1st and 3rd Tuesday and Saturday, and 2nd and 4th Thursday of each month.)
Standard Sleepers: ★San Francisco to Chicago. (Sections, Roomettes, Bedrooms, Duplex Single Rooms, Compartments, Drawing-Rooms)
Chair Cars: ★San Francisco to Chicago. (All seats reserved).
Dining Car: ★San Francisco to Chicago.
Coffee Shop: ★San Francisco to Chicago.
Tickets Honored: Ask Agents.

TRAIN 28 SAN FRANCISCO OVERLAND (No Extra Fare)

San Francisco, Omaha, Chicago, New York, Denver, Kansas City, St. Louis

Lv San Francisco (Mkt. St.)	S.P.	11 00	Mo	Tu	We	Th	Fr	Sa	Su
Lv Oakland Pier	"	11 30	Mo	Tu	We	Th	Fr	Sa	Su
Lv Oakland (16th St.)	"	11 38	Mo	Tu	We	Th	Fr	Sa	Su
Lv Berkeley	"	11 47	Mo	Tu	We	Th	Fr	Sa	Su
Lv Sacramento	"	1 40	Mo	Tu	We	Th	Fr	Sa	Su
Lv Reno	"	6 50	Mo	Tu	We	Th	Fr	Sa	Su
Ar Ogden (P.T.)	"	5 50	Tu	We	Th	Fr	Sa	Su	Mo
Lv Ogden (M.T.) No. 30 U.P.	"	7 00	Tu	We	Th	Fr	Sa	Su	Mo
Ar Salt Lake City (M.T.)	"	8 00	Tu	We	Th	Fr	Sa	Su	Mo
Lv Ogden (M.T.)	U.P.	7 20	Tu	We	Th	Fr	Sa	Su	Mo
Ar Cheyenne	"	6 10	Tu	We	Th	Fr	Sa	Su	Mo
Lv Cheyenne No. 10 U.P.	"	6 35	Tu	We	Th	Fr	Sa	Su	Mo
Ar Denver	"	8 45	We	Th	Fr	Sa	Su	Mo	Tu
Ar Kansas City (C.T.) No. 10	"	8 45	We	Th	Fr	Sa	Su	Mo	Tu
Ar St. Louis No. 10 Wab.	"	1 50	We	Th	Fr	Sa	Su	Mo	Tu
Lv Cheyenne (M.T.)	U.P.	6 37	Tu	We	Th	Fr	Sa	Su	Mo
Ar Omaha (C.T.)	"	4 50	We	Th	Fr	Sa	Su	Mo	Tu
Ar Chicago (C.T.) O. C.&N.W.	"	2 50	We	Th	Fr	Sa	Su	Mo	Tu
Lv Chicago (C.T.) No. 22	"	6 00	We	Th	Fr	Sa	Su	Mo	Tu
Ar New York (E.T.) N. Y. C.	"	11 59	Th	Fr	Sa	Su	Mo	Tu	We
Lv Chicago (C.T.) No. 42	"	5 30	We	Th	Fr	Sa	Su	Mo	Tu
Ar New York (E.T.) Penna.	"	11 30	Th	Fr	Sa	Su	Mo	Tu	We

Full Lounge Car: ★(For Pullman Car Passengers) San Francisco to Chicago. (Barber, Valet.)
Standard Sleepers: ★San Francisco to New York (Sections, Drawing-Room, Compartments) (On N.Y.C. No. 22 from Chicago).
★San Francisco to New York (Sections, Drawing-Room, Compartments) (On Penna. No. 42 from Chicago).
★San Francisco to Chicago (Sections, Drawing-Rooms, Compartments, Bedrooms, Roomettes).
★San Francisco to St. Louis (Bedrooms, Roomettes, Sections) (Via No. 28 to Cheyenne, U.P. No. 10 via Denver to Kansas City, Wabash No. 10 to St. Louis).
★San Francisco to Salt Lake City (Sections, Drawing-Room, Compartments) (Via S. P.-U. P.).
Reclining Chair Cars: ★San Francisco to Chicago (All seats reserved in advance).
Dining Car: ★San Francisco to Chicago.
Coffee Shop Car: ★San Francisco to Chicago.
Tickets Honored: Ask Agents.

SAN FRANCISCO, RENO, OGDEN (Daily)		No. 26
Lv San Francisco (Market St.)	S.P.	7 30
Lv Oakland Pier	"	8 20
Lv Oakland (16th St.)	"	8 31
Lv Berkeley	"	8 43
Lv Sacramento	"	11 40
Lv Reno	"	5 58
Ar Ogden (P.T.)	"	8 55

Coach: San Francisco to Ogden.

TRAIN 22-24 SAN FRANCISCO CHALLENGER

San Francisco, Omaha, Chicago, Denver, Kansas City, St. Louis

Lv San Francisco (Mkt. St.)	S.P.	7 00	Mo	Tu	We	Th	Fr	Sa	Su
Lv Oakland Pier	"	7 35	Mo	Tu	We	Th	Fr	Sa	Su
Lv Oakland (16th St.)	"	7 44	Mo	Tu	We	Th	Fr	Sa	Su
Lv Berkeley	"	7 54	Mo	Tu	We	Th	Fr	Sa	Su
Lv Sacramento	"	10 40	Mo	Tu	We	Th	Fr	Sa	Su
Lv Reno	"	4 45	Tu	We	Th	Fr	Sa	Su	Mo
Ar Ogden (P.T.) No. 22	"	5 00	Tu	We	Th	Fr	Sa	Su	Mo
Lv Ogden (M.T.) D.&R.G.W.	"	7 20	We	Th	Fr	Sa	Su	Mo	Tu
Ar Salt Lake City (M.T.)	"	8 35	We	Th	Fr	Sa	Su	Mo	Tu
Lv Ogden (M.T.) No. 38 U.P.	"	6 50	Tu	We	Th	Fr	Sa	Su	Mo
Ar Denver	"	7 25	We	Th	Fr	Sa	Su	Mo	Tu
Ar Kansas City (C.I.) No. 38	"	11 50	We	Th	Fr	Sa	Su	Mo	Tu
Ar St. Louis No. 18 Wab.	"	7 30	Th	Fr	Sa	Su	Mo	Tu	We
Lv Ogden (M.T.) No. 24 U.P.	"	7 00	Tu	We	Th	Fr	Sa	Su	Mo
Ar Cheyenne	"	6 25	We	Th	Fr	Sa	Su	Mo	Tu
Ar Omaha (C.T.)	"	7 30	We	Th	Fr	Sa	Su	Mo	Tu
Lv Omaha No. 14 Wab.	"	8 20	We	Th	Fr	Sa	Su	Mo	Tu
Ar St. Louis	"	7 55	Th	Fr	Sa	Su	Mo	Tu	We
Ar Chicago (C.T.) O. C.&N.W.	"	7 30	Th	Fr	Sa	Su	Mo	Tu	We

Radio. Exclusive Women's and Children's reclining chair car (San Francisco to Chicago). Economy Meal Service.
Full Lounge Car: ★(For Pullman Car passengers) San Francisco to Chicago.
Tourist Sleepers: ★San Francisco to Chicago.
★San Francisco to St. Louis. (Via No. 22-24 to Omaha, thence Wabash No. 14.)
★San Francisco to Kansas City (U.P. No. 38 from Ogden, thence via Denver).
Reclining Chair Cars and Coaches: ★San Francisco to Chicago.
★San Francisco to Kansas City (U.P. No. 38 from Ogden, thence via Denver).
News Agent Car: ★San Francisco to Ogden (Sandwiches, Coffee, etc.)
Dining Car: ★San Francisco to Chicago. Serving "Economy" Meals. Off-tray service in coaches. (Does not serve dinner from San Francisco).
Tickets Honored: Ask Agents.

SAN FRANCISCO, RENO, OGDEN (Daily)		No. 32
Lv San Francisco (Market St.)	S.P.	8 00
Lv Oakland Pier	"	8 55
Lv Oakland (16th St.)	"	9 06
Lv Berkeley	"	9 18
Lv Sacramento	"	12 25
Ar Truckee	"	5 55
Ar Reno	"	7 40
Ar Sparks (Passenger Station)	"	8 10

Standard Sleeper: ★San Francisco to Reno (Sections, Drawing-Room.) (Returns on Train 21.)
Coach: ★San Francisco to Sparks.

TRAIN 24-22 PACIFIC

San Francisco, Omaha, Chicago, Washington, Denver, Kansas City, St. Louis

Lv San Francisco (Mkt. St.)	S.P.	7 30	Mo	Tu	We	Th	Fr	Sa	Su
Lv Oakland Pier	"	8 05	Mo	Tu	We	Th	Fr	Sa	Su
Lv Oakland (16th St.)	"	8 14	Mo	Tu	We	Th	Fr	Sa	Su
Lv Berkeley	"	8 24	Mo	Tu	We	Th	Fr	Sa	Su
Lv Sacramento	"	11 15	Mo	Tu	We	Th	Fr	Sa	Su
Lv Reno	"	5 33	Tu	We	Th	Fr	Sa	Su	Mo
Ar Ogden (P.T.) No. 24	"	5 30	Tu	We	Th	Fr	Sa	Su	Mo
Lv Ogden (M.T.) D.&R.G.W.	"	7 20	Tu	We	Th	Fr	Sa	Su	Mo
Ar Salt Lake City (M.T.)	"	8 35	Tu	We	Th	Fr	Sa	Su	Mo
Lv Ogden (M.T.) No. 38 U.P.	"	6 50	Tu	We	Th	Fr	Sa	Su	Mo
Ar Denver	"	7 25	We	Th	Fr	Sa	Su	Mo	Tu
Ar Kansas City (C.T.) No. 38	"	11 50	We	Th	Fr	Sa	Su	Mo	Tu
Ar St. Louis No. 18 Wab.	"	7 30	Th	Fr	Sa	Su	Mo	Tu	We
Lv Ogden (M.T.) No. 22 U.P.	"	7 15	Tu	We	Th	Fr	Sa	Su	Mo
Ar Cheyenne	"	7 40	We	Th	Fr	Sa	Su	Mo	Tu
Ar Omaha (C.T.)	"	8 00	We	Th	Fr	Sa	Su	Mo	Tu
Ar Chicago (C.T.) O. C.&N.W.	"	8 15	Th	Fr	Sa	Su	Mo	Tu	We
Lv Chicago (C.T.) No. 22-50	"	11 30	Th	Fr	Sa	Su	Mo	Tu	We
Ar Washington (E.T.) Penna.	"	7 35	Fr	Sa	Su	Mo	Tu	We	Th
Lv Chicago (C.T.) No. 10-18	"	10 40	Th	Fr	Sa	Su	Mo	Tu	We
Ar Washington (E.T.) B. & O.	"	7 20	Fr	Sa	Su	Mo	Tu	We	Th

Standard Sleepers: ★San Francisco to Washington (Sections, Drawing-Room). On B. & O. No. 10-18 from Chicago.
★San Francisco to Washington (Sections, Drawing-Room), On Penna. No. 22-50 from Chicago.
★San Francisco to Chicago (Sections, Drawing-Room).
★San Francisco to Denver (Sections, Drawing-Room) (Via U.P. No. 38 Ogden to Denver).
Buffet Lounge: ★San Francisco to Ogden (Sections).
Dining Car: ★San Francisco to Chicago. (Does not serve dinner from San Francisco).
Tickets Honored: Ask Agents.

All PM time in Dark faced figures.

★—Regularly assigned cars are air-conditioned.
O—C.&N.W. Passenger Station (Madison, Canal & Clinton Sts.)
P.T.—Pacific Time. M.T.—Mountain Time. C.T.—Central Time.
E.T.—Eastern Time.
b—Seat reservations required in Coaches on Train No. 10 between Cheyenne and St. Louis.

OVERLAND ROUTE

SAN FRANCISCO - SACRAMENTO - RENO - OGDEN - SALT LAKE CITY - OMAHA - CHICAGO

WESTBOUND

(A) Table 75

	Mis.	Pacific No. 21-25-21 Daily	San Francisco Challenger No. 23 Daily	City of San Francisco No. 101 Daily	San Francisco Overland No. 27 Daily	Passenger No. 25 Daily	Passenger No. 23 Daily
Lv Chicago (C.T.)... C. & N.W.	0	8 00	8 10	7 30	3 00		
Ar Ogden (M.T.)... Un. Pac.	1478	6 25	9 30	6 35	9 05		
Lv Salt Lake City... D&RGW	0		x 7 35		8 00		
Lv Salt Lake City... Un. Pac.	0				9 05		
Ar Ogden (M.T.)... "	36						
Lv Ogden, Ut. (P.T.)... S.P. Δ	0	7 15	9 15	5 45	8 30	7 15	9 30
" Promontory Point	24	m	j				10 05
" Lakeside	48	m	j				11 02
" Lucin, Utah	103	m	j				12 18
" Tecoma, Nevada	115	m	j				
" Montello	121	10 21	12 21	7 47	11 07	10 21	12 53
" Cobre	138	m	j				2 28
" Walls (81, 82)	176	11 50	7 02		11 50		2 43
" Alazon	180	m	j				2 50
" Deeth	194	m	j				3 09
" Halleck	206	m	j				3 25
" Elko	227	12 55	12 12		12 55		4 40
" Carlin	249	1 33	10 06	1 55	1 33		4 55
" Palisade	257	m	j				5 16
" Beowawe	276	m	j				6 10
" Battle Mountain (s)	307	f 2 42	j 5 59		f 2 42		6 51
" Iron Point	349	m	j				7 05
" Golconda	335	m	j				7 20
" Weso	362	m	j				7 55
" Winnemucca (81)	366	3 57	j 6 59		3 57		8 11
" Mill City	394	m	j				8 25
" Imlay	399	4 54	7 05	12 14	4 35		9 05
" Lovelock	439	5 44	7 51		4 54		10 25
" Hazen (77, 86)	495	6 50	8 56		6 50		10 50
" Fernley	507	m	j				11 05
" Sparks (Pass. Station)	538	m	j				12 05
Ar Reno	540	9 15	10 50	2 30	7 35	8 45	12 25
Lv Reno (83)	540	9 15	10 50	2 30	7 35	8 45	12 25
" Verdi, Nevada	551	9 33	11 08				12 43
" Floriston, Cal.	561	m	j				1 10
" Boca	567	10 01	11 36				1 30
Ar Truckee (78)	575	10 25	12 01	3 19	8 33	9 45	2 00
Lv Truckee	0						2 40
Ar Lake Tahoe	16						3 30
Lv Lake Tahoe (78)	0	9 20	9 20				4 55
Ar Truckee	16	10 00	10 00				5 35
Lv Truckee	575	10 25	12 01	3 19	8 33	9 45	1 30
" Norden (Sugar Bowl)	591	f 11 15	c 12 51				2 10
" Cisco	592	m	j				2 55
" Emigrant Gap	603	h	c				3 37
" Blue Canon	611	h	c				4 13
" Towle	616	h	c				4 45
" Alta	625	h	c				5 00
" Dutch Flat	626	h	c				5 18
" Gold Run	628	h	c				5 26
" Colfax (84)	630	h 12 55	c 2 26				5 35
" New England Mills (Weimar)	640	h 1 34	c 2 55				5 55
" West Applegate	645	h	c				6 30
" Clipper Gap	648	h	c				7 15
" Bowman	651	h	c				8 35
" Auburn (R. R. St.) (84)	654	h 2 05	c 3 23				9 45
" Newcastle	658	h 2 20	c 3 38				10 25
" Penryn	663	h 2 30	c 3 46				11 05
" Loomis	666	h	c				11 45
" Rocklin	668	h 2 50	c 4 03				12 45
" Roseville	672	h 3 05	c				1 32
Ar Sacramento	676	h 3 25	c 4 30				2 25
Lv Sacramento	693	4 00	5 05	6 55	12 03	1 25	3 30
Ar Stockton	0	8 35	8 35	9 35	12 35	2 00	4 35
Ar Fresno	48	9 50	9 50	10 50	7 45	9 15	11 45
Ar Bakersfield	170	1 00	1 00	1 00	12 23	1 00	2 45
Ar Los Angeles (Un. Sta.)	278	3 01	3 01	3 05	3 05	3 01	4 30
Lv Sacramento	447	7 50	7 50	7 50	8 45	5 50	7 30
" Davis	693	4 30	5 25	7 00	12 40	2 30	7 50
" Dixon	707	f 4 52	c 5 43				8 01
" Suisun-Fairfield	715	c 5 05	c 5 53				8 25
" Martinez (To Benicia)	733	f 5 30	c 6 15				8 50
" Crockett (To Vallejo)	751	f 5 57	c 6 38				9 36
" Richmond	756	6 15	7 06				10 07
" Berkeley	770	6 45	7 36				10 52
Ar Oakland (16th St.)	776	7 04	7 41				11 37
Ar Oakland Pier	780	7 22	7 57				12 22
Ar Oakland Pier	782	7 30	8 05				1 10
Lv Oakland Pier	782	8 00	8 35				1 30
Lv Oakland Pier	782	8 00	8 35				1 50
Ar San Francisco (Mkt. St.)	785	8 20	8 50	9 15	3 20	5 50	10 50

All PM time in Dark faced figures.

P.T.—Pacific Time.

M.T.—Mountain Time.

C.T.—Central Time.

Δ—Air Mail dispatched.

—To or from Weimar.

▲—Pac. Greyhound Bus.

—Does not stop. For Information only.

a—No. 102 leaves San Francisco on Tuesdays, Thursdays and Saturdays; arrives Chicago on Thursdays, Saturdays and Mondays.

b—No. 101 leaves Chicago on Tuesdays, Thursdays and Saturdays; arrives San Francisco on Thursdays, Saturdays and Mondays.

c—Stops on flag to detain pay passengers from Ogden or beyond.

d—Stops on flag to detain pay passengers from Sacramento or beyond; also entrain for beyond Ogden.

f—Flag stop to entrain or detain passengers.

h—Stops on flag to detain pay passengers from East of Sparks.

j—Stops on flag to detain pay passengers from beyond Ogden; also entrain for Sacramento or beyond.

m—Passengers destined to points marked "m" detain at Ogden and use Train No. 23.

r—Stops on flag to entrain pay passengers for beyond Sparks.

s—Between Battle Mountain and North Battle Mountain motor vehicles provided by S.P. for connection only with Train No. 22.

—Stops on flag to entrain pay passengers for Ogden or beyond.

x—D&RGW train arrives Ogden 8 50 AM.

EASTBOUND

(B) Table 75

Elev	Mis.	San Francisco Overland No. 28 Daily	City of San Francisco No. 102 a	San Francisco Challenger No. 24 Daily	Pacific No. 24-22 Daily	Passenger No. 26 Daily	Passenger No. 32 Daily
6	0	11 00	5 00	7 00	7 30	7 30	8 00
14	4	11 20	5 20	7 20	7 50	7 50	8 20
14	4	11 30	5 30	7 35	8 05	8 05	8 55
10	6	11 38	5 37	7 44	8 14	8 31	9 06
18	9	11 47	5 46	7 54	8 24	8 43	9 18
41	15	11 55		8 06	8 35	8 57	9 32
29	35	12 15		8 31	8 58	9 23	9 58
12	52			8 43	9 14	9 40	10 15
67	70			9 08	9 39	10 03	10 41
57	79			9 33			11 07
35	92	1 35	7 10	10 25	10 25	11 15	11 30
293	0	7 30	7 30	8 25	8 25	8 25	
414	169	1 15	1 15	1 16	1 16	1 16	
230	277	4 00	4 00	3 28	3 28	3 28	
24	399	6 50	6 50	6 10	6 10	6 10	
35	447	8 30	8 30	7 30	7 30	7 30	
35	92	1 40	7 15	10 40	11 15	11 40	12 25
35	162	2 17		11 25	12 02	12 27	1 15
60	249						1 40
960	960						1 53
1267	1267			12 05	12 39	1 04	2 03
1625	1625						2 03
1745	1745						2 11
1965	1965						2 22
2213	2213						2 55
2418	2418	3 17		12 45	1 21	1 46	3 22
3227	3227						3 36
3390	3390						4 25
3607	3607						4 48
3700	3700						5 20
4693	4693						5 53
5218	5218						6 30
5933	5933						7 40
6752	6752						8 10
6900	6900						9 00
5819	5819	5 49	10 50	3 28	4 14	4 39	5 55
5819	5819	6 40		7 00	7 00	7 00	7 40
6200	6200	6 40		7 40	7 40	7 40	8 10
5819	5819	6 55					9 00
5819	5819	6 55					9 30
5819	5819	6 55					10 00
5819	5819	6 55					10 55
5819	5819	6 55					11 30
5819	5819	6 55					12 15
5819	5819	6 55					1 30
5819	5819	6 55					2 15
5819	5819	6 55					3 00
5819	5819	6 55					3 45
5819	5819	6 55					4 30
5819	5819	6 55					5 15
5819	5819	6 55					6 00
5819	5819	6 55					6 45
5819	5819	6 55					7 30
5819	5819	6 55					8 15
5819	5819	6 55					9 00
5819	5819	6 55					9 45
5819	5819	6 55					10 30
5819	5819	6 55					11 15
5819	5819	6 55					12 00
5819	5819	6 55					12 45
5819	5819	6 55					1 30
5819	5819	6 55					2 15
5819	5819	6 55					3 00
5819	5819	6 55					3 45
5819	5819	6 55					4 30
5819	5819	6 55					5 15
5819	5819	6 55					6 00
5819	5819	6 55					6 45
5819	5819	6 55					7 30
5819	5819	6 55					

OVERLAND ROUTE

MISCELLANEOUS SERVICE IN CALIFORNIA AND NEVADA

SAN FRANCISCO, SACRAMENTO, RENO, HAZEN, MINA.

Table 77			605-21		
32	28-606	Mls.	Table 77		
*8 00	11*00	0	Lv San Francisco (Mkt. St.)	Ar	8 20 8 50
8 55	11 30	4	Lv Oakland Pier	Ar	7 30 8 05
12 25	1 40	92	Lv Sacramento	Ar	4 00 5 05
7 40	6 50	244	Ar Reno	Lv	*9 15 10*50
	16 55	244	Lv Reno	Ar	17 50
	8 40	289	Ar Hazen	Lv	6 10
	9 15	289	Lv Hazen (75)	Ar	5 45
	8 24		Ar Bango	Lv	75 30
	10/57	317	Ar Churchill	Lv	74 14
	11 46	329	Ar Wabuska	Lv	3 40
	\$1 09	355	Ar Schurz	Lv	2 23
	2 50	385	Ar Thorne(Hawthorne)	Lv	1 00
	4 07	409	Ar Luning	Lv	11 55
	\$4 35	418	Ar Mina(S.P.)	Lv	11 30

SAN FRANCISCO, SACRAMENTO, LAKE TAHOE

Table 78			25 Daily		
32	22	28	Table 78 (Via Truckee)		
8 00	7 00	11 00	Lv San Francisco (Mkt.St.)	Ar	5 50 8 20 8 50
8 55	7 35	11 30	Lv Oakland Pier	Ar	5 15 7 30 8 05
9 06	7 44	11 38	Lv Oakland (16th St.)	Ar	5 05 7 22 7 57
9 18	7 54	11 47	Lv Berkeley	Ar	4 43 7 04 7 41
11 55	10 20	1 35	Ar Sacramento	Lv	2 30 4 30 5 05
12 25	10 40	1 40	Ar Sacramento	Lv	2 00 4 00 5 05
5 55	7 38	5 49	Ar Truckee (75)	Lv	9 45 10 26 12 01

TRUCKEE, LAKE TAHOE (Daily)

Pacific Greyhound Lines (Rail Tickets Honored)

6 00	7 00	Lv Truckee	Ar	5 35 10 00
6 35	7 35	Ar Lake Tahoe	Lv	5 00 9 25
6 40	7 40	Ar Tahoe City (79)	Lv	4 55 9 20

Table 79 Pacific Greyhound Lines

SACRAMENTO, FOLSOM, PLACERVILLE, LAKE TAHOE RESORTS

(Rail Tickets Honored between Sacramento and Placerville)

* 5 55	* 1 55	* 9 25	Lv Sacramento (PGLSta.)	Ar	9 00 3 25 7 40
6 30	2 30	10 00	Ar Folsom	Lv	8 25 2 50 7 00
7 10	3 10	10 40	Ar El Dorado	Lv	7 45 2 10 6 20
7 15	3 15	10 45	Ar Diamond Springs	Lv	7 40 2 05 6 15
7 25	3 25	10 55	Ar Placerville	Lv	* 7 30 * 1 55 * 6 05
		11 00	Lv Placerville	Ar	1 50
		11 40	Ar Pacific House	Lv	1 20
		12 50	Ar Kyburz	Lv	12 50
		1 15	Ar Strawberry	Lv	11 45
		1 20	Ar Camp Sacramento	Lv	11 40
		1 41	Ar Meyers	Lv	11 19
		1 50	Ar Tahoe Valley	Lv	11 10
			Lv Tahoe Valley	Ar	
			Ar Camp Richardson	Lv	
			Ar Emerald Bay Jet	Lv	
			Ar Meeks Bay	Lv	
			Ar Pomnis	Lv	
			Ar Chambers Lodge	Lv	
			Ar Homewood	Lv	
			Ar Lake Tahoe (Tavern) 78	Lv	
			Ar Tahoe City 78	Lv	
			Lv Tahoe City 78	Ar	
			Ar Brockway	Lv	
			Ar Cal-Neva	Lv	
			Ar Crystal Bay	Lv	
			Lv Tahoe Valley	Ar	11 00
			Ar Bijou	Lv	10 53
			Ar Lakeside	Lv	10 48
			Ar Glenbrook Inn	Lv	
			Ar Reno	Lv	* 8 35

SAN FRANCISCO, SACRAMENTO, RENO, LITCHFIELD, ALTURAS, LAKEVIEW, KLAMATH FALLS

Table 80			21 Daily		
32	26	(D)	Table 80		
8 00	7 30	Lv San Francisco (Mkt.St.)	Ar	8 20 8 50	
8 55	8 20	Ar Oakland Pier	Lv	7 30 8 05	
9 06	8 31	Ar Oakland (16th Street)	Lv	7 22 7 57	
9 18	8 43	Ar Berkeley	Lv	7 04 7 41	
9 32	8 57	Ar Richmond	Lv	6 45 7 24	
10 15	9 40	Ar Martinez	Lv	5 57 6 38	
11 55	11 15	Ar Sacramento	Lv	4 30 5 25	
12 25	11 40	Ar Sacramento	Lv	4 00 5 05	
7 40	5 58	Ar Reno	Lv	9 15 10 50	
7 45		Ar Reno (S.P. Station)	Lv	6 00	
10 50		Ar Litchfield	Lv	3 05	
11 20		Ar Secret Ranch	Lv	2 40	
11 59		Ar Ravendale	Lv	2 00	
12 10		Ar Termo	Lv	1 50	
12 20		Ar Brockman	Lv	1 40	
12 30		Ar Madeline	Lv	1 30	
12 55		Ar Likely	Lv	1 00	
1 20		Ar Paola	Lv	12 35	
1 30		Ar Alturas	Lv	12 30	

ALTURAS, LAKEVIEW Redding-Alturas-Lakeview Stages

* 2 00	Ar Alturas	Ar	9 55	Rail Tickets
4 00	Ar Lakeview	Lv	* 7 45	Not Honored

LAKEVIEW, KLAMATH FALLS

Red Ball Stage Line			Rail Tickets Not Honored		
* 2 30	* 8 30	Lv Lakeview	Ar	11 59	11 00
5 30	11 30	Ar Klamath Falls	Lv	* 9 00	* 8 00

RENO, SUSANVILLE, WESTWOOD Mt. Lassen Transit Co. (Bus) Rail Tickets Honored

* 10 45	* 3 15	* 8 15	Lv Reno (75)	Ar	10 10 4 15 7 10
12 30	5 15	10 10	Ar Herlong	Lv	8 15 2 15 5 20
1 45	6 15	11 00	Ar Susanville	Lv	* 7 00 1 40 4 00
		12 05	Ar Westwood	Lv	* 12 30 * 3 15

(E) Table 81 RENO, FALLON, ELY Hisco Stages

(Rail Tickets Not Honored Beyond Fallon)

6 80	4 30	7 50	Lv Reno (75)	Ar	10 30 4 40 5 30
9 30	6 30	9 20	Ar Fallon	Lv	8 30 3 10 4 00
		9 35	Lv Fallon	Ar	2 55
		12 00	Ar Austin	Lv	12 30
		2 07	Ar Eureka	Lv	10 23
		4 15	Ar Ely	Lv	8 15

BOISE, WINNEMUCCA STAGES

(Rail Tickets Not Honored)

* 10 30	* 1 00	Lv Winnemucca (75)	Ar	3 30 1 30
12 00	2 30	Ar McDermitt	Lv	2 00 12 00
3 40	5 50	Ar Jordan Valley	Lv	12 40 10 40
5 30	7 40	Ar Caldwell	Lv	10 30 8 30
5 55	8 05	Ar Nampa	Lv	10 05 8 05
6 30	8 45	Ar Boise	Lv	* 9 30 * 7 30

TWIN FALLS, WELLS STAGE LINE

(Rail Tickets Not Honored)

* 3 15	* 5 35	Lv Wells (P. T.) (75)	Ar	11 45 12 00
7 15	9 15	Ar Twin Falls (M. T.)	Lv	* 10 00 10 00

All PM time in Dark faced figures.

*-Daily.

§-Daily except Monday.

†-Daily except Sunday.

*-One block from SP Station.

↓-Via Auto Stage.

■-O.C.&N. Stages. (Rail tickets honored).

α-Via Geiger Grade.

b-Sundays only.

f-Flag stop to entrain or detrain passengers.

(P. T.)-Pacific Time.

(M. T.)-Mountain Time.

(F) Table 82 WELLS, ELY Nevada Northern R. R. Stages

* 2 15	Lv Wells (75)	Ar	11 45
3 50	Ar Currie	Lv	9 55
5 30	Ar McGill	Lv	8 30
6 00	Ar Ely	Lv	* 8 00

(G) Table 83 RENO, VIRGINIA CITY Virginia-Truckee Railway

Mls.		Mixed	↓	↓	α
0	Lv Reno (S.P. Sta.) 75	† 7 45	* 8 30	† 4 15	† 4 20
11	Lv Steamboat	8 14		4 40	
31	Ar Carson City	9 15	* 9 35	5 20	
48	Ar Virginia City		† 11 20		5 20
			↓	α	Mixed
0	Lv Virginia City		† 10 00	† 2 30	
17	Lv Carson City	19 30		* 6 00	† 4 00
37	Lv Steamboat				4 49
48	Ar Reno (S.P. Sta.) 75	10 35	11 00	* 5 50	5 15

CARSON CITY, YERINGTON Virginia-Truckee Railway

Mls.	MINDEN BRANCH	Mixed	↓	↓
0	Lv Carson City	† 9 50	* 9 45	† 5 35
15	Lv Minden	10 35	10 25	6 05
16	Ar Gardnerville		10 30	6 10
73	Ar Yerington		† 12 55	
			↓	↓
			↓	Mixed
0	Lv Yerington		† 2 00	
57	Lv Gardnerville	† 8 50	* 4 15	
58	Lv Minden	8 55	4 25	† 2 40
73	Ar Carson City	9 25	* 4 55	3 20

(H) Table 84 AUBURN, COLFAX, NEVADA CITY NEVADA COUNTY BUS LINE (Daily)

(Rail Tickets Not Honored)

Lv Auburn (75)	10 35				
Lv Colfax (75)	3 15	3 30	6 45	9 20	
Ar Grass Valley	11 35	4 10	4 05	7 40	9 55
Ar Nevada City	11 55	4 30	4 25	8 00	
Lv Nevada City	8 20	1 25	1 55	4 45	8 15
Lv Grass Valley	8 40	1 45	2 20	5 10	8 40
Ar Colfax (75)			3 00		9 15
Ar Auburn (75)	9 40	2 40		6 10	

MARYSVILLE, GRASS VALLEY NEVADA CITY NEVADA COUNTY BUS LINE (Daily)

Lv Marysville (97, 98)	12 01			
Ar Grass Valley	1 20			
Ar Nevada City	1 45			
Ar Colfax				
Lv Colfax				
Lv Nevada City				
Lv Grass Valley	10 10			
Ar Marysville (97, 98)	11 25			

(J) Table 86 HAZEN AND FALLON

† 7 45	Lv Hazen (75)	Ar	12 20
8 20	Ar Fallon	Lv	† 11 45

TRAVELERS AID, national social agency, offers its services in over two hundred cities of the United States to:

the ill and the aged, newcomers to the city, young people traveling alone, anyone emotionally disturbed.

Please ask for TRAVELERS AID representative in your station.

OVERLAND ROUTE

SAN FRANCISCO - OGDEN - OMAHA - CHICAGO - WASHINGTON - NEW YORK - AND CONNECTIONS

SAN FRANCISCO, DENVER, KANSAS CITY, ST. LOUIS, OMAHA, CHICAGO, NEW YORK WASHINGTON, ST. PAUL, MINNEAPOLIS.									
(A) Table 87									
24-22 Daily	22-24 Daily	102	28 Daily	21 Daily	23 Daily	101 &	27 Daily		
7 30	7 00	5 00	11 00	0	Lv San Francisco (Market St.).. S.P. Ar	8 20	8 50	9 15	3 20
8 14	7 44	5 37	11 38	6	Lv Oakland (16th St.)..... Ar	7 22	7 57	8 34	2 45
11 15	10 40	7 15	1 40	92	Lv Sacramento..... Ar	4 00	5 05	6 55	12 35
5 30	5 00	8 40	5 50	778	Ar Ogden, Ut. (P.T.)..... Lv	7 15	9 15	5 45	8 30
7 15	7 00	9 50	7 20	778	Lv Ogden, Ut. (M.T.)..... UP Ar	6 25	9 30	6 35	9 05
12 25	11 10	1 05	11 35	954	" Green River, Wyo..... " " "	1 50	4 40	3 14	4 45
3 30	2 00	3 19	3 30	1088	" Rawlins, Wyo..... " " "	10 40	1 00	1 04	2 00
6 10	4 55	6 13	4 45	1205	" Laramie, Wyo..... " " "	8 00	9 55	11 17	10 40
7 40	6 25	6 25	6 10	1262	Ar Cheyenne, Wyo..... Lv	6 25	8 10	9 58	10 05
			6 35	1262	Lv Cheyenne, Wyo..... Ar	k	k		9 35
	7 45	7 45	8 45	1368	Ar Denver, Colo..... Lv	5 20	5 20		7 15
	8 50	8 50	9 00	1368	Ar Denver, Colo..... Ar	3 30	3 30		7 00
	3 35	3 35	2 25	1705	Ar Ellis, Kan. (M.T.)..... Ar	7 20	7 20		1 10
	4 40	4 40	3 30	1705	Lv Ellis, Kan. (C.T.)..... Ar	8 05	8 05		2 05
	10 20	10 20	7 38	1940	" Topeka..... Ar	1 05	1 05		9 55
	11 50	11 50	8 45	2038	Ar Kansas City, Mo..... Lv	11 30	11 30		8 45
	11 55	11 55	9 00	2008	Lv Kansas City, Mo..... Wabash Ar				8 25
	7 30	7 30	1 50	2286	Ar St. Louis, Mo..... Lv				3 50
	7 20	7 20		778	Lv Ogden (M.T.)..... DRGW Ar		8 50		
	2 01	2 01		1394	" Royal Gorge, Colo..... Ar		1 18		
	3 35	3 35		1440	" Pueblo..... Ar		11 35		
	4 40	4 40		1485	" Colorado Springs..... Ar		10 32		
	6 50	6 50		1560	Ar Denver..... Lv		8 40		
	8 05	6 40	6 35	1262	Lv Cheyenne, Wyo..... Un.Pac. Lv	6 10	7 50	9 48	9 25
	12 42	11 35	9 45	10 25	Ar North Platte, Neb. (M.T.)..... Ar	1 10	2 35	6 17	5 05
	1 52	12 45	10 48	11 35	Lv North Platte, Neb. (C.T.)..... Ar	2 00	3 25	7 16	5 55
	4 47	4 10	12 42	2 10	" Grand Island, Neb..... Ar	11 25	12 30	5 26	3 40
	8 00	7 30	2 50	4 50	Ar Omaha, Neb..... Un.Pac. Lv	8 30	9 10	3 25	1 00
	8 45	7 50	3 00	5 10	Lv Omaha, Neb..... C.&N.W. Ar	8 00	8 40	3 15	12 35
	8 15	7 30	10 45	2 50	Ar Chicago, Ill. (C.T.)..... Lv	8 00	8 10	7 30	3 00
			6 00	3256	Lv Chicago (C.T.)..... N.Y.C. Ar				11 50
			11 59	3217	Ar New York (E.T.)..... Lv				6 15
			6 30	2256	Lv Chicago (C.T.)..... Penna. Ar	3 40			9 45
			3092		Ar Washington (E.T.)..... Ar	11 35			
			11 30	3163	Ar New York..... Lv				5 45
			10 40	2256	Lv Chicago (C.T.)..... B.&O. Ar	3 30			
			7 20	3023	Ar Washington (E.T.)..... Lv	11 45			
	8 20	8 20		0	Lv Omaha, Neb. (C.T.)..... Wabash Ar	8 20	8 20		8 20
	7 55	7 55		414	Ar St. Louis, Mo..... Lv	7 50	7 50		9 20
	9 45	9 45	8 15	0	Lv Omaha, Neb..... C.&N.W. Ar	7 50	7 50		8 20
	7 45	7 45	6 55	367	Ar St. Paul, Minn..... Ar	9 25	9 25		9 20
	8 20	8 20	7 25	377	Ar Minneapolis, Minn..... Lv	8 45	8 45		8 40
	8 50	8 50	8 35	0	Lv Omaha, Neb..... C.G.W. Ar	7 10	7 10		8 00
	7 15	7 15	7 30	348	Ar St. Paul, Minn..... Lv	8 50	8 50		8 45
	7 55	7 55	8 10	358	Ar Minneapolis, Minn..... Lv	8 15	8 15		8 00

NEW YORK AND CHICAGO TICKET OFFICES

SOUTHERN PACIFIC ticket offices, centrally located in New York and Chicago, are at the service of our friends and customers.
Here tickets may be bought or validated and Pullman reservations made. Here, too, are facilities for writing and telephoning. You will find these offices convenient places to meet your friends.
NEW YORK OFFICE: 630 Fifth Avenue, Room 210, Rockefeller Center. Phone Circle 6-4302.
CHICAGO OFFICE: 77 East Jackson Blvd. 310 South Michigan Ave. Phone Webster 2244

(B) Table 88 OGDEN, SALT LAKE CITY Union Pacific-Daily

0 Lv Salt Lake City	5 00	6 30	5 20	5 30	8 00	12 15
36 Ar Ogden (M.T.)	5 55	7 25	6 15	6 40	9 05	1 15
0 Lv Ogden (M.T.)	7 00	7 15	8 25	6 00	9 15	9 30
36 Ar Salt Lake City	8 00	8 10	9 45	6 50	10 15	10 25

OGDEN, HUNTINGTON, SPOKANE, PORTLAND Union Pacific

31-11		33-17		(C) Table 89		12-32		18-34	
Mo	*7 05	Mo	*1 40	Lv Ogden (M.T.)	U.P. Ar	8 10	Tu	10 15	Mo
Mo	10 40	Mo	5 20	Ar Pocatello	Lv	4 40	Tu	5 35	Mo
Mo	11 10	Mo	10 05	Lv Pocatello	Lv	4 05	Tu	5 05	Mo
Tu	12 20	Tu	11 25	Ar Minidoka	Lv	2 55	Tu	3 55	Mo
Tu	7 20	Tu	6 20	Ar Twin Falls	Lv	7 10	Mo	1 05	Mo
Tu	8 10	Tu	7 10	Ar Buhl	Lv	6 25	Mo	12 20	Mo
Tu	1 15	Tu	12 25	Ar Shoshone	Lv	1 55	Tu	2 55	Mo
Tu	4 25	Tu	3 45	Lv Boise	Lv	10 55	Mo	11 50	Mo
Tu	5 10	Tu	4 25	Lv Nampa	Lv	10 15	Mo	11 20	Mo
Tu	7 15	Tu	6 45	Ar Huntington (M.T.)	Lv	8 10	Mo	9 05	Mo
Tu	6 30	Tu	6 00	Lv Huntington (P.T.)	Ar	7 00	Mo	7 55	Mo
Tu	9 25	Tu	9 10	Lv La Grande	Lv	4 00	Mo	5 05	Mo
Tu	11 45	Tu	11 55	Ar Pendleton	Lv	1 30	Mo	2 25	Mo
		Tu	7 50	Ar Spokane	Lv			7 40	Su
Tu	5 30	Tu	6 30	Ar Portland	Lv	*9 00	Mo	*9 15	Su

OGDEN, POCATELLO, BUTTE—Union Pacific

33		29		(D) Table 90		30		34	
Su	*1 40	Su	*8 35	Lv Ogden (M.T.)	Ar	6 40	Mo	8 55	Su
Su	5 20	Su	11 55	Ar Pocatello	Lv	3 15	Mo	5 35	Su
Su	7 15	Su	2 00	Ar Idaho Falls	Lv	1 10	Mo	3 25	Su
Su	10 36	Su	5 32	Ar Arntstead	Lv	9 40	Su	11 37	Su
Su	1 10	Su	8 15	Ar Butte	Lv	*7 00	Su	*9 00	Su

(E) Table 91 CHICAGO-NEW YORK (Connections at Chicago)

NEW YORK CENTRAL SYSTEM																				
EASTBOUND																				
No. 44	No. 6	No. 66	No. 8	⊙No. 68	#No. 2	#No. 26	No. 64	No. 10	No. 22	No. 40	No. 90									
Lv Chicago (N. Y. C.) (C.T.)		*11 30	Mo	*1 30	Mo	*3 00	Mo	*3 30	Mo	*4 00	Mo	*4 15	Mo	*5 00	Mo	*6 00	Mo			
Lv Chicago (M. C.) (C.T.)	*45	Mo		*1 40	Mo	*3 00	Mo	*3 30	Mo	*4 00	Mo	*4 15	Mo	*5 00	Mo	*6 00	Mo			
Ar New York (N. Y. C.) (E.T.)	6 50	Tu	7 00	Tu	7 20	Tu	9 00	Tu	8 30	Tu	9 30	Tu	8 30	Tu	11 30	Tu	2 46	Tu	11 59	Tu

PENNSYLVANIA (Union Station, Canal and Adams St.)																
EASTBOUND																
No. 22	No. 70	#No. 76	No. 48	⊙No. 28	No. 78	No. 42	No. 2	No. 54								
Lv Chicago (C.T.)	*11 30	Mo	*3 00	Mo	*2 30	Mo	*3 30	Mo	*4 30	Mo	*5 30	Mo	*10 15	Mo		
Ar New York (E.T.) (42nd St.)	6 30	Tu	7 30	Tu	8 30	Tu	8 30	Tu	11 00	Tu	11 30	Tu	4 15	Tu	5 15	Tu

NEW YORK CENTRAL SYSTEM (Grand Central Terminal)																
WESTBOUND																
No. 5	No. 39	⊙No. 65	⊙No. 67	#No. 4	#No. 25	No. 63	No. 17	No. 19	No. 59							
Lv New York (N.Y.C.) (E.T.)	*9 15	Mo	*12 00	Mo	*3 15	Mo	*3 45	Mo	*4 15	Mo	*5 00	Mo	*6 15	Mo	*11 30	Mo
Ar Chicago (N.Y.C.) (C.T.)	7 00	Tu	7 00	Tu	7 15	Tu	7 40	Tu	8 15	Tu	8 00	Tu	9 20	Tu	9 20	Tu
Ar Chicago (M.C.) (C.T.)			8 30	Tu									11 15	Tu		

Transfer between Trains ... IN CHICAGO

Parmelee transfer coupon, part of your through ticket, entitles you to transportation in limousine coaches between stations... or from incoming station to any downtown hotel, club or store. If you wish to visit between trains, for a nominal charge Parmelee Agent will deliver and check your hand baggage at parcel room of outgoing station, where it may be obtained on presentation of claim check.

Ask any Ticket Agent about PARMELEE SERVICE

- La Salle St. Station (La Salle and Van Buren Streets).
- Forty-second St. Station.
- ⊙—Grand Central Station (Harrison and Wells Streets).
- ⊙—Dearborn Station (Dearborn and Polk Sts.).
- ⊙—Central Station (12th St. and Lake Front).
- k—Passengers handled on UP Train 37 from Kansas City (operating via Borie) arriving Ogden 6:45AM (M.T.).
- ⊕—Reserved seat coaches only.
- ⊙—Pullman cars only.
- M.T.—Mountain Time.
- C.T.—Central Time.
- P.T.—Pacific Time.

All PM time in Dark faced figures. *—Daily.
 "City of San Francisco" No. 102, leaves San Francisco on Tuesdays, Thursdays and Saturdays; arrives Chicago on Thursdays, Saturdays and Mondays.
 "City of San Francisco" No. 101, leaves Chicago on Tuesdays, Thursdays and Saturdays; arrives San Francisco on Thursdays, Saturdays and Mondays.

days, Saturdays and Mondays.
 d—Barclay Street.
 e—Chambers Street.
 f—Flag stop to entrain or detrain passengers.
 h—Passengers for Denver, Kansas City and St. Louis are handled on UP Train 38 from Ogden, leaving 6:50PM (M.T.) (Operating via Borie).

EASTBOUND CONNECTIONS AT CHICAGO

Table 92

PENNSYLVANIA RAILROAD													CHICAGO-CINCINNATI					(E) ILLINOIS CENTRAL R. R.*					
CHICAGO, WASHINGTON, NEW YORK													CHICAGO-CINCINNATI					CHICAGO-ST. LOUIS					
Union Station	The Fort Pitt 52	Manhattan Ld. 22	The Admiral 70	The Trail Blazer 76	The General 48	Broadway Ld. 28	Liberty Ld. 58	The Pennsylvania 78	The Rainbow 42	Pennsylvania Ld. 2	Golden Triangle 62	Gotham Ld. 54	Chicago (C.T.)	Logansport	Richmond	Cincinnati (E.T.)	Chicago (C.T.)	Benton Har. (E.T.)	Holland	Holland	Muskegon	Grand Rapids (E.T.)	
Chicago (C.T.)	Lv 8 00	11 30	* 1 30	* 2 00	* 2 30	* 3 30	* 3 50	* 4 30	* 5 30	* 7 30	* 9 45	10 15	Lv 9 35	* 3 07	11 59	11 50	Lv 11 00	* 4 50	11 30	11 55	12 05	12 15	12 25
Fort Wayne	Ar 10 42	1 55	3 45	4 25	4 50	5 45	12 49	2 32	2 44	7 00	7 45	8 00	Ar 12 05	3 17	4 30	4 30	Ar 2 00	8 20	8 20	8 25	8 25	8 25	8 25
Pittsburgh (E.T.)	Ar 6 50	9 30	10 38	11 27	11 38	12 20	12 49	2 32	2 44	7 00	7 45	8 00	Ar 6 15	8 30	6 30	7 30	Ar 4 10	10 25	7 15				
Pittsburgh	Lv 9 50	10 38	11 27	11 38	12 20	12 49	2 32	2 44	7 48		8 23												
Altoona	Ar 12 30	1 22	2 07	2 18	2 52	3 20	5 08	5 20	10 23		11 03												
Harrisburg	Ar 3 00	3 50	4 42	4 48	5 15	5 44	7 32	7 54	12 47		1 42												
Baltimore	Ar 6 40					6 48	04	10 25			4 10												
Washington	Ar 7 35					8 50		11 15			5 00												
Harrisburg	Lv 3 00	3 50	4 42	4 48	5 15	5 44	7 32	7 54	12 47		1 42												
Philadelphia	Ar 4 57	5 51	6 25	6 51	7 03	7 39	8 00	12 47			1 50												
Trenton	Ar 6 18	6 18		7 17		9 58	9 50	2 40			3 42												
Newark	Ar 6 12	7 04	7 43	8 05	8 15	10 43	11 07	3 56			4 57												
New York (E.T.)	Ar 6 30	7 30	8 00	8 08	8 30	10 11	00	31			5 15												

NEW YORK CENTRAL SYSTEM													CHICAGO-CINCINNATI				
CHICAGO, ALBANY, NEW YORK, BOSTON													CHICAGO-CINCINNATI				
La Salle Street Station	Interstate Express 36	Fifth Avenue Special 66	Com-mo-dore Vander-bilt 66	New Eng-land 28	The Paul Re-vere 98	Com-mo-dore Vander-bilt 68	The Pacemaker 42	Twen-tieth Cen-tury Ld. 26	The Water Level 64	Lake Shore Ld. 22	North Shore Ld. 40	The Chi-ca-goan 90	Chicago (C.T.)	Cincinnati Special 416	Caro-lina Special 406	The James Whit-comb Riley 44	Royal Palm 410
Chicago (C.T.)	Lv 9 35	11 30	* 1 30	* 1 40	* 2 00	* 2 30	* 3 00	* 3 30	* 4 00	* 4 15	* 6 00	10 20	Lv 9 45	* 1 00	* 4 40	11 45	
Cleveland (E.T.)	Ar 5 35	6 45				9 15					11 30		Ar 10 52	2 10	1 05		
Buffalo	Ar 9 40	10 50	11 05	12 35	11 27	12 50					2 35	3 45	Ar 12 25	3 40	7 00	2 40	
Syracuse	Ar 12 39	1 26	1 34	5 35	3 50						6 34	6 23	Ar 1 40	5 05	8 10	4 10	
Albany	Ar 3 27	4 00		5 55	4 40	6 25					5 38	8 20	Ar 2 25	5 58			
New York (E.T.)	Ar 3 27	4 00		5 55	4 40	6 25					5 38	8 20	Ar 2 25	5 58			
Boston (B.&A.)	Ar 9 10			11 45	9 20	11 45					1 35		Ar 5 15	8 55	11 10	7 50	

NEW YORK CENTRAL SYSTEM												
CHICAGO, DETROIT, NEW YORK, BOSTON					CHICAGO, TORONTO, QUEBEC					CHICAGO-JACKSON-BAY CITY		
Central Station	The Mercury 76	New York Special 44	Wol-verine 8	The Niagara 358	North Shore Ld. 40	342-50	(M.C.-Can. Pac.)	Dominion Over-seas 76-22	The Canadian 358-20	Detroit Special 342-38	Central Station	360-351
Chicago (C.T.)	Lv 9 30	11 45	* 1 40	* 2 00	10 20	11 30	Chicago (C.T.)	Lv 9 30	* 8 00	* 11 30	Chicago (C.T.)	Lv 8 05
Detroit (E.T.)	Ar 3 35	4 25	7 40	8 35	4 35	7 40	Detroit (E.T.)	Ar 3 35	2 35	7 40	Jackson (E.T.)	Ar 1 30
Buffalo	Ar 9 40	10 35	12 35	8 30	9 29	1 06	Windsor, Ont.(C.P.)	Ar 4 40	3 05	9 10	Lansing	Ar 2 53
Albany (N.Y.C.)	Ar 3 40	5 55		2 46	6 42		Toronto (C.P.)	Ar 10 10	8 30	2 55	Owosso	Ar 3 38
New York (N.Y.C.)	Ar 6 50	9 00		5 45	9 45		Montreal (C.P.)	Ar 7 00	5 40	10 15	Saginaw	Ar 4 48
Boston (B.&A.)	Ar 9 10	11 45		9 20	11 45		Quebec (CP)(E.T.)	Ar 12 35	10 00	5 25	Bay City (E.T.)	Ar 5 35

BALTIMORE & OHIO R. R.					NICKEL PLATE ROAD					ERIE R. R.																							
CHICAGO, WASHINGTON, NEW YORK					CHICAGO, CLEVELAND, NEW YORK					CHICAGO-NEW YORK																							
Grand Central Station	Washington Express 10	The Colum-bian 26	The Capitol 6	The Shen-andoah 8	(N. Y. C. & St. L.)	Nickel Plate Ld. 6	La Salle Street Station	8	Chicago (C.T.)	Hammond	Fort Wayne	Cleveland (E.T.)	Buffalo	New York D.L.&W.(E.T.)	Chicago (C.T.)	Huntington	Akron (E.T.)	Youngstown	Binghamton	New York (E.T.)													
Chicago (C.T.)	Lv 10 40	* 4 00	* 4 30	8 15	Chicago (C.T.)	Lv 9 00	* 11 20	Chicago (C.T.)	Lv 9 00	* 11 20	Chicago (C.T.)	Lv 9 00	* 11 20	Chicago (C.T.)	Lv 9 00	* 11 20	Chicago (C.T.)	Lv 9 00	* 11 20	Chicago (C.T.)	Lv 9 00	* 11 20											
Pittsburgh (E.T.)	Ar 10 25	1 54	2 08	8 15	Hammond	Ar 9 38	11 59	Hammond	Ar 9 38	11 59	Fort Wayne	Ar 12 10	2 35	Huntington	Ar 11 34	8 08	12 39	Akron (E.T.)	Ar 4 54	2 44	7 11	Youngstown	Ar 6 10	4 12	8 35	Binghamton	Ar 2 34	1 52	6 26	New York (E.T.)	Ar 8 16	7 54	12 24
Washington	Ar 6 30	8 45	9 00	4 30	Fort Wayne	Ar 12 10	2 35	Cleveland (E.T.)	Ar 5 25	8 10	Buffalo	Ar 9 35	1 55	Huntington	Ar 11 34	8 08	12 39	Akron (E.T.)	Ar 4 54	2 44	7 11	Youngstown	Ar 6 10	4 12	8 35	Binghamton	Ar 2 34	1 52	6 26	New York (E.T.)	Ar 8 16	7 54	12 24
Baltimore	Ar 7 38	9 58	9 58	5 30	Cleveland (E.T.)	Ar 5 25	8 10	Buffalo	Ar 9 35	1 55	Huntington	Ar 11 34	8 08	12 39	Akron (E.T.)	Ar 4 54	2 44	7 11	Youngstown	Ar 6 10	4 12	8 35	Binghamton	Ar 2 34	1 52	6 26	New York (E.T.)	Ar 8 16	7 54	12 24			
Philadelphia	Ar 9 28	11 37	11 37	7 38	Buffalo	Ar 9 35	1 55	Huntington	Ar 11 34	8 08	12 39	Akron (E.T.)	Ar 4 54	2 44	7 11	Youngstown	Ar 6 10	4 12	8 35	Binghamton	Ar 2 34	1 52	6 26	New York (E.T.)	Ar 8 16	7 54	12 24						
New York (E.T.)	Ar 11 59	2 05	2 05	10 05	New York D.L.&W.(E.T.)	Ar 6 55	4 55	Huntington	Ar 11 34	8 08	12 39	Akron (E.T.)	Ar 4 54	2 44	7 11	Youngstown	Ar 6 10	4 12	8 35	Binghamton	Ar 2 34	1 52	6 26	New York (E.T.)	Ar 8 16	7 54	12 24						

THE ALTON R. R.										CHESAPEAKE & OHIO LINES				
CHICAGO-ST. LOUIS					CHICAGO-CINCINNATI-WASHINGTON									
Union Station	19	11	1	3	5	7	9	Dearborn Station	18	Central Station	2	4		
Chicago (C.T.)	Lv 8 25	11 45	* 1 45	* 3 50	* 5 55	* 11 30	11 59	Chicago (C.T.)	Lv 7 30	Chicago (C.T.)	Lv 9 50	* 2 00		
Joliet	Ar 9 05	9 45						Peru	Ar 11 20	Indianapolis	Ar 1 50	5 50		
Bloomington	Ar 10 38	12 05	1 48	6 54	9 10	2 05	3 15	Marion	Ar 12 19	Cincinnati (E.T.)	Ar 5 30	9 25		
Springfield	Ar 11 40	2 15	2 50	7 56	10 25	3 40	4 40	Muncie	Ar 1 18	Washington	Ar 8 30	1 00		
Alton	Ar 12 55	5 30	4 03	9 07	11 59	6 00	6 37	Richmond	Ar 2 35	Richmond	Ar 8 30	1 10		
St. Louis (C.T.)	Ar 1 45	7 05	4 55	10 00	1 00	7 08	7 43	Cincinnati (E.T.)	Ar 5 40	Norfolk (E.T.)	Ar 11 45	4 55		

Passengers holding through tickets and wishing to visit in Chicago between trains, may, on arrival in Chicago, deliver their hand baggage to Parmelee Company's Agent and secure claim check for it. The baggage will be transferred to parcel room of station from which departure will be made and should be claimed on presentation of claim check.

Charges for this service, on presentation of transfer coupon, are only 10c for each piece up to three and 35c for each additional piece, which includes parcel room fee for first 24 hours.

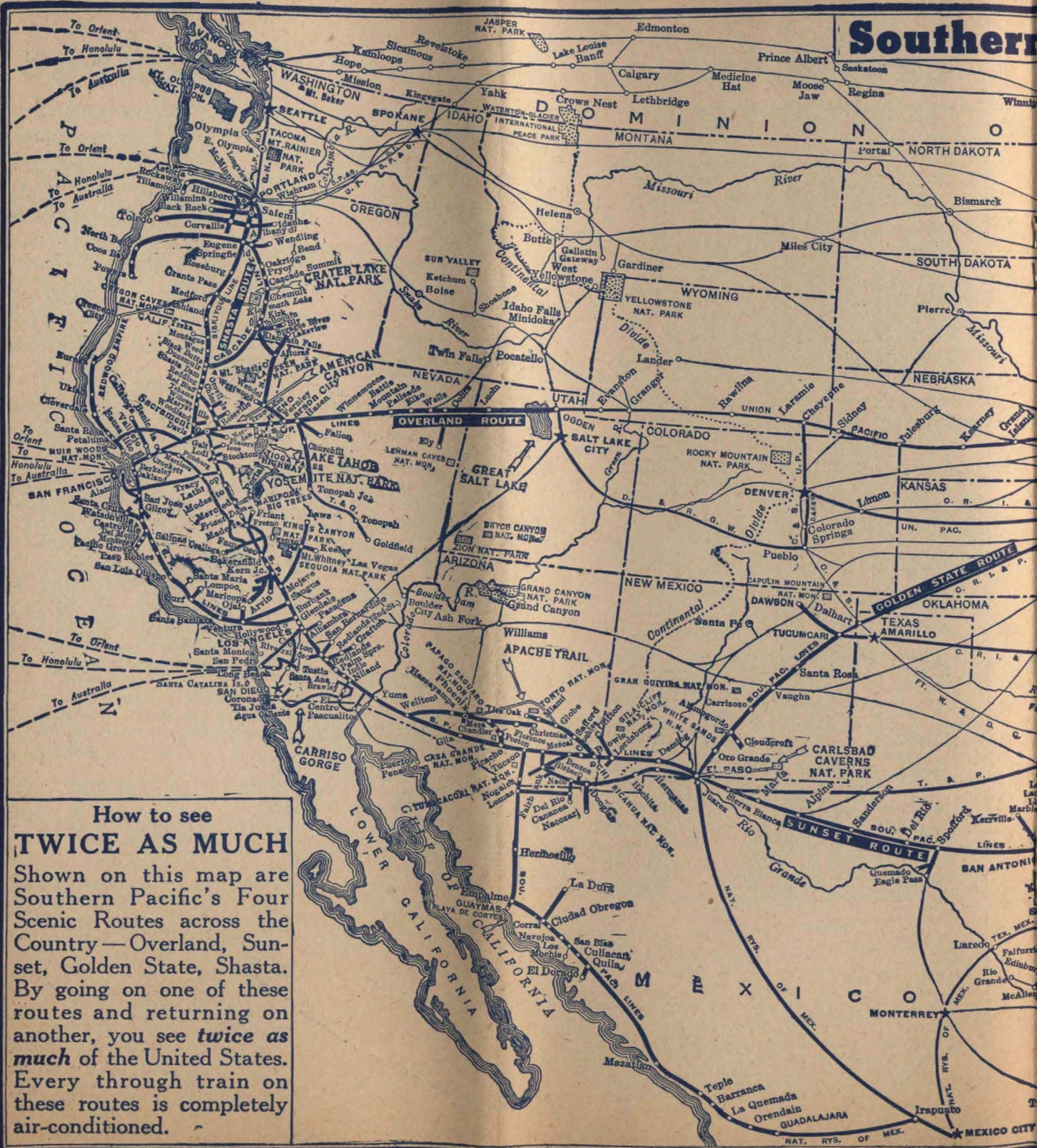
STOPPING AT CHICAGO?

← Daily except Sunday.
 ← Reserved seat coaches only.
 ← Pullman and reserved seat coaches.
 ← To detain passengers.

↳ Leaves from Central Station.
 ← All Pullman Train.
 ← Service Charge.
 ← Stops to receive passengers.
 ← On Sundays arrive 6.25 a.m.

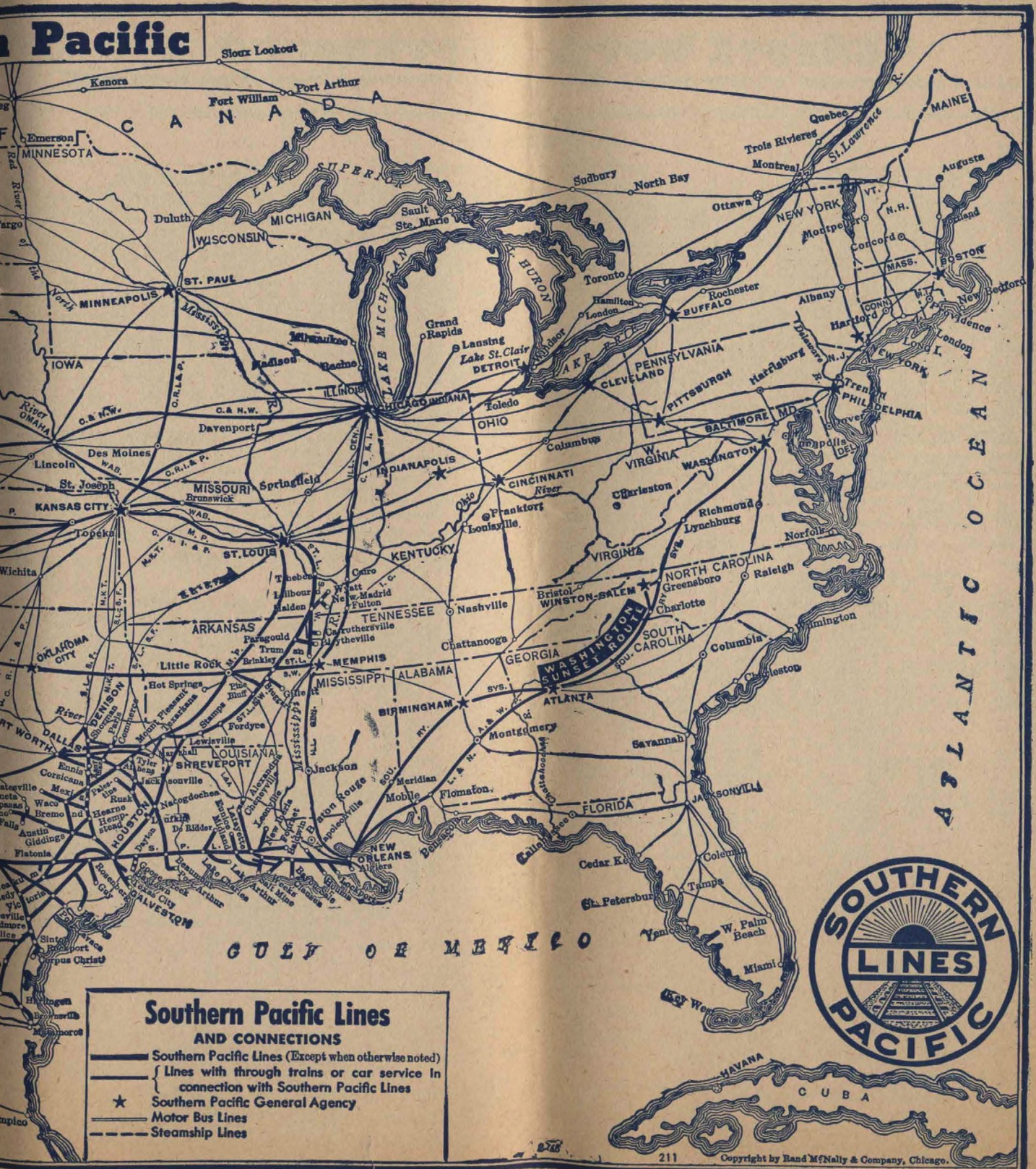
All PM time in Dark faced figures.
 (C.T.)—Central Time. (E.T.)—Eastern Time.
 *—Daily.
 †—Streamlined Chair Car Train—Departs every 3rd day—Advance reservations required.

Southern



How to see TWICE AS MUCH
 Shown on this map are Southern Pacific's Four Scenic Routes across the Country—Overland, Sunset, Golden State, Shasta. By going on one of these routes and returning on another, you see *twice as much* of the United States. Every through train on these routes is completely air-conditioned.

Southern Pacific



ATLANTIC OCEAN

GULF OF MEXICO



Southern Pacific Lines AND CONNECTIONS

- Southern Pacific Lines (Except when otherwise noted)
- - - Lines with through trains or car service in connection with Southern Pacific Lines
- ★ Southern Pacific General Agency
- Motor Bus Lines
- - - Steamship Lines

SHASTA ROUTE • SOUTHBOUND

SEATTLE - TACOMA - SPOKANE - PORTLAND - SACRAMENTO - SAN FRANCISCO - PORTLAND - FRESNO - BAKERSFIELD - LOS ANGELES

Table 94

TRAIN 11 CASCADE										
Lv Spokane.....S.P.&S.No. 1	12 06	Mo	Tu	We	Th	Fr	Sa	Su		
Ar Portland.....	8 00	Mo	Tu	We	Th	Fr	Sa	Su		
Lv Seattle (King St.) No. 408	12 01	Mo	Tu	We	Th	Fr	Sa	Su		
Lv Tacoma.....	12 57	Mo	Tu	We	Th	Fr	Sa	Su		
Ar Portland.....N. P. No. 408	4 35	Mo	Tu	We	Th	Fr	Sa	Su		
Lv Portland.....No. 11 S.P.	4 50	Mo	Tu	We	Th	Fr	Sa	Su		
Lv Salem.....	6 20	Mo	Tu	We	Th	Fr	Sa	Su		
Lv Albany.....	6 51	Mo	Tu	We	Th	Fr	Sa	Su		
Lv Eugene.....	7 50	Mo	Tu	We	Th	Fr	Sa	Su		
Lv Klamath Falls.....	1 05	Tu	We	Th	Fr	Sa	Su	Mo		
Lv Dunsmuir.....	4 10	Tu	We	Th	Fr	Sa	Su	Mo		
Lv Redding.....	5 55	Tu	We	Th	Fr	Sa	Su	Mo		
Lv Gerber.....	7 00	Tu	We	Th	Fr	Sa	Su	Mo		
Ar Davis.....	8 55	Tu	We	Th	Fr	Sa	Su	Mo		
Lv Davis.....No. 224	9 32	Tu	We	Th	Fr	Sa	Su	Mo		
Ar Sacramento.....	9 50	Tu	We	Th	Fr	Sa	Su	Mo		
Ar Berkeley.....	10 28	Tu	We	Th	Fr	Sa	Su	Mo		
Ar Oakland (16th St.).....	10 42	Tu	We	Th	Fr	Sa	Su	Mo		
Ar Oakland Pier.....	10 50	Tu	We	Th	Fr	Sa	Su	Mo		
Ar San Francisco (Market St.)	11 20	Tu	We	Th	Fr	Sa	Su	Mo		

TRAIN 13 BEAVER										
Lv Spokane.....N.P.No. 5	7 00	Mo	Tu	We	Th	Fr	Sa	Su		
Ar Portland.....S.P.&S.No. 5	4 40	Mo	Tu	We	Th	Fr	Sa	Su		
Lv Seattle (King St.) No. 408	12 01	Mo	Tu	We	Th	Fr	Sa	Su		
Lv Tacoma.....	12 57	Mo	Tu	We	Th	Fr	Sa	Su		
Ar Portland.....N. P. No. 408	4 35	Mo	Tu	We	Th	Fr	Sa	Su		
Lv Portland.....No. 13 S.P.	5 00	Mo	Tu	We	Th	Fr	Sa	Su		
Lv Salem.....	6 30	Mo	Tu	We	Th	Fr	Sa	Su		
Lv Albany.....	7 01	Mo	Tu	We	Th	Fr	Sa	Su		
Lv Eugene.....	8 00	Mo	Tu	We	Th	Fr	Sa	Su		
Lv Klamath Falls.....	1 20	Tu	We	Th	Fr	Sa	Su	Mo		
Lv Dunsmuir.....	4 25	Tu	We	Th	Fr	Sa	Su	Mo		
Lv Redding.....	6 10	Tu	We	Th	Fr	Sa	Su	Mo		
Lv Gerber.....	7 15	Tu	We	Th	Fr	Sa	Su	Mo		
Ar Davis.....	9 10	Tu	We	Th	Fr	Sa	Su	Mo		
Lv Davis.....No. 224	9 32	Tu	We	Th	Fr	Sa	Su	Mo		
Ar Sacramento.....	9 50	Tu	We	Th	Fr	Sa	Su	Mo		
Ar Berkeley.....	10 45	Tu	We	Th	Fr	Sa	Su	Mo		
Ar Oakland (16th St.).....	11 00	Tu	We	Th	Fr	Sa	Su	Mo		
Ar Oakland Pier.....	11 10	Tu	We	Th	Fr	Sa	Su	Mo		
Ar San Francisco (Market St.)	11 50	Tu	We	Th	Fr	Sa	Su	Mo		

TRAIN 329 ROGUE RIVER										
Lv Spokane.....N.P.No. 5	7 00	Mo	Tu	We	Th	Fr	Sa	Su		
Ar Portland.....S.P.&S.No. 5	4 40	Mo	Tu	We	Th	Fr	Sa	Su		
Lv Seattle (King St.) No. 408	12 01	Mo	Tu	We	Th	Fr	Sa	Su		
Lv Tacoma.....	12 57	Mo	Tu	We	Th	Fr	Sa	Su		
Ar Portland.....N. P. No. 408	4 35	Mo	Tu	We	Th	Fr	Sa	Su		
Lv Portland.....No. 329 S.P.	7 00	Mo	Tu	We	Th	Fr	Sa	Su		
Lv Salem.....	9 10	Mo	Tu	We	Th	Fr	Sa	Su		
Lv Albany.....	10 20	Mo	Tu	We	Th	Fr	Sa	Su		
Lv Eugene.....	11 50	Mo	Tu	We	Th	Fr	Sa	Su		
Lv Grants Pass.....	7 20	Tu	We	Th	Fr	Sa	Su	Mo		
Lv Medford.....	8 40	Tu	We	Th	Fr	Sa	Su	Mo		
Ar Ashland.....No. 329	9 10	Tu	We	Th	Fr	Sa	Su	Mo		

TRAIN 329-334
Portland, Coos Bay

Lv Portland.....	7 00	Mo	Tu	We	Th	Fr	Sa	Su		
Ar North Bend.....	6 35	Tu	We	Th	Fr	Sa	Su	Mo		
Ar Coos Bay.....	7 00	Tu	We	Th	Fr	Sa	Su	Mo		

Full Lounge Car: ★Portland to San Francisco.
Standard Sleepers: ★Seattle to San Francisco (Sections, Bedrooms, Compartments, Drawing-Rooms).
★Portland to San Francisco (Sections, Bedrooms, Compartments, Drawing-Rooms).
Dining Car: ★Portland to San Francisco.
Tickets Honored: Ask Agents.

Full Lounge Car: ★Portland to San Francisco. (For Pullman Car Passengers.)
Tourist Sleepers: ★Portland to San Francisco.
Reclining Chair Cars and Coaches: ★Portland to San Francisco.
News Agent Car: ★Portland to San Francisco. (Sandwiches, Coffee, etc.)
Dining Car: ★Portland to San Francisco. Serving "Economy" meals.
Tickets Honored: Ask Agents.

Standard Sleeper: ★Portland to Ashland (Sections, Drawing-Room).
Portland to Eugene (Sections, Drawing-Room) (enroute to Coos Bay).
Coaches: Portland to Ashland.
Portland to Coos Bay.
All-Day Lunch Car: Portland to Ashland.

TRAIN 19 KLAMATH

Lv Spokane.....U. P. No. 19	9 30	Mo	Tu	We	Th	Fr	Sa	Su		
Ar Portland.....	7 30	Tu	We	Th	Fr	Sa	Su	Mo		
Lv Spokane.....S.P.&S.No. 3	9 45	Mo	Tu	We	Th	Fr	Sa	Su		
Ar Portland.....	7 35	Tu	We	Th	Fr	Sa	Su	Mo		
Lv Vancouver, B. C. (G.N.)	5 00	Mo	Tu	We	Th	Fr	Sa	Su		
Ar Seattle.....	9 30	Mo	Tu	We	Th	Fr	Sa	Su		
Lv Seattle (King St.) No. 402	11 30	Mo	Tu	We	Th	Fr	Sa	Su		
Lv Tacoma.....	1 00	Tu	We	Th	Fr	Sa	Su	Mo		
Ar Portland.....G.N. No. 402	6 45	Tu	We	Th	Fr	Sa	Su	Mo		
Lv Portland.....No. 19 S.P.	8 15	Tu	We	Th	Fr	Sa	Su	Mo		
Lv Salem.....	10 05	Tu	We	Th	Fr	Sa	Su	Mo		
Lv Albany.....	10 50	Tu	We	Th	Fr	Sa	Su	Mo		
Lv Eugene.....	12 10	Tu	We	Th	Fr	Sa	Su	Mo		
Lv Klamath Falls.....	6 50	Tu	We	Th	Fr	Sa	Su	Mo		
Lv Grants Pass S.P.No. 327	3 15	Tu	We	Th	Fr	Sa	Su	Mo		
Lv Medford.....	4 10	Tu	We	Th	Fr	Sa	Su	Mo		
Lv Ashland.....	4 55	Tu	We	Th	Fr	Sa	Su	Mo		
Ar Dunsmuir.....S.P.No. 327	9 45	Tu	We	Th	Fr	Sa	Su	Mo		
Lv Dunsmuir.....S.P.	10 50	Tu	We	Th	Fr	Sa	Su	Mo		
Lv Redding.....	12 55	We	Th	Fr	Sa	Su	Mo	Tu		
Ar Davis.....	5 15	We	Th	Fr	Sa	Su	Mo	Tu		
Lv Davis.....(Bus)	▲6 00	We	Th	Fr	Sa	Su	Mo	Tu		
Ar Sacramento.....	▲6 30	We	Th	Fr	Sa	Su	Mo	Tu		
Ar Martinez.....S.P.	6 17	We	Th	Fr	Sa	Su	Mo	Tu		
Ar Berkeley.....	7 15	We	Th	Fr	Sa	Su	Mo	Tu		
Ar Oakland (16th St.).....	7 33	We	Th	Fr	Sa	Su	Mo	Tu		
Ar Oakland Pier.....	7 40	We	Th	Fr	Sa	Su	Mo	Tu		
Ar San Francisco (Market St.)	8 20	We	Th	Fr	Sa	Su	Mo	Tu		

Standard Sleepers: ★Seattle to San Francisco (Sections, Drawing-Rooms, Compartments).
★Portland to San Francisco (Sections, Drawing-Room).
★Grants Pass to San Francisco (Sections, Drawing Room, Compartments.) (On Train No. 327 to Dunsmuir).
Tourist Sleeper: ★Seattle and Portland to San Francisco.
Chair Car and Coaches: Portland to San Francisco. ★Grants Pass to San Francisco. (On Train No. 327 to Dunsmuir).
News Agent Car: ★Portland to San Francisco. (Sandwiches, Coffee, etc.)
Dining Car: ★Portland to San Francisco. (Breakfast from Portland).
Tickets Honored: All classes.

TRAIN 15 WEST COAST (15-60)

Lv Spokane.....N.P.No. 5	7 00	Mo	Tu	We	Th	Fr	Sa	Su		
Ar Portland.....S.P.&S.No. 5	4 40	Mo	Tu	We	Th	Fr	Sa	Su		
Lv Vancouver, B. C. (G.N.)	8 10	Mo	Tu	We	Th	Fr	Sa	Su		
Ar Seattle.....	12 45	Mo	Tu	We	Th	Fr	Sa	Su		
Lv Seattle (Union Sta.) No. 458	3 50	Mo	Tu	We	Th	Fr	Sa	Su		
Lv Tacoma.....	5 05	Mo	Tu	We	Th	Fr	Sa	Su		
Ar Portland.....U. P. No. 458	8 50	Mo	Tu	We	Th	Fr	Sa	Su		
Lv Portland.....No. 15 S.P.	10 00	Mo	Tu	We	Th	Fr	Sa	Su		
Lv Salem.....	11 50	Mo	Tu	We	Th	Fr	Sa	Su		
Lv Albany.....	12 30	Tu	We	Th	Fr	Sa	Su	Mo		
Lv Eugene.....	1 50	Tu	We	Th	Fr	Sa	Su	Mo		
Lv Klamath Falls.....	8 05	Tu	We	Th	Fr	Sa	Su	Mo		
▲Lv Grants Pass..P.G.L. Bus	6▲25	Tu	We	Th	Fr	Sa	Su	Mo		
Lv Medford.....	7▲51	Tu	We	Th	Fr	Sa	Su	Mo		
Lv Ashland.....	8▲20	Tu	We	Th	Fr	Sa	Su	Mo		
▲Ar Dunsmuir..P.G.L. Bus	11▲15	Tu	We	Th	Fr	Sa	Su	Mo		
Lv Dunsmuir.....S.P.	11 35	Tu	We	Th	Fr	Sa	Su	Mo		
Lv Redding.....	1 45	Tu	We	Th	Fr	Sa	Su	Mo		
Ar Davis.....	6 25	Tu	We	Th	Fr	Sa	Su	Mo		
Ar Sacramento.....	6 50	Tu	We	Th	Fr	Sa	Su	Mo		
Lv Sacramento.....Nos. 15-60	7 45	Tu	We	Th	Fr	Sa	Su	Mo		
Ar Stockton.....	9 14	Tu	We	Th	Fr	Sa	Su	Mo		
Ar Fresno.....	12 25	We	Th	Fr	Sa	Su	Mo	Tu		
Ar Bakersfield.....	3 05	We	Th	Fr	Sa	Su	Mo	Tu		
Ar Los Angeles.....	8 45	We	Th	Fr	Sa	Su	Mo	Tu		

San Francisco connection from Train 15 at Sacramento.
Lv Sacramento.....No. 241 S.P. \$ 8 00 Su | 8 00 Tu
Ar Berkeley..... " \$10 05 Su | 10 20 Tu
Lv Oakland (16th St.)..... " \$10 17 Su | 10 35 Tu
Ar San Francisco (Market St.)..... " \$10 50 Su | 11 10 Tu

Observation Lounge: ★Portland to Los Angeles (For Pullman Passengers).
Standard Sleeper: ★Seattle to Los Angeles. (Sections, Drawing-Room, Compartments).
★Portland to Los Angeles. (Sections, Drawing-Rooms, Compartments).
Tourist Sleepers: ★Portland to Los Angeles.
Sleepers from Portland ready for occupancy at 9:00 p.m.
Chair Cars and Coaches: ★Portland to Los Angeles
News Agent Car: ★Portland to Los Angeles. (Sandwiches, Coffee, etc.)
Dining Car: ★Portland to Los Angeles.
Tickets Honored: All classes.

TRAIN 327 SHASTA

Lv Grants Pass.....	3 15	Mo	Tu	We	Th	Fr	Sa	Su		
Lv Medford.....	4 10	Mo	Tu	We	Th	Fr	Sa	Su		
Lv Ashland.....	4 55	Mo	Tu	We	Th	Fr	Sa	Su		
Ar Dunsmuir.....	9 45	Mo	Tu	We	Th	Fr	Sa	Su		

Grants Pass, Medford, Ashland to San Francisco

Lv Grants Pass.....	*3 15	Mo	*6▲25	Su	*6▲25	Mo				
Lv Medford.....	4 10	Mo	7▲51	Su	7▲51	Mo				
Lv Ashland.....	4 55	Mo	8▲20	Su	8▲20	Mo				
Ar Dunsmuir.....	9 45	Mo	11▲15	Su	11▲15	Mo				
Daily Service										
Lv Dunsmuir.....S.P. Train	19		\$15-241		\$15-241					
Ar Berkeley.....	10 50	Mo	\$ 11 35	Su	\$ 11 35	Mo				
Ar Oakland (16th St.).....	7 15	Tu	\$ 10 05	Su	\$ 10 20	Mo				
Ar San Francisco (Mkt. St.).....	7 33	Tu	\$ 10 17	Su	\$ 10 35	Mo				

SHASTA ROUTE • NORTHBOUND

SAN FRANCISCO - SACRAMENTO - PORTLAND - SPOKANE - TACOMA - SEATTLE - LOS ANGELES - BAKERSFIELD - FRESNO - PORTLAND

Table 95

TRAIN 12 CASCADE

Lv San Francisco (Market St.)	5 00	Mo	Tu	We	Th	Fr	Sa	Su
Lv Oakland Pier..... S. P.	5 35	Mo	Tu	We	Th	Fr	Sa	Su
Lv Oakland (16th Street)	5 43	Mo	Tu	We	Th	Fr	Sa	Su
Lv Berkeley.....	5 52	Mo	Tu	We	Th	Fr	Sa	Su
Ar Davis.....	7 20	Mo	Tu	We	Th	Fr	Sa	Su
Lv Sacramento..... (Bus)	6 42	Mo	Tu	We	Th	Fr	Sa	Su
Ar Davis.....	7 10	Mo	Tu	We	Th	Fr	Sa	Su
Lv Davis..... S. P.	7 25	Mo	Tu	We	Th	Fr	Sa	Su
Lv Redding.....	10 20	Mo	Tu	We	Th	Fr	Sa	Su
Lv Dunsmuir.....	12 15	Tu	We	Th	Fr	Sa	Su	Mo
Ar Klamath Falls.....	3 20	Tu	We	Th	Fr	Sa	Su	Mo
Ar Eugene.....	8 15	Tu	We	Th	Fr	Sa	Su	Mo
Ar Albany.....	8 16	Tu	We	Th	Fr	Sa	Su	Mo
Ar Salem.....	9 48	Tu	We	Th	Fr	Sa	Su	Mo
Ar Portland..... No. 12	11 30	Tu	We	Th	Fr	Sa	Su	Mo
Lv Portland..... N. P. No. 407	12 01	Tu	We	Th	Fr	Sa	Su	Mo
Ar Tacoma.....	3 25	Tu	We	Th	Fr	Sa	Su	Mo
Ar Seattle (King St.)... No. 407	4 35	Tu	We	Th	Fr	Sa	Su	Mo
Lv Portland..... S.P.&S. No. 2	3 00	Tu	We	Th	Fr	Sa	Su	Mo
Ar Spokane.....	10 55	Tu	We	Th	Fr	Sa	Su	Mo
Lv Seattle..... G. N. No. 358	5 00	Tu	We	Th	Fr	Sa	Su	Mo
Ar Vancouver, B. C.....	9 30	Tu	We	Th	Fr	Sa	Su	Mo

Full Lounge Car: ★San Francisco to Portland.

Standard Sleepers: ★San Francisco to Seattle (Sections, Bedrooms, Compartments, Drawing-Rooms).

★San Francisco to Portland (Sections, Bedrooms, Compartments, Drawing-Rooms).

Dining Car: ★San Francisco to Portland. (Dinner served from San Francisco.)

Tickets Honored: Ask Agents.

TRAIN 14 BEAVER

Lv San Francisco (Market St.)	5 00	Mo	Tu	We	Th	Fr	Sa	Su
Lv Oakland Pier..... S.P.	5 40	Mo	Tu	We	Th	Fr	Sa	Su
Lv Oakland (16th Street)	5 49	Mo	Tu	We	Th	Fr	Sa	Su
Lv Berkeley.....	5 58	Mo	Tu	We	Th	Fr	Sa	Su
Ar Davis.....	7 30	Mo	Tu	We	Th	Fr	Sa	Su
Lv Sacramento..... (Bus)	6 42	Mo	Tu	We	Th	Fr	Sa	Su
Ar Davis.....	7 10	Mo	Tu	We	Th	Fr	Sa	Su
Lv Davis..... S. P.	7 35	Mo	Tu	We	Th	Fr	Sa	Su
Lv Redding.....	10 35	Mo	Tu	We	Th	Fr	Sa	Su
Ar Dunsmuir.....	12 20	Tu	We	Th	Fr	Sa	Su	Mo
Lv Dunsmuir, No. 328.....	1 10	Tu	We	Th	Fr	Sa	Su	Mo
Ar Ashland.....	6 10	Tu	We	Th	Fr	Sa	Su	Mo
Ar Medford.....	6 42	Tu	We	Th	Fr	Sa	Su	Mo
Ar Grants Pass, No. 328.....	7 50	Tu	We	Th	Fr	Sa	Su	Mo
Lv Dunsmuir.....	12 30	Tu	We	Th	Fr	Sa	Su	Mo
Ar Klamath Falls.....	3 35	Tu	We	Th	Fr	Sa	Su	Mo
Ar Eugene.....	8 30	Tu	We	Th	Fr	Sa	Su	Mo
Ar Albany.....	9 31	Tu	We	Th	Fr	Sa	Su	Mo
Ar Salem.....	10 15	Tu	We	Th	Fr	Sa	Su	Mo
Ar Portland..... No. 14	11 45	Tu	We	Th	Fr	Sa	Su	Mo
Lv Portland..... N. P. No. 407	12 01	Tu	We	Th	Fr	Sa	Su	Mo
Ar Tacoma.....	3 25	Tu	We	Th	Fr	Sa	Su	Mo
Ar Seattle (King St.)... No. 407	4 35	Tu	We	Th	Fr	Sa	Su	Mo
Lv Portland..... S.P.&S. No. 2	3 00	Tu	We	Th	Fr	Sa	Su	Mo
Ar Spokane.....	10 55	Tu	We	Th	Fr	Sa	Su	Mo
Lv Seattle..... G. N. No. 358	5 00	Tu	We	Th	Fr	Sa	Su	Mo
Ar Vancouver, B. C.....	9 30	Tu	We	Th	Fr	Sa	Su	Mo

Full Lounge Car: ★San Francisco to Portland. (For Pullman Car Passengers.)

Standard Sleeper: ★San Francisco to Grants Pass. (Sections, Drawing-Room, Compartments.) (On Train 328 from Dunsmuir.)

Tourist Sleepers: ★San Francisco to Portland.

Reclining Chair Cars and Coaches: ★San Francisco to Portland.

★San Francisco to Grants Pass. (On Train 328 from Dunsmuir.)

News Agent Car: ★San Francisco to Portland. (Sandwiches, Coffee, etc.)

Dining Car: ★San Francisco to Portland. Serving "Economy" Meals. (Dinner served from San Francisco.)

Tickets Honored: Ask Agents.

TRAIN 16 WEST COAST (59-16)

Lv San Francisco (Mkt St.)	7 30	Tu	We	Th	Fr	Sa	Su	Mo
Lv Oakland Pier..... M. 224	7 56	Tu	We	Th	Fr	Sa	Su	Mo
Lv Oakland (16th St.)	8 02	Tu	We	Th	Fr	Sa	Su	Mo
Lv Berkeley.....	8 10	Tu	We	Th	Fr	Sa	Su	Mo
Ar Sacramento.....	9 50	Tu	We	Th	Fr	Sa	Su	Mo
Lv Los Angeles No. 59 S.P.	7 30	Tu	We	Th	Fr	Sa	Su	Mo
Lv Bakersfield.....	1 15	Tu	We	Th	Fr	Sa	Su	Mo
Lv Fresno.....	4 00	Tu	We	Th	Fr	Sa	Su	Mo
Lv Stockton.....	6 50	Tu	We	Th	Fr	Sa	Su	Mo
Ar Sacramento.....	8 30	Tu	We	Th	Fr	Sa	Su	Mo
Lv Sacramento.....	10 20	Tu	We	Th	Fr	Sa	Su	Mo
Lv Davis..... Nos. 59-16	10 45	Tu	We	Th	Fr	Sa	Su	Mo
Lv Gerber.....	2 15	Tu	We	Th	Fr	Sa	Su	Mo
Lv Redding.....	2 40	Tu	We	Th	Fr	Sa	Su	Mo
Ar Dunsmuir.....	5 50	Tu	We	Th	Fr	Sa	Su	Mo
Ar Klamath Falls.....	6 35	Tu	We	Th	Fr	Sa	Su	Mo
Ar Eugene.....	3 35	We	Th	Fr	Sa	Su	Mo	Tu
Ar Albany.....	5 06	We	Th	Fr	Sa	Su	Mo	Tu
Ar Salem.....	5 52	We	Th	Fr	Sa	Su	Mo	Tu
Ar Portland..... No. 16 S.P.	7 40	We	Th	Fr	Sa	Su	Mo	Tu
Lv Portland..... U. P. No. 457	8 30	We	Th	Fr	Sa	Su	Mo	Tu
Ar Tacoma.....	12 50	We	Th	Fr	Sa	Su	Mo	Tu
Ar Seattle (Union Sta.) No. 457	2 15	We	Th	Fr	Sa	Su	Mo	Tu
Lv Portland..... S.P.&S. No. 6	9 00	We	Th	Fr	Sa	Su	Mo	Tu
Ar Spokane..... N. P. No. 4	8 20	We	Th	Fr	Sa	Su	Mo	Tu
Lv Seattle..... G. N. No. 358	5 00	We	Th	Fr	Sa	Su	Mo	Tu
Ar Vancouver, B. C.....	9 30	We	Th	Fr	Sa	Su	Mo	Tu

Observation Lounge: ★Los Angeles to Portland (For Pullman Car Passengers.)

Standard Sleeper: ★Los Angeles to Seattle. (Sections, Drawing-Room, Compartments.)

★Los Angeles to Portland. (Sections, Drawing-Rooms, Compartments.)

Tourist Sleepers: ★Los Angeles to Portland.

Chair Cars and Coaches: ★Los Angeles to Portland.

News Agent Car: ★Los Angeles to Portland. (Sandwiches, Coffee, etc.)

Dining Car: ★Los Angeles to Portland. (Dinner served from Los Angeles.)

Coaches and Cafe-Lounge: San Francisco to Sacramento (on Train No. 224).

Tickets Honored: All classes.

San Francisco to Ashland, Medford, Grants Pass

Daily Service		No. 16	No. 14-328
Lv San Francisco (Mkt. St.)	S.P.	* 7 30 Mo	* 5 00 Mo
Lv Oakland (16th St.)	"	8 02 Mo	5 49 Mo
Lv Berkeley.....	"	8 10 Mo	5 58 Mo
Ar Dunsmuir.....	"	5 50 Mo	12 20 Tu
Lv Dunsmuir.....	"	6 00 Mo	1 10 Tu
Ar Ashland.....	"	9 05 Mo	6 10 Tu
Ar Medford.....	"	9 30 Mo	6 42 Tu
Ar Grants Pass.....	"	10 49 Mo	7 50 Tu

TRAIN 328 SHASTA

Lv Dunsmuir.....	1 10	Mo	Tu	We	Th	Fr	Sa	Su
Ar Ashland.....	6 10	Mo	Tu	We	Th	Fr	Sa	Su
Ar Medford.....	6 42	Mo	Tu	We	Th	Fr	Sa	Su
Ar Grants Pass.....	7 50	Mo	Tu	We	Th	Fr	Sa	Su

Standard Sleeper: ★San Francisco to Grants Pass. (Sections, Drawing-Room, Compartments.) (On Train 14 to Dunsmuir, thence Train 328.)

Chair Car: ★San Francisco to Grants Pass. (On Train 14 to Dunsmuir, thence Train 328.)

Cafe Lounge: ★Dunsmuir to Grants Pass. (For Meal Service.) - On Train 328.

TRAIN 20 KLAMATH

Lv San Francisco (Market St.)	8 00	Mo	Tu	We	Th	Fr	Sa	Su
Lv Oakland Pier..... S. P.	8 45	Mo	Tu	We	Th	Fr	Sa	Su
Lv Oakland (16th St.)	8 56	Mo	Tu	We	Th	Fr	Sa	Su
Lv Berkeley.....	9 09	Mo	Tu	We	Th	Fr	Sa	Su
Lv Martinez.....	10 05	Mo	Tu	We	Th	Fr	Sa	Su
Ar Davis.....	11 05	Mo	Tu	We	Th	Fr	Sa	Su
Lv Sacramento..... (Bus)	▲ 9 20	Mo	Tu	We	Th	Fr	Sa	Su
Ar Davis.....	▲ 9 47	Mo	Tu	We	Th	Fr	Sa	Su
Lv Davis..... S. P.	11 35	Mo	Tu	We	Th	Fr	Sa	Su
Lv Redding.....	5 10	Tu	We	Th	Fr	Sa	Su	Mo
Lv Dunsmuir.....	7 40	Tu	We	Th	Fr	Sa	Su	Mo
Ar Klamath Falls.....	11 30	Tu	We	Th	Fr	Sa	Su	Mo
Ar Eugene.....	5 40	Tu	We	Th	Fr	Sa	Su	Mo
Ar Albany.....	7 15	Tu	We	Th	Fr	Sa	Su	Mo
Ar Salem.....	7 57	Tu	We	Th	Fr	Sa	Su	Mo
Ar Portland..... No. 20	9 50	Tu	We	Th	Fr	Sa	Su	Mo
Lv Portland..... G. N. No. 401	11 30	Tu	We	Th	Fr	Sa	Su	Mo
Ar Tacoma.....	5 00	We	Th	Fr	Sa	Su	Mo	Tu
Ar Seattle (King St.)... No. 401	6 45	We	Th	Fr	Sa	Su	Mo	Tu
Lv Seattle..... G. N. No. 360	8 15	We	Th	Fr	Sa	Su	Mo	Tu
Ar Vancouver, B. C.....	12 45	We	Th	Fr	Sa	Su	Mo	Tu

Standard Sleepers: ★San Francisco to Portland and Seattle. (Sections, Drawing-Rooms, Compartments.)

Tourist Sleeper: ★San Francisco to Portland and Seattle.

Coaches: San Francisco to Portland.

News Agent Car: ★San Francisco to Portland. (Sandwiches, Coffee, etc.)

Dining Car: ★San Francisco to Portland. (Does not serve dinner from San Francisco.)

TRAIN 330 ROGUE RIVER

Lv Ashland..... No. 330	6 00	Mo	Tu	We	Th	Fr	Sa	Su
Lv Medford.....	6 40	Mo	Tu	We	Th	Fr	Sa	Su
Lv Grants Pass.....	7 43	Mo	Tu	We	Th	Fr	Sa	Su
Lv Eugene.....	3 00	Tu	We	Th	Fr	Sa	Su	Mo
Lv Albany.....	4 20	Tu	We	Th	Fr	Sa	Su	Mo
Lv Salem.....	5 20	Tu	We	Th	Fr	Sa	Su	Mo
Ar Portland..... No. 330	7 25	Tu	We	Th	Fr	Sa	Su	Mo
Lv Portland..... U. P. No. 457	8 30	Tu	We	Th	Fr	Sa	Su	Mo
Ar Tacoma.....	12 50	Tu	We	Th	Fr	Sa	Su	Mo
Ar Seattle (Union Sta.) No. 457	2 15	Tu	We	Th	Fr	Sa	Su	Mo

TRAIN 333-330

Coos Bay, Portland

Lv Coos Bay.....	7 30	Mo	Tu	We	Th	Fr	Sa	Su
Lv North Bend.....	7 42	Mo	Tu	We	Th	Fr	Sa	Su
Ar Portland.....	7 25	Tu	We	Th	Fr	Sa	Su	Mo

Standard Sleeper: ★Ashland to Portland. (Sections, Drawing-Room.) Request Pullman space from Agent Medford. Eugene to Portland (Sections, Drawing-Room) (enroute from Coos Bay).

Coaches: Ashland to Portland.

Eugene to Portland (enroute from Coos Bay).

All-Day Lunch Car: Ashland to Portland.

TRAINS 224-202

San Francisco, Sacramento, Marysville, Gerber

Lv San Francisco (Market Street)..... (Senator) No. 224	* 7 30
Ar Sacramento..... No. 224	9 50
Train No. 202	
Lv Sacramento..... No. 202	* 10 00
Lv Marysville.....	11 40
Lv Chico.....	12 59
Ar Gerber..... No. 202	1 55

Coaches: San Francisco to Sacramento. Sacramento to Gerber.

All PM time in dark faced figures.

★ Regularly assigned cars are air-conditioned.

* Daily.

▲ Pacific Greyhound Bus. (Rail tickets honored.)

● P.G.L. Depot.

b-Stops on flag to detain pay passengers from Davis or beyond.

c-Connection with Pacific Greyhound Bus for Grants Pass, Ore. (Rail tickets honored.)

f-Flag stop to entrain or detrain passengers.

SHASTA ROUTE • NORTHBOUND

SAN FRANCISCO - LOS ANGELES - SACRAMENTO TO PORTLAND

San Francisco, Los Angeles, Klamath Falls

Elev	Table 98		West Coast		Cascade		Beaver		Klamath		224-202		204	
	(A)	Mis.	No. 16	No. 12	No. 12	No. 14	No. 14	No. 20	No. 20	Daily	Daily	Daily	Daily	
6	Lv San Francisco, Mkt. St.	0	7 30	5 00	5 00	5 00	8 00	7 30	4 30					
14	Ar Oakland Pier Ferry	4	7 50	5 20	5 20	5 20	8 20	7 50	4 50					
14	Lv Oakland Pier	4	7 56	5 26	5 26	5 26	8 26	7 56	4 56					
10	Ar Oakland (16th St.)	6	8 02	5 32	5 32	5 32	8 32	8 02	5 30					
18	Ar Berkeley	6	8 10	5 40	5 40	5 40	8 40	8 10	5 30					
41	Ar Richmond	15	8 20	5 50	5 50	5 50	8 50	8 20	5 40					
14	Ar Crockett (to Vallejo)	25	8 30	6 00	6 00	6 00	9 00	8 30	5 50					
10	Ar Martinez (to Benicia)	29	8 40	6 10	6 10	6 10	9 10	8 40	6 00					
293	Lv Los Angeles	0		8 30	8 30	8 30	11 50	8 30	6 41					
414	Lv Bakersfield	169		4 50	4 50	4 50	11 50	4 50	6 41					
290	Lv Fresno	277		11 00	11 00	11 00	2 55	11 00	6 48					
10	Ar Martinez	448		5 22	5 22	5 22	6 48	5 22	7 10					
10	Lv Martinez	35		6 36	6 36	6 36	10 05	6 36	7 10					
12	Ar Suisun-Fairfield	52		6 36	6 36	6 36	10 05	6 36	7 10					
67	Ar Dixon	70		7 20	7 20	7 20	10 51	7 20	7 40					
52	Ar Davis	9	9 32	7 20	7 30	7 30	11 05	9 32	8 13					
35	Ar Sacramento	92	9 50				9 30	9 50	8 37					
293	Lv Los Angeles	0	7 30				8 25	7 30	9 00					
425	Ar Glendale	6	7 53				8 43	7 53	8 30					
414	Ar Bakersfield	169	7 15				8 16	7 15	8 30					
290	Ar Fresno	277	4 00				28	4 00	6 30					
171	Ar Merced	332	5 08				27	5 08	6 30					
24	Lv Stockton	399	6 50				10	6 50	8 30					
35	Ar Sacramento	447	8 30				7 30	8 30	10 00					
35	Lv Sacramento	0					10 00		10 38					
162	Ar Roseville	28					10 54		11 12					
167	Ar Lincoln	28					11 12		11 27					
116	Ar Sheridan	36					11 27		12 05					
90	Ar Wheatland	39					12 05		12 25					
72	Ar Marysville	52					12 25		12 40					
80	Ar Live Oak	63					12 40		12 58					
97	Ar Gridley	69					12 58		1 12					
98	Ar Biggs	73					1 12		1 28					
112	Ar Richvale	79					1 28		1 40					
125	Ar Nelson	83					1 40		1 50					
164	Ar Durham	89					1 50		2 05					
193	Ar Chico	95					2 05		2 38					
211	Ar Vina	114					2 38		2 58					
227	Ar Los Molinos	121					2 58		3 15					
223	Ar Tehama	123					3 15		3 47					
35	Lv Sacramento	0	10 20				9 42	5 42	6 20					
52	Ar Davis	13	10 40				7 10	7 10	7 47					
52	Lv Davis	79	10 45				7 25	7 35	8 15					
62	Ar Woodland	88	11 05				7 47	7 47	8 30					
78	Ar Yolo	93					8 30	8 30	9 15					
51	Ar Zamora	99					9 15	9 15	10 00					
68	Ar Dunnigan	106					10 00	10 00	10 45					
139	Ar Arbuckle	116					10 45	10 45	11 30					
84	Ar Williams (Calusa) (107)	127					11 30	11 30	12 15					
95	Ar Maxwell	136					12 15	12 15	13 00					
95	Ar Delavan	141					13 00	13 00	13 45					
97	Ar Norman	145					13 45	13 45	14 30					
137	Ar Willows	153	12 36				14 30	14 30	15 15					
170	Ar Artois	160					15 15	15 15	16 00					
255	Ar Orland	168	1 00				16 00	16 00	16 45					
226	Ar Kirkwood	176					16 45	16 45	17 30					
277	Ar Corning	181	1 22				17 30	17 30	18 15					
276	Ar Richfield	185					18 15	18 15	19 00					
223	Ar Tehama	189	1 35	19 15	19 15	19 15	19 25	19 25	20 10					
225	Lv Tehama	189	1 35	19 15	19 15	19 15	19 25	19 25	20 10					
246	Ar Gerber	191	1 45	19 20	19 20	19 20	19 30	19 30	20 15					
246	Lv Gerber	201	2 15	19 25	19 25	19 25	19 40	19 40	20 25					
309	Ar Red Bluff	211					20 15	20 15	21 00					
423	Ar Cottonwood	218					21 00	21 00	21 45					
434	Ar Anderson	225					21 45	21 45	22 30					
557	Ar Redding	236					22 30	22 30	23 15					
844	Ar Central Valley (Dam)	244					23 15	23 15	24 00					
1137	Ar Delta	267					24 00	24 00	24 45					
1947	Ar Castella	286					24 45	24 45	25 30					
2290	Ar Dunsmuir	293	5 50	12 05	12 05	12 05	12 20	12 20	13 05					
2290	Lv Dunsmuir	293	6 05	12 15	12 15	12 15	12 30	12 30	13 15					
2556	Ar Shasta Springs	296					13 15	13 15	14 00					
3553	Ar Mt. Shasta (105)	307	6 55				14 00	14 00	14 45					
3903	Ar Black Butte	316		11 10	11 10	11 10	11 25	11 25	12 10					
3903	Lv Black Butte	316		11 10	11 10	11 10	11 25	11 25	12 10					
5063	Ar Grass Lake	339		8 29	8 29	8 29	10 10	10 10	10 55					
4674	Ar Bray	351					10 10	10 10	10 55					
4647	Ar Bray	352					10 55	10 55	11 40					
4262	Ar Mt. Hebron	364					11 40	11 40	12 25					
4264	Ar Modoc	367	8 50				12 25	12 25	13 10					
4243	Ar Dorris, California	377	9 04				13 10	13 10	14 00					
1106	Ar Klamath Falls	400		3 20	3 20	3 20	3 35	3 35	4 20					

All PM time in Dark faced figures.
*Daily.
Pacific Greyhound Bus.
P.G.L. Depot.

Oregon Motor Stages. To and From S. P. Depots.
Shasta—Train No. 323 between Dunsmuir and Grants Pass.
P.G.L. Bus. To and From P.G.L. Depots. Rail and Bus Depots ¼ mile apart.
Does not stop. For information only.
Air Mail dispatched.
Pacific Greyhound daily Bus makes connection with Train 16 at Dunsmuir. (Rail tickets honored.)
Stops on flag to detain pay passengers from Klamath Falls or beyond.
Stops on flag to entrain pay passengers for Woodland or beyond.
Stops on flag to entrain pay passengers for Eugene or beyond; also to detain from Gerber or beyond.
Stops on flag to entrain pay passengers for Klamath Falls or beyond; also detain from Sacramento or beyond.
Stops on flag to entrain pay passengers for Eugene or beyond; also to detain from Klamath Falls or beyond.
Flag stop to entrain or detain passengers.
Stops on flag to entrain pay passengers for Klamath Falls or beyond; also detain from Davis or beyond.
Stops on flag to detain pay passengers from Davis or beyond; also entrain for Portland or beyond.
P. G. L. Bus leaves Yreka 7:43 PM.
Stops on flag to detain pay passengers from Crescent Lake or beyond; also to entrain for Eugene or beyond.
Stops on flag to detain pay passengers from Martinez and west, also entrain for Dunsmuir and beyond.
Stops on flag to entrain pay passengers for Eugene and beyond.
Stops on flag May 15 to and including Sept. 30 only to entrain pay passengers for Klamath Falls or beyond; also detain from Gerber or beyond.
Stops on flag to entrain pay passengers for Klamath Falls or beyond; also detain from Gerber or beyond.
Stops on flag to detain pay passengers from Martinez and west, also entrain for Dunsmuir and beyond.
Stops on flag to entrain pay passengers for Eugene and beyond; also entrain for Portland or beyond.

Klamath Falls, Eugene, Portland

Elev	Table 99		West Coast		Cascade		Beaver		Klamath	
	(B)	Mis.	No. 16	No. 12	No. 12	No. 14	No. 14	No. 20	No. 20	
4105	Lv Klamath Falls	400	9 50	3 30	3 45	11 45				
4155	Ar Algoma	409	10 06			12 01				
4154	Ar Modoc Point	418	10 16			12 12				
4190	Ar Chiloquin	427	10 30			12 25				
4533	Ar Kirk	441	10 52			12 53				
4602	Ar Mazama	459				1 20				
4657	Ar Yamsay	463								
4761	Ar Chemult	474	11 42	4 56		1 38				
4775	Ar Umli	494								
4779	Ar Crescent Lake	499	12 25	5 25	5 40	2 20				
4844	Lv Odell Lake	522								
4840	Ar Cascade Summit	507	12 42			2 42				
2076	Ar McCredie Springs	540				4 03				
1206	Ar Oakridge	551	2 22			4 29				
1108	Ar Westfir	553								
741	Ar Lowell	574				5 32				
457	Ar Springfield	590				5 40				
426	Ar Eugene (112)	594	3 35	8 15						
3903	Lv Black Butte, Cal.	0	6 41			2 25				
3466	Ar Weed	4				2 42				
2953	Ar Edgewood	25				2 55				
2760	Ar Gazelle	17	7 08			3 12				
2561	Ar Grenada	25				3 23				
2542	Ar Montague (to Yreka)	32				3 40				
2335	Ar Ager	42				4 03			</	

SHASTA ROUTE

CONNECTIONS IN CALIFORNIA - OREGON - WASHINGTON

(A) PORTLAND, TACOMA, SEATTLE
Table 100
 Pooled trains operated jointly by the Great Northern,
 Northern Pacific and Union Pacific.

STATIONS	Mis.	U.P. 467	N.P. 407	G.N. 459	G.N. 401
Lv Portland, Ore.	0	*8 30	12*01	*4 00	11*30
Lv Vancouver, Wash.	9	8 58	12 25	4 25	12 05
Lv Kelso-Longview	48	9 58	1 11	5 13	1 30
Ar Chehalis	87	11 08	2 00	6 06	2 45
Ar Centralia	91	11 15	2 10	6 16	2 55
Ar East Olympia	110	11 53	2 35		
★ Ar Olympia	8	12 25	3 05		
Ar Tacoma, Wash.	145	12 50	3 25	7 40	5 00
Ar Seattle (Union Sta.)	183	2 15			
Ar Seattle (King St. Sta.)	183		4 35	9 00	6 45

STATIONS	Mis.	G.N. 460	N.P. 408	U.P. 458	G.N. 402
Lv Seattle (King St. Sta.)	0	*8 20	12*01		11*30
Lv Seattle (Union Sta.)	0			*3 50	
Lv Tacoma, Wash.	39	9 40	12 57	5 05	1 00
★ Lv Olympia			1 12	5 25	
Lv East Olympia	74		1 47	5 55	1 51
Lv Centralia	93	11 15	2 17	6 26	2 53
Lv Chehalis	96	11 26	2 24	6 35	3 03
Lv Kelso-Longview	136	12 36	3 17	7 29	4 35
Ar Vancouver, Wash.	175	1 45	4 06	8 22	6 10
Ar Portland, Ore.	183	2 20	4 35	8 50	6 45

(B) PORTLAND, SPOKANE (Daily)

U.P. SP&S	SP&S	SP&S	SP&S-6	Mis.	STATIONS	SP&S	NP-SP	SP&S	U.P.
20	4	2	NP-4			1	8-5	3	19
9 20	8 45	3 00	9 00	0	Lv Portland	8 00	4 40	7 35	7 30
7 00	6 50	10 55	8 20	377	Ar Spokane	12 06	7 00	9 45	9 30

(C) PORTLAND, ASTORIA, SEASIDE

* 8 10	0	Lv Portland (S. P. & S. Ry.)	Ar	6 45
12 05	100	Ar Astoria	Lv	3 00
1 00	118	Ar Seaside	Lv	* 2 00

(D) SEATTLE, VICTORIA, VANCOUVER
Table 101

Mis.	P. S. N.	G. N.	C. P. S. S.	
0	Lv Seattle	11*45	*7 15*8 15*5 00	7*20
96	Ar Bellingham		11 01 11 01	7 48
81	Ar Victoria	8 45		12 35
81	Lv Victoria			1 20 12*00
164	Ar Vancouver		1 15 12 45	9 30
				6 40 7 00
Mis.	P. S. N.	G. N.	C. P. S. S.	
0	Lv Vancouver	*8 10	*4 15*5 00	10*30 12*00
83	Ar Victoria			3 45 7 00
83	Lv Victoria	9*45		4 30
0	Ar Bellingham		10 03 6 48	6 48
164	Ar Seattle	6 00	12 45 10 20	9 30 9 50

(E) PORTLAND, HUNTINGTON
Table 102

106	18	12	Mis.	(Union Pacific)	11	17	105
5 30	9 10	8 10	0	Lv Portland	Ar	5 30	6 30 8 00
6 50	10 38	9 40	63	Lv Hood River	Lv	3 52	4 40 6 28
7 20	11 15	10 20	84	Lv The Dalles	Lv	3 18	4 00 5 55
9 43	2 25	1 30	216	Lv Pendleton	Lv	12 05	12 25 3 25
12 05	5 05	4 00	290	Lv La Grande	Lv	9 25	9 10 1 08
1 20	6 26	5 23	342	Lv Baker	Lv	7 55	7 35 11 52
2 50	7 55	7 00	390	Ar Huntington (P.T.)	Lv	6 30	6 00 10 40

11 59 9 20 8 10 Lv Portland Ar 8 30 11 55 7 30
 10 32 5 30 5 47 Ar Walla Walla Lv 11 06 1 01* 9 45

All PM time in Dark-faced figures.
 ★—Bus Service between East Olympia and Olympia.
 *—Daily.
 †—Daily except Sunday.
 ‡—P.G.L. Depot.
 ▲—Pacific Greyhound Bus.
 ◆—Motor Bus via Pendleton.
 ◆—Daily except Sundays and Holidays.
 ◆—Sundays and Holidays.
 f—Flag stop to receive or discharge passengers.

(F) ALTURAS, KLAMATH FALLS
Table 103 O. C. N. Stages

* 2 30	Lv Alturas	Ar	11 30	Rail
4 35	Tule Lake	"	9 30	Tickets
6 30	Ar Klamath Falls	Lv	* 8 30	Honored

(G) LAKEVIEW, KLAMATH FALLS
Table 104
 Red Ball Stage Line Rail Tickets Not Honored

* 2 30	* 8 30	Lv Lakeview	Ar	11 59	11 00
6 30	11 30	Ar Klamath Falls	Lv	* 9 00	* 8 00

(H) REDDING, SHASTA DAM
 Humboldt Motor Stages—Daily Service
Table 105

Leave Redding for Shasta Dam:
 7:20AM, 10:00AM, 1:00PM, 5:25PM, 7:00PM
 10:15PM.

Leave Shasta Dam for Redding:
 8:20AM, 10:40AM, 1:45PM, 6:10PM, 7:35PM.

REDDING, WEAVERVILLE, EUREKA
 Humboldt Motor Stages—Daily Except Sunday.

† 8 00	Lv Redding (97, 98)	Ar	3 50
10 00	Ar Weaverville	Lv	2 00
10 30	Lv Weaverville	Ar	1 50
3 35	Ar Eureka (180)	Lv	† 8 30

(I) MOUNT SHASTA, McCLOUD
 McCloud River R. R. Co. (Bus)

Lv Mt. Shasta (97, 98)	*7 30	11*00	*4 30
Ar McCloud	8 00	11 30	5 00
Lv McCloud	*8 30	*2 00	*5 40
Ar Mt. Shasta (97, 98)	9 00	2 30	6 10

(J) Yreka Western R. R. (Bus)
Table 106 (Rail Tickets Honored)

Lv Yreka	90, 99	0	* 3 10	* 6 40
Ar Montague		8	3 30	7 00
Lv Montague		0	* 3 45	* 7 25
Ar Yreka	90, 99	8	4 05	7 45

(K) MENDOCINO TRANSIT CO. (Daily)
Table 107 Rail Tickets Not Honored

Lv Williams 97, 98	12 35	2 10	3 39	6 19	7 03
Ar Colusa	12 55	2 30	3 59	6 39	7 23
Lv Colusa	10 10	1 35	3 10	4 01	6 41
Ar Williams 97, 98	10 30	1 55	3 30	4 21	7 01

(N) MEDFORD, KLAMATH FALLS
Table 108 (P.G.L. Bus)

*10 00	*1 30	Lv Medford (98, 99)	Ar	8 41	9 15
10 26	1 58	Lv Ashland	Lv	8 15	9 40
12 40	4 20	Ar Klamath Falls	Lv	*6 00	*7 00

WEED, KLAMATH FALLS—P.G.L. Bus

*4 51	10*25	*4 31	Lv Weed (98, 99)	Ar	10 05	8 05	12 55
6 40	12 20	6 20	Ar Klamath Falls	Lv	*8 10	*6 10	*11*00

(P) CRATER LAKE SEASON—JUNE 15-SEPT. 20

Bus Lv Grants Pass	Ar Crater Lake		
" Klamath Falls 8 00	Ar Crater Lake		10 00
Bus Lv Crater Lake	Ar Grants Pass		
" Crater Lake .4 45	Ar Klamath Falls		6 30

SHASTA DAM—SHASTA LAKE TOURS
 Gray Line Tours—Redding, Calif.
 Operates May 1 to Sept. 30, 1947

Tour No. 1—Sacramento River Tour. Lv Redding 8:45AM, return 1:25PM.
 Fare—\$5.25 plus \$0.79 tax.

Tour No. 2—McCloud River Tour. Lv Redding 1:30PM, return 5:45PM.
 Fare—\$5.00 plus \$0.75 tax.

Tour No. 3—Grand Tour (Combination Tours Nos. 1 and 2).
 Fare—\$9.75 plus \$1.46 tax.
 Children under 12 half fare.

(Q) KLAMATH FALLS, BEND, MADRAS
 (Pacific Trailways) (Daily) (Rail Tickets Not Honored)

7 30	1 10	8 00	Lv Klamath Falls (Bus Ter.)	Ar	12 40	5 20	10 45
9 25	3 20	9 55	Lv Chemult	Lv	10 35	3 10	8 40
11 15	4 55	11 45	Ar Bend	Lv	9 00	1 35	7 00
	5 40	12 30	Lv Bend	Ar		1 10	6 10
6 45	1 20	Ar Prineville	Lv		12 01	5 05	
6 10	1 05	Lv Redmond	Lv		12 45	5 45	
6 55	1 45	Ar Madras	Lv		11 55	5 00	

(R) LOS ANGELES, FRESNO, CROCKETT

51 Daily	57 Daily	52 Daily	58 Daily		
8 25	5 50	Lv Los Angeles	S.P. Ar	7 50	9 10
3 28	2 55	Lv Fresno	" Ar	1 00	12 40
7 07	7 12	Ar Crockett	S.P. Lv	9 12	7 58

PORTLAND, DUNSMUIR, CROCKETT

19 Daily	20 Daily		
8 15	Lv Portland	S.P. Ar	9 50
10 50	Lv Dunsmuir	" Ar	7 20
6 32	Ar Crockett	S.P. Lv	9 50

CHICAGO, OMAHA, OGDEN, CROCKETT

27 Daily	23 Daily	21 Daily	28 Daily	22 Daily	24 Daily		
3 00	9 10	8 00	Lv Chicago (C.T.) C.&N.W. Ar	2 50	7 30	8 15	
1 00	9 10	8 30	Lv Omaha	U.P. Ar	4 50	7 30	8 00
8 30	9 15	7 15	Lv Ogdren (P.T.)	S.P. Ar	5 50	5 00	5 30
1 56	6 56	6 15	Ar Crockett	S.P. Lv	12 15	8 31	8 58

Table 111 (Rail Tickets Honored)
(S) CROCKETT, NAPA VALLEY, SONOMA VALLEY, GLEN ELLEN, SANTA ROSA

▲ 7*15	▲ 9*24	0	Lv Crockett	Ar	▲ 8 50	▲ 6 55
† 7 27	9 41	5	Ar Vallejo (401 York St.)	Lv	8 33	16 42
† 7 30	9 43	5	Lv Vallejo (401 York St.)	Ar	8 31	16 40
7 55	10 10	18	Lv Inola (Napa State Hospital)	Ar	7 57	6 55
8 00	10 19	20	Ar Napa	Lv	7 50	5 55
8 05	10 40	20	Lv Napa	Ar	7 40	5 50
8 29	11 02	32	" Vineburg	Lv	7 16	5 26
8 35	11 12	35	" Sonoma	"	7 10	5 20
8 40	11 17	36	" El Verano	"	6 58	6 11
f	f	37	" Verano	"	f	f
8 48	11 21	38	" Boyes Springs	"	6 54	5 07
8 51	11 26	39	" Agua Caliente	"	6 47	5 00
8 56	11 30	42	" Eldridge (Sonoma State Home)	"	f 6 40	f 4 53
8 58	11 40	43	" Glen Ellen	"	6 35	4 48
9 03	f 11 52	48	" Kenwood	"	f 6 25	4 38
f	f	53	" Cal. Pythian Home (Kearns)	"	f	f
▲ 9 30	▲ 12 15	59	Ar Santa Rosa (5th & B Sta.)	Lv	▲ 6*00	▲ 4*15

CROCKETT, ST. HELENA, CALISTOGA

▲ 7*15	▲ 9*24	0	Lv Crockett	Ar	▲ 8 50	▲ 6 55
† 7 27	9 41	5	Ar Vallejo (401 York St.)	Lv	8 33	16 42
† 7 30	9 43	5	Lv Vallejo (401 York St.)	Ar	8 31	16 40
8 00	10 19	20	Ar Napa	Lv	7 50	5 55
10 40	11 40	20	Lv Napa	Ar	7 35	5 35
10 58	11 58	29	" Yountville	"	7 17	5 17
11 03	12 03	32	" Oakville	"	7 12	5 12
11 08	12 08	35	" Rutherford	"	7 07	5 07
11 16	12 16	39	" St. Helena	"	6 59	4 59
11*35	12*35	48	Ar Calistoga	Lv	▲ 6*40	▲ 4*40

CROCKETT, VALLEJO (Pacific Greyhound Bus) (Daily) (Rail Tickets Honored)

9 45	7 30	7 15	3 40	5 20	2 05	1 00	9 24	7 30	6 40	Lv Crockett	Ar	6 28	7 25	8 50	12 03	1 53	2 48	6 15	6 55	8 13
19 58	17 43	17 27	3 57	3 37	2 23	1 13	9 41	7 47	7 00	Ar Vallejo (401 York St.)	Lv	15 15	7 05	8 33	11 45	1 30	2 30	5 55	16 42	13 00

SHASTA ROUTE

LOCAL SERVICE IN OREGON

(A) PORTLAND, EUGENE, COOS BAY

Standard Sleeper: (Sections, Drawing-Room). Portland and Coos Bay. (Nos. 329-334 and 333-330.)
Coaches: Portland and Coos Bay. (Nos. 329-334 and 333-330.)

PGL. Bus Daily	329-334 Daily	Mls.	Table 112		333-330 Daily
			Ar	Lv	
	7 00	0	Lv Portland (Union Sta.)	Ar	7 25
	11 27	124	Ar Eugene (96, 99)	Lv	3 00
	1 00	0	Lv Eugene	Ar	12 30
	1 20	13	Ar Veneta	Ar	11 57
	f	15	Ar Long Tom	Ar	11 46
	f	18	Ar Noti	Ar	11 46
	f	21	Ar Vaughn	Ar	11 22
	f	29	Ar Walton	Ar	11 22
	f	32	Ar Globe	Ar	11 02
	f	35	Ar Asta	Ar	11 02
	f	37	Ar Linshaw	Ar	11 02
	f	38	Ar Richardson	Ar	11 02
	f	40	Ar Nekoma	Ar	11 02
	f	47	Ar Swisshome	Ar	10 36
	f	50	Ar Rainrock	Ar	10 28
	f	53	Ar Mapleton	Ar	10 19
	f	3 10	Ar Beck	Ar	9 56
	f	68	Ar Wendson	Ar	9 52
	f	69	Ar Cushman (Florence)	Ar	9 52
	f	71	Ar Siboco	Ar	9 44
	f	74	Ar Canary	Ar	9 25
	f	4 20	Ar Siltcoos (Westlake)	Ar	9 25
	f	82	Ar Ada	Ar	9 17
	f	85	Ar Booth	Ar	9 06
	f	86	Ar Knoll	Ar	9 00
	f	88	Ar Bronham	Ar	9 00
	f	5 05	Ar Gardiner (a)	Ar	8 52
	f	5 20	Ar Reedsport	Ar	8 45
	f	97	Ar School	Ar	8 29
	f	5 30	Ar Tharp	Ar	8 29
	f	101	Ar Willard	Ar	8 12
	f	5 55	Ar Lakeside	Ar	8 12
	f	6 10	Ar Hanser	Ar	7 58
	f	115	Ar Rogers	Ar	7 51
	f	6 20	Ar Cordes	Ar	7 42
	f	6 35	Ar North Bend	Ar	7 42
	f	7 00	Ar Coos Bay (115)	Lv	7 30
▲ 5 50	▲ 9 30	122	Lv Coos Bay	Ar	▲ 5 53
▲ 6 28	▲ 10 05	141	Lv Coquille	Ar	▲ 6 23
▲ 6 45	▲ 10 24	152	Ar Myrtle Point	Lv	▲ 6 04

(B) PORTLAND, ROSEBURG, COOS BAY—(Daily)
(Rail Tickets Honored Except to and from Bandon)

No.	PGL. Bus	Mls.	Table 113		No.	P.G.L. Bus
8 15	▲ 6 30	0	Lv Portland	S.P. Ar	9 50	▲ 8 55
11 50	10 31	124	Ar Eugene	S.P. Lv	5 55	4 55
1 00	10 50	124	Lv Eugene	Ar	▲ 4 40	4 40
3 05	12 55	198	Ar Roseburg	Lv	2 35	2 35
2 00	0	0	Lv Roseburg (96, 99)	Ar	12 21	12 21
2 15	8	8	Lv Coos Junction	Lv	12 07	12 07
4 04	61	61	Lv Myrtle Point	Lv	10 30	10 30
4 23	70	70	Lv Coquille	Lv	10 05	10 05
4 53	89	89	Ar Coos Bay	Lv	▲ 9 30	9 30
4 28	0	0	Lv Coquille	Ar	▲ 9 34	9 34
▲ 5 00	18	18	Ar Bandon (187)	Ar	▲ 9 01	▲ 9 01

(C) EUGENE, BANDON (Rail Tickets not Honored)

OMS	Mls.	Table 114		OMS
* 5 15	0	Lv Eugene (96, 99)	Ar	12 30
6 35	39	Ar Triangle Lake	Lv	11 10
7 18	57	Ar Swisshome	Ar	10 27
7 35	65	Ar Mapleton	Ar	10 10
7 53	76	Ar Cushman	Ar	9 52
8 00	80	Ar Florence	Lv	* 9 45
▲ 9 28	80	Lv Florence	Ar	▲ 6 46
10 05	100	Ar Reedsport	Lv	6 12
10 55	127	Ar North Bend	Ar	5 22
11 00	131	Ar Coos Bay	Ar	5 12
	150	Ar Coquille	Ar	4 20
	168	Ar Bandon (187)	Lv	▲ 3 44

(D) Table 115 PORTLAND, SEASIDE, WARRENTON, ASTORIA
Oregon Motor Stages (Daily)

Lv Portland	9 15	11 15	1 15	3 15	5 15	12 30
Ar Seaside	12 20	2 05	4 05	6 05	8 25	3 20
Ar Warrenton	12 53	2 38	4 38	6 38	8 58	3 53
Ar Astoria	1 15	3 00	5 00	7 00	9 20	4 15
Lv Astoria	7 00	9 00	11 40	2 40	4 20	7 40
Lv Warrenton	7 22	9 22	12 02	3 02	4 42	8 02
Lv Seaside	7 55	9 55	12 35	3 35	5 15	8 35
Ar Portland	10 40	1 00	3 30	6 30	8 20	11 15

(E) PORTLAND, TIMBER (O.M.S.)

* 5 15	* 9 15	0	Lv Portland	Ar	1 00	8 20
6 15	10 15	23	Ar Forest Grove	Ar	12 05	7 20
6 59	10 54	43	Ar Timber	Lv	* 11 21	* 6 41

(F) Table 116 SALEM, MILL CITY, DETROIT
Hamman Bus Lines—Rail Tickets honored.

* 5 00	10 00	Lv Salem (96, 99)	Ar	9 00	4 50
6 40	10 35	Ar Aumsville	Ar	8 20	4 14
6 55	10 55	Ar Mayton	Ar	8 00	4 00
6 50	11 40	Ar St. Clair	Ar	* 7 10	3 20
12 40	Ar Detroit	Lv	Ar	* 2 25	

(G) Table 117 SALEM, MONMOUTH
Oregon Motor Stages

* 8 25	* 4 20	* 8 35	0	Lv Salem (96, 99)	Ar	8 10	3 30	6 50
8 50	4 50	9 20	10	Ar Rickreall	Ar	7 47	3 05	6 27
9 00	5 00	9 30	15	Ar Monmouth	Lv	* 7 35	* 2 55	* 6 15

(H) Table 118 WOODBURN, MT. ANGEL, SILVERTON

Rail Tickets Honored		P.G.L. Bus (Daily)					
Lv Woodburn (City) (96, 99)	10 10	12 45	4 25	6 08	7 10	6 50	
Ar Woodburn Highway	10 10	12 45	4 25	6 08	7 10	6 50	
Ar Mt. Angel	10 22	12 57	4 37	6 20	7 22	7 02	
Ar Silverton	10 35	1 10	4 50	6 33	7 35	7 15	
Lv Silverton	8 35	1 05	3 55	6 15	7 35	7 35	
Ar Mt. Angel	8 48	1 18	4 08	6 28	7 48	7 48	
Ar Woodburn Highway	9 00	1 30	4 20	6 40	8 00	8 00	
Ar Woodburn (City) (96, 99)				6 45			

(I) Table 119 PORTLAND, BEAVERTON, HILLSBORO, FOREST GROVE (O.M.S.) (Rail Tickets Honored)

Mls.	DAILY	105	109	111	117	119	123	127	129	131	135	139	147	159	167	169	171	173	175	411
0	Lv Portland	6 45	7 45	7 45	8 15	9 15	10 15	11 15	12 15	12 45	1 45	2 45	3 15	4 15	5 45	7 00	8 30	9 30	10 11	30 12 30
7	Ar Beaverton	7 04	8 04	8 34	9 34	10 34	11 34	12 34	1 04	2 04	3 04	3 34	4 34	6 04	7 20	8 49	9 49	10 11	49 12 49	
17	Ar Hillsboro	7 25	8 25	8 59	9 59	10 59	11 59	12 59	1 25	2 25	3 25	3 55	4 55	6 25	7 40	9 10	10 11	15 12	10 1 10	
23	Ar Forest Grove	7 40	8 40	9 15	10 15	11 15	12 15	1 10	1 40	2 40	3 40	4 10	5 10	6 40	8 00	9 25	10 25	11 30	12 25	1 25

(L) ALBANY, LEBANON, SWEET HOME (Valley Motor Stages) (Rail Tickets Honored Except to and from Sweet Home)

* 9 02	* 6 47	* 4 02	* 11 02	* 9 07	* 6 17	Lv Albany (96, 99) (S. P. Depot)	Ar	8 23	10 48	2 53	5 28	6 03	9 58
9 30	7 10	4 28	11 28	9 30	6 43	Ar Lebanon	Lv	7 53	10 22	2 20	4 57	5 37	* 9 25
	7 40	5 00	12 00	9 57	7 15	Ar Sweet Home	Lv	* 7 20	* 9 40	* 1 50	* 4 25	* 5 05	

All PM time in Dark faced figures.
*—Daily.
†—Daily except Sunday.
‡—Bus depot, 987 Pearl St., Taxi fare 25c.

(M) Table 120 HALSEY, BROWNVILLE, SWEET HOME
(Valley Motor Stages) (Rail Tickets Not Honored)

.....	* 1 05	Lv Halsey (96, 99)	Ar	12 50
.....	1 17	Lv Brownville	Lv	12 38
.....	1 45	Ar Sweet Home	Lv	* 12 10

(N) Table 121 ALBANY, CORVALLIS
(Rail Tickets Honored)

Albany (96, 99)	O.M.S.	* 9 35	10 55	* 7 15
Corvallis	O.M.S.	10 00	11 25	7 45
Corvallis	O.M.S.	* 8 45	10 15	* 6 00
Albany (96, 99)	O.M.S.	9 10	10 40	6 25

(P) Table 122 CORVALLIS, NEWPORT
Bus—Rail tickets honored (except to and from Newport)

21 Bus	5 Bus	Mls.	(Table 96, 99)	18 Bus	40 Bus
* 5 45	* 10 15	0	Lv Corvallis (S.P.O.M.S. Ar	9 30	5 25
5 55	10 25	6	Ar Philomath	9 20	6 15
6 49	11 19	33	Ar Eddyville	8 26	4 21
7 30	12 00	50	Ar Toledo	7 45	3 45
7 45	12 15	58	Ar Newport (PGL Sta.)	Lv	* 7 30

(Q) Table 123 SALEM, DALLAS, FALLS CITY (O.M.S.)
(Rail Tickets Honored) (Daily)

Mls.	509	501	503	511	513	515	517
0	Lv Salem (96, 99)	7 20	10 00	1 00	4 20	6 00	8 25
8	Ar Rickreall	7 47	10 25	1 25	4 45	6 27	8 50
13	Ar Dallas	7 57	10 35	1 35	4 55	6 37	9 00
13	Lv Dallas		10 40	1 40	5 00		9 05
23	Ar Falls City		11 00	2 00	5 25		9 25

FALLS CITY, DALLAS, SALEM (O. M. S.)
(Rail Tickets Honored) (Daily)

Mls.	502	510	504	506	512	514	518
0	Lv Falls City	7 05	11 15	2 30	5 45		9 40
10	Ar Dallas	7 30	11 35	2 50	6 10		10 00
10	Lv Dallas	7 35	9 08	1 40	2 55	6 15	6 45
15	Ar Rickreall	7 47	9 20	11 52	3 05	6 27	6 55
23	Ar Salem	8 10	9 45	12 15	3 30	6 50	7 20

▲—Pacific Greyhound Bus.
■—City 1 1/4 miles distant.
f—Flag stop to entrain or detrain passengers.
O.M.S.—Oregon Motor Stages.

SHASTA ROUTE

(A) SOUTHBOUND—PORTLAND - SALEM - ALBANY - EUGENE - ROSEBURG - MEDFORD - ASHLAND - DUNSMUIR

Mis.		▲313	▲75	▲79	▲301	▲85	▲341	▲87	▲53	▲61	▲309	▲63	▲67	▲311	▲317	▲69	▲325	▲191
0	Portland (509 SW Taylor).....	6 30	6 30	8 30	8 30	10 00	11 00	12 01	1 00	3 00	4 00	5 00	5 30	6 30	9 00	9 00	11 30	1 45
14	Oregon City (211-7th St.).....	6 58	7 01	9 01	8 58	10 31	11 31	12 31	1 31	3 31	4 31	5 31	6 01	6 59	9 28	9 31	11 59	2 13
22	Canby (Kozy Korner Conf'y)....	e	7 16	9 16	e	10 46	11 46	12 46	1 46	3 46	4 46	5 46	6 16	6 59	9 43	9 46	12 14	2 28
34	Woodburn (1111 Young St.)....	e	7 37	9 37	e	11 07	12 07	1 07	2 07	4 07	5 07	6 07	6 37	e	10 02	10 07	12 32	2 47
37	Gervais (Bonn's Service St'n.)..	e	7 42	f 9 42	e	f 11 12	f 12 12	f 1 12	f 2 12	f 4 12	f 5 12	f 6 12	6 42	e	e	10 12	f	2 51
42	Brooks (Ramp's Store).....	e	7 51	f 9 51	e	f 11 21	f 12 21	f 1 21	f 2 21	f 4 21	f 5 21	f 6 21	6 51	e	f 10 21	12 44	e	2 59
51	Salem (Hotel Senator).....	a 8 11	8 10	a 10 21	a 10 11	a 11 51	a 12 51	a 1 40	a 2 51	a 4 51	a 5 41	a 6 40	a 7 21	a 8 11	a 10 41	a 11 11	a 1 11	a 3 26
68	Jefferson (2d & Church).....	8 39		10 42	10 39	12 21	1 21		3 21	4 21	5 21	6 11	7 51	8 39	11 10		1 39	3 54
77	Albany (216 W. 2nd St.).....	8 59		11 11	10 56	12 41	1 41		3 41	4 41	5 41	6 32	8 11	8 56	11 27		1 55	4 10
87	Corvallis (Central Bus Term.)..	9 22		11 34		1 04	2 04		4 04	5 04		8 34		11 50			2 16	
105	Monroe (Utterback's Conf'y)....	f 9 51		12 04		2 24	3 24		4 34	5 34		9 04		f 12 20			2 46	
113	Junction City (Motor Coach Ter.)	10 06		12 19	11 42	1 34	2 34		4 49	5 49	7 20	9 19	9 42	9 42	12 35		3 01	4 56
127	Eugene (918 Pearl St.).....	a 10 31		12 45	2 15	3 15	4 15		5 15	7 15	7 45	9 35	9 35	a 10 20	a 1 01		a 3 25	a 5 20
139	Creswell (Wyatt's Store).....	11 14		1 24		3 57	4 13		6 02	7 02	8 54		10 44	f 1 39			4 04	5 59
148	Cottage Grove (802 Main St.)..	11 27		1 37		4 13	4 49		6 18	7 18	9 07		10 57	f 1 52			4 17	6 13
168	Drain (Casper's Conf'y).....	11 56		2 07		4 41	4 49		6 47	7 47	9 37		11 27	2 21			4 45	6 41
172	Yoncalla (Roberts).....	12 04		2 14		4 49	4 49		6 57	7 57	9 44		11 34	f 2 28			4 53	6 49
186	Oakland (Oakland Service St'n.)	12 28		2 38		5 13	5 13		7 21	8 21	10 08		11 58	f 2 52			5 17	7 13
189	Sutherlin (Ben's Cafe).....	12 33		2 43		5 18	5 18		7 26	8 26	10 13		12 03	f 2 57			5 22	7 18
202	Roseburg (Hotel Valley).....	12 55		3 05		5 40	5 40		7 50	8 50	10 35		12 25	a 3 19	▲331		5 44	7 39
223	Myrtle Creek (M. C. Drug Co.)	a 3 47		1 37		6 43	6 43		8 53	9 53	11 19		1 08	4 03			6 48	8 42
282	Grants Pass (Bus Depot).....	a 3 47		1 37		6 43	6 43		8 53	9 53	11 19		1 08	4 03			6 48	8 42
292	Rogue River (Bridge Cafe).....	f 4 13		1 43		8 30	8 30		10 40	11 40	1 09		2 58	a 5 53	6 30	8 38	a 10 34	
300	Gold Hill (Gold Hill Garage)...	f 4 27		1 57		9 14	9 14		11 24	12 24	1 35		3 24	f 6 19	6 45	8 49	11 00	
310	Central Point (Ross & Ross)...	4 43		2 03		9 30	9 30		11 40	12 40	1 48		3 37	f 6 33	7 09	9 04	11 14	
314	Medford (Hotel Jackson).....	4 53		2 13		10 23	10 23		12 33	1 33	2 02		3 52	f 6 49	7 25	9 18	11 29	
326	Ashland (101 Main St.).....	5 48		2 48		11 23	11 23		1 33	2 33	2 11		4 02	f 6 59	7 35	9 43	a 11 39	
354	Hornbrook (Hornbrook St. St'n.)	f 6 48		3 08		12 25	12 25		2 35	3 35	2 53		4 43	f 7 55	8 14	10 19	12 19	
368	Yreka (117 No. Main St.).....	7 12		3 32		1 47	1 47		3 57	4 57	3 53		5 43	f 8 54	9 15	11 19	1 19	
397	Weed (Weed Hotel).....	f 7 59		4 19		2 25	2 25		4 35	5 35	4 17		6 07	9 18	9 40	11 43	1 43	
407	Mt. Shasta (Walnut & Alma Sts.)	f 8 28		4 48		3 13	3 13		5 23	6 23	5 29		6 50	a 10 11	10 32	12 25	2 25	
416	Dunsmuir (Weed Hotel).....	8 44		5 04		4 29	4 29		6 39	7 39	6 44		7 38	f 10 30	10 55	1 14	3 14	

(Rail Tickets Honored)
Reference Notes

Note.—Stops shown are Bus Terminals unless otherwise noted.

Southern Pacific rail tickets are good on Buses operating on schedules shown.

All PM time in dark faced figures.

All service daily unless otherwise noted.

†—Daily except Sundays.
‡—Daily except Sundays and holidays.

—Rest stop.

b—Oregon Motor Stages.

e—Limited schedule. No local passengers handled except between points where schedule time is shown.

f—Flag stop to entrain or detrain passengers.

▲—Pacific Greyhound.

||—Meal stop.

NORTHBOUND—DUNSMUIR - ASHLAND - MEDFORD - ROSEBURG - EUGENE - ALBANY - SALEM - PORTLAND

Mis.		▲310	▲326	▲300	▲312	▲40	▲44	▲88	▲70	▲304	▲52	▲320	▲54	▲64	▲60	▲56	▲340	▲306
0	Dunsmuir (Weed Hotel).....	4 06	6 56									1 51					6 00	6 56
3	Mt. Shasta (Walnut & Alma Sts.)	4 22	7 12									2 07					6 18	7 12
19	Weed (Weed Hotel).....	a 4 51	a 7 40									2 36					6 41	8 00
48	Yreka (117 No. Main St.).....	e 5 33	e 8 22									3 18					7 43	8 42
90	Hornbrook (Hornbrook Svc. St'n.)	e 5 57	e 8 46									3 42					8 09	9 06
90	Ashland (101 Main St.).....	e 6 47	e 9 36									4 32		6 20			9 07	9 56
102	Medford (Hotel Jackson).....	7 55	10 15									5 10		7 00			9 50	10 35
106	Central Point (Ross & Ross)...	8 05	10 25									5 20		7 10			10 10	10 45
115	Gold Hill (Gold Hill Garage)...	8 20	10 40									5 36		7 26			10 17	11 05
124	Rogue River (Bridge Cafe).....	e 8 53	e 10 53									5 50		7 40			10 32	11 15
134	Grants Pass (Bus Depot).....	a 9 01	a 11 16									6 37		a 8 06			10 50	11 41
192	Myrtle Creek (M. C. Drug Co.)	10 49	1 08									6 37		a 8 06			10 50	11 41
217	Roseburg (Valley Hotel).....	a 11 36	a 1 51								9 10	9 30		a 10 40				1 32
227	Sutherlin (Ben's Cafe).....	11 57	2 12								9 34	9 33		11 03				2 57
229	Oakland (Oakland Service St'n.)	12 02	2 17								9 39	9 40		11 08				3 02
244	Yoncalla (Roberts).....	12 26	2 41			6 20	8 11				10 03	10 04		11 32				3 26
250	Drain (Casper's Conf'y).....	12 33	2 48								10 16	10 46		11 40				3 33
267	Cottage Grove (802 Main St.)..	1 14	3 30								10 46	10 46		12 09				4 03
276	Creswell (Wyatt's Store).....	1 30	3 46								11 02	11 02		12 09				4 16
282	Eugene (918 Pearl St.).....	12 50	1 50	4 15	5 30	6 55				12 20	11 45	12 01		12 25		3 35		4 56
303	Junction City (Motor Coach Ter.)	1 14	2 14	4 40	5 53	7 21	8 36			12 43	12 11	12 26		1 26		4 01		5 20
311	Monroe (Utterback's Conf'y)....	2 09	3 09	5 30		7 36	8 51				12 26	12 41		2 06		4 16		5 35
328	Corvallis (Bus Terminal).....	2 23	3 23	5 50		8 52	10 07				1 01	1 15		2 06		4 51		6 10
339	Albany (216 W. 2nd St.).....	2 24	3 01	5 51	6 42	8 41	9 52			1 32	1 32	1 36		2 06		5 29		6 31
348	Jefferson (2d & Church).....	2 38	f 3 15	f 6 05	6 56	8 58	8 49			f 1 46	1 46	1 50		2 06		5 29		6 31
365	Salem (Bus Term.).....	a 3 25	a 3 55	a 6 45	a 7 35	a 7 40	a 9 30	11 00	1 00	2 25	2 20	2 30	3 00	a 4 00	5 15	a 6 10	7 00	8 26
374	Brooks (Ramp's).....	f 4 11	e	e	e	9 49	11 19	1 19	1 19	2 40	2 30	2 40	3 00	a 4 19	5 34	a 6 29	7 19	
379	Gervais (Bonn's Service St'n.)..	f 4 23	e	e	e	10 08	11 28	1 28	1 28	2 48	2 48	2 58	3 00	a 4 28	5 43	a 6 38	7 28	
382	Woodburn (1111 Young St.)....	3 57	f 4 23	e	e	8 13	10 03	11 33	1 33	e	e	e	3 33	a 4 53	6 09	6 43	7 53	
394	Canby (Kozy Korner Conf'y)....	4 16	4 42	e	e	8 34	10 24	11 54	1 54	e	e	e	3 54	a 5 14	6 26	7 04	8 11	
402	Oregon City (211-7th St.).....	4 22	4 57	7 48		8 51	10 41	12 11	2 11	e	e	e	4 11	5 11	6 26	7 04	8 11	
416	Portland (509 SW Taylor).....	5 00	5 25	8 15	9 05	9 20	11 10	12 40	2 40	3 55	4 00	4 00	4 40	5 40	6 55	7 50	8 40	8 55

NORTHWESTERN PACIFIC RAILROAD

SAN FRANCISCO - SAN RAFAEL - PETALUMA - SANTA ROSA - UKIAH - WILLITS - EUREKA

4 Daily	Miles	(A) Table 126	Elev	3 Daily
▲7:10	0	Lv San Francisco (Sansone & Sac'to Sts.) P.G.L. Bus Ar	6	▲8:45
▲7:55	17	Ar San Rafael P.G.L. Bus Lv	5	▲8:00
8:00	17	Lv San Rafael N.W.P.R.R. Ar	5	7:55
f	24	" Hamilton Field " " " "	21	7:33
8:33	28	" Novato " " " "	12	7:33
9:10	39	" Petaluma " " " "	9	7:12
9:40	54	Ar Santa Rosa Lv	150	6:32
9:50	54	Lv Santa Rosa Ar	150	6:22
f10:00	59	" Fulton " " " "	132	6:13
10:24	68	" Healdsburg " " " "	101	5:51
f10:37	76	" Geyserville " " " "	206	5:30
10:52	85	" Cloverdale " " " "	315	5:10
11:31	100	" Hopland " " " "	488	4:25
12:16	114	" Ukiah " " " "	610	3:51
f	131	" Ridge " " " "	1913	2:48
1:28	140	Ar Willits (128) Lv	1365	2:20
1:43	140	Lv Willits Ar	1365	2:03
f2:17	153	" Longvale " " " "	1164	1:29
2:56	167	" Dos Rios " " " "	924	12:48
5:01	209	" Alderpoint " " " "	341	10:35
6:19	237	" South Fork " " " "	169	9:07
7:08	256	" Scotia " " " "	101	8:20
7:35	266	" Fortuna " " " "	53	7:48
7:44	269	" Fernbridge " " " "	35	7:40
f7:51	271	" Loleta " " " "	56	7:33
8:25	284	Ar Eureka, Calif. N.W.P.R.R. Lv	9	7:00

TRAINS 3 AND 4

Standard Sleeper; San Rafael and Eureka. (Sections, Drawing-Room, Compartments.)
Reclining Chair Car: San Rafael and Eureka.
Tickets honored: All classes.

		Table 127		EUREKA, CRESCENT CITY, COOS BAY, PORTLAND	
▲	Mis.	Pacific Greyhound Bus (Rail Tickets not Honored)	▲ Elev	▲	
*10:00	0	Lv Eureka, Calif. (126) P.G.L. Bus Ar	9	3:53	
1:01	88	" Crescent City, Calif. " Ar	9	12:52	
3:17	153	" Gold Beach, Ore. " " "	20	10:46	
4:17	186	" Port Orford " " "	30	9:34	
5:07	213	" Bandon " " "	9	8:41	
5:43	231	" Coquille " " "	24	8:04	
6:19	250	Ar Coos Bay P.G.L. Bus Lv	7	*7:20	
333-		Southern Pacific		329-	
	330			334	
*7:30	0	Lv Coos Bay S.P. Rail Ar	7	7:00	
7:42	3	" North Bend " " "	7	6:35	
12:30	122	Ar Eugene Lv	426	1:00	
3:00	122	Lv Eugene Ar	426	11:27	
7:25	245	Ar Portland, Ore. S.P. Rail Lv	30	*7:00	

		Table 128		WILLITS AND FORT BRAGG	
Via California Western R. R. & Navigation Co. (Daily Motor Car)					
▲	Mis.		▲ Elev	▲	
*2:05	7:00	0 Lv Willits, Calif. (128) Ar	1365	12:01	7:31
f2:50	7:50	16 " Irmulco " " "	408	11:05	f6:35
3:00	8:00	19 " Northspur " " "	322	10:55	6:26
f3:04	8:04	20 " Olde Camp Seven " " "	300	10:52	f6:22
3:05	8:05	21 " Camp Marwedel " " "	295	10:51	f6:21
4:00	9:00	40 Ar Fort Bragg, Calif. Lv	80	*10:00	c5:30

		Table 129		VIA REDWOOD EMPIRE - BY RAIL AND MOTOR COACH - BETWEEN PORTLAND - GRANTS PASS - EUREKA - SAN FRANCISCO	
Side trip is available on most through tickets over Southern Pacific's Shasta Route between Portland, Ore., and San Francisco for \$2.65 (Federal Tax Extra) additional fare. Trip may be made either southbound or northbound.					
Northbound		—Daily Service—		Southbound	
▲7:10	0	Lv San Francisco, Calif. P.G.L. Bus Ar	▲8:45		
▲7:55	17	Ar San Rafael P.G.L. Bus Lv	▲8:00		
8:00	17	Lv San Rafael N.W.P.R.R. Ar	7:55		
8:25	284	Ar Eureka N.W.P.R.R. Lv	7:00		
10:00	0	Lv Eureka P.G.L. Bus Ar	▲3:53		
10:14	8	" Arcata " " " "	3:36		
10:43	25	" Trinidad " " " "	3:10		
11:23	47	" Orick " " " "	2:27		
12:31	88	Ar Crescent City " " Lv	1:22		
2:30	88	Lv Crescent City, Calif. " " Ar	12:50		
3:14	115	" Patrick's Creek Tavern, Ore. " " "	12:01		
4:14	145	Ar Oregon Caves Junction P.G.L. Bus Lv	11:01		
4	165	Ar Oregon Caves Ore. Caves Stages Lv	♦		
♦	♦	Lv Oregon Caves Ore. Caves Stages Ar	♦		
4:25	145	Lv Oregon Caves Junction P.G.L. Bus Ar	10:50		
▲5:15	175	Ar Grants Pass P.G.L. Bus Lv	10:00		
No.330		No.329			
7:43	0	Lv Grants Pass S.P. Rail Ar	7:20		
2:37	173	Ar Eugene " " Lv	11:50		
7:25	297	Ar Portland, Ore. S.P. Rail Lv	*7:00		

TRAIN 330—ROGUE RIVER—TRAIN 329

Standard Sleeper: Ashland and Portland. (Sections, Drawing-Room.)
(Pullman space from Ashland held by Agent Medford.)
Eugene and Portland. (Sections, Drawing-Room.) (Enroute to and from Coos Bay.)
Coaches: Ashland, Grants Pass and Portland. Coos Bay and Eugene.
All-Day Lunch Car: Ashland and Portland. Tickets Honored: All Classes.

50% SLASH IN REDWOOD EMPIRE TOUR FARE CUT FROM \$5.35 TO \$2.65

Convenient OVERNIGHT PULLMAN between SAN RAFAEL and EUREKA (bus connection to and from San Francisco)

Northwestern Pacific overnight train now carries a standard Pullman car with lower and upper berths, two compartments and a drawing room. This convenient, time-saving service is available every night.

▲—Northwestern Pacific Railroad Co. operates only between San Rafael and Eureka. Passengers will be carried on Pacific Greyhound Bus between San Francisco (Bus Terminal, Sansone and Sacramento Sts.) and San Rafael, where connection is made with N. W. P. R. R.
▲—All PM time in dark faced figures.
▲—Pacific Greyhound Bus.
♦—Daily.
b—Saturday only } Daily through months July and August.
c—Friday only
★—Regularly assigned cars are air-conditioned.
f—Flag stop to entrain or detrain passengers.
♦—Service suspended.

CHECK YOUR BAGGAGE A DAY IN ADVANCE

Your personal baggage should be checked AT LEAST one day in advance of your departure. Because of unusually heavy passenger travel, prompt handling of baggage cannot be guaranteed. Therefore, to lessen the chance of disappointment at your destination because of delayed arrival of your baggage, it should be checked one day or more in advance. Mark each piece of baggage with your name and address.

COAST LINE

SAN FRANCISCO - SANTA BARBARA - LOS ANGELES - DEL MONTE - MONTEREY - PACIFIC GROVE

NORTHBOUND	71	99	97	69	75	75-73
Lv Los Angeles., (Un. Sta.)	* 6 00	* 8 15	* 12 15	* 7 55	* 9 00	* 9 00
Lv Glendale (k)	6 20	8 33	12 33	8 15	9 22	9 22
Lv Ventura	8 46			9 58	10 55	10 55
Lv Santa Barbara	10 00	10 35	2 32	10 55	11 44	11 44
Lv San Luis Obispo	1 50	12 53	4 52	2 00	2 40	2 40
Lv Salinas	5 55	3 37	7 35	5 15	5 42	5 42
Lv Watsonville Junction	9 40		7 58	5 50	6 20	6 20
Ar San Jose	7 55	4 58	8 56	6 58	7 25	7 25
Lv San Jose		5 05	9 03	7 47		7 47
Ar Fruitvale		5 58		8 50		8 50
Ar Oakland (1st St.)		6 10		9 05		9 05
Ar Oakland Pier		6 20	10 40	9 20		9 20
Ar San Francisco (Mkt. St.)		6 50		9 50		9 50
Lv San Jose	8 10	5 03	8 58	7 18	7 45	
Ar Palo Alto	8 37			7 45	8 09	
Ar Burlingame	9 01			8 14	8 29	
Ar San Francisco (3rd St.)	9 30	6 00	9 55	8 45	9 00	
Santa Fe Ry.						
Lv San Diego	* 7 30	* 11 30	* 11 45	* 3 45	* 7 00	
Ar Los Angeles (Un. Sta.)	10 15	2 15	4 00	6 30	9 45	

(A) Table 131

ADVANCE RESERVATIONS ON THE DAYLIGHTS

All seats are numbered on the Morning Daylight (Trains 98 and 99), and the Noon Daylight (Trains 96 and 97), and should be reserved in advance.

SOUTHBOUND	98	72	96	70	76	74-76
Lv San Francisco (3rd St.)	* 8 15	* 8 20	* 12 15	* 7 00	* 9 00	
Lv Burlingame		8 45		* 7 21	* 9 23	
Lv Palo Alto		9 05		* 7 39	* 9 42	
Ar San Jose	9 08	9 30	1 06	8 05	10 03	
Lv San Francisco (Mkt. St.)	* 7 00	* 7 00				* 8 00
Lv Oakland Pier	7 25	7 25	* 11 00			8 28
Lv Oakland (1st St.)	7 41	7 41				8 43
Lv Fruitvale	7 48	7 48				8 50
Ar San Jose	8 45	8 45	* 12 50			9 50
Lv San Jose	9 12	9 45	1 08	8 15	10 12	10 12
Lv Watsonville Junction		11 15	2 05	9 35	11 25	11 25
Lv Salinas	10 35	11 59	2 30	10 05	11 55	11 55
Lv San Luis Obispo	1 20	4 10	5 14	1 30	3 11	3 11
Ar Santa Barbara	3 37	8 10	7 30	5 00	5 58	5 58
Ar Ventura		9 20		5 54	6 56	6 56
Ar Glendale (k)	5 40	11 40	9 36	7 38	8 42	8 42
Ar Los Angeles. (Un. Sta.)	6 00	12 01	9 55	8 00	9 00	9 00
Santa Fe Ry.						
Lv Los Angeles (Un. Sta.)	* 12 30	* 7 45	* 11 30	* 3 15	* 8 00	
Ar San Diego	5 15	10 30	2 15	6 00	10 45	

NO. 97 NOON DAYLIGHT (STREAMLINED). DAILY. NO. 99 MORNING DAYLIGHT (STREAMLINED). DAILY.

Streamlined Air-Conditioned Train. All seats should be reserved in advance. Passenger Agent and Porter service. Radio. Chair Cars, Coffee Shop Car, Diner, Tavern Car, Parlor-Observation Car. (Railroad Owned). Tickets Honored: Ask Agents.

NO. 71 DAILY.

Coaches: Los Angeles to San Francisco.

NO. 69 COASTER. DAILY.

Full Lounge Car: ★ Los Angeles to San Francisco. (For Pullman Passengers.)
Standard Sleepers: ★ Los Angeles to San Francisco. (Sections, Drawing-Room, Compartments, Single Bedrooms).
Tourist Sleepers: ★ Los Angeles to San Francisco.
Coaches: Los Angeles to San Francisco.
News Agent Car: Los Angeles to San Francisco. (Sandwiches, Coffee, etc.)
Dining Car: ★ Los Angeles to San Francisco.
Tickets Honored: Ask Agents.

NO. 75 LARK (STREAMLINED). DAILY.

Full Lounge Car: ★ Los Angeles to San Francisco. (Radio)
Standard Sleepers: ★ Los Angeles to San Francisco. (Drawing-Rooms, Compartments, Bedrooms, Roomettes, Sections).
Dining Car: ★ (For Dinner and Breakfast).
Tickets Honored: Ask Agents.

NO. 75-73 OAKLAND LARK (STREAMLINED). DAILY.

Standard Sleeper: ★ Los Angeles to Oakland Pier. (Sections, Bedrooms, Roomettes, Drawing-Room, Compartment).
Cafe-Lounge Sleeper: ★ Los Angeles to Oakland Pier. (Dinner and Breakfast Service).
Coach: San Jose to Oakland Pier.
Tickets Honored: Ask Agents.

NO. 96 NOON DAYLIGHT (STREAMLINED). DAILY. NO. 98 MORNING DAYLIGHT (STREAMLINED). DAILY.

Streamlined Air-Conditioned Train. All seats should be reserved in advance. Passenger Agent and Porter service. Radio. Chair Cars, Coffee Shop Car, Diner, Tavern Car, Parlor-Observation Car. (Railroad Owned). Tickets Honored: Ask Agents.

NO. 72 DAILY.

Coaches: San Francisco to Los Angeles.

NO. 70 COASTER. DAILY.

(No local passengers carried between San Francisco and San Jose)

Full Lounge Car: ★ San Francisco to Los Angeles. (For Pullman Passengers).
Standard Sleepers: ★ San Francisco to Los Angeles. (Sections, Drawing-Room, Compartments, Single Bedrooms).
Tourist Sleepers: ★ San Francisco to Los Angeles.
Coaches: San Francisco to Los Angeles.
News Agent Car: San Francisco to Los Angeles. (Sandwiches, Coffee, etc.)
Dining Car: ★ San Francisco to Los Angeles.
Tickets Honored: Ask Agents.

NO. 76 LARK (STREAMLINED). DAILY.

Full Lounge Car: ★ San Francisco to Los Angeles. (Radio)
Standard Sleepers: ★ San Francisco to Los Angeles. (Drawing-Rooms, Compartments, Bedrooms, Roomettes, Sections).
Dining Car: ★ (For Dinner and Breakfast).
Tickets Honored: Ask Agents.

NO. 74-76 OAKLAND LARK (STREAMLINED). DAILY.

Standard Sleeper: ★ Oakland Pier to Los Angeles. (Sections, Bedrooms, Roomettes, Drawing-Room, Compartment).
Cafe-Lounge Sleeper: ★ (Dinner and Breakfast Service): Oakland Pier to Los Angeles.
Coach: Oakland Pier to San Jose only.
Tickets Honored: Ask Agents.

San Francisco, San Jose, Del Monte, Pacific Grove

No. 78 Coaches and Smoker: ★ Parlor-Buffer Car: (Railroad Owned.) No. 77.

READ DOWN				READ UP			
Train	Del Monte	Daylight	Daylight	Train	Bus & Daylight	Bus & Daylight	Mis.
70 & Bus	78	96 & Bus	98 & Bus	77	97	99	
* 7 00	* 4 00	* 12 15	* 8 15	Lv San Francisco (3rd St.)	Ar 10 35	9 55	6 00
7 21	4 17		16	Lv Burlingame	Ar 10 10		
7 39	4 37		30	Lv Palo Alto	Ar 9 49		
8 15	5 06	1 08	9 12	Lv San Jose	Ar 9 25	8 56	4 58
9 35	6 10	2 05		Lv Watsonville Jet.	Ar 8 23	7 58	
	6 23		107	Ar Castroville	Lv 8 06		
	6 25		107	Ar Castroville	Lv 8 03		
10 05	6 42	2 30	10 35	Ar Salinas	Lv 7 43	7 35	3 37
10 10		2 40	10 40	Ar Salinas	Lv 7 30	7 30	3 20
	6 40		115	Ar Ord (Fort Ord)	Lv 7 46		
10 50	6 54	3 20	11 25	Ar Del Monte	Lv 7 37	6 55	2 45
10 53	6 57	3 28	11 28	Ar Monterey	Lv 7 35	6 45	2 38
11 10	7 05	3 45	11 45	Ar Pacific Grove	Lv 7 25	6 25	2 20

All PM time in dark face figures.
★—Regularly assigned cars are air-conditioned.
*—Daily. —On call service.
▲—Pacific Greyhound Bus. (To and from S.P. Stations. Rail tickets honored.)
▲—No local passengers carried between San Francisco and San Jose.

Los Angeles, Santa Barbara, Del Monte, Monterey, Pacific Grove

READ DOWN				READ UP			
Train	Daylight	Daylight	Mis.	Train	Bus & Daylight	Bus & Daylight	Mis.
75 & Bus	97 & Bus	99 & Bus		76	76	96	
* 9 00	* 7 55	* 12 15	* 8 15	Lv Los Angeles	Ar 8 00	* 9 00	* 6 00
9 22	8 15	12 33	8 33	Lv Glendale (k)	Ar 7 38	8 42	5 40
	9 46			Lv Oxnard	Ar 6 08		
10 55	9 58			Lv Ventura	Ar 5 54	6 56	
11 44	10 55	2 32	10 35	Lv Santa Barbara	Ar 5 00	5 58	3 37
2 40	2 00	4 52	12 53	Lv San Luis Obispo	Ar 1 30	3 11	1 20
	3 11			Lv Paso Robles	Ar 12 01		
5 42	5 15	7 35	3 37	Ar Salinas	Lv 10 05	11 55	10 35
5 50	5 50	7 40	3 45	Lv Salinas	Ar 10 00	11 25	10 16
	3 00	3 20	4 25	Ar Ord (Fort Ord)	Lv		
6 30	6 30	8 20	4 25	Ar Del Monte	Lv 9 25	10 50	9 41
6 33	6 33	8 23	4 33	Ar Monterey	Lv 9 15	10 43	9 30
6 50	6 50	8 40	4 50	Ar Pacific Grove	Lv 8 55	10 25	9 10
				Ar Asilomar	Lv		

▲—Stops on flag to entrain pay passengers for Salinas or beyond.
f—Flag stop to entrain or detrain passengers.
h—Stops on flag to entrain pay passengers for Gilroy or beyond.
k—Gateway to Hollywood, Beverly Hills, Santa Monica and Pasadena. Taxi service available.
p—Stops to entrain Standard Sleeping Car passengers.
z—Frequent Pacific Greyhound Bus Service between Salinas, (P.G.L. Station) Monterey and Fort Ord. Rail tickets honored.

COAST LINE

SAN FRANCISCO - OAKLAND - SAN JOSE - SALINAS - SANTA BARBARA - VENTURA - LOS ANGELES

SOUTHBOUND

ELEV.	Table 134 (A)	MILES	Morning Daylight		L.A. Passenger		Noon Daylight		Coaster		Oakland Lark		S. F. Lark		Del Monte	
			No. 98 Daily	No. 72 Daily	No. 72 Daily	No. 96 Daily	No. 70 Daily	No. 74 Daily	No. 76 Daily	No. 78 Daily	No. 76 Daily	No. 78 Daily	No. 76 Daily	No. 78 Daily		
8	Lv San Francisco (3rd St.)	0	8 15	8 20	12 15	7:00						9 00	4 00			
25	" Burlingame	16		8 45		7:21						9 23	4 17			
22	" San Mateo	18		8 48												
9	" Redwood City	25		8 56												
59	" Palo Alto	30		9 05		7:39						9 42	4 37			
86	Ar San Jose	47	9 08	9 30	1 06	8:05						10 03	4 53			
			No. 250 Bus		No. 74		No. 76		No. 78		No. 76		No. 78			
6	Lv San Francisco (Market St.)	0		7 00								8 00				
14	" Oakland Pier	4		7 25		11:00						8 28				
14	" Oakland (First St.)	7		7 41								8 43				
34	" Fruitvale	10		7 48								8 50				
86	Ar San Jose	47		8 45		12 50						9 50				
			No. 98		No. 72		No. 96		No. 70		No. 76		No. 78			
86	Lv San Jose	47	9 12	9 45	1 08	8 15	10 12	10 12	10 12	5 06						
243	" Morganhill	67		10 11												
283	" San Martin	71		10 25		9 01										
192	" Gilroy (138)	77		10 34												
136	" Sargent	83		11 00		2 04	9 28	11 17	11 17	6 08						
94	" Aromas	91		11 00		2 05	9 35	11 25	11 25	6 10						
21	Ar Watsonville Junction	97		11 15		2 06	9 35	11 25	11 25	6 10						
21	Lv Watsonville Junction	97		11 31												
18	Ar Castroville (132, 133)	107		11 31												
18	Lv Castroville	107		11 31												
43	Lv Salinas (132, 133)	114	10 35	11 59	2 30	10 05	11 55	11 55	11 55	6 42						
102	" Chualar	125		12 17												
126	" Gonzales	131		12 24												
182	" Soledad	140		12 24												
233	" Metz	148		12 50												
333	" King City	163		1 06		10 57										
398	" San Lucas	169		1 16												
454	" San Ardo	179		1 29												
539	" Bradley	192		1 46												
616	" San Miguel	203		1 59												
722	" Paso Robles	212		2 32		11 46										
774	" Templeton	223		2 40		12 01										
832	" Atascadero	218		3 51												
995	" Santa Margarita	232		4 10		12 31										
239	Ar San Luis Obispo	248	1 17	5 55	5 11	1 20	3 02	3 02	3 02	6 40						
239	Lv San Luis Obispo	248	1 20	4 10	5 14	1 30	3 11	3 11	3 11	6 51						
36	" Pismo	259		4 47												
19	" Oceano	262		4 55												
80	" Guadalupe (144)	273		5 21		2 35										
283	" Casimla	284		5 39												
210	" Tangair	293		5 53												
49	" Surf (146)	299		6 25		3 18										
203	" Arlight	307		7 02												
108	" Concepcion	321		7 21												
94	" Gaviota	336		7 40												
94	" Naples	351		7 51												
37	" Goleta	359		8 10												
7	Ar Santa Barbara	367	3 37	8 10	7 30	5 00	5 58	5 58	5 58							
7	Lv Santa Barbara	367	3 42	8 25	7 33	5 10	6 10	6 10	6 10							
7	" Carpinteria	377		8 44												
43	" Ventura (145, 147)	394		9 20		5 54	6 56	6 56	6 56							
90	" Montalvo	399		9 46												
45	" Oxnard	404		10 10		6 08										
140	" Camarillo	413		10 30		6 18										
508	" Moorpark	423		10 50												
963	" Santa Susana	434		11 10												
1119	" Hasson	437		11 03												
952	" Chatsworth	442		11 03												
808	" Northridge	446		11 10												
555	" Burbank	459		11 28												
425	" Glendale (p)	464	5 40	11 40	9 36	7 38	8 42	8 42	8 42							
293	Ar Los Angeles (Un.Sta.)	470	6 00	12 01	9 55	8 00	9 00	9 00	9 00							

NORTHBOUND

Table 134 (B)	MILES	S.F. Passenger		Morning Daylight		Noon Daylight		Coaster		S.F. Lark		Oakland Lark	
		No. 71 Daily	No. 99 Daily	No. 97 Daily	No. 69 Daily	No. 75 Daily	No. 73 Daily	No. 77 Daily					
Lv Los Angeles (Un. Sta.)	0	6 00	8 15	12 15	7 55	9 00	9 00						
" Glendale (p)	6	6 20	8 33	12 33	8 15	9 22	9 22						
" Burbank	11	6 32											
" Northridge	24	6 48											
" Chatsworth	28	7 03											
" Hasson	33	7 22											
" Santa Susana	36	7 28											
" Moorpark	47	7 54											
" Camarillo	57	8 10											
" Oxnard	66	8 29				9 46							
" Montalvo	71	8 35											
" Ventura (145, 147)	76	8 46				9 58	10 55	10 55					
" Carpinteria	83	9 23											
Ar Santa Barbara	103	9 45	10 30	2 28	10 45	11 37	11 37						
Lv Santa Barbara	103	10 00	10 30	2 32	10 55	11 44	11 44						
" Goleta	111	10 16											
" Naples	119	10 25											
" Gaviota	135	10 48											
" Concepcion	149	11 06											
" Arlight	163												
" Surf (146)	171	12 05			12 31								
" Tangair	177												
" Casimla	186	12 26											
" Guadalupe (144)	197	12 53			1 12								
" Oceano	208	1 09											
" Pismo	211	1 10											
Ar San Luis Obispo	222	1 35	12 50	4 47	1 50	2 28	2 40						
Lv San Luis Obispo	222	1 50	12 52	4 52	2 00	2 40							
" Santa Margarita	238	2 32			2 46								
" Atascadero	247	2 45											
" Templeton	252	2 55											
" Paso Robles	258	3 05			3 11								
" San Miguel	267	3 15			3 22								
" Bradley	276	4 08											
" San Ardo	291	4 49											
" San Lucas	302	4 20											
" King City	310	4 47			4 16								
" Metz	322	4 47											
" Soledad	330	5 01											
" Gonzales	339	5 11											
" Chualar	345	5 20											
" Salinas (132, 133)	356	5 55	3 37	7 35	5 15								

COAST LINE

SAN FRANCISCO - LOS GATOS - SANTA CRUZ • SANTA CRUZ - SANTA BARBARA - LOS ANGELES

(A) San Francisco, San Jose, Los Gatos, Santa Cruz

Train No. 144 & Bus	Train 132	Train No. 78 & Bus	Train 170	Train No. 72 & Bus	Train No. 112 & Bus	Mls.	Table 136		Train 129	Bus & Train No. 135	Bus & Train No. 167	Bus & Train No. 149	Bus & Train No. 155
* 5 35	6 17	* 4 00	h 1 00	* 8 20	* 7 00	0	Lv San Francisco (3rd St.)	Ar	b 8 20	b 9 30	h 10 10	* 6 45	* 10 40
6 01	6 04	6 18	h 1 24	8 45	7 33	16	" Burlingame	Ar	7 53	8 59	9 42	6 13	10 07
6 31	6 31	6 56	h 1 38	8 56	7 37	18	" San Mateo	Ar	7 43	8 40	9 24	6 08	10 03
6 35	6 35	6 00	h 1 48	9 05	8 02	25	" Redwood City	Ar	7 33	8 30	9 16	6 54	9 49
6 55	6 55	4 59	h 1 52	9 30	8 07	32	" Palo Alto	Ar	7 33	8 26	9 13	6 44	9 39
					8 14	36	California Ave. (164, 165)	Lv		8 20	9 07	6 39	9 34
					8 35	47	Mountain View	Lv		8 03	8 50	6 32	9 27
					7 00	0	Ar San Jose	Lv				6 15	9 10
					7 25	4	Lv San Francisco (Mkt. St.)	Ar				6 50	
					7 41	4	" Oakland Pier	Ar				6 20	
					7 48	7	" Oakland (1st St.)	Ar				6 10	
					8 45	10	" Fruitvale	Ar				5 58	
					9 55	47	Ar San Jose	Lv				5 05	
					10 08	51	Lv San Jose (S.P. Station)	Ar		7 50	8 30	4 50	9 03
					10 35	51	Lv Campbell	Ar		8 17	8 17	4 34	8 47
					9 20	32	Lv California Ave.	Ar	7 26	7 17	7 17		
					9 30	32	" Los Altos	Ar	7 04	6 51	6 51		
					10 04	41	" Monta Vista	Ar	7 19	8 01	8 01	4 22	8 20
					9 30	48	" Vasona Junction	Ar	7 19	8 01	8 01	4 12	8 20
					10 04	51	Ar Los Gatos (S.P. Station)	Lv	6 45	7 37	7 37	3 41	7 51
					9 30	51	Lv Los Gatos (S.P. Station)	Ar				3 30	7 40
					10 04	69	Ar Camp Evers (137)	Lv				3 41	7 51
					10 05	0	Lv Camp Evers	Ar				3 41	7 51
					10 11	2	Ar Mt. Hermon (137)	Lv				3 30	7 40
					10 15	3	Ar Felton (137)	Lv				3 30	7 40
					10 35	3	Ar Boulder Creek (137)	Lv				3 30	7 40
					10 04	69	Lv Camp Evers	Ar				3 41	7 51
					10 15	76	Ar Santa Cruz (PGL Sta.)	Lv				3 30	7 40
					11 30	76	Ar Santa Cruz (S.P. Station)	Lv				3 30	7 40

(B) Table 137 San Jose, Los Gatos, Santa Cruz (Peerless Stages) Daily

Lv San Jose (S.P.)	7 00	8 55	9 55	11 05	1 20	3 25	5 05	7 00	9 20
Ar Los Gatos (S.P.)	7 30	9 20	10 35	11 35	1 50	3 50	5 45	7 25	9 49
Ar Camp Evers (P.G.L.)	8 09	10 10	11 09	12 19	2 34	4 34	6 17	8 04	10 19
Ar Santa Cruz (P.G.L.)	8 20	10 15	11 20	12 30	2 45	4 45	6 28	8 15	10 30
Ar Santa Cruz (S.P.)			11 30				6 38		
Lv Santa Cruz (S.P.)	b 6 30	7 15				2 05		7 30	
Lv Santa Cruz (P.G.L.)	6 40	7 25	9 05	10 45	12 30	2 15	3 30	5 30	7 40
Lv Camp Evers (P.G.L.)	6 52	7 37	9 16	10 56	12 41	2 26	3 41	5 41	7 51
Ar Los Gatos (S.P.)	7 19	8 01	9 55	11 37	1 20	3 02	4 22	6 15	8 20
Ar San Jose (S.P.)	b 7 50	8 30	10 25	12 10	1 47	3 30	4 50	6 45	9 03

(C) Table 138 Santa Cruz, Mt. Hermon, Boulder Creek (Rail Tickets Honored) Pacific Greyhound Bus (Daily)

10 40	7 40	4 25	2 40	1 10	9 45	Lv Santa Cruz	Ar	7 40	9 30	11 40	2 40	4 15	5 55	10 35
10 54	7 54	4 39	2 54	1 24	10 00	Ar Camp Evers	Lv	7 25	9 15	11 25	2 25		5 40	10 20
10 55	7 55	4 40	2 55	1 25	10 05	Lv Camp Evers	Ar	7 24	9 14	11 24	2 24		5 39	10 19
11 01	8 01	4 46	3 01	1 31	10 11	Ar Mt. Hermon	Lv	7 18	9 08	11 18	2 18		5 35	10 13
11 05	8 05	4 50	3 05	1 35	10 15	Ar Felton	Lv	7 14	9 04	11 14	2 14	3 49	5 29	10 09
11 11	8 11	4 56	3 11	1 41	10 21	Ar Mt. Lomond	Lv	7 08	8 58	11 08	2 08	3 43	5 23	10 03
11 17	8 17	5 02	3 17	1 47	10 27	Ar Brookdale	Lv	7 02	8 52	11 02	2 02	3 37	5 17	9 57
11 25	8 25	5 10	3 25	1 55	10 35	Ar Boulder Creek	Lv	6 55	8 45	10 55	1 55	3 30	5 10	9 50

(D) Table 139 San Francisco, Los Altos, Monta Vista, San Jose Palo Alto Transit Co.

Lv San Francisco (3rd St.)	S.P.	b 6 00	c 7 00	b 7 00	b 8 25	h 10 30	f 11 35	e 4 05	* 4 20	e 4 40	e 6 30
Ar Palo Alto	"	7 00	8 02	8 02	9 22	11 31	2 34	4 57	5 21	5 29	7 25
Lv Palo Alto	P. A. T.	b 6 30	7 05	8 04	8 30	10 00	11 35	2 40	5 05	5 30	7 30
Lv California Ave.	"	6 34	7 09	8 08	8 34	10 04	11 39	2 44	5 09	5 34	7 34
Lv Los Altos	"	6 45	7 20	8 19	8 45	10 15	11 50	2 55	5 20	5 45	7 45
Lv Cupertino	"	7 02	7 37	8 36	9 02	10 32	12 07	3 12	5 37	6 02	8 02
Ar San Jose	"	7 26			9 26	10 57	12 31	3 36	6 26	6 26	8 26
Lv San Jose	P. A. T.	b 5 40	b 7 29			8 48	11 26	12 58	4 25		6 29
Lv Cupertino	"	5 54	7 52	8 29	8 38	9 11	11 49	1 22	4 49	6 03	6 52
Lv Los Altos	"	6 12	8 09	8 46	8 55	9 28	12 07	1 40	5 06	6 20	7 09
Lv California Ave.	"	6 23	8 20	8 57	9 06	9 39	12 18	1 51	5 18	6 31	7 20
Ar Palo Alto	"	6 28	8 25	9 02	9 11	9 44	12 23	1 56	5 23	6 36	7 25
Lv Palo Alto	S.P.	6 33	8 30	9 07	9 16	9 49	12 29	2 02	5 44	6 41	8 37
Ar San Francisco (3rd St.)	"	7 30	9 30	9 55	10 10	10 35	1 25	3 00	6 45	7 35	9 30

(E) Gilroy, Hollister (Pacific Greyhound Bus) (Rail tickets honored)

0	Lv Gilroy (Table 134)	* 7 22	* 9 02	* 12 02	* 3 10	* 5 02	* 7 02	* 8 42	* 10 07	* 11 32
14	Ar Hollister	8 00	10 15	12 45	4 06	5 40	7 40	9 26	10 50	12 21
0	Lv Hollister	* 7 05	* 8 20	* 9 25	* 10 30	* 2 25	* 4 20	* 6 15	* 9 50	* 11 20
14	Ar Gilroy (Table 134)	7 43	8 58	10 05	11 23	3 05	5 53	6 55	10 28	12 08

(F) San Francisco, Oakland, San Jose, Aptos, Santa Cruz (Rail tickets honored) (Via Watsonville Junction)

70-Daily	Mls.	Table 140	
7 00	0	Lv San Francisco (3rd St.)	Ar
7 21	16	" Burlingame	Ar
	18	" San Mateo	Ar
	25	" Redwood City	Ar
7 39	30	" Palo Alto	Ar
	36	" Mountain View	Ar
8 05	47	Ar San Jose	Lv
	0	Lv San Francisco (Mkt. St.)	Ar
	4	" Oakland Pier	Ar
	7	" Oakland (1st St.)	Ar
	10	" Fruitvale	Ar
	47	Ar San Jose	Lv
	47	Lv San Jose	Ar
	47	" Gilroy	Ar
9 01	77	Ar Watsonville Jct. (134)	Lv
9 28	97	Lv Watsonville Jct. (S.P. Station)	Ar
9 40	97	Ar Watsonville (PGL Sta.)	Lv
9 51	99	" Aptos	Ar
10 10	111	" Capitola	Ar
10 30	115	" Seabright	Ar
10 50	117	Ar Santa Cruz (PGL Station)	Lv
	118	Ar Santa Cruz (S.P. Station)	Lv
	119	Ar Santa Cruz (S.P. Station)	Lv

(G) Santa Cruz, Santa Barbara, Los Angeles (Via Watsonville Junction)

READ DOWN			READ UP		
Pacific Greyhound Bus			Pacific Greyhound Bus		
* 7 45	* 7 45	* 8 30	Lv Santa Cruz (S.P. Sta.)	Ar	5 30
7 40	7 40	12 55	Lv Santa Cruz (PGL Sta.)	Ar	8 50
7 51	7 51	8 40	Lv Seabright	Lv	8 50
8 04	8 04	1 15	Lv Capitola	Lv	8 30
8 14	8 14	1 25	Lv Aptos	Lv	8 20
8 37	8 37	1 50	Lv Watsonville (PGL Sta.)	Lv	8 00
8 45	8 45	2 00	Ar Watsonville Jct.	Lv	8 00
		10 17	Ar Salinas (S.P. Sta.)	Lv	7 00
76	70	96	98	75	69
			TRAIN NUMBER		
11 25	9 35	2 05	10 35	Lv Salinas	S.P. Ar
5 58	5 00	7 30	3 37	Lv Watsonville Jct.	Ar
9 00	8 00	9 55	6 00	Ar Santa Barbara	Lv
				Ar Los Angeles	S.P. Lv

Connections at San Jose with Daylights to and from certain Peninsula Stations between San Francisco and San Jose

Southbound - READ DOWN			Northbound - READ UP	
To Noon	To Noon	To Morning	From Morning	From Noon
Daylight 96	Daylight 96	Daylight 98	Daylight 99	Daylight 97
164 Sun. & (a)	116 Ex. Sm. & (a)	112 Daily	149 Daily	155 Daily
11 55	11 45	7 33	Lv Burlingame	Ar
11 59	11 50	7 37	" San Mateo	Ar
12 12	12 07	7 51	" Redwood City	Ar
12 21	12 17	8 02	" Palo Alto	Ar
12 50	12 50	8 35	Ar San Jose	Lv

All PM time in dark faced figures. *—Daily. †—Sundays and Holidays (a).

▲ Pacific Greyhound Bus. (Rail tickets honored).

—P.G.L. Station.

★—Connection made at Santa Cruz. Arrival time 7:30 PM.

†—No local passengers carried between San Francisco and San Jose.

—Peerless Stages.

—P.G.L. Bus "On Call" at S.P. Station.

—New Year's Day, Washington's Birthday, Decoration Day, July Fourth, Labor Day, Thanksgiving and Christmas.

—Daily except Sundays & Holidays (a).

—Holidays (a) only.

—Daily except Saturdays, Sundays & Holidays (a).

—Flag stop to receive or discharge passengers.

—Stops only on Saturdays.

—Saturdays only. Does not operate Holidays (a).

—Daily except Saturdays.

—Stops only on Saturdays, Sundays and Holidays (a), on flag.

—Saturdays only leave San Francisco 1:25 PM.

COAST LINE

MISCELLANEOUS SCHEDULES

(A) Table 141 SAN FRANCISCO, OAKLAND, FRUITVALE, SAN JOSE

74 Daily	250 Daily	Mls.	(Via Newark)	73 Daily	255 Daily
8 00	7 00	0	Lv San Francisco (Market St.)	Ar 9 50	6 50
8 28	7 25	4	Lv Oakland Pier (Ferry)	Ar 9 20	6 20
8 43	7 41	7	Lv Oakland (1st St.)	Ar 9 05	6 10
8 50	7 48	10	Lv Fruitvale	Ar 8 50	5 58
		13	Elmhurst		
	8 18	31	Newark		
		39	Alviso	Ar 8 01	
f 9 35		42	Agnew	f 7 57	
9 50	8 45	47	Ar San Jose	Lv 7 47	5 05

(B) Table 142 SANTA CRUZ, DAVENPORT (Rail tickets honored) Pacific Greyhound Bus—Daily

Lv Santa Cruz (136 to 140)	0	6 40	7 10	3 10	11 10
Ar Davenport	11	7 20	7 50	3 50	11 50
Lv Davenport	0	12 15	8 15	4 15	
Ar Santa Cruz (136 to 140)	11	12 45	8 45	4 45	

(C) Table 143 MONTEREY, CARMEL The Bay Rapid Transit Company

(Purchase tickets to Monterey only).

Daily Bus—15 minutes running time—(Tables 132, 133)

Lv Monterey for Carmel 6.40, 7.30, 8.05, 9.00, 9.40, 10.35, 11.35, 12.10, 12.45, 1.35, 2.10, 3.00, 3.40, 4.35, 5.10, 5.50, 6.25, 7.10, 8.05, 9.00, 9.40, 10.30, 11.15.

Lv Carmel for Monterey 7.10, 7.50, 8.40, 9.20, 10.15, 11.10, 11.55, 12.30, 1.15, 1.55, 2.45, 3.20, 4.15, 4.55, 5.30, 6.10, 6.40, 7.45, 8.30, 9.20, 10.00, 10.50, 11.40.

(D) Table 144 GUADALUPE, SANTA MARIA Bill's Taxi (Daily Bus)—Rail tickets not honored.

Lv Guadalupe (134)	0	1 15	2 35	7 50	1 00	4 50	6 50	10 30
Ar Santa Maria	9	1 40	3 00	8 10	1 30	5 10	7 30	11 00
Lv Santa Maria	0	2 10	7 00	12 10	4 00	6 00	10 00	12 15
Ar Guadalupe (134)	9	2 30	7 45	12 50	4 40	6 40	10 20	12 50

Fare 35 cents each way, direct or via Betteravia.

(E) Table 145 VENTURA, OJAI

Citizens Transit Lines, Ventura Office—522 E. Santa Clara (Purchase tickets to Ventura only)

35 minutes running time—(Table 134)

Lv Ventura for Ojai \$6.00, \$7.15, \$7.25, \$7.35, \$9.10, \$11.00, \$11.15, \$3.00, \$5.15, \$6.30, \$10.00, \$11.20.

Lv Ojai for Ventura \$6.50, \$8.15, \$9.50, \$11.50, \$2.00, \$4.10, \$6.15, \$7.30, \$10.40.

VENTURA, SANTA PAULA
45 minutes running time—(Table 134)

Lv Ventura for Santa Paula \$6.10, \$7.10, \$8.15, \$10.10, \$11.15, \$1.20, \$3.05, \$5.20, \$9.20, \$11.45.

Lv Santa Paula for Ventura \$7.10, \$8.10, \$9.10, \$10.00, \$11.00, \$1.10, \$2.05, \$4.00, \$6.30, \$7.00, \$10.50.

(F) Table 146 SURF, LOMPOC Pacific Motor Transport Co. (Daily Bus) (Rail Tickets Honored)


Lv Surf (134)	0	12 50	3 30	12 20	6 30
Ar Lompoc	10	1 20	4 00	12 50	7 00
Lv Lompoc	0	2 30	11 20	5 40	11 40
Ar Surf (134)	10	3 00	11 50	6 10	12 10

(G) Table 147 SANTA BARBARA, VENTURA, SAUGUS, LOS ANGELES Pacific Greyhound Bus—Daily (Rail Tickets Honored)

8 55	5 25	6 10	Lv Santa Barbara (P.G.L. Sta.)	Ar 12 47	2 17	9 40
9 41	6 13	6 44	Ar Ventura P.G.L. Sta.	Lv 12 01	1 31	8 56
10 03	6 40	7 06	Ar Oxnard	Lv 11 34	1 04	8 34
	6 54	7 58	Lv Santa Paula	" 11 23		8 04
	7 12	8 16	" Fillmore	" 11 03		7 44
	8 05	9 06	" Saugus	" 10 10		6 54
	8 29	9 28	" San Fernando	" 9 46		6 32
	9 30	10 30	Ar Los Angeles	Lv 8 45		5 40

All PM time in Dark faced figures.
*—Daily.
f—Flag stop to entrain or detrain passengers.
—Saturday, Sunday and School holidays.
†—Daily except Sunday.
‡—Except Saturday, Sunday and School holidays.

THE WHOLESALE TERMINAL — LOS ANGELES UNION TERMINAL, INC.



Over 21 acres of land with modern, reinforced concrete buildings, with an aggregate floor area of approximately two million square feet. Units available in varying areas under favorable lease terms, suitable for storage or manufacturing purposes. Here is located the largest certificated warehouse in Los Angeles—Southern Pacific's Union Terminal Warehouse in the heart of Los Angeles' wholesale district, providing 370,000 square feet of floor area.

To Shippers, these features are of interest: Concrete Class "A" construction, Sprinkler system, Insurance rates as low as 11.8c. Complete warehouse and distribution service, United States Customs Bonded Warehouse No. 7. Telegraph offices and branch bank within the buildings. Freight service tracks of Southern Pacific Company are located on the property and pick-up and delivery service is afforded by Southern Pacific Motor Transport Service.

For detailed information, write Mr. Walter E. Teague, Vice President and General Manager, Los Angeles Union Terminal, Inc., 737 Terminal Street, Los Angeles, California.



Ship The Railroad Way!

Send your shipments via Railway Express—they'll travel in fast, dependable railroad service. Railway Express is nationwide; its facilities are adaptable to your specific needs.

RAILWAY EXPRESS
AGENCY INC.

NATION-WIDE SERVICE

SAN JOAQUIN VALLEY LINE

SAN FRANCISCO - OAKLAND - BERKELEY - FRESNO - BAKERSFIELD LOS ANGELES • PORTLAND - DUNSMUIR - LOS ANGELES

NORTHBOUND					(A) Table 149					SOUTHBOUND						
	51 Daily	51-53 Daily	57 Daily	59-16 Daily	55 Daily						52 Daily	54-52 Daily	56 Daily	58 Daily	15-60 Daily	
Lv Los Angeles (Un. Sta.)	8 25	8 25	5 50	7 30	8 30						Lv San Francisco (Mkt. St.)	8 00	10 00	6 30		
Lv Glendale (e)	8 43	8 43	6 10	7 53	8 57						Lv Oakland Pier	8 25	10 30	7 00	From Portland	
Lv Bakersfield	1 16	1 16	11 45	1 15	4 50						Lv Oakland (16th St.)	8 32	10 38	7 09		
Lv Tulare	2 24	2 24	1 07	2 37	7 08						Lv Berkeley	8 40	10 47	7 20		
Lv Fresno	3 28	3 28	2 55	4 00	11 00						Lv Richmond	9 49	10 57	7 32		
Lv Madera	3 53	3 53	b b	4 28	11 33						Lv Martinez	9 25	11 40	8 14		
Lv Merced	4 27	4 27	b b	5 08	12 40						Ar Tracy	10 20	1 05	9 27		
Lv Modesto	5 08	5 08	b b	6 00	2 15						Lv Tracy	10 24	1 15	9 35		
Lv Lathrop			b b		3 15						Lv Sacramento		8 35		7 45	
Ar Stockton		6 10		6 40							Lv Lodi		9 30		8 47	
Ar Lodi		6 25		7 15							Lv Stockton		9 50		9 14	
Ar Sacramento		7 30		8 30							Lv Lathrop			1 35	b	
Ar Tracy	5 55		5 40		3 32						Lv Modesto	11 11	11 11	2 30	b	
Lv Tracy	6 00		5 48		3 57						Lv Merced	11 54	11 54	3 48	b	
Ar Martinez	6 52		6 48		5 22						Lv Madera	12 30	12 30	5 00	b	
Ar Richmond	7 28		7 40		6 12						Ar Fresno	1 00	1 00	5 40	12 40	
Ar Berkeley	7 39		7 55		6 27						Ar Tulare	1 58	1 58	7 35	1 50	
Ar Oakland (16th St.)	7 51		8 07		6 42						Ar Bakersfield	3 01	3 01	9 40	3 10	
Ar Oakland Pier	7 58		8 15		6 50						Ar Glendale (e)	7 33	7 33	5 37	8 50	
Ar San Francisco (Mkt. St.)	8 30		8 50		7 20						Ar Los Angeles (Un. Sta.)	7 50	7 50	6 00	9 10	
Santa Fe Ry.	71	73	75	77	79						Santa Fe Ry.	70	72	74	76	78
Lv San Diego	* 7 30	* 11 30	* 11 45	* 3 45	* 7 00						Lv Los Angeles (Un. Sta.)	* 12 30	* 7 45	* 11 30	* 3 15	* 8 00
Ar Los Angeles (Un. Sta.)	10 15	2 15	4 00	6 30	9 45						Ar San Diego	5 15	10 30	2 15	6 00	10 45

YOU CAN RESERVE SEATS IN ADVANCE ON THE SAN JOAQUIN AND SACRAMENTO DAYLIGHTS

All seats are numbered on the San Joaquin Daylight (Trains 51 and 52), and Sacramento Daylight (Trains 53 and 54), and may be reserved in advance.

Bus and Street Car Service available between Southern Pacific Ferry Station and Third Street Station, San Francisco. Approximate distance 1 1/4 miles.

(B) Table 150										LOS ANGELES—PORTLAND									
LOS ANGELES TO PORTLAND					PORTLAND TO LOS ANGELES					LOS ANGELES TO PORTLAND					PORTLAND TO LOS ANGELES				
Via San Joaquin Valley and Oakland Pier	51-20	Via Coast Line and Oakland Pier	99-255	Via Sacramento	59-16	Via Oakland Pier and San Joaquin Valley	19-52	Via Sacramento	15-60	Via San Francisco and Coast Line	13-96	Via San Francisco and Coast Line	11-96						
Lv Los Angeles	* 8 25	Lv Los Angeles	* 8 15	Lv Los Angeles	* 7 30	Lv Portland	* 8 15	Lv Portland	* 10 00	Lv Portland	* 5 00	Lv Portland	* 4 50						
Lv Fresno	3 28	Lv Santa Barbara	10 35	Lv Fresno	4 00	Lv Dunsmuir	10 50	Lv Dunsmuir	11 35	Lv Dunsmuir	4 25	Lv Dunsmuir	4 10						
Lv Tracy	6 00	Ar San Jose	4 58	Lv Lathrop	4 25	Ar Oakland Pier	7 40	Ar Sacramento	6 50	Ar Oakland Pier	11 10	Ar Oakland Pier	10 50						
Ar Oakland Pier	7 58	Lv San Jose	5 05	Lv Stockton	6 50	Lv Oakland Pier	8 25	Lv Sacramento	7 45	Ar San Francisco (Ferry)	11 50	Ar San Francisco (Ferry)	11 20						
Lv Oakland Pier	8 45	Ar Oakland Pier	6 20	Ar Sacramento	8 30	Ar Tracy	10 20	Ar Stockton	9 14	Lv San Francisco 3rd St.	12 15	Lv San Francisco 3rd St.	12 15						
Lv Davis	11 35	Lv Oakland Pier	8 45	Lv Sacramento	10 20	Ar Fresno	1 00	Ar Fresno	12 28	Lv San Jose	1 08	Lv San Jose	1 08						
Ar Dunsmuir	7 20	Ar Dunsmuir	7 20	Ar Dunsmuir	5 50	Ar Bakersfield	1 01	Ar Bakersfield	3 05	Ar Santa Barbara	7 30	Ar Santa Barbara	7 30						
Ar Portland	9 50	Ar Portland	9 50	Ar Portland	7 40	Ar Los Angeles	7 50	Ar Los Angeles	8 45	Ar Los Angeles	9 55	Ar Los Angeles	9 55						

NO. 51-53 SAN JOAQUIN AND SACRAMENTO DAYLIGHTS. Daily STREAMLINED Air Conditioned Trains.

Seats should be reserved in advance. Passenger Agent and Porter Service. Radio. Chair Cars, Diner, Tavern Car, Parlor Car (Railroad owned). Los Angeles to San Francisco. Chair Cars, Coffee Shop Car—Los Angeles to Sacramento. Tickets Honored: Ask Agents.

NO. 57 OWL. DAILY.

Bedroom Lounge Sleeper: ★ Los Angeles to San Francisco. (Single and Double Bedrooms.) Standard Sleeping Cars: ★ Los Angeles to San Francisco. (Sections, Drawing-Room, Compartment.) Tourist Sleepers: ★ Los Angeles to San Francisco. Chair Car and Coaches: Los Angeles to San Francisco. News Agent Car: Los Angeles to San Francisco. (Sandwiches, Coffee, etc.) Diner: ★ (Dinner and Breakfast). Tickets Honored: Ask Agents.

NO. 59 WEST COAST. DAILY.

Observation Lounge: (For Pullman passengers) ★ Los Angeles to Sacramento. Standard Sleeping Cars: ★ Los Angeles to Sacramento. (Sections, Bedrooms.) Tourist Sleepers: ★ Los Angeles to Portland via Sacramento. Chair Car and Coaches: ★ Los Angeles to Sacramento. News Agent Car: ★ Los Angeles to Portland via Sacramento. (Sandwiches, Coffee, etc.) Dining Car: ★ Los Angeles to Portland via Sacramento. Tickets Honored: Ask Agents.

NO. 55 DAILY.

Coaches: Los Angeles to San Francisco.

NO. 52-54 SAN JOAQUIN AND SACRAMENTO DAYLIGHTS. Daily STREAMLINED Air Conditioned Trains.

Seats should be reserved in advance. Passenger Agent and Porter Service. Radio. Chair Cars, Diner, Tavern Car, Parlor Car (Railroad owned). San Francisco to Los Angeles. Chair Cars, Coffee Shop Car—Sacramento to Los Angeles. Tickets Honored: Ask Agents.

NO. 58 OWL. DAILY.

Bedroom Lounge Sleeper: ★ San Francisco to Los Angeles. (Single and Double Bedrooms.) Standard Sleeping Cars: ★ San Francisco to Los Angeles. (Sections, Drawing-Room, Compartment.) Tourist Sleepers: ★ San Francisco to Los Angeles. Chair Car and Coaches: San Francisco to Los Angeles. News Agent Car: San Francisco to Los Angeles. (Sandwiches, Coffee, etc.) Diner: ★ (Dinner and Breakfast). Tickets Honored: Ask Agents.

NO. 60 WEST COAST. DAILY.

Observation Lounge: (For Pullman passengers) ★ Sacramento to Los Angeles. Standard Sleeping Cars: ★ Sacramento to Los Angeles. (Sections, Bedrooms.) Tourist Sleepers: ★ Portland to Los Angeles via Sacramento. Chair Cars and Coaches: ★ Sacramento to Los Angeles. News Agent Car: ★ Portland to Los Angeles via Sacramento. (Sandwiches, Coffee, etc.) Dining Car: ★ Portland to Los Angeles via Sacramento. Tickets Honored: Ask Agents.

NO. 56 DAILY.

Coaches: San Francisco to Los Angeles.

CROCKETT, VALLEJO (Pacific Greyhound Bus) (Rail Tickets Honored.)

Lv Crockett	* 6 40	* 7 30	* 9 24	* 1 00	* 2 05	* 3 20	* 3 40	* 7 15	* 7 30	* 9 45
Ar Vallejo (401 York St.)	7 00	7 47	9 41	1 13	2 23	3 37	3 57	7 27	7 43	9 58
Lv Vallejo (401 York St.)	* 6 15	* 7 05	* 8 33	* 1 45	* 1 30	* 2 30	* 5 55	* 6 42	* 8 00	
Ar Crockett	6 28	7 25	8 50	12 03	1 53	2 48	6 15	6 55	8 13	

All PM time in Dark faced figures.

★—Regularly assigned cars are air-conditioned.
*—Daily.

†—Daily except Sundays and Holidays.
‡—Sundays and Holidays.
‡—Does not stop. For information only.
‡—Via Los Banos.

(C) Table 151

MARTINEZ, BENICIA

Ferry service is operated between Martinez and Benicia. Ferry slip is located about five blocks from Southern Pacific Station at Martinez.

← Gateway to Hollywood, Beverly Hills, Santa Monica and Pasadena. Taxi service available.
— Pacific Greyhound Station.

If S.P. schedules do not entirely meet your travel requirements, S. P. tickets will be honored on Pacific Greyhound Buses between certain points in San Joaquin Valley. Ask any Southern Pacific Agent

SAN JOAQUIN VALLEY LINE

YOSEMITE VALLEY ROUTE

SAN FRANCISCO - SACRAMENTO - STOCKTON - MERCED - FRESNO - BAKERSFIELD - LOS ANGELES

SOUTHBOUND

(A) Table 152

Elev	Mls.	San Joaquin Daylight No. 52 Daily	Sacramento Daylight No. 54-52 Daily	Passenger No. 56 Daily	Owl No. 58 Daily	West Coast No. 15-60 Daily
6	0	8 00		10 00	6 30	
14	6	8 25		10 30	7 00	
10	10	8 32		10 38	7 09	
18	14	8 40		10 47	7 20	
41	15	8 49		10 57	7 32	
14	23	9 12		11 22	7 58	
10	29	9 25		11 40	8 14	
14	38			11 47		
12	41			11 51		
31	49	9 41		11 59	8 33	
49	53			12 18		
82	57			12 34	8 57	
35	62			12 45		
64	82	10 20		1 05	9 27	
64	20	10 30			9 30	
24	20	11 10			10 10	
64	82	10 24		1 15	9 35	
26	93			1 31		
30	0				10 00	
52	639				6 30	
35	653				6 50	
56	0		8 35		7 45	
35	36		9 30		8 47	
24	48		9 50		9 14	
26	48				9 26	
26	93			1 35	9 26	
40	97			1 45		
72	103			1 56		
74	106			2 03		
91	113	11 11	11 11	2 20	10 00	
93	117			2 30		
107	126	11 28	11 28	2 57	10 19	
121	132			3 04		
137	136			3 14		
153	143			3 25		
171	150	11 54	11 54	3 40	11 00	
249	168			4 04		
273	184	12 30	12 30	5 00	11 45	
290	205	1 00	1 00	5 40	12 28	
290	205	1 08	1 08	6 10	12 55	
309	215			6 27		
310	221			6 39	1 15	
301	226			6 49	1 21	
289	231			6 58		
279	239			7 08		
282	250	1 58	1 58	7 35	1 50	1 51
266	260			7 53		
268	267			8 04		
279	272			8 15		
312	281			8 42	2 31	2 24
349	287			8 53		
416	293			9 07		
413	300			9 17		
414	313	3 01	3 01	9 40	3 10	3 05
414	313	3 08	3 08	10 05	3 20	3 15
1291	335			10 51		
2709	349			11 34		
3967	360	4 41	4 41	12 19	5 08	
3947	365			12 29		
2751	380	5 11	5 11	1 30	5 50	5 40
2352	405	5 35	5 35	2 20	6 23	6 13
2654	414			2 37	6 35	
1165	450			2 57	7 54	7 38
1269	452			3 19		
1063	461			3 52	8 21	8 02
555	472			3 57	8 36	
425	477	7 33	7 33	5 37	8 50	8 28
293	482	7 50	7 50	6 00	9 10	8 45

NORTHBOUND

(B) Table 152

Mls.	San Joaquin Daylight No. 51 Daily	Sacramento Daylight No. 51-53 Daily	Owl No. 57 Daily	Passenger No. 55 Daily	West Coast No. 59-16 Daily
0	8 25	8 25	5 50	8 30	7 30
6	8 43	8 43	6 10	8 57	7 53
6			6 18	9 05	
21			6 35	9 33	m 8 16
30			7 06	9 51	
32			7 21	10 09	m 8 40
69			8 21	11 34	
77	10 37	10 37	8 34	12 04	m 10 07
102	11 06	11 06	9 15	1 05	10 47
122				1 35	
124				2 30	
147				2 34	
163				2 38	
163	1 08	1 08	11 35	4 20	1 05
182	1 16	1 16	11 45	4 50	1 15
190				5 08	
195				5 19	
202				5 29	
210				5 35	1 53
216				5 40	
222				5 45	
223				5 50	
232	2 24	2 24	1 07	6 05	
243				6 15	
251				6 20	
257				6 25	
262				6 30	
267				6 35	
277				6 40	
277				6 45	
298				6 50	
314				6 55	
317				7 00	
333	4 27	4 27	2 35	7 15	5 08
346				7 20	
350				7 25	
356				7 30	
365	4 51	4 51	4 25	7 35	5 33
363				7 40	
376	5 08	5 08	4 52	7 45	6 00
379				7 50	
386				7 55	
389				8 00	
400	5 55		5 40	8 05	6 25
0				8 10	6 25
11				8 15	6 40
20				8 20	7 15
33				8 25	7 30
68				8 30	8 30
0				8 35	10 20
13				8 40	10 45
653				8 45	7 40
0	▲ 5 00				
9					
20	▲ 5 00				
400	6 00		5 48	3 57	
415				4 19	
421				4 29	
423			6 09	4 39	
433	6 35		6 28	4 59	
441				5 10	
444				5 15	
447	6 55		6 53	5 28	
453	7 07		7 12	5 44	
467	7 28		7 40	5 54	
473	7 39		7 55	6 27	
476	7 51		8 07	6 42	
478	7 58		8 15	6 50	
482	8 30		8 50	7 20	

The New SACRAMENTO DAYLIGHT

A beautiful streamliner between Sacramento and Los Angeles. Chair cars and coffee shop car.

NO CHANGE OF CARS ENROUTE.

The SACRAMENTO DAYLIGHT operates as a unit with the SAN JOAQUIN DAYLIGHT between Lathrop and Los Angeles.

All seats are numbered and should be reserved in advance.

(C) Table 152-A

LOS ANGELES, SACRAMENTO Via "SACRAMENTO DAYLIGHT"
Seats should be reserved in advance.

	51-53 Daily
Lv Los Angeles	8 25
Lv Glendale	8 43
Lv Bakersfield	1 16
Lv Tulare	2 24
Lv Fresno	3 28
Lv Merced	4 27
Lv Modesto	5 08
Ar Stockton	6 10
Ar Lodi	6 25
Ar Sacramento	7 30

SACRAMENTO, LOS ANGELES Via "SACRAMENTO DAYLIGHT"
Seats should be reserved in advance.

	54-52 Daily
Lv Sacramento	8 35
Lv Lodi	9 30
Lv Stockton	9 50
Lv Modesto	11 11
Lv Merced	11 54
Lv Fresno	1 08
Lv Tulare	1 58
Lv Bakersfield	3 08
Ar Glendale	7 33
Ar Los Angeles	7 50

All PM time in Dark faced figures.

▲—Pacific Greyhound Bus. △—Air Mail dispatched from.

◆—Does not stop at Lathrop station.

⊕—Gateway to Hollywood, Beverly Hills, Santa Monica and Pasadena. Taxi service available.

⊖—Stops on flag to detrain pay passengers from Los Angeles or beyond, also entrain from beyond Fresno.

⊗—Stops on flag to detrain pay passengers from Sacramento or beyond, also entrain from Glendale or beyond.

⊚—Flag stop to entrain or detrain passengers.

⊛—Stops on flag to entrain pay passengers for Stockton or beyond.

⊜—Stops on flag to detrain pay passengers from Stockton or beyond.

⊝—Stops on flag to entrain pay passengers for Mojave or beyond.

⊞—Stops on flag to entrain pay passengers for Fresno or beyond.

⊟—Stops on flag to entrain pay passengers for Glendale or beyond.

⊠—Stops on flag to entrain pay passengers for Fresno or beyond.

⊡—Stops on flag to entrain pay passengers for Los Angeles or beyond; also detrain from beyond Fresno.

⊢—Stops on flag to detrain pay passengers from Fresno or beyond; also to entrain from Berkeley or beyond.

⊣—Stops on flag to detrain pay passengers from Fresno or beyond.

⊤—Stops on flag to entrain pay passengers for Colton or beyond.

⊥—Stops on flag to detrain pay passengers from Tracy or beyond; also entrain from Glendale or beyond.

⊦—Stops on flag to detrain pay passengers from Glendale or beyond; also entrain from Fresno or beyond.

SAN JOAQUIN VALLEY LINE

MISCELLANEOUS SCHEDULES

PATTERSON, NEWMAN, LOS BANOS, KERMAN

58 Daily		(A) Table 153		57 Daily	
6 30	0	Lv San Francisco (Market Street)	Ar	8 50	
7 00	4	" Oakland Pier	Ar	8 15	
7 09	6	" Oakland (16th St.)	Ar	8 07	
7 20	9	" Berkeley	Ar	7 55	
7 32	15	" Richmond	Ar	7 40	
7 58	29	" Crockett	Ar	7 12	
8 14	35	" Martinez	Ar	6 53	
9 27	82	Ar Tracy	Lv	5 48	
9 35	82	Lv Tracy	Ar	5 40	
f10 08	107	" Patterson	Ar	f 5 06	
f10 23	119	" Newman	Ar	f 4 52	
f10 28	123	" Gustine	Ar	f 4 46	
10 52	140	" Los Banos	Ar	f 4 25	
11 10	153	" Dos Palos	Ar	f 4 05	
a11 26	166	" Firebaugh	Ar	f 3 50	
a11 58	174	" Mendota	Ar	f 3 40	
a12 02	193	" Kerman	Ar	f 3 18	
12 55	208	" Fresno	Ar	2 55	
1 50	253	" Tulare	Ar	1 07	
3 20	316	" Bakersfield	Ar	11 45	
9 10	485	Ar Los Angeles (Union Station)	Lv	6 50	

LEMOORE, HANFORD, VISALIA, EXETER, PORTERVILLE

54-52 Bus		(B) Table 154		51-Bus		Bus	
8 00	0	Lv San Francisco (Market Street)	SP, Ar	8 30			
8 25	4	" Oakland Pier	Ar	7 58			
8 32	6	" Oakland (16th St.)	Ar	7 51			
8 40	9	" Berkeley	Ar	7 39			
10 20	82	Ar Tracy	Lv	6 00			
* 8 35	0	Lv Sacramento	Ar	7 30			
9 30	36	Lv Lodi	Ar	6 25			
9 50	48	Lv Stockton	Ar	6 10			
11 54	150	" Merced	Ar	5 55			
1 08	205	" Fresno	Ar	4 27	4 27		
1 58	250	Ar Tulare (152)	SP, Lv	3 28	3 28		
2 30	0	Lv Tulare	Orange Belt Stages	1 35	1 35		
2 00	12	Ar Visalia	Ar	1 10	1 10		
2 26	22	" Exeter	Ar	12 27	12 27		
4 09	31	" Lindsay	Ar	12 04	12 04		
4 49	37	" Strathmore	Ar	12 01	12 01		
4 20	43	Ar Porterville	Lv	11 25	11 25		
2 30	0	Lv Tulare	Ar	1 35	1 35		
2 21	22	" Hanford	Ar	12 50	12 50		
3 31	31	" Armona	Ar	12 40	12 40		
3 40	32	Ar Lemoore	Lv	12 25	12 25		
11 25	0	Lv Porterville	Ar	4 20	4 20		
12 01	6	" Strathmore	Ar	4 01	4 01		
12 04	12	" Lindsay	Ar	3 49	3 49		
12 27	21	" Exeter	Ar	3 26	3 26		
1 10	31	" Visalia	Ar	3 00	3 00		
1 35	43	Ar Tulare	Lv	2 30	2 30		
12 25	0	Lv Lemoore	Ar	3 40	3 40		
12 40	5	" Armona	Ar	3 31	3 31		
12 50	12	" Hanford	Ar	3 21	3 21		
1 35	32	Ar Tulare	Orange Belt Stages	2 30	2 30		
1 58	1 58	Lv Tulare (152)	SP, Ar	2 24	2 24		
3 01	3 01	Ar Bakersfield	Lv	1 16	1 16		
7 50	7 50	Ar Los Angeles (Union Station)	SP, Lv	8 25	8 25		

(C) Table 155 (Rail Tickets Honored)

SAN JOSE, TRACY, BAKERSFIELD

6 45	6 15	Lv San Jose	Ar	10 20	8 45
7 30	7 00	" Pleasanton	Ar	9 35	7 55
8 15	7 20	" Livermore	Ar	9 20	7 40
8 45	7 51	Ar Tracy	Lv	8 46	7 06
9 35	10 24	Lv Tracy, S. P. Ar	Ar	5 40	5 55
12 40	1 00	Ar Fresno	Lv	2 55	3 28
1 50	1 58	Ar Tulare	Lv	1 07	2 24
3 10	3 01	Ar Bakersfield	Lv	11 45	1 16

(D) Table 156 (Rail Tickets Honored)

SAN FRANCISCO, LIVERMORE

4 45	5 45	Lv San Francisco	Ar	11 15	9 40
5 15	6 15	Lv Oakland	Ar	10 45	9 08
6 40	7 20	Ar Pleasanton	Lv	9 30	8 03
6 40	7 35	Ar Livermore	Lv	9 30	7 48

For additional service between these points ask your Southern Pacific Agent.

VALUABLE BAGGAGE

10 Cents will increase your baggage valuation allowance \$100

Ask your SP Agent

(F) Table 158

STOCKTON, SACRAMENTO-JACKSON

Amador Stage Lines

* 5 30	*12 00	Lv Stockton	Ar	10 45	4 30
7 15	1 45	Ar Jackson	Lv	9 00	* 2 45
* 5 30	*12 00	Lv Sacramento	Ar	10 45	4 30
7 15	1 45	Ar Jackson	Lv	9 00	* 2 45

Yosemite National Park—Open All Year

Streamlined Chair Cars and Coffee Shop Car, Diner, Tavern Car, Parlor Car (Railroad owned—on Trains 51-52.)

*San Francisco-Sacramento and Los Angeles via Merced and Fresno on Trains 51, 52, 53 and 54.

56 Daily		52 Daily		(G) Table 159		55 Daily		51 Daily		60-57 Daily	
10 00	8 00	0	Lv San Francisco (Mkt. St.)	Ar	7 20	8 30	8 50				
10 30	8 25	4	" Oakland Pier	Ar	6 50	7 58	8 15				
10 38	8 32	6	" Oakland (16th St.)	Ar	6 42	7 51	8 15				
10 47	8 40	9	" Berkeley	Ar	6 27	7 39	8 15				
10 57	8 49	15	" Richmond	Ar	6 12	7 28	8 15				
11 40	9 25	35	" Martinez	Ar	5 28	6 58	8 15				
1 15	10 24	82	" Tracy	Ar	3 57	6 00	8 15				
3 48	11 54	150	Ar Merced (152)	Lv	12 40	4 27	11 00				

LOS ANGELES, FRESNO, MERCED

55 Daily		59 Daily		51 Daily		Mls.		52 Daily		56 Daily		60 Daily	
8 30	7 30	8 25	0	Lv Los Angeles (Union Sta.)	Ar	7 50	6 00	8 45					
4 50	1 15	1 16	169	Lv Bakersfield	Ar	3 01	9 40	3 05					
9 00	3 45	3 20	277	Ar Fresno	Lv	1 08	6 10	12 43					
12 40	5 08	4 27	332	Ar Merced (152)	Lv	11 54	3 48	11 00					

SACRAMENTO AND MERCED

60 Daily		54-52 Daily		Mls.		59 Daily		51-53 Daily	
7 45	8 35	0	Lv Sacramento	Ar	8 30	7 30			
8 47	9 30	36	" Lodi	Ar	7 15	6 25			
9 14	9 50	48	" Stockton	Ar	6 40	6 10			
11 00	11 54	115	Ar Merced (152)	Lv	5 08	4 27			

YOSEMITE TRANSPORTATION SYSTEM

MERCED AND YOSEMITE VALLEY

9 00	* 2 00	0	Lv Merced (Via El Portal)	Ar	11 20	4 05
11 50	4 40	82	Ar Yosemite Valley	Lv	* 8 40	* 1 25

YOSEMITE TRANSPORTATION SYSTEM

FRESNO AND YOSEMITE VALLEY

Effective May 28 to September 28.

* 9 00	0	Lv Fresno (152)	Ar	3 15
11 25	67	Ar Mariposa Big Trees	Horseshoe Route	Lv
1 45	67	Lv Mariposa Big Trees	Ar	10 40
3 40	103	Ar Yosemite Valley	Lv	* 8 45

YOSEMITE TRANSPORTATION SYSTEM

TIOGA PASS ROUTE (Service Starts July 4)

0	Lv Yosemite Valley	Ar
235	Ar Lake Tahoe (Tahoe Tavern)	Lv

(H) Table 160 Season—June 10 to September 10.

SEQUOIA AND KINGS CANYON NATIONAL PARKS

* 2 00	Lv Fresno	Sequoia Bus	Ar	12 15
2 30	Lv Tulare	Orange Belt Stages	Ar	
3 00	Ar Visalia	"	Lv	
3 25	Lv Visalia	Sequoia Bus	Ar	
9 45	Ar Grant Grove Lodge	"	Lv	9 45
8 15	Ar Giant Forest Lodge	"	Lv	8 00

(J) Table 161 Season—June 20 to September 10.

BIG CREEK—HUNTINGTON LAKE (Huntington Stage Line)

m 8 00	Lv Fresno (152)	Ar	6 45
8 20	Ar Clovis	Lv	05
9 45	Ar Auberry	Lv	15
12 01	Ar Big Creek	Lv	3 00
1 00	Ar Lakeshore Resort, Huntington Lake	Lv	m 2 00

All PM time is Dark faced figures.
 * Regularly assigned cars are air-conditioned.
 ▲ Pacific Greyhound Bus. * Daily.

s-Stops on flag to detrain pay passengers from Martinez or beyond; also to entrain for Fresno or beyond.
 b-Effective May 29, 1947.

f-Flag stop to entrain or detrain passengers.
 m-Daily Exc. Sunday. Season—June 20 to Sept. 10.
 t-Season—June 10 to September 10.

SAN FRANCISCO · STOCKTON


VIA OAKLAND - RICHMOND - MARTINEZ - TRACY (STOCKTON - SACRAMENTO)

Mls.	(A) Table 163	52-Bus Daily	56 Daily	58-Bus Daily						(B) Table 163	57 Daily	55 Daily	Bus-51 Daily	54 Daily	60 Daily
0	Lv San Francisco (Mkt. St.)	8 00	10 00	6 30						35 Lv Sacramento				8 35	7 45
4	Lv Oakland Pier	8 25	10 30	7 00						54 " Brighton					
6	" Oakland (16th St.)	8 32	10 38	7 09						44 " Florin					
9	" Berkeley	8 40	10 47	7 20						54 " Elk Grove				9 16	
15	" Richmond	8 49	10 57	7 32						51 " McConnell					
23	" Pinole		11 09							52 " Galt					
25	" Rodeo									61 " Acampo				9 30	8 47
26	" Oleum									56 " Lodi				9 50	9 14
27	" Tormey									24 Ar Stockton					
28	" Selby		11 13							24 Lv Stockton			5A00		
29	Ar Crockett (To Vallejo)	9 12	11 22	7 58						26 Ar Lathrop					
0	Lv Vallejo (PGL Bus)	8 33		6A42						26 Lv Lathrop		3 15			
5	Ar Crockett	8 50		6 55						64 Ar Tracy		3 32	5A50		
29	Lv Crockett	9 12	11 22	7 58						64 Lv Tracy	5 48	3 57	6 00		
31	Lv Port Costa		11 27							43 " Bethany				4 19	
35	Ar Martinez (To Benicia)	9 23	11 35	8 10						32 " Byron Hot Springs				4 29	
35	Lv Martinez	9 25	11 40	8 14						35 " Byron				4 39	
38	" Avon		11 47							82 " Brentwood	6 09			4 59	6 35
41	" Port Chicago		11 51							49 " Antioch					
43	" Nichols									31 " Pittsburg	6 28				
49	" Pittsburg	9 41	11 59	8 33						14 " Nichols				5 10	
53	" Antioch		12 18							12 " Port Chicago				5 15	
62	" Brentwood		12 34	8 57						10 Ar Martinez (To Benicia)	6 48			6 52	
67	" Byron		12 45							10 Lv Martinez	6 53			6 55	
69	" Byron Hot Springs									14 Lv Port Costa				5 38	
76	" Bethany									14 Ar Crockett (To Vallejo)	7 12			7 07	
82	Ar Tracy	10 20	1 05	9 27						14 Lv Crockett (To Vallejo) (PGL Bus)	7 30			7 15	
82	Lv Tracy	10A30	1 15	9A30						24 Ar Vallejo	7 47			h7 27	
93	Ar Lathrop		1 31							14 Lv Crockett	7 12			5 44	7 07
93	Lv Lathrop				59 Daily	53 Daily				14 " Selby					
102	Ar Stockton	11A10		10A10						15 " Tormey					
102	Lv Stockton				6 50	6 10				15 " Oleum					
115	" Lodi				7 15	6 25				13 " Rodeo					
118	" Acampo									12 " Pinole		15 55			
123	" Galt					6 40				12 " Richmond	7 40			6 12	7 28
131	" McConnell									18 " Berkeley	7 55			6 27	7 39
134	" Elk Grove									10 Ar Oakland (16th St.)	8 07			6 42	7 51
140	" Florin									14 Ar Oakland Pier	8 15			6 50	7 58
145	" Brighton									6 Ar San Francisco (Mkt. St.)	8 50			7 20	8 30
150	Ar Sacramento				8 30	7 30									

All P. M. time in Dark faced figures.
▲-Pacific Greyhound Bus.

b-Stops on flag to entrain pay passengers for Berkeley or beyond; also to detrain from Fresno or beyond.

f-Flag stop to entrain or detrain passengers.
▲-Pacific Greyhound Station.



● A recent survey of public opinion indicated that nine out of ten people thought 6% or more would be a fair profit for railroads. But the fact is that the railroads don't come out anywhere near that well.

In the years since 1938—four of them war years of tremendous traffic—the railroads earned an average of only 4% per year on their net investment in tracks, cars, engines, shops, stations and all the things it takes to produce the rail service which the nation needs.

In 1946—with wages and prices of material and fuel up more than 50% above prewar levels—railroads still hauled freight at prewar rates. Even with a slight rate increase during the last half of the year, earnings on net

investment dropped to an average of only 2 3/4%. Some railroads earned more, but others showed no profit at all—were, indeed, in the red for the year of the heaviest peacetime traffic in history.

At the end of 1946, the Interstate Commerce Commission authorized higher freight rates to become effective in 1947. These increases will help railroads meet their rising costs, and will give them a better chance to improve equipment, roadways, and other facilities—improvements necessary for continually better service.

But even with these increases, in 1947 railroads as a whole will probably average little more than 3% on their investments—just about half the 6% which is as little as anyone would consider a fair profit.

ASSOCIATION OF **AMERICAN RAILROADS**

SAN FRANCISCO TO SAN JOSE

VIA BURLINGAME - SAN MATEO - REDWOOD CITY - MENLO PARK - PALO ALTO

Miles	Table 164 (A)	110 Except Sundays	112 Daily	72 Daily	114 Daily	162 Sundays & Holidays (See a)	116 Except Sundays & Holidays (See a)	164 Sundays & Holidays (See a)	166 Saturdays Only (See #)	168 Saturdays Only (See #)	170 Saturdays Only (See #)	172 Saturdays Only (See #)	118 Except Saturdays	174 Saturdays Only (See #)	120 Daily	Del Monte 78 Daily	122 Except Saturdays & Holidays (See a)	124 Daily	126 Except Saturdays & Holidays (See a)	128 Except Saturdays & Holidays (See a)
0.0	Lv San Francisco (3rd St.)	A.M. 6 00	A.M. 7 00	A.M. 8 20	A.M. 8 25	A.M. 10 30	A.M. 11 10	A.M. 11 30	P.M. 12 18	P.M. 12 35	P.M. 1 00	P.M. 1 25	P.M. 1 35	P.M. 2 15	P.M. 3 05	P.M. 4 00	P.M. 4 05	P.M. 4 20	P.M. 4 40	P.M. 4 50
1.9	Lv 23rd St.	6 05	7 05		8 30							1 30	1 40	3 10		4 10	4 25	4 45	4 55	
3.1	Lv Newcomb Ave.																			
4.1	Lv Paul Ave.																			
5.2	Lv Bayshore	6 10	7 10		8 35	10 40	11 19			12 43		1 35	1 45	2 25	3 15			4 30		4 57
6.9	Lv Visitacion									12 46										5 01
8.6	Lv Butler Road	6 14	7 14		8 39							1 41	1 51	2 30	3 23			4 35	4 55	
9.3	Lv So. San Francisco	6 17	7 17		8 41	10 46	11 26			12 32		1 45	1 55	2 34	3 27			4 37	5 07	
11.0	Lv San Bruno	6 21	7 21		8 45	10 50	11 31			12 36				2 36	3 29	4 24		4 41	5 11	
12.1	Lv Lomita Park	6 23			8 48	10 52	11 33			12 38				2 38	3 31			4 43		
13.7	Lv Millbrae	6 25	7 25		8 52	10 54	11 35			1 02	1 49	1 59	2 03	2 43	3 36	4 30	4 49	5 00		
15.2	Lv Broadway	6 29	7 29		8 52	10 58	11 39	11 52	12 40	1 05	1 21	1 53						5 05		
16.3	Lv Burlingame	6 32	7 33	8 45	8 55	11 02	11 45	11 55	12 43	1 09	1 24	1 56	2 06	2 46	3 40	4 33	4 52	5 08	5 19	
17.9	Lv San Mateo	6 37	7 37	8 48	8 59	11 06	11 50	11 59	12 47	1 13	1 28	2 00	2 10	2 50	3 45	4 37	4 56	5 12	5 23	
18.9	Lv Hayward Park	6 39			9 03	11 09	11 53	12 03		1 16		2 03	2 13	2 53	3 48			5 01		
20.3	Lv Hillsdale	6 41	7 40		9 05	11 12	11 55	12 05		1 18		2 05	2 15	2 55	3 50			5 03		
21.9	Lv Belmont	6 43	7 42		9 05	11 12	11 55	12 05		1 20		2 07	2 17	2 57	3 52			5 03		
23.2	Lv San Carlos	6 46	7 46		9 08	11 16	12 01	12 08	12 54	1 24		2 10	2 20	3 01	3 56			5 06	5 33	
25.4	Lv Redwood City	6 50	7 51	8 56	9 12	11 21	12 07	12 12	12 58	1 28	1 38	2 14	2 24	3 05	4 02			5 11	5 21	5 37
27.8	Lv Atherton	6 53	7 53		9 15	11 25	12 10	12 15	1 02	1 31	1 41	2 17	2 27	3 08	4 05			5 14		
28.9	Lv Menlo Park	6 55	7 55		9 17	11 27	12 12	12 17	1 04	1 33	1 43	2 19	2 29	3 10	4 07			5 16	5 25	
30.1	Lv Palo Alto	7 00	8 02	9 05	9 22	11 31	12 17	12 21	1 08	1 38	1 48	2 24	2 34	3 14	4 12			5 17	5 29	5 44
31.8	Lv California Ave.	7 03	8 07		9 26	11 35	12 22		1 12	1 41	1 52	2 27	2 37	3 17	4 16			5 00	5 24	5 47
34.8	Lv Castro	7 10	8 14		9 33	11 42	12 30	12 30		1 48		2 34	2 44	3 24	4 24			5 07	5 31	5 38
36.1	Lv Mountain View	7 15	8 20		9 38	11 46	12 36	12 35		1 53		2 39	2 49	3 29	4 30			5 12	5 36	5 43
38.8	Lv Sunnyvale	7 15	8 20		9 45	11 53	12 44	12 45		2 00		2 49	2 59	3 36	4 38			5 14	5 44	
44.3	Lv Santa Clara	7 23	8 28		9 45	11 56						2 49	2 59	3 39	4 42			5 16	5 46	5 52
45.7	Lv College Park	7 23	8 32		9 45	11 56						2 49	2 59	3 39	4 42			5 16	5 46	5 52
46.9	Ar San Jose	7 30	8 35	9 30	9 50	11 59	12 50	12 50	1 34	2 05		2 55	3 05	3 43	4 45	4 59	5 25	5 50	5 55	6 05

Miles	Table 164 (B)	130 Except Saturdays & Holidays (See a)	176 Saturdays Only (See #)	132 Except Saturdays & Holidays (See a)	134 Except Saturdays & Holidays (See a)	136 Except Saturdays & Holidays (See a)	138 Except Saturdays & Holidays (See a)	140 Except Saturdays & Holidays (See a)	142 Except Saturdays & Holidays (See a)	146 Except Saturdays & Holidays (See a)	148 Except Saturdays & Holidays (See a)	144 Daily	150 Daily	152 Daily	154 Daily	156 Daily	158 Daily	106 Daily	Pacific Greyhound Bus Leaves PGL Sta. Daily
0.0	Lv San Francisco (3rd St)	P.M. 5 00	P.M. 5 00	P.M. 5 17	P.M. 5 20	P.M. 5 23	P.M. 5 26	P.M. 5 29	P.M. 5 32	P.M. 5 35	P.M. 5 45	P.M. 6 00	P.M. 6 30	P.M. 7 20	P.M. 8 30	P.M. 9 45	P.M. 11 10	A.M. 12 30	A.M. 12 30
1.9	Lv 23rd St.	5 05	5 05		5 20	5 23	5 26	5 29	5 32	5 40	5 50						11 15	12 35	
3.1	Lv Newcomb Ave.									5 42	5 52								
4.1	Lv Paul Ave.		5 07							5 45	5 55								
5.2	Lv Bayshore		5 11							5 48	5 58			7 29	8 39	9 54	11 20	12 40	12 46
6.9	Lv Visitacion									5 51	6 01	6 11	6 24	7 34	8 45	10 00	11 26	12 44	
8.6	Lv Butler Road		5 14							5 54	6 04	6 14	6 27	7 37	8 48	10 03	11 29	12 46	12 55
9.3	Lv So. San Francisco		5 21							5 57	6 07	6 17	6 30	7 40	8 51	10 06	11 32	12 49	13 04
11.0	Lv San Bruno		5 23							5 59	6 09	6 19	6 32	7 42	8 53	10 08	11 34	12 51	13 06
12.1	Lv Lomita Park	5 14	5 23							5 53	6 03	6 13	6 26	7 36	8 47	10 02	11 28	12 45	13 00
13.7	Lv Millbrae	5 16	5 25							5 53	6 03	6 13	6 26	7 36	8 47	10 02	11 28	12 45	13 00
15.2	Lv Broadway	5 22	5 30						5 53	5 58	6 08	6 18	6 31	7 41	8 52	10 07	11 33	12 53	13 09
16.3	Lv Burlingame	5 26	5 33					5 51	5 59	6 01	6 15	6 27	6 58	7 49	8 59	10 15	11 41	1 00	13 17
17.9	Lv San Mateo	5 30	5 37				5 49	5 59	6 07	6 04	6 19	6 31	7 02	7 53	9 03	10 19	11 45	1 04	13 20
18.9	Lv Hayward Park		5 39				5 52		6 09	6 06	6 21	6 33	7 04	7 55	9 05	10 21	11 46	1 06	
20.3	Lv Hillsdale		5 41			5 47		5 58	6 09	6 06	6 23	6 34	7 05	7 57	9 07	10 23	11 47	1 08	13 28
21.9	Lv Belmont		5 43				5 58		6 12	6 09	6 26	6 37	7 08	7 59	9 09	10 25	11 49	1 10	13 33
23.2	Lv San Carlos		5 48			5 53		6 08	6 14	6 14	6 29	6 41	7 12	8 02	9 12	10 28	11 54	1 13	13 35
25.4	Lv Redwood City		5 52		5 53		6 06	6 08	6 18	6 18	6 33	6 45	7 16	8 06	9 16	10 32	11 58	1 17	13 40
27.8	Lv Atherton	5 43	5 56		5 57			6 16	6 21	6 21	6 36	6 48	7 19	8 09	9 19	10 35	12 01	1 20	
28.9	Lv Menlo Park	5 46	5 58			6 01		6 16	6 25	6 25	6 40	6 52	7 23	8 12	9 22	10 37	12 03	1 22	13 51
30.1	Lv Palo Alto		6 02	5 56		6 10		6 21	6 27	6 27	6 43	6 54	7 25	8 16	9 26	10 41	12 07	1 26	3 55
31.8	Lv California Ave.		6 05	6 00			6 17	6 21	6 31	6 31	6 47	6 57	7 28	8 19	9 29	10 44	12 11	1 29	
34.8	Lv Castro						6 21	6 25	6 33	6 33	6 49	6 59		7 34	8 27	9 36	10 52	12 17	1 36
36.1	Lv Mountain View	6 00	6 12			6 13		6 30	6 42	6 42	6 58	7 07	7 39	8 33	9 41	10 57	12 22	1 41	
38.8	Lv Sunnyvale		6 17		6 12		6 23		6 42	6 42	6 58	7 07	7 39	8 33	9 41	10 57	12 22	1 41	
44.3	Lv Santa Clara	6 13	6 24			6 25		6 41	6 50	6 50	7 14	7 23	7 55	8 48	9 57	11 04	12 29	1 49	
45.7	Lv College Park	6 17	6 30			6 25		6 41	6 50	6 50	7 14	7 23	7 55	8 48	9 57	11 04	12 29	1 49	
46.9	Ar San Jose	6 20	6 34		6 25	6 30	6 35	6 40	6 46	6 55	7 10	7 20	7 50	8 45	9 55	11 10	12 35	1 55	

All PM time in dark faced figures.
 Baggage is carried on Trains 116, 120.
 a—Holidays indicated are—New Year's Day, Washington's Birthday, Decoration Day, July Fourth, Labor Day, Thanksgiving, Christmas.
 †—PGL Depot—7th and Mission Sts. Does not Stop at S.P. 3rd St. station.
 e—Stops only on Sundays and Holidays (See a), on flag.
 f—Flag stop to entrain or detain passengers.
 g—Stops only on Saturdays.
 h—Stops only on Saturdays, on flag.
 i—Only stops on Saturdays, Sundays and Holidays (See a), on flag.
 *—Does not operate on Holidays (See a).
 ©—Individual weekly and monthly commutation tickets are not honored between San Francisco and San Jose and/or intermediate stations; except tickets to or from Los Gatos and points beyond San Jose will be honored.

SAN JOSE TO SAN FRANCISCO

VIA PALO ALTO - MENLO PARK - REDWOOD CITY - SAN MATEO - BURLINGAME

Table 165

Miles (A)		105 Except Sundays (See a)	107 Except Holidays (See a)	109 Except Sundays (See a)	111 Except Sundays &Holidays (See a)	113 Except Saturdays &Holidays (See a)	115 Except Sundays &Holidays (See a)	163 Sundays &Holidays (See a)	117 Except Sundays &Holidays (See a)	119 Except Saturdays &Holidays (See a)	121 Except Sundays &Holidays (See a)	123 Except Saturdays &Holidays (See a)	127 Except Sundays &Holidays (See a)	129 Except Sundays &Holidays (See a)	125 Except Saturdays &Holidays (See a)	131 Except Sundays &Holidays (See a)	Coaster 69 Daily	165 Sundays &Holidays (See a)	133 Except Sundays &Holidays (See a)	
0.0	Lv San Jose	A.M. 4 45	A.M. 5 10	A.M. 5 45	A.M. 6 10	A.M. 6 15	A.M. 6 30	A.M. 6 30	A.M. 6 35	A.M. 6 40	A.M. 6 50	A.M. 6 55	A.M. 7 05	A.M. 7 15	A.M. 7 20	A.M. 7 25	A.M. 7 30	A.M. 7 35	A.M. 7 40	A.M. 7 45
1.2	Lv College Park	4 47	5 12	5 47	6 10	6 15	6 30	6 30	6 35	6 40	6 50	6 55	7 05	7 15	7 20	7 25	7 30	7 35	7 40	7 45
2.6	Lv Santa Clara		5 15	5 50	6 15	6 20	6 35	6 35	6 40	6 45	6 55	7 00	7 10	7 15	7 20	7 25	7 30	7 35	7 40	7 45
8.1	Lv Sunnyvale	4 56	5 22	5 57	6 22	6 27	6 42	6 42	6 47	6 52	7 02	7 12	7 22	7 32	7 37	7 42	7 47	7 52	7 57	8 02
10.8	Lv Mountain View	5 00	5 27	6 02	6 27	6 30	6 45	6 49	6 50	6 55	7 04	7 12	7 20	7 30	7 35	7 40	7 45	7 50	7 55	8 00
12.1	Lv Castro	5 03	5 30	6 05	6 30	6 33	6 48	6 52	6 53	6 58	7 07	7 15	7 25	7 35	7 40	7 45	7 50	7 55	8 00	8 05
15.1	Lv California Ave.	5 07	5 33	6 08	6 33	6 37	6 52	6 55	6 59	7 05	7 12	7 20	7 30	7 40	7 45	7 50	7 55	8 00	8 05	8 10
16.8	Lv Palo Alto	5 15	5 37	6 12	6 37	6 41	6 56	6 59	7 01	7 05	7 12	7 20	7 30	7 40	7 45	7 50	7 55	8 00	8 05	8 10
18.0	Lv Menlo Park	5 17	5 40	6 14	6 39	6 43	6 58	7 01	7 01	7 05	7 12	7 20	7 30	7 40	7 45	7 50	7 55	8 00	8 05	8 10
19.1	Lv Atherton	5 19	5 42	6 16	6 41	6 45	6 60	7 03	7 03	7 07	7 14	7 22	7 32	7 42	7 47	7 52	7 57	8 02	8 07	8 12
21.5	Lv Redwood City	5 24	5 47	6 21	6 46	6 50	7 05	7 09	7 09	7 13	7 20	7 28	7 38	7 48	7 53	7 58	8 03	8 08	8 13	8 18
23.7	Lv San Carlos	5 28	5 51	6 25	6 50	6 54	7 09	7 13	7 16	7 20	7 27	7 35	7 45	7 55	8 00	8 05	8 10	8 15	8 20	8 25
25.0	Lv Belmont	5 30	5 53	6 27	6 52	6 56	7 11	7 15	7 18	7 22	7 29	7 37	7 47	7 57	8 02	8 07	8 12	8 17	8 22	8 27
26.6	Lv Hillsdale	5 32	5 55	6 29	6 54	6 58	7 13	7 17	7 20	7 24	7 31	7 39	7 49	7 59	8 04	8 09	8 14	8 19	8 24	8 29
28.0	Lv Hayward Park	5 35	5 58	6 32	6 57	7 01	7 16	7 20	7 23	7 27	7 34	7 42	7 52	8 02	8 07	8 12	8 17	8 22	8 27	8 32
29.0	Lv San Mateo	5 38	6 02	6 36	7 01	7 05	7 20	7 24	7 27	7 31	7 38	7 46	7 56	8 06	8 11	8 16	8 21	8 26	8 31	8 36
30.6	Lv Burlingame	5 41	6 06	6 40	7 05	7 09	7 24	7 28	7 31	7 35	7 42	7 50	8 00	8 10	8 15	8 20	8 25	8 30	8 35	8 40
31.7	Lv Broadway	5 44	6 09	6 43	7 08	7 12	7 27	7 31	7 34	7 38	7 45	7 53	8 03	8 13	8 18	8 23	8 28	8 33	8 38	8 43
33.2	Lv Millbrae	5 46	6 11	6 45	7 10	7 14	7 29	7 33	7 36	7 40	7 47	7 55	8 05	8 15	8 20	8 25	8 30	8 35	8 40	8 45
34.8	Lv Lomita Park	5 48	6 13	6 47	7 12	7 16	7 31	7 35	7 38	7 42	7 49	7 57	8 07	8 17	8 22	8 27	8 32	8 37	8 42	8 47
35.9	Lv San Bruno	5 53	6 18	6 53	7 08	7 12	7 27	7 31	7 34	7 38	7 45	7 53	8 03	8 13	8 18	8 23	8 28	8 33	8 38	8 43
37.6	Lv South San Francisco	5 56	6 22	6 57	7 03	7 07	7 22	7 26	7 29	7 33	7 40	7 48	7 58	8 08	8 13	8 18	8 23	8 28	8 33	8 38
38.3	Lv Butler Road				7 08	7 12	7 27	7 31	7 34	7 38	7 45	7 53	8 03	8 13	8 18	8 23	8 28	8 33	8 38	8 43
40.0	Lv Visitation				7 15	7 19	7 34	7 38	7 41	7 45	7 52	8 00	8 10	8 20	8 25	8 30	8 35	8 40	8 45	8 50
41.7	Lv Bayshore	6 02	6 28	7 03	7 18	7 22	7 37	7 41	7 44	7 48	7 55	8 03	8 13	8 23	8 28	8 33	8 38	8 43	8 48	8 53
42.8	Lv Paul Ave.		6 30		7 24	7 28	7 43	7 47	7 50	7 54	8 01	8 10	8 20	8 30	8 35	8 40	8 45	8 50	8 55	9 00
43.8	Lv Newcomb Ave.	6 05		7 06																
45.0	Lv 23rd St.	6 10	6 34	7 10	7 25	7 30	7 38	7 42	7 45	7 49	7 56	8 04	8 14	8 24	8 29	8 34	8 39	8 44	8 49	8 54
46.9	Ar San Francisco (3rd St.)	6 15	6 40	7 15	7 30	7 35	7 43	7 47	7 50	7 54	8 01	8 09	8 19	8 29	8 34	8 39	8 44	8 49	8 54	8 59

Table 165

(B)	135 Except Sundays &Holidays (See a)	137 Except Sundays &Holidays (See a)	167 Sundays &Holidays (See a)	77 Del Monte Daily	139 Except Sundays &Holidays (See a)	169 Sundays &Holidays Only (See a)	141 Except Sundays &Holidays (See a)	143 Daily	145 Except Sundays &Holidays (See a)	171 Sundays &Holidays (See a)	147 Daily	149 Daily	153 Daily	151 Except Sundays &Holidays (See a)	71 Daily	155 Daily	157 Daily
Lv San Jose	A.M. 8 03	A.M. 8 43	A.M. 8 50	A.M. 9 30	A.M. 9 55	A.M. 11 15	P.M. 1 01	P.M. 1 35	P.M. 1 50	P.M. 2 25	P.M. 3 50	P.M. 5 15	P.M. 6 15	P.M. 6 30	P.M. 8 10	P.M. 9 10	P.M. 10 15
Lv College Park						11 20	12 06	1 40	1 56	2 31	3 55	5 20	6 20	6 35		9 15	10 20
Lv Santa Clara	8 08		8 55		10 00	11 20	12 06	1 40	1 56	2 31	3 55	5 20	6 20	6 35		9 15	10 20
Lv Sunnyvale	8 15		8 52		10 08	11 27	12 13	1 47	2 03	2 38	4 03	5 27	6 27	6 43		9 22	10 27
Lv Mountain View	8 20	8 57	9 07		10 12	11 31	12 18	1 51	2 12	2 43	4 07	5 32	6 31	6 54	8 26	9 27	10 32
Lv Castro																	
Lv California Ave.	8 26	9 03	9 13		10 19	11 37	12 25	1 58	2 18	2 50	4 14	5 39	6 37	7 01		9 34	10 39
Lv Palo Alto	8 30	9 07	9 16	9 49	10 23	11 40	12 29	2 02	2 28	2 54	4 18	5 44	6 41	7 12	8 37	9 39	10 44
Lv Menlo Park	8 32		9 18		10 25	11 42	12 31	2 04	2 30	2 56	4 20	5 46	6 43	7 14		9 41	10 46
Lv Atherton	8 34		9 20		10 27	11 44	12 33	2 06	2 32	2 58	4 22	5 48	6 45	7 16		9 43	10 48
Lv Redwood City	8 40	9 15	9 24	9 57	10 33	11 48	12 38	2 11	2 48	3 12	4 28	5 54	6 49	7 26	8 47	9 49	10 53
Lv San Carlos	8 44	9 19	9 28		10 37	11 52	12 42	2 15	2 52	3 16	4 32	5 58	6 53	7 28		9 53	10 57
Lv Belmont	8 46		9 30		10 39	11 54	12 46	2 17	2 54	3 18	4 34	5 60	6 55	7 30		9 55	10 59
Lv Hillsdale	8 48		9 32		10 41	11 56	12 48	2 19	2 56	3 20	4 36	5 62	6 57	7 32		9 57	11 01
Lv Hayward Park																	
Lv San Mateo	8 55	9 27	9 38		10 46	12 02	12 51	2 25	3 11	3 33	4 42	6 08	7 03	7 44	8 56	10 03	11 07
Lv Burlingame	8 59	9 31	9 42	10 10	10 50	12 06	12 55	2 29	3 18	3 37	4 46	6 13	7 07	7 49	9 01	10 07	11 11
Lv Broadway	9 02	9 34	9 44		10 53	12 08	12 58	2 32	3 21	3 41	4 49	6 17	7 10	7 54		10 11	11 15
Lv Millbrae	9 04		9 46		10 55	12 10	1 00	2 34	3 23	3 43	4 51	6 19	7 12	7 56		10 13	11 17
Lv Lomita Park	9 06		9 48		10 57	12 12	1 02	2 36	3 25	3 45	4 53	6 21	7 14	7 58		10 15	11 19
Lv San Bruno	9 11		9 52		11 01	12 16	1 06	2 39	3 35	3 50	4 57	6 24	7 17	8 15		10 18	11 25
Lv South San Francisco	9 15		9 55		11 05	12 19	1 09	2 43	3 44	3 55	5 01	6 29	7 21	8 25		10 22	11 29
Lv Butler Road																	
Lv Visitation																	
Lv Bayshore			10 00														
Lv Paul Ave.						12 25	1 15	2 49	3 50	4 00	5 07	6 35	7 25			10 30	11 36
Lv Newcomb Ave.																	
Lv 23rd St.																	
Ar San Francisco (3rd St.)	9 30	9 55	10 10	10 35	11 20	12 35	1 25	3 00	4 00	4 10	5 15	6 45	7 35	8 45	9 30	10 40	11 45

All PM time in Dark faced figures.
 Baggage is carried on trains 145 171 151 5153.
 a-Holidays indicated are—New Year's Day, Washington's Birth- day, Decoration Day, July Fourth, Labor Day, Thanks- giving, Christmas.
 s-Sundays and Holidays (a) only.
 †-Stops only on Sundays, on flag.
 e-Stops daily except Sundays and Holidays (a) on flag.
 e-Stops only on Sundays and Holidays (See a), on flag.
 f-Flag stop to entrain or detrain passengers.
 g-Stops only on Saturdays.
 h-Stops only on Saturdays, on flag.
 k-Does not stop on Saturdays.
 o-Individual weekly and monthly commutation tickets are not honored between San Francisco and San Jose and/or Interme- diate stations, except tickets to or from Los Gatos and points beyond San Jose will be

SAN FRANCISCO • SACRAMENTO

VIA CROCKETT (VALLEJO) - MARTINEZ (BENICIA) - DIXON - DAVIS

(A)	Table 166																	
Mis.	204 Daily	224 Daily	52 Daily	56 Daily	246 Exc Su & (a)	244 Sun & (a) only	14 Daily	248 Daily	58 Daily	22 Daily	26 Daily	20 Daily	32 Daily					
0	Ly San Francisco (Market St.)	4 30	7 30	8 00	10 00	1 30	2 00	5 00	5 30	6 30	7 00	7 30	8 00	8 00				
4	Ar Oakland Pier	4 50	7 50	8 20	10 20	1 50	2 20	5 30	6 00	7 20	7 50	8 20	8 20					
4	Ly Oakland Pier	5 30	7 56	8 25	10 30	2 00	2 25	5 40	6 04	7 00	7 35	8 20	8 55					
6	Ar Oakland (16th St.)	5 40	8 02	8 32	10 38	2 08	2 33	5 49	6 04	7 09	7 44	8 31	9 06					
9	Ar Berkeley	5 54	8 10	8 40	10 47	2 18	2 42	5 58	6 13	7 20	7 54	8 43	9 18					
13	Ar Stege																	
15	Ar Richmond	6 08		8 49	10 57	2 29	2 52		7 32	8 06	8 57	9 23	9 32					
17	Ar San Pablo			8 49	10 57	2 29	2 52		7 32	8 06	8 57	9 23	9 32					
19	Ar Giant																	
23	Ar Pinole	6 23			11 09	2 41	3 03											
24	Ar Hercules																	
25	Ar Rodeo	6 24				2 43												
26	Ar Oleum	6 25				2 44												
27	Ar Tormey																	
28	Ar Selby	6 26			11 13	2 45												
29	Ar Crockett	6 41		9 12	11 22	2 54	3 13	6 24	6 40	7 58	8 31	9 23	9 50	9 58				
0	Ly Crockett	P.G.L. Bus 7 30		9 24	11 22	3 20	3 40	7 15	7 27			9 45			* 6 40	* 1 00	* 2 05	
5	Ar Vallejo (401 York St.)	P.G.L. Bus 7 47		9 41	11 22	3 20	3 40	7 15	7 27			9 58			7 00	1 13	2 23	
31	Ly Port Costa	6 45			11 27	2 59	3 17											
35	Ar Martinez (To Benicia)	7 10		9 23	11 35	3 10	3 26	6 36	6 50	8 10	8 43	9 40	10 05	10 15				
35	Ly Martinez	7 10				3 10	3 26	6 36	6 50	8 10	8 43	9 40	10 05	10 15				
43	Ar Pierce																	
45	Ar Cygnus																	
46	Ar Teal																	
48	Ar Jacksnipe																	
52	Ar Suisun-Fairfield	7 40				3 44	3 52	7 10										
55	Ar Tolenas																	
62	Ar Elmira	7 55				3 57	4 04											
70	Ar Dixon	8 13				4 15	4 15											
79	Ar Davis	8 37	9 32			4 38	4 28	7 30	7 40			9 54						
92	Ar Sacramento	9 00	9 50			5 00	4 50		8 00			10 20	11 15					

No. 15 Lv Davis *6.30, Ar Sacramento 6.50.

No. 16 Lv Sacramento *10.20, Ar Davis 10.40.

(B)	Table 166																	
Mis.	25 Daily	21 Daily	19 Daily	23 Daily	57 Daily	247 Daily	2/23 Daily	13 Daily	229 Exc Su & (a)	243 Sun & (a) only	55 Daily	223 Daily	51 Daily	241 Sun & (a) only	241 Exc Su & (a)			
Ly Sacramento	2 30	4 30	†	5 25		7 20	7 30	†	1 35	2 10		5 25		8 00	8 00			
Ar Davis	2 45	4 52	†	5 25		7 36	7 50	9 15	1 55	2 26		5 40		8 25	8 25			
Ar Dixon			†	5 34			8 01		2 07	2 35				8 35	8 36			
Ar Elmira			†						2 17	2 44								
Ar Tolenas			†															
Ar Suisun-Fairfield	3 12	5 30	†	5 54		8 04	8 25		2 35	2 56				8 55	8 58			
Ar Jacksnipe			†															
Ar Teal			†															
Ar Cygnus			†															
Ar Martinez (To Benicia)		5 57	†	6 17	6 38	8 25	8 50	10 03	2 56	3 17		6 26		9 17	9 22			
Ly Martinez		5 57	†	6 17	6 38	8 25	8 50	10 03	2 56	3 17		6 26		9 17	9 22			
Ar Port Costa			†			8 31	8 50		3 02	3 23	5 28			9 23	9 28			
Ly Vallejo (401 York St.)			†	6 15	6 15	8 33	8 50		2 30	2 30				8 00	8 00	* 11 45	* 5 55	
Ar Crockett			†	6 28	6 28	8 50	8 50		2 48	2 48				8 13	8 13	12 03	6 15	
Ly Crockett	3 47	6 15	†	6 32	6 56	7 12	9 07		3 11	3 28	5 44			7 07	9 30	9 40		
Ar Selby		†																
Ar Tormey		†																
Ar Oleum		†																
Ar Rodeo		†																
Ar Hercules		†																
Ar Pinole		†																
Ar Giant		†																
Ar San Pablo		†																
Ar Richmond	4 16	6 45	†	6 59	7 24	7 40	9 36		3 38	3 50	6 12			7 28	9 53	10 05		
Ar Stege		†																
Ar Berkeley	4 43	7 04	†	7 15	7 41	7 55	9 05	9 52	4 01	4 12	6 27			7 05	10 05	10 20		
Ar Oakland (16th St.)	5 05	7 22	†	7 33	7 57	8 07	9 16	10 07	4 12	4 12	6 42			7 15	10 17	10 35		
Ar Oakland Pier	5 15	7 30	†	7 40	8 05	8 15	9 23	10 15	4 20	4 20	6 50			7 58	10 25	10 42		
Ly Oakland Pier	5 30	8 00	†	8 10	8 30	8 30	9 30	10 30	4 30	4 30	7 00			8 10	10 30	10 50		
Ly San Francisco (Market St.)	5 50	8 20	†	8 30	8 50	8 50	9 50	10 50	4 50	4 50	7 20			8 30	10 50	11 10		

ONLY
\$1.98 one way
\$3.60 round trip
 between
San Francisco
 and
Sacramento
 (plus 15% Federal Tax)

PROTECT
YOUR
FUTURE
 Buy
EXTRA U. S.
Savings
Bonds
NOW!

All PM time in Dark faced figures.
 * - Daily.
 † - From Davis only.
 ‡ - To Davis only.
 † - Carries Club Car and Cafe-Lounge (no extra charge for Lounge or Club Car seats).
 □ - Carries Diner and Club Car (no extra charge for seats).
 ○ - Carries Club Car (no extra charge for seats).

▲ - New Year's Day, Washington's Birthday, Decoration Day, July Fourth, Labor Day, Thanksgiving, Christmas.
 b - Stops on flag to entrain pay passengers; also detrain from Suisun-Fairfield and beyond.
 f - Flag stop to entrain or detrain passengers.
 k - Stops on flag to detrain pay passengers from Ogden or beyond.
 Exe. - Except.

r - Pacific Greyhound Station.
 n - Stops on flag Tuesdays and Saturdays.
 z - Stops on flag to entrain pay passengers for Woodland or beyond.

PACIFIC ELECTRIC RAILWAY

SUBURBAN SERVICE IN SOUTHERN CALIFORNIA

LOS ANGELES STATIONS

Main Street Station—610 So. Main St.
 Subway Terminal Station—423 So. Hill St.
 (15 Minutes via street car from Union Station)
 Running times shown are approximate times to last station of each line.

Table 167

ALHAMBRA—PASADENA

Leave Alhambra (S. P. Sta.) for Pasadena (S. P. Sta.) (Motor Coach—15 minutes) *7.50, *9.15, *1.45, 8.15.
 Leave Pasadena (S. P. Sta.) for Alhambra (S. P. Sta.) (Motor Coach—15 minutes) *11.00, *12.20, *2.35, *6.20, *7.50.

LOS ANGELES (Union Station) TO PASADENA

Via Pasadena Short Line (32 minutes) 5.50, 6.22, 6.54, *7.08, 7.24, 7.41, 7.53, 8.01, 8.11, 8.26, 8.46, 9.06, 9.26, 9.46, 10.03, and every 20 minutes until 4.23, 4.38, 4.48, 4.58, 5.08, 5.18, 5.28, 5.38, 5.53, 6.08, 6.28, 6.48, 7.08, 7.27, 7.47, 8.27, 9.06, 9.47, 10.27, 11.07, 11.47, 12.27, 1.10, 2.10, 3.10. 20 minute service Sundays, 6.22, 7.03, 7.43, 8.13, 8.43, 9.13, 9.43, 10.03 until 7.23, 7.47, 8.27, 9.06, 9.47, 10.27, 11.07, 11.47, 12.27, 1.10, 2.10, 3.10.

Via Pasadena Oak Knoll Line (33 minutes) 5.54, 6.15, 6.46, 7.10, 7.34, 7.44, 7.56, 8.06, 8.16, 8.36, 8.56, 9.16, 9.36, 9.53, and every 20 minutes until 4.13, 4.28, 4.43, 4.53, 5.03, 5.13, 5.23, 5.33, 5.48, 6.03, 6.18, 6.38, 6.58, 7.30, 8.07, 8.47, 9.27, 10.07, 10.47, 11.27, 12.07, 12.47, *1.47, 20 minute service Sundays, 6.02, 6.43, 7.23, 7.58, 8.28, 8.58, 9.28, 9.53 to 7.13, 7.36, 8.07, 8.47, 9.27, 10.07, 10.47, 11.27, 12.07, 12.47.

ARLINGTON—REDLANDS MOTOR COACH LINE

Leave Colton for San Bernardino-Redlands (46 minutes) 5.10, *5.40, 6.10, *6.37, 7.03, 7.33, *7.53, *7.58, *8.03, 8.28, *8.48, *9.00, and approximate 30-minute service until 7.40, 8.05, 8.40, 9.15, 9.50, 11.00, 12.19.

Leave Redlands for Colton 5.50, *6.20, 6.50, *7.20, 7.50, and every 30 minutes until 7.20, 8.00, 8.30, 9.00, 9.35, 10.20, 11.00, 12.35.

Leave Colton for Riverside-Arlington, 6.30, *7.00, 7.30, *8.00, 8.30, and approximate 30-minute service until 8.00, 8.40, 9.10, 9.40, 10.15, 11.00, 11.40, 1.13.

Leave Arlington for Colton—6.22, *6.52, *7.08, *7.13, *7.20, *7.23, *7.43, *8.03, *8.17, *8.23, 8.47, *9.07, *9.17, *9.27, 9.47, and every 30 minutes until *3.13, *3.43, *4.02, *4.13, *4.43, *5.13, 5.47, 6.17, 6.57, 7.26, 8.01, 8.36, 9.11, *9.51, 10.21, *11.00, 11.40, *12.08, *1.01.

Table 168

FROM LOS ANGELES—UNION STATION (Rail Service Passing Station, Aliso and Alameda)

ARCADIA—MONROVIA LINE—Santa Anita Race Track, Arcadia (PERY.) (50 minutes)—4.54, 5.44, 6.34, 7.05, 7.31, 7.56, 8.20 and every 30 minutes until 3.50, 4.05, 4.20, 4.40, 4.55, 5.05, 5.15, 5.25, 5.35, 5.55, 6.15, 6.35, 6.55, 7.20 and every 30 minutes until 9.50, 10.30, 11.30, 12.36. 30 minute service Sundays 5.50, 7.20, 8.20 to 9.50, 10.30, 11.30, 12.36.

EL MONTE—BALDWIN PARK LINE—(PERY.) (50 minutes)—4.58, 5.58, 6.28, 6.58, 7.18, 7.38, 7.58, 8.18, 8.58, and every 30 minutes until 3.58, 4.18, 4.38, 4.58, 5.13, 5.28, 5.43, 5.58, 6.18, 6.38, 6.58, and every 30 minutes until 10.58, 11.43, 12.33. 30 minute service Sundays, 6.09, 7.09, 8.09, 9.09, 9.58 to 10.58, 11.43, 12.33.

GLENDORA LINE—Duarte, Azusa (PERY.) (1 hour, 10 minutes)—4.54, 6.34, 7.05, 7.56, 8.50 and every hour until 3.50, 4.20, 4.55, 5.25, 5.55, 6.35, 6.55, 7.50, 8.50, 9.50, 10.30, 11.30, 12.36. Hourly service Sundays 5.50, 7.20, 8.20, 8.50 to 9.50, 10.30, 11.30, 12.36.

SIERRA MADRE LINE—(PERY.) (50 minutes)—4.54, 5.44, 6.34, 7.31, 8.20, and every hour until 3.20, 4.05, 4.40, *5.05, 5.15, 5.35, 5.55, 6.15, 6.35, 7.20, 8.20, 9.20, 10.30, 11.30, 12.36. Hourly service Sundays, 5.50, 7.20 to 9.20, 10.30, 11.30, 12.36.

(Motor Coach Service Passing Station, Macy and Alameda)

ALHAMBRA—SAN GABRIEL—TEMPLE CITY—ARCADIA LINE—(Motor Coach) (55 minutes) 4.51, 5.57, 6.32, 6.52, 7.07, 7.18, and frequent service until 7.13, 7.33, and every 30 minutes until 10.03, 10.43, 11.23, 12.03, 12.43. Sunday service 5.07, 6.57, 7.32, 8.03, 8.33, 9.03, 9.33, 10.03, and every 20 minutes until 8.03, 8.33, 9.03, 9.33, 10.03, 10.43, 11.23, 12.03, 12.43. 30 minute service through to Arcadia, 7.44 to 7.30.

POMONA LINE—Baldwin Park, Covina, San Dimas, La Verne (Motor Coach) (1 hour, 30 minutes) Daily: 6.05, *6.07, *7.20, 8.19, 9.19, 10.19, 11.19, 12.19, *12.31, 1.19, 2.19, 3.19, *4.15, *4.19, *4.35, *4.55, *5.15, *5.19, *5.35, *6.03, *6.42, *6.49, 8.22, 9.52, 11.27.

RIVERSIDE LINE—El Monte, Pomona, Ontario (via Motor Transit) (1 hour, 58 minutes) Daily Schedule: 4.26, 5.26, *6.16, *6.21, *7.13, *7.18, *8.53, *9.58, and every 40 minutes until 2.38, 3.19, 3.59, 4.37, 5.17, 5.57, 6.38, 7.18, 8.28, 9.48, 11.28, 1.11.

SAN BERNARDINO LINE—Claremont, Upland, Cucamonga, Etiwanda, Fontana, Rialto (Motor Coach) (2 hours 2 minutes)—6.37, 7.58, 8.58, 9.58, 10.58, 11.58, 12.58, 1.58, 2.58, 3.59, 4.57, 5.57, 6.54, 7.48, 9.08, 10.20, 12.13.

*—Daily.
 †—Sunday only.
 ‡—Daily except Sunday and Holidays.
 §—Daily except Saturday and Sunday.
 ¶—All PM time in Dark faced figures.

c—Daily except Saturday.
 d—Saturday only.
 e—Saturday night-Sunday morning only.
 f—To Seal Beach only.
 g—To Riverside only.

Corrected to 3-17-47

(C)

Table 169

FROM LOS ANGELES—MAIN STREET STATION

LONG BEACH—Watts, Compton (P. E. Ry.) (1 hour)—4.05, 5.05, 5.35, 6.05, and every 20 minutes until 7.05 and every 30 minutes until 12.30, 1.15, 2.15, 3.15.

Sunday Service 4.05, 5.05, 5.45, 6.25, 7.05, 7.45, and every 20 minutes to 9.30, then every 30 minutes until 12.30, 1.15, 2.15, 3.15.

NEWPORT LINE—Belmont Shore, Seal Beach, Sunset Beach, Huntington Beach, Newport Beach, Balboa (Motor Coach via Lakewood Blvd.) (1 hour, 37 minutes)—*5.20, 7.30, *8.30, 9.30, 11.30, 1.30, *2.30, 3.30, *3.55, *4.20, *4.35, 4.50, *5.01, 5.20, 5.50, 7.45, 9.45. Sunday service 7.30, 9.30, 11.30, 1.30, 3.30, 5.30, 7.45, 9.45.

NEWPORT RAIL LINE—d12.29, e5.04.

SAN PEDRO—Watts, Compton, Wilmington (P. E. Ry.) (1 hour, 05 minutes)—3.47, 4.37, 5.27, 5.47, 6.07, 6.27, 6.47, 7.07, 7.47, 8.11, 8.35, and every 20 minutes until 6.29, 6.55, 7.15, and every 30 minutes until 12.45, 1.45, 2.45. Sunday service 3.47, 4.37, 5.27, 6.07, 6.47, 7.27, 7.55, 8.15, and every 20 minutes until 7.15, then every 30 minutes until 12.45, 1.45, 2.45.

SANTA ANA—Watts, Lynwood, Bellflower, Artesia, Garden Grove (P. E. Ry.) (1 hour, 36 minutes) 3.21, 5.21, and every hour until 4.21, *4.51, *5.21, *6.51, and every hour until 12.21.

SANTA CATALINA ISLAND—Avalon—(P. E. Ry. to Wilmington, Steamer to Avalon). Leave Los Angeles *8.50, leave Wilmington *10.00, arrive Avalon *12.40. Return leave Avalon *4.30, arrive Wilmington *6.50, arrive Los Angeles *7.55.

SUNLAND LINE—Glendale, Montrose, La Crescenta, Tujunga, Sunland (Motor Transit) (1 hour, 10 minutes)—7.50, 8.10, 8.35, and every 30 minutes until 4.05, 4.20, 4.38, 4.53, 5.05, 5.20, 5.30, 5.46, 6.06, 6.25, 6.55, 7.30, 8.10, 8.55, 9.40, 10.25, 11.10, 11.55, 12.40. 30 minute service Sundays, 7.20, 8.15 to 8.45, 9.20, 9.55, 10.30, 11.10, 11.55, 12.40.

SANTA ANA VIA WHITTIER—East Los Angeles, Montebello, Pico, Brea, Anaheim, Santa Ana (Motor Transit) (2 hours, 15 minutes)—*6.05, *7.00, and every hour until *3.00, *4.00, *4.15, *7.15, *8.30, *9.25, *9.35, *9.55, *10.35.

SANTA ANA VIA NORWALK—East Los Angeles, Downey, Santa Fe Springs, Norwalk, Fullerton, Orange (Motor Coach)—5.50, *6.50, 7.45, and every hour until 5.45, 6.55, 9.30, 11.20.

(D)

Table 170

FROM LOS ANGELES—SUBWAY TERMINAL STATION

BURBANK LINE (P. E. Ry.) (45 minutes)—4.24, 4.54, 5.19, 5.44, 5.59, 6.16, 6.33, 7.13, 7.33, 7.57, and every 20 minutes until 3.19, 3.49, 4.19, 4.48, 5.03, 5.09, 5.11, 5.28, 5.49, 6.09, 6.29, 6.49, 7.19, 7.49, and every 25 minutes until 11.34, 12.04, 12.24, 12.44, 1.14, 1.44, 2.14, 3.14. 30 minute service Sundays 4.24, 5.14, 5.44, 6.14, 6.44, 7.14, 7.44, 8.17, and every 20 minutes until 11.19, 11.54, 12.24, 12.44, 1.14, 2.14, 3.14.

GLENDALE LINE (P. E. Ry.) (35 minutes)—4.24, 4.54, 5.19, 5.44, 5.59, 6.16, 6.33, and every 10 minutes until 11.34, 11.49, 12.04, 12.24, 12.44, 1.14, 1.44, 2.14, 3.14. Sunday Service, 3.59, 4.24, 5.14, 5.44, 6.14, 6.44, 7.14, 7.44, 8.17, 8.37, 8.57, and every 10 minutes until 11.37, 11.54, 12.09, 12.24, 12.44, 1.14, 2.14, 3.14.

LOS ANGELES—HOLLYWOOD—BEVERLY HILLS LINE—West Hollywood (P. E. Ry.) (45 minutes)—5.30, 5.45, 6.00, 6.15, 6.21, 6.35, 6.38, 6.55, then frequent service until 7.43, and every 15 minutes until 10.43, 11.04, 11.28, 11.48, 12.12, 12.46, 1.16. Sunday service 5.25, 5.55, 6.25, 6.55, 7.25, 7.55, 8.24, 8.45, 9.05, 9.25, 9.45, 10.05, 10.13, 10.28, 10.43, 10.59, 11.12, then frequent service until 6.42, and every 15 minutes until 10.42, 11.06, 11.28, 11.50, 12.12, 12.42, 1.16.

REDONDO BEACH—Culver City, Playa Del Rey, El Segundo, Manhattan Beach, Hermosa Beach (P. E. Motor Coach) (1 hour, 10 minutes)—4.45, 5.50, 6.40, 7.15, 7.30, 7.45, 8.00, 8.15, 8.30, 8.50 and every 30 minutes until 1.50, and every 20 minutes until 3.10, 3.25, 3.40, 3.55, 4.05, 4.15, 4.22, 4.30, 4.34, 4.41, 4.47, 4.51, 4.57, 5.03, 5.10, 5.16, 5.25, 5.33, 5.37, 5.44, 5.55, 6.10, 6.20, 6.35, 7.05, 7.45, 8.15, 8.45, 9.15, 9.45, 10.15, *10.45, 11.15, *11.45, 12.15, 12.50, *1.30. Sunday Service 7.20, 8.20, 8.50, 9.20, 9.50, 10.10 and every 20 minutes until 5.30, 5.45 and every 15 minutes until 6.45 and every 20 minutes until 8.25, 8.50, 9.15, 9.45, 10.15, 11.15, 12.15, 1.10.

SAN FERNANDO VALLEY LINE—Universal City, North Hollywood, Van Nuys (P. E. Ry.) (1 hour 16 minutes)—4.17, 5.10, 5.32, 6.02, 6.30, 7.02, 7.21 and every 20 minutes until 1.41, 2.21, 2.41, 3.13, 3.39, 4.07, 4.37, 4.52, 5.07, 5.22, 5.37, 5.52, 6.08, 6.23, 7.01, and every 40 minutes until 10.21, 11.03, 11.30, 12.16, 12.46, 1.21. 40 minute service Sundays, 4.17, 5.59, 7.01, 7.58, 9.02 to 8.02, 8.21, and every 20 minutes until 10.21, 11.03, 11.30, 12.16, 12.46, 1.21. Motor Coach connections at Van Nuys for Canoga Park and San Fernando.

SANTA MONICA via BEVERLY HILLS LINE—Carthay Center, Westwood, West Los Angeles, Ocean Park (P. E. Motor Coach) (1 hour, 10 minutes)—4.55, 5.45, 6.15, 6.30, 6.45, 6.55, 7.05, 7.15, 7.25, 7.35, 7.45, 7.50, 7.55, 8.00, then frequent service until 7.40, 7.55 and every 15 minutes until 9.25, 9.45, 10.05, 10.25, 10.50, 11.10, 11.35, *12.05, 12.35, 1.35. Sundays 6.20, 6.50, 7.20, 7.50, 8.20 and frequent service until 9.15, 9.35, and every 20 minutes until 11.35, 12.05, 12.35, 1.35.

VENICE SHORT LINE—Culver City, Palms, Mar Vista, Venice, Ocean Park, Santa Monica (P. E. Ry.) (1 hour, 5 minutes)—3.29, 4.44, 5.58, 6.19, 6.39, 6.58, 7.14, 7.34, 7.49, 8.04, 8.19, 8.34, and every 20 minutes until 3.34, 3.49, 4.04, 4.19, *4.29, *4.34, *4.39, 4.49, 5.04, *5.14, *5.19, *5.24, 5.34, 5.44, 6.00, and every 20 minutes until 11.00, 11.29, 12.01, 12.29, 1.09, 2.14. 20 minute service Sundays 3.29, 4.44, 5.29, 6.00, 6.30, 7.00, 7.30, 8.00, 8.30, 9.00 to 11.00, 11.29, 12.01, 12.29, 1.09, 2.14.

UNIQUE NEW PULLMAN SERVICE GIVES PASSENGERS CAREFREE STOPOVER IN ROMANTIC NEW ORLEANS

A new Pullman car service for coast-to-coast travelers between New York and Los Angeles will be inaugurated *June 1*, on the *Washington-Sunset Route*. This new service will provide *through-car* advantages between these two cities, with a carefree sightseeing stopover in romantic New Orleans, Louisiana

Here's how it works.

1. A uniformed *Washington-Sunset Route* representative meets the train on arrival in New Orleans. He introduces himself to you in the special Pullman, explains that you can leave your bags packed in your Pullman space, and suggests places to go and things to see in New Orleans.

2. You leave the train without another thought about baggage. You can spend a carefree 4 hours westbound, nearly 7 hours eastbound in the Crescent City between trains. Then, at train time, you go to the *other* station, where a spick-and-span car, of the same type and with the same number as the one you arrived on, is waiting. You go aboard and occupy identical Pullman accommodations—right down to the space designation—that you had coming to New Orleans.

3. In the meantime, the *Washington-Sunset Route* representative

has arranged for handling your baggage, which you will find waiting for you in your Pullman space in the fresh car.

THAT'S ALL THERE IS TO IT. You have the same accommodations west and east of New Orleans. Your baggage is handled for you, without cost, from car to car, while you're out seeing the city.

Five great railroads join hands to make this *Washington-Sunset Route* service possible. Between New York and Washington, it's the Pennsylvania Railroad; Washington and Atlanta, the Southern Railway; Atlanta and Montgomery, the Atlanta and West Point; Montgomery and New Orleans, the Louisville & Nashville; and New Orleans and Los Angeles, the Southern Pacific.

A fine, air-conditioned Pullman will provide identical accommodations—sections, drawing room and compartments—both east and west of New Orleans.

HERE ARE THE CONDENSED COAST TO COAST SCHEDULES

WESTBOUND (Daily)		Piedmont Limited No. 33-99		EASTBOUND (Daily)		Sunset Limited No. 2	
Lv NEW YORK (EST)	9:50 PM Mo	Lv WASHINGTON	2:50 AM Tu	Lv LOS ANGELES (PST)	12:30 PM Mo	Lv El Paso (MST)	10:30 AM Tu
Lv WASHINGTON	7:25 PM Tu	Lv Atlanta (EST)	11:15 PM Tu	Lv San Antonio (CST)	2:25 AM We	Lv Houston	7:45 AM We
Lv Atlanta (EST)	7:25 PM Tu	Ar NEW ORLEANS (CST)	7:30 AM We	Ar NEW ORLEANS (CST)	4:15 PM We		
Lv Montgomery (CST)	11:15 PM Tu						
Ar NEW ORLEANS (CST)	7:30 AM We						
Sunset Limited No. 1		Sunset Limited No. 1		The Crescent No. 38		The Crescent No. 38	
Lv NEW ORLEANS (CST)	11:30 AM We	Ar Houston	7:55 PM We	Lv NEW ORLEANS (CST)	11:00 PM We	Ar Montgomery (CST)	7:15 AM Th
Ar Houston	7:55 PM We	Ar San Antonio (CST)	12:45 AM Th	Ar Atlanta (EST)	1:15 PM Th	Ar WASHINGTON	4:30 AM Fr
Ar San Antonio (CST)	12:45 AM Th	Ar El Paso (MST)	2:10 PM Th	Ar NEW ORLEANS (CST)	9:15 AM Fr		
Ar El Paso (MST)	2:10 PM Th	Ar LOS ANGELES (PST)	9:25 AM Fr				
Ar LOS ANGELES (PST)	9:25 AM Fr						

PULLMAN SLEEPING CAR RATES—NOT FOR SELLING PURPOSES (15% Federal Tax Not Included)
Following are current continuous trip fares PUBLISHED FOR INFORMATION PURPOSES ONLY and are subject to change without notice.

LOWER STANDARD PULLMAN RATES

BETWEEN AND	San Francisco, Cal.	Los Angeles, Cal.	San Diego, Cal.	Phoenix, Ariz.	Tucson, Ariz.	El Paso, Tex.	San Antonio, Tex.	Houston, Tex.	New Orleans, La.	Reno, Nev.	Portland, Ore. (Via Calif.)
Atlanta Ga.	\$20.25	\$18.85	\$18.85	\$15.90	\$14.75	\$12.20	\$ 9.25	\$ 6.95	\$ 4.35	\$20.25	⊙
Baltimore Md.	23.75	23.75	23.75	20.80	20.00	17.35	13.90	11.90	9.25	22.90	⊙
Birmingham Ala.	18.25	18.25	18.25	15.35	14.20	11.55	7.85	5.80	2.95	18.25	⊙
Boston Mass.	25.75	25.75	25.75	23.75	21.70	19.65	17.35	15.65	13.05	24.35	⊙
Buffalo N. Y.	22.30	22.30	22.30	20.25	18.25	16.20	13.90	13.05	10.40	20.85	⊙
Chicago Ill.	18.25	18.25	18.25	16.20	13.90	11.90	10.40	9.60	7.85	16.50	⊙
Cincinnati Ohio	20.25	20.25	20.25	17.05	16.20	13.35	10.40	9.60	6.95	19.45	⊙
Cleveland Ohio	20.80	20.80	20.80	18.85	16.80	14.75	12.75	11.55	9.25	19.45	⊙
Dallas Tex.	14.75	12.75	12.75	9.25	8.10	5.80	2.95	2.95	4.95	14.75	\$20.00
Denver Colo.	12.75	12.75	12.75	10.40	10.40	7.85	9.85	9.25	11.30	10.40	⊙
Detroit Mich.	20.80	20.80	20.80	17.95	16.80	13.90	11.90	11.00	9.25	19.45	⊙
El Paso Tex.	9.85	6.95	6.95	4.35	2.95		5.25	6.95	9.85		15.90
Fresno Cal.	2.35	2.95		6.40	6.70	9.60	13.90	14.75	16.20	3.50	8.10
Houston Tex.	14.75	13.90	13.90	11.00	9.85	6.95	2.95		2.95	14.75	20.25
Indianapolis Ind.	19.65	19.65	19.65	16.80	15.65	12.75	10.40	9.60	6.95	19.45	⊙
Jacksonville Fla.	20.80	20.80	20.80	18.30	16.85	14.75	9.85	7.85	4.95	20.80	⊙
Kansas City Mo.	15.35	15.35	15.35	12.75	11.30	8.45	6.95	6.95	6.95	14.50	⊙
Los Angeles Cal.	3.50			4.10	4.65	6.95	11.90	13.90	16.20	5.80	9.60
Memphis Tenn.	16.80	16.80	16.80	13.90	12.75	9.85	6.40	5.80	3.50	16.80	⊙
Mexico City Mex.	20.69	17.19	17.19	14.89	14.59	9.89	12.84	13.39	16.29	22.99	26.79
Minneapolis Minn.	18.25	18.25	18.25	16.80	14.75	12.75	11.30	11.30	10.15	16.20	⊙
New Orleans La.	16.20	16.20	16.20	13.35	11.90	9.85	4.95	2.95		16.80	21.95
New York N. Y.	25.15	25.15	25.15	22.55	20.80	18.85	16.20	13.90	11.30	23.45	⊙
Ogden Utah	6.95	9.60				14.75	13.90	16.20	4.95		11.90
Oklahoma City Okla.	14.75	13.35	13.90	10.15	8.70	6.40	4.95	4.35	6.70		⊙
Omaha Neb.	15.35	15.35	15.35	13.90	12.75	10.15	9.25	8.45	9.60	13.35	⊙
Philadelphia Pa.	24.30	24.30	24.30	21.95	20.25	18.25	15.35	13.35	10.40	22.90	⊙
Phoenix Ariz.	6.95	4.10	4.10		2.35	4.35	9.25	11.00	13.35	9.30	13.05
Pittsburgh Pa.	21.70	21.70	21.70	19.40	17.35	15.35	13.35	11.90	9.25	20.00	⊙
Portland Ore.	6.40	9.60		13.05	13.90	15.90	20.00	20.25	21.95	7.55	⊙
Sacramento Cal.		3.50		6.95	7.85	9.85	13.90	14.75	16.20	2.35	6.15
San Antonio Tex.	13.90	11.90	11.90	9.25	7.85	5.25		2.95	4.95	14.75	20.00
San Diego Cal.				4.10	4.65	6.95	11.90	13.90	16.20		
San Francisco Cal.		3.50		6.95	7.85	9.85	13.90	14.75	16.20	2.35	6.40
Seattle Wash.	7.85	11.00		14.50	15.35	15.90	20.00	20.25	21.95	8.70	2.95
St. Louis Mo.	17.35	17.35	17.35	14.50	13.35	10.40	8.45	7.55	6.15	16.50	⊙
Tacoma Wash.	7.55	10.40		13.90	14.75	15.90	20.00	20.25	21.95	8.45	2.95
Tucson Ariz.	7.85	4.65	4.65	2.35		2.95	7.85	9.85	11.90	10.20	13.90
Washington D. C.	23.75	23.75	23.75	20.80	20.00	17.35	13.90	11.90	9.25	22.90	⊙

LOWER TOURIST PULLMAN RATES

BETWEEN AND	San Francisco, Cal.	Los Angeles, Cal.	San Diego, Cal.	Phoenix, Ariz.	Tucson, Ariz.	El Paso, Tex.	San Antonio, Tex.	Houston, Tex.	New Orleans, La.	Reno, Nev.	Portland, Ore. (Via Calif.)
Chicago Ill.	\$12.20	\$12.20	\$12.20	\$10.80	\$9.25	\$ 7.95				\$11.00	\$16.50
Denver Colo.	8.50						\$ 3.55	\$ 4.65	\$ 6.60	6.95	12.80
El Paso Tex.	6.60	4.65	4.65	2.95	2.00						
Fresno Cal.	1.55	2.00		4.30	4.50	6.40	9.25	9.85	10.80	2.35	5.40
Houston Tex.	9.85	9.25	9.25	7.40	6.60	4.65	2.00		2.00	9.85	
Kansas City Mo.	10.25	10.25	10.25	8.50	7.55	5.65				9.70	14.55
Los Angeles Cal.	2.35			2.75	3.10	4.65	7.95	9.25	10.80	3.85	6.40
New Orleans La.	10.80	10.80	10.80	8.95	7.95	6.60	3.30	2.00		11.25	
Ogden Utah	4.65	6.40								3.30	7.95
Omaha Neb.	10.25	10.25	10.25							8.95	14.55
Phoenix Ariz.	4.65	2.75	2.75		2.00	2.95	6.20	7.40	8.95	6.20	
Portland Ore.	4.30	6.40								5.10	
Sacramento Cal.		2.35		4.65	5.25	6.60	9.25	9.85	10.80	1.55	4.10
San Antonio Tex.	9.25	7.95	7.95	6.20	5.25	3.55		2.00	3.30	9.85	
San Diego Cal.				2.75	3.10	4.65	7.95	9.25	10.80		
San Francisco Cal.		2.35		4.65	5.25	6.60	9.25	9.85	10.80	1.55	4.30
Seattle Wash.	5.25	7.40								5.85	2.00
St. Louis Mo.	11.55									11.00	15.85
Tucson Ariz.	5.25	3.10	3.10	2.00		2.00	5.25	6.60	7.95	6.80	

⊙ Pullman rates via California must be constructed by use of combination fares according to route. Consult ticket Agent.

♠ Do NOT apply Mexico City lower berth rate to Table for

determining cost of room accommodations. For Compartment and Drawing Room rates to Mexico City, consult Ticket Agent.

♠ To points east of Chicago or St. Louis where exact amount of lower berth rates shown in this Column do not appear

on Pullman Table, cost of superior accommodations must be determined by use of combination rates to and from Chicago or St. Louis. Consult Ticket Agent.

♠ Does not apply via Chicago.

TO FIGURE RATES ON OTHER PULLMAN ACCOMMODATIONS:
Find lower berth rate in this table and apply to table on next page.

SOUTHERN PACIFIC

City Ticket Offices

ALHAMBRA, CAL. 204 West Main St. (Phone Atlantic 2-5545)
 T. J. HUGHES..... City Ticket Agent

BEAUMONT, TEX. Pearl and Crockett Sts. (Phones 141 and 612)
 G. W. PATTERSON..... City Passenger and Ticket Agent

BERKELEY 4, CAL. 136-137 Berkeley Square
 (Phone Templebar 2121)
 L. G. WISE..... City Ticket Agent

BEVERLY HILLS, CAL. 499 N. Canon Dr. (Phone CRestview 1-8144)
 M. W. TERRY..... City Ticket Agent

BROWNSVILLE, TEX. 1106 Levee St. (Phone 1207)
 W. J. BRANCH..... City Ticket Agent

CHICAGO 4, ILL. 77 East Jackson Blvd., 310 So. Michigan Ave.
 (Phone Webster 2244)

DALLAS 1, TEX. 1313 Commerce St. (Phone Central 8611)
 FURMAN MOORE..... City Passenger and Ticket Agent

EL PASO, TEX. 416 N. Stanton St. (Phone Main 3400)
 J. E. MONROE..... City Passenger and Ticket Agent

FORT WORTH 2, TEX. 817 Houston St. (Phone 3-1661 or 2-9151)
 DOUGLAS SMITH..... City Ticket Agent

GALVESTON, TEX. 2022 Market St. (Phone 4611)
 C. E. BLAKEMAN..... City Passenger and Ticket Agent

GLENDALE 3, CAL. 106 N. Brand Blvd. (Phone Citrus 1-5166)
 J. D. TAYLOR..... City Ticket Agent

HOLLYWOOD, CAL. 6553 Hollywood Blvd. (Phone Michigan 6161)
 R. A. SANDELL..... City Ticket Agent

HOUSTON, TEX. 913 Texas Ave. (Phone CApitol 1121)
 J. R. MCINTYRE..... City Ticket Agent

HUNTINGTON PARK, CAL. 2627 East Saturn St.
 (Phone JEfferson 1146)
 C. S. PETERSON..... City Ticket Agent

LAKE CHARLES, LA. Majestic Hotel Bldg. (Phones 3605 and 3606)
 Miss L. M. HAWKINS..... City Ticket Agent

LONG BEACH 2, CAL. 140 West Ocean Blvd. (Phone 729991)
 C. A. SMICKEL..... City Ticket Agent

LOS ANGELES 14, CAL. (Phone Michigan 6161)
 H. N. WAUGH, 212 West Seventh St..... City Ticket Agent

NEW ORLEANS, 12, LA. 201 St. Charles St. (Phone Canal 1801)
 HARRY D. SHANNON..... City Ticket Agent

NEW YORK, 20, N. Y.
 630 Fifth Ave., Room 210, (Phone Circle 6-4302)
 Geo. L. HERRICK..... City Passenger and Ticket Agent

OAKLAND 12, CAL. 474 - 13th St. (Phone TEMplebar 2121)
 A. CHRISTENSEN..... City Ticket Agent

PALM SPRINGS, CAL. 247 No. Palm Canyon Drive. (Phone 2235)
 C. W. MCGANN..... City Ticket Agent

PASADENA 1, CAL. 148 E. Colorado (Phone Sycamore 3-1164)
 J. O. JONES..... City Ticket Agent

PHOENIX, ARIZ. Central Ave. and Adams St. (Phone 3-2121)
 G. K. MORAN..... City Passenger and Ticket Agent

PORTLAND 4, ORE. 802 S. W. Sixth Ave. (Phone Atwater 8181)
 A. N. BRYANT..... City Passenger and Ticket Agent

RIVERSIDE, CAL. 3680 Main St. (Phone 6181)
 Wm. H. KNIGHT..... City Ticket Agent

SAN ANTONIO 5, TEX. 316 N. St. Mary's St. (Phone Garfield 3271)
 R. L. MCKIBBIN, JR..... City Ticket Agent

SAN BERNARDINO, CAL. 536 "E" St. (Phone 4776)
 J. A. WILLIAMS..... City Ticket Agent

SAN FRANCISCO, CAL. (Phone DOuglas 1212)
 W. A. CARR, 65 Geary St..... City Ticket Agent

SAN JOSE, CAL. 215 South First St. (Phone Columbia 4100)
 J. HALE LARKEY..... City Ticket Agent

SAN PEDRO, CAL. 711 South Pacific Ave. (Phone Terminal 2-6414)
 H. SHOOPMAN..... City Ticket Agent

SANTA ANA, CAL. 503 North Main St. (Phone 3042)
 W. E. WILSON..... City Ticket Agent

SANTA BARBARA, CAL. 906 State St. (Phone 4171)
 B. A. ABRAHAM..... City Ticket Agent

SANTA MONICA, CAL. 201 Santa Monica Blvd.
 (Phone Santa Monica 50-958)
 J. R. LORD..... City Ticket Agent

SEATTLE 1, WASH. 1405 Fourth Ave. (Phone ELliott 4357)
 S. G. WILKINSON..... City Ticket Agent

SHREVEPORT 24, LA. 402 Market St. (Phone 2-5127)
 R. L. DOBBINS..... City Passenger and Ticket Agent

VALLEJO, CAL. 401 York St. (Phone Vallejo 3-7643)
 A. F. NORTON..... City Ticket Agent

STANDARD PULLMAN RATES							TOURIST CAR		
Where Lower Berth is	Upper Berth	Roomette		Bedroom		Compartment	Drawing Room	Where Lower Berth is	Upper Berth
		For One Person	For One Person	For Two Persons	For Two or More Persons	For Two or More Persons			
\$ 2.35	\$ 1.80	\$ 3.50	\$ 4.20	\$ 4.65	\$ 6.95	\$ 8.10	\$ 1.55	\$ 1.25	
2.65	2.00	3.80	4.75	5.25	7.55	9.25	1.80	1.35	
2.95	2.20	4.10	5.25	5.80	8.10	10.40	2.00	1.50	
3.20	2.45	4.50	5.75	6.40	9.25	11.55	2.15	1.65	
3.50	2.65	4.90	6.30	6.95	9.85	12.75	2.35	1.80	
3.80	2.90	5.30	6.80	7.55	11.00	13.90	2.55	1.95	
4.10	3.10	5.70	7.35	8.10	11.55	15.05	2.75	2.10	
4.35	3.30	6.15	7.85	8.70	12.20	16.20	2.95	2.20	
4.65	3.55	6.50	8.40	9.25	13.35	16.20	3.10	2.40	
4.95	3.75	6.90	8.90	9.85	13.90	17.35	3.30	2.55	
5.25	4.00	7.35	9.45	10.40	15.05	18.50	3.55	2.65	
5.50	4.20	7.70	9.90	11.00	15.65	19.65	3.70	2.85	
5.80	4.40	8.10	10.40	11.55	16.20	20.80	3.85	3.00	
6.15	4.65	8.55	10.95	12.20	17.35	21.95	4.10	3.10	
6.40	4.85	8.95	11.45	12.75	17.95	23.10	4.30	3.25	
6.70	5.10	9.35	12.00	13.35	19.10	24.30	4.50	3.45	
6.95	5.30	9.75	12.50	13.90	19.65	24.30	4.65	3.55	
7.30	5.50	10.15	13.05	14.50	20.25	25.45	4.85	3.70	
7.55	5.75	10.60	13.55	15.05	21.40	26.60	5.10	3.85	
7.85	5.95	10.95	14.10	15.65	21.95	27.75	5.25	4.00	
8.10	6.20	11.35	14.60	16.20	23.10	28.90	5.40	4.15	
8.45	6.40	11.80	15.15	16.80	23.75	30.05	5.65	4.30	
8.70	6.60	12.20	15.65	17.35	24.30	31.20	5.85	4.40	
9.00	6.85	12.55	16.15	17.95	25.45	32.35	6.00	4.60	
9.25	7.05	13.00	16.70	18.50	26.05	32.35	6.20	4.75	
9.60	7.30	13.40	17.20	19.10	27.20	33.50	6.40	4.85	
9.85	7.50	13.75	17.75	19.65	27.75	34.65	6.60	5.05	
10.15	7.70	14.20	18.25	20.25	28.35	35.85	6.80	5.20	
10.40	7.95	14.60	18.80	20.80	29.50	37.00	6.95	5.30	
10.75	8.15	15.00	19.25	21.40	30.05	38.15	7.15	5.45	
11.00	8.40	15.40	19.80	21.95	31.20	39.30	7.40	5.65	
11.30	8.60	15.80	20.30	22.55	31.80	40.45	7.55	5.75	
11.55	8.80	16.20	20.80	23.10	32.35	40.45	7.70	5.90	
11.90	9.05	16.65	21.35	23.75	33.50	41.60	7.95	6.05	
12.20	9.25	17.00	21.85	24.30	34.10	42.75	8.15	6.20	
12.45	9.50	17.45	22.40	24.90	35.30	43.90	8.35	6.35	
12.75	9.70	17.85	22.90	25.45	35.85	45.05	8.50	6.50	
13.05	9.90	18.25	23.45	26.05	36.45	46.20	8.70	6.60	
13.35	10.15	18.65	23.95	26.60	37.60	47.40	8.95	6.80	
13.60	10.35	19.05	24.50	27.20	38.15	48.55	9.10	6.95	
13.90	10.60	19.45	25.00	27.75	39.30	48.55	9.25	7.05	
14.20	10.80	19.90	25.55	28.35	39.90	49.70	9.50	7.20	
14.50	11.00	20.25	26.05	28.90	40.45	50.85	9.70	7.40	
14.75	11.25	20.65	26.55	29.50	41.60	52.00	9.85	7.50	
15.05	11.45	21.10	27.10	30.05	42.20	53.15	10.05	7.65	
15.35	11.70	21.45	27.60	30.65	43.35	54.30	10.25	7.85	
15.65	11.90	21.85	28.15	31.20	43.90	55.45	10.45	7.95	
15.90	12.10	22.30	28.60	31.80	44.50	56.60	10.65	8.10	
16.20	12.35	22.70	29.15	32.35	45.65	56.60	10.85	8.25	
16.50	12.55	23.05	29.65	32.95	46.20	57.75	11.00	8.40	
16.80	12.80	23.50	30.20	33.50	47.40	58.95	11.25	8.55	
17.05	13.00	23.90	30.70	34.10	48.00	60.10	11.40	8.70	
17.35	13.20	24.30	31.20	34.65	48.55	61.25	11.55	8.80	
17.70	13.45	24.70	31.75	35.30	49.70	62.40	11.80	9.00	
17.95	13.65	25.10	32.25	35.85	50.30	63.55	12.00	9.15	
18.25	13.90	25.55	32.80	36.45	51.45	64.70	12.20	9.25	
18.50	14.10	25.95	33.30	37.00	52.00	64.70	12.35	9.45	
18.85	14.30	26.30	33.85	37.60	52.60	65.85	12.55	9.60	
19.10	14.55	26.75	34.35	38.15	53.75	67.00	12.80	9.70	
19.40	14.75	27.15	34.90	38.75	54.30	68.15	12.95	9.85	
19.65	15.00	27.50	35.40	39.30	55.45	69.30	13.10	10.05	
20.00	15.20	27.95	35.95	39.90	56.05	70.50	13.35	10.15	
20.25	15.40	28.35	36.45	40.45	56.60	71.65	13.55	10.30	
20.55	15.65	28.75	36.95	41.05	57.75	72.80	13.70	10.45	
20.80	15.85	29.15	37.50	41.60	58.40	72.80	13.90	10.60	
21.15	16.10	29.55	37.95	42.20	59.55	73.95	14.10	10.75	
21.40	16.30	29.95	38.50	42.75	60.10	75.10	14.30	10.90	
21.70	16.50	30.40	39.00	43.35	60.70	76.25	14.50	11.00	
21.95	16.75	30.75	39.55	43.90	61.85	77.40	14.65	11.20	
22.30	16.95	31.15	40.05	44.50	62.40	78.55	14.85	11.35	
22.55	17.20	31.60	40.60	45.05	63.55	79.70	15.10	11.45	
22.85	17.40	32.00	41.10	45.65	64.15	80.85	15.25	11.65	
23.10	17.60	32.35	41.60	46.20	64.70	80.85	15.40	11.80	
23.45	17.85	32.80	42.15	46.85	65.85	82.05	15.65	11.90	
23.75	18.05	33.20	42.65	47.40	66.45	83.20	15.85	12.05	
24.00	18.30	33.65	43.20	48.00	67.60	84.35	16.05	12.25	
24.30	18.50	34.00	43.70	48.55	68.15	85.50	16.20	12.35	
24.60	18.70	34.40	44.25	49.15	68.75	86.65	16.40	12.50	
24.90	18.95	34.85	44.75	49.70	69.95	87.80	16.65	12.65	
25.15	19.15	35.20	45.30	50.30	70.50	88.95	16.80	12.80	
25.45	19.40	35.60	45.80	50.85	71.65	88.95	16.95	12.95	
25.75	19.60	36.05	46.35	51.45	72.25	90.10	17.20	13.10	

SOUTHERN PACIFIC REPRESENTATIVES

SAN FRANCISCO, 5, CALIFORNIA.....Southern Pacific Building
HOUSTON, 1, TEXAS, 913 Franklin Ave. Southern Pacific Building
EL PASO, TEXAS.....Southern Pacific Building
PHOENIX, ARIZONA.....728 Security Building

GENERAL OFFICES SOUTHERN PACIFIC LINES
NEW YORK CITY, 6, NEW YORK.....165 Broadway
NEW ORLEANS, 11, LOUISIANA.....
.....Pan-American Bldg., 610 Poydras St.
LOS ANGELES, 14, CALIFORNIA.....Pacific Electric Building

CHICAGO, 4, ILLINOIS.....(Room 1820) 310 South Michigan Ave.
GUADALAJARA, JALISCO, MEXICO.....Southern Pacific Building
OAKLAND, 12, CALIFORNIA.....600 Tribune Tower
PORTLAND, 4, OREGON.....Pacific Building

General Officers

CLAUDE E. PETERSON, Vice-President, System Passenger Traffic.....
W. W. HALE, Vice-President, System Freight Traffic.....
.....San Francisco, 5, Calif. and Houston, 1, Tex.

Eastern Traffic Officers

D. J. MCGANNERY, General Traffic Manager.....Chicago, 4, Ill.
Midwest Territory—
L. C. IOAS, Passenger Traffic Manager.....Chicago, 4, Ill.
W. M. F. COYNE, Assistant to Passenger Traffic Manager.....Chicago, 4, Ill.
C. T. COLLETT, Freight Traffic Manager.....Chicago, 4, Ill.
H. F. STARKE, General Western Freight Agent.....Chicago, 4, Ill.

Eastern Territory—

L. C. IOAS, Passenger Traffic Manager.....Chicago, 4, Ill.
J. H. DESHEROW, Passenger Traffic Manager.....New York, 17, N. Y.
L. A. BROCKWELL, Freight Traffic Manager.....New York, 6, N. Y.
C. M. BIGGS, General Eastern Freight Agent.....New York, 6, N. Y.

Traffic Department—Texas-Louisiana Lines

J. F. SULLIVAN, Passenger Traffic Manager.....Houston, 1, Tex.
J. E. BLEDSOE, Assistant Passenger Traffic Manager.....Houston, 1, Tex.
F. A. PARKER, Asst. to Pass. Traffic Manager.....Houston, 1, Tex.
E. W. CRABBE, Asst. to Pass. Traffic Manager.....Houston, 1, Tex.
E. G. GERMANN, Special Asst. to Pass. Traffic Manager.....Houston, 1, Tex.
TOM HOOD, Assistant General Passenger Agent.....Houston, 1, Tex.
A. C. ZIRGAN, General Pass. Agent (Eastern District).....New Orleans, 11, La.
H. H. GRAY, General Passenger Agent (Western District).....Houston, 1, Tex.
ERNEST J. PETERS, General Baggage, Mail and Express Agent.....Houston, 1, Tex.
G. A. CAMERON, Manager, Dining Cars, H. & R.....Houston, 1, Tex.
F. L. GORDON, Freight Traffic Manager.....Houston, 1, Tex.
J. L. FIELDING, Assistant Freight Traffic Manager.....Houston, 1, Tex.
C. H. OWEN, Assistant Freight Traffic Manager.....Houston, 1, Tex.
JOS. SPEAR, Assistant Freight Traffic Manager.....Houston, 1, Tex.
W. H. STAKELUM, General Freight Agent (Central District).....Houston, 1, Tex.
J. D. BLOCHER, Assistant General Freight Agent.....Houston, 1, Tex.
O. E. COREY, Asst. General Freight Agent.....Houston, 1, Tex.
C. W. WATERMAN, Asst. General Freight Agent.....Houston, 1, Tex.
T. W. WALDROP, General Agent—Merchandise Traffic.....Houston, 1, Tex.
A. R. MIELLY, Industrial Commissioner.....Houston, 1, Tex.
FELIX D'ABADIE, Agricultural Agent.....Houston, 1, Tex.
M. H. BRINKER, Livestock Agent.....San Antonio, 5, Tex.
J. E. CARTER, General Freight Agent (Eastern District).....New Orleans, 11, La.
EAROLD SCHERER, Asst. Gen. Freight Agent (Eastern Dist.).....New Orleans, 11, La.
H. S. ROBY, Assistant General Freight Agent.....New Orleans, 11, La.
L. C. BOUCHARD, General Freight Agent (Northern District).....Dallas, 1, Tex.
.....General Freight Agent (Western District).....El Paso, Tex.
F. D. BUNSEN, Asst. General Freight Agent.....El Paso, Tex.

Traffic Department—Pacific Lines

CLAUDE E. PETERSON, Vice-Pres., System Pass. Traffic.....San Francisco, 5, Calif.
R. M. GILMORE, Asst. to Vice-Pres., System Pass. Traffic.....San Francisco, 5, Calif.
J. M. VONAU JR., General Passenger Agent in charge of Rates and Divisions.....San Francisco, 5, Calif.
E. F. PHILBRICK, Special Assistant, System Pass. Traffic.....San Francisco, 5, Calif.
W. H. PATTERSON, Special Assistant.....San Francisco, 5, Calif.
F. Q. TREDWAY, General Advertising Manager.....San Francisco, 5, Calif.
C. G. SHEFFIELD, General Baggage Agent.....San Francisco, 5, Calif.

Northern District—

J. A. ORMANDY, General Passenger Agent.....Portland, 4, Ore.

Central District—

F. E. WATSON, General Passenger Agent.....Oakland, 12, Calif.

San Francisco District—

T. LOUIS CHESS, General Passenger Agent.....San Francisco, 5, Calif.

Southern District—

GEO. B. HANSON, Passenger Traffic Manager.....Los Angeles, 14, Calif.

Arizona District—

L. H. TRIMBLE, General Passenger Agent.....Phoenix, Ariz.

New Mexico District—

H. H. GRAY, General Passenger Agent.....El Paso, Tex.

W. W. HALE, Vice-President, System Freight Traffic.....San Francisco, 5, Calif.

H. W. KLEIN, Asst. Vice-Pres., System Freight Traffic.....San Francisco, 5, Calif.

H. C. HALLMARK, Freight Traffic Manager in charge of Rates and Divisions.....San Francisco, 5, Calif.

H. L. SMITH, Asst. to Freight Traffic Manager, in charge of Rates and Divisions.....San Francisco, 5, Calif.

C. D. LAFFERTY, General Industrial Agent.....San Francisco, 5, Calif.

G. F. GARLAND, Manager Perishable Freight Traffic.....San Francisco, 5, Calif.

R. F. ROBINSON, General Agent—Merchandise Traffic.....San Francisco, 5, Calif.

Central District—

W. G. PEOPLES, Freight Traffic Manager.....San Francisco, 5, Calif.

P. R. MOTT, Foreign Freight Agent.....San Francisco, 5, Calif.

Northern District—

F. C. NELSON, Freight Traffic Manager.....Portland, 4, Ore.

Southern District—

G. J. BLECH, Freight Traffic Manager.....Los Angeles, 14, Calif.

Arizona District—

L. H. TRIMBLE, General Freight Agent.....Phoenix, Ariz.

New Mexico District—

.....General Freight Agent.....El Paso, Tex.

Other Departments

H. A. BUTLER, Manager Dining Cars, H., R. & N. S.....San Francisco, 5, Calif.
OSCAR INGELS, Manager.....Bureau of News.....San Francisco, 5, Calif.

Traffic Department—Mexican Lines

L. G. HOFF, Vice-President.....Guadalajara, Jal., Mex.

General Agencies—Traffic Department

AMARILLO, TEX. 710 Oliver-Eagle Bldg. (Phone 2-4651):

E. M. VERNON.....General Agent

ATLANTA, 3, GA. 66 Luckie Street. (Phone Walnut 4889):

T. G. BURGESS.....General Agent

BIRMINGHAM, 3, ALA. 501-6 Empire Bldg., 1928 First Ave., No. (Phone 3-6244):

ROY A. COOPER.....General Agent

BOSTON, 3, MASS. 294 Washington Street. (Phone Liberty 9244):

E. S. LEAVITT, General Agent

F. J. MAGUIRE, Dist. Pass. Agent

BUFFALO, 3, N. Y. 297 Main Street. (Phone Cleveland 4668):

T. B. BRENNAN.....General Agent

BUTTE, MONT. P. O. Box 1938. C. A. HARTLEY.....Traveling Agent

CHATTANOOGA, 2, TENN. 613 James Building. (Phone 6-0366):

W. H. STEEN.....Traveling Freight and Passenger Agent

CHICAGO, 4, ILL. 77 East Jackson Boulevard. (Phone Webster 2244):

C. E. DARRUK.....General Agent Passenger Dept.

H. J. RICHARDSON.....Assistant General Agent

CHICAGO, 4, ILL. Room 1830, 310 South Michigan Ave.

J. J. KANE.....General Agent Freight Dept.

CINCINNATI, 2, O. S. E. Cor. 5th & Walnut Sts. (Phone Main 1602-1603):

W. J. MONTGOMERY.....General Agent

CLEVELAND, 14, O. 1116 Hippodrome Building. (Phone Main 3412):

EDMUND G. COOK, General Agent

J. V. RIEGER, Dist. Pass. Agent

DENVER, 2, COLO. 808-9 Patterson Bldg. (Phone Keystone 6146-6147):

D. R. OWEN.....General Agent

DETROIT, 26, MICH. 205-7 Majestic Bldg. (Phones Cadillac 6694-6695):

ROBERT McDOWELL, General Agent

H. D. ACKERMAN, Dist. Pass. Agent

INDIANAPOLIS, 4, IND. 11 South Meridian St. (Phone Market 4509):

HARRY REYBURN.....General Agent

JACKSONVILLE, 2, FLA. 711 Graham Building. (Phone 5-4539):

J. T. HILL.....District Freight and Passenger Agent

KANSAS CITY, 6, MO. 802-5 Waldheim Bldg., 6 East 11th St. (Phone Victor 7590):

C. G. MENDEL, General Agent

L. J. POWERS, Dist. Pass. Agent

LOUISVILLE, 2, KY. 457 South Fourth St. (Phone Jackson 2423):

E. H. GEIGER.....District Freight and Passenger Agent

MEMPHIS, 3, TENN. 725-9 Exchange Bldg., 130 Madison Ave. (Phones 5-7447-5-7448):

C. A. BEVIS.....General Agent

MINNEAPOLIS, 2, MINN. Room 1730, Rand Tower. (Phone Main 2524):

GEO. L. HALENKAMP.....General Agent

NEW YORK, 20, N. Y. 630 Fifth Ave., Room 212 (Phone Circle 6-4302):

GEORGE V. MCART.....General Agent Passenger Dept.

JOEL NEWMAN.....Assistant General Agent

NEW YORK, 6, N. Y. 165 Broadway, Room 2100. (Phone Cortland 7-4800):

F. M. LALLY.....General Agent Freight Dept.

OKLAHOMA CITY, 2, OKLA., 119 No. Robinson St., Room 924. (Phone 3-8970):

J. A. EADS.....General Agent

PHILADELPHIA, 2, PA. 111 South Fifteenth St. (Phone Rittenhouse 6-7477):

G. E. MACCUBBIN, General Agent

W. W. MCCALL, Dist. Pass. Agent

PITTSBURGH, 19, PA. 1215 Gulf Building. (Phone Powers Atlantic 1467-8):

J. E. BOLIN, General Agent

C. O. POWELL, Dist. Frt. & Pass. Agent

POCAHONTON, ILL. P. O. Box 1168. (Phone 1415-3):

R. C. MILLS.....Traveling Agent

ST. LOUIS, 2, MO. 408 Pine Street. (Phones Chestnut 7745, 7746):

A. K. SWANN, General Agent

L. J. WALZ, District Passenger Agent

SALT LAKE CITY, 1, UTAH. 14 South Main St. (Phone 3-2601):

O. V. GIBSON.....General Agent

SAN DIEGO, 1, CAL. 224 Spreckels Bldg., 121 Broadway. (Phone Main 7111):

T. FIELDING.....District Freight and Passenger Agent

SEATTLE, 1, WASH. 1405 Fourth Avenue. (Phone Elliott 4357):

J. W. GAINES.....General Agent Passenger Dept.

B. D. VAN COURT.....General Agent Freight Dept.

SPOKANE, 8, WASH. 1129 Old National Bank Building (Phone Riverside 1826):

G. W. MORGAN.....General Agent

TACOMA, 1, WASH. P. O. Box 1313:

K. A. DEMARIS.....Traveling Passenger Agent

TULSA, 3, OKLA. Room 340, Kennedy Bldg., 4th and Boston Sts. (Phone 47365):

JOHN REID.....District Freight and Passenger Agent

ALFONSO MARQUEZ.....General Agent for Northern Mexico

VANCOUVER, B. C. 619 Howe Street:

C. G. ALTON.....Canadian General Agent

TRAFFIC REPRESENTATIVES (ON LINE)

ALEXANDRIA, 5, LA. Second and Casson Sts. (Phone 7581): S. E. NARROW..... District Frt. and Pass. Agent	OAKLAND, 12, CAL. 474-13th Street (TEmplebar 2121): H. R. GREENROSE..... District Passenger Agent R. L. LEMIEUX..... Asst. Dist. Pass. Agent C. H. REEVES, Room 822, Central Bk. Bldg., 14th & Bdwy., Dist. Frt. Agent
AUSTIN, 22, TEX. 301 Congress Avenue (Phone 4301): J. H. EVETTS..... District Frt. and Pass. Agent	OGDEN, UTAH UNION STATION, 25th St. and Wall Ave. (Phone 7584): E. A. BURKE..... Traveling Frt. and Pass. Agent
BAKERSFIELD, CAL. 800 Baker St. (Phone 6-6461): G. N. SHACKELFORD..... Traveling Passenger Agent C. E. WYCKE, Habersfelde Bldg., 1414-17th St..... District Freight Agent	OXNARD, CAL. S. P. Station—(Phone 16): T. H. WELCH..... Traveling Passenger Agent
BEAUMONT, TEX. Pearl and Crockett Sts. (Phone 3901): M. L. LOVE..... District Frt. and Pass. Agent	PALM SPRINGS, CAL. 247 No. Palm Canyon Drive. (Phone 2235): J. G. SHEA..... Traveling Passenger Agent
BERKELEY, 4, CAL. 136-137 Berkeley Square (Phone TEmplebar 2121): G. C. LOEBBECKE..... City Passenger Agent	PALO ALTO, CAL. S. P. Station (Phone 6105): J. J. McDONOUGH..... District Passenger Agent
BURLINGAME, CAL. S. P. Station (Phone 3-2783): E. H. OLSON..... Traveling Passenger Agent	PASADENA, 1, CAL. 10 So. Arroyo Parkway (Phone Sycamore 3-1164): J. S. STETLER..... District Passenger Agent
CORPUS CHRISTI, TEX. Belden and North Broadway (Phone 2-7404): B. B. LACEY..... District Frt. and Pass. Agent	PHOENIX, ARIZ. 101 North Central Avenue (Phone 3-2121): A. W. PRENOVOST..... District Passenger Agent R. A. GREENWADE (234 No. Central Ave.)..... District Freight Agent
DALLAS, 1, TEX. 1313 Commerce St. (Phone Central 8611): B. H. TANNER..... District Pass. Agent E. J. SCHAFER, 2300 Canton Street..... District Freight Agent	PITTSBURG, CAL., S. P. Station (Phone 1540): D. W. WICKS..... Traveling Passenger Agent
DEL MONTE, CAL. Hotel Del Monte (Phone Monterey 5550): L. V. OWENS..... Passenger Agent	POMONA, CAL. 1st Street and Garey Ave. (Phone 1960): W. E. CAMPBELL..... District Passenger Agent
DEL CENTRO, CAL. S. P. Sta.—Main bet. 3rd & Broadway (Phone 1580): W. D. KELLER..... District Frt. and Pass. Agent	PORTLAND, 4, ORE. Pacific Bldg. (Phone Atwater 8181): L. H. FREDERICK..... District Freight Agent
ELKO, NEV. 384 Railroad St. (Phone 44): J. H. MAHAN..... Asst. Dist. Frt. and Pass. Agent	REDDING, Cal. S. P. Freight Station, Sutter and Yuba Sts. (Phone 933): IRA BLALOCK..... Traveling Frt. and Pass. Agent
EL PASO, TEX. 416 N. Stanton St. (Phone Main 3400): H. D. MCGREGOR..... District Passenger Agent WM. SUTHERLAND..... Asst. Dist. Pass. Agent	RENO, NEV. Pass. Station—Commercial Row and Lake Sts. (Phone 7183): T. BERGERSON..... District Frt. and Pass. Agent
EUGENE, ORE. Miner Bldg. (Phone 2200): E. C. ORDWAY..... District Freight Agent	RIVERSIDE, CAL. 3680 Main St. (Phone 6181): G. T. BROWN..... District Frt. and Pass. Agent
FORT WORTH, 2, TEX. 817 Houston St. (Phone 3-1661 or 2-9151): C. S. ELLIOT..... District Freight Agent	SACRAMENTO, 14, CAL. S. P. Station, 4th and I Sts. (Phone 3-8011): M. A. PECK..... District Passenger Agent H. E. HINSHAW..... District Freight Agent
FRESNO, 1, CAL. Pass. Station, H and Mariposa Sts. (Phone 3-2241): H. E. McNAUGHT..... District Frt. and Pass. Agent W. T. PLUMMER..... Asst. Dist. Pass. Agent	SALEM, ORE., Room 220-Pioneer Trust Bldg. H. FEE..... District Freight Agent
GALVESTON, TEX. 2022 Market St. (Phone 4611): J. H. TATE..... District Frt. and Pass. Agent	SALINAS, CAL. S.P. Station (Phone 7331): W. S. WOOD..... District Frt. and Pass. Agent
GLENDALE, 3, CAL. 106 North Brand Blvd. (Phone Citrus 1-5166): HARRY E. PIERSON..... District Passenger Agent	SAN ANTONIO, 5, TEX. (Phone Garfield 3271): EARL GILLETT, (316 N. St. Mary's St.)..... District Passenger Agent G. F. MARSHALL..... Station Passenger Agent S. B. CHAMBERS, 601 Gunter Bldg..... District Freight Agent
HARLINGEN, TEX. Rio Grande Building. (Phone 565): M. R. MONTGOMERY..... District Passenger Agent G. E. COLEGATE..... District Freight Agent	SAN BERNARDINO, CAL., 536 "E" St. (Phone 4776): H. A. JOHNSON..... Traveling Passenger Agent
HOUSTON, 1, TEX. (Phone Capitol 1121): H. A. TENNEY 913 Texas Ave..... District Passenger Agent ALLEN FOX..... Station Passenger Agent WILLS J. CARTER (S.P.Bldg., 913 Franklin Ave.)..... District Freight Agent	SAN FRANCISCO, 5, CAL. 89 Market St. (Phone Douglas 1212): A. P. HARDY..... District Passenger Agent H. R. CHINN..... Asst. Dist. Pass. Agent WILLARD BARR, 77 Market St..... District Freight Agent
KLAMATH FALLS, ORE. Underwood Bldg.—7th and Main Sts. (Ph.3111): R. A. HOUCK..... District Frt. and Pass. Agent	SAN JOSE, 10, CAL. S. P. Station, 65 Cahill St. (Phone Columbia 4100): C. H. MUELLER..... District Passenger Agent J. T. MCCANN..... District Freight Agent
LAKE CHARLES, LA. Majestic Hotel Bldg. (Phones 3605 and 3606): H. L. DAUGHENBAUGH..... District Frt. and Pass. Agent	SAN PEDRO, CAL. 711 South Pacific Ave. (Phone Terminal 2-6414): K. J. CALDWELL..... District Passenger Agent H. A. HANSEN..... District Freight Agent
LONG BEACH, 2, CAL. 132 West Ocean Blvd. (Phone 72991): L. OVERMAN..... District Passenger Agent A. C. HUGG, 140 West Ocean Blvd..... District Freight Agent	SANTA ANA, CAL. 503 North Main St. (Phone 3042): E. B. SHEARPLEY..... District Passenger Agent
LOS ANGELES, 14, CAL. P.E Bldg. 610 South Main St. (Phone Mich. 6161): J. E. RICHARDSON..... District Passenger Agent W. F. MCGOWAN..... District Freight Agent	SANTA BARBARA, CAL. 906 State St. (Phone 4171): G. C. DRAKE..... District Passenger Agent R. S. FISHER..... District Freight Agent
MARYSVILLE, CAL. S. P. Station, 6th and A Sts (Phone 2308): L. Z. CARTER..... Traveling Frt. and Pass. Agent	SANTA MONICA, CAL. 201 Santa Monica Blvd. (Phone Santa Monica 50-958) ARTHUR J. REHWOLD..... District Passenger Agent
MEDFORD, ORE. S. P. Station—5th and Front Sts. (Phone 7171): R. H. HOLMES..... District Frt. and Pass. Agent	SANTA ROSA, CAL. N.W.P. Station—4th and Wilson Sts. (Phone 11): C. S. NEWBERRY (Joint S.P.-N.W.P.)..... Traveling Passenger Agent
MERCED, CAL. S.P. Station—N and 16th Sts. (Phone 80): J. D. HIGHTOWER..... Traveling Frt. and Pass. Agent	SHREVEPORT, 24, LA. 402 Market St. (Phone 2-5127): L. L. TOMME..... District Frt. and Pass. Agent
MODESTO, CAL. S. P. Station—9th & J Sts. (Phone 1184): G. H. HOLZ..... Traveling Frt. and Pass. Agent	STOCKTON, 8, CAL. Pass. Station—949 East Channel (Phone 5-5661): R. K. SMITH..... District Frt. and Pass. Agent
MONTEREY, CAL. S. P. Station (Phone 8561): R. C. NARVAEZ..... Traveling Passenger Agent	TUCSON, ARIZ. S. P. Station, Toole Ave. at Fifth St. (Phone 7000): W. T. JONES..... District Passenger Agent A. J. FERRO..... District Freight Agent
NEW IBERIA, LA. Washington and Railroad Avenues (Phones 84 and 85): M. J. HENRY..... Traveling Frt. and Pass. Agent	VAN NUYS, CAL. S. P. Station—(Phone State 5-3195): W. A. HANSON..... Traveling Passenger Agent
NEW ORLEANS, 12, LA. (Phone Canal 1801): F. V. SCHAUB, (201 St. Charles St.)..... District Passenger Agent J. T. LEATHERS..... Station Passenger Agent W. H. WYNNE, (610 Poydras St., 11) (Phone MAgnolia 4411): District Freight Agent	WACO, TEX. 603-4 Professional Bldg. (Phones 4201-4202): D. R. TEMPLE..... District Frt. and Pass. Agent
	WHITTIER, CAL. 126 West Philadelphia St. (Phone 43267): G. H. KAYLOR..... Traveling Passenger Agent

S·P

TIME TABLES



4 SCENIC ROUTES

Directly Serving

CALIFORNIA • OREGON • NEVADA
UTAH • ARIZONA • NEW MEXICO
MEXICO • TEXAS • LOUISIANA

MAY 18, 1947
Subject to Change Without Notice

S·P

TIME TABLES



4 SCENIC ROUTES

Directly Serving

LOUISIANA • TEXAS • MEXICO
NEW MEXICO • ARIZONA • UTAH
NEVADA • OREGON • CALIFORNIA

MAY 18, 1947
Subject to Change Without Notice