

THE GREAT "ROCK ISLAND" AND "ALBERT LEA" ROUTES
 Chicago to San Francisco, Portland and Pacific Coast Points,
 VIA OMAHA COUNCIL BLUFFS, KANSAS CITY, ATCHISON, LEAVENWORTH, MINNEAPOLIS OR ST. PAUL.
 NO OTHER LINE CAN GIVE YOU CHOICE OF ROUTE VIA ALL OF THESE POINTS.
 Comfortable and Comfortable Day Coaches, Restful Reclining Chair Cars, Magnificent Dining Cars, and Splendid Pullman Palace Sleeping Cars.
 Via Central and Union Pacific Rys. Via Northern Pacific Ry. Via Great Northern Ry. Via Great Northern Ry. Via Northern Pacific Ry. Via Central and Union Pacific Rys.

STATIONS	CHICAGO	ST. PAUL	MINNEAPOLIS	LEAVENWORTH	KANSAS CITY	COUNCIL BLUFFS	ATCHISON	PORTLAND	SAN FRANCISCO
Chicago	12:00	12:00	12:00	12:00	12:00	12:00	12:00	12:00	12:00
St. Paul	12:00	12:00	12:00	12:00	12:00	12:00	12:00	12:00	12:00
Minneapolis	12:00	12:00	12:00	12:00	12:00	12:00	12:00	12:00	12:00
Leavenworth	12:00	12:00	12:00	12:00	12:00	12:00	12:00	12:00	12:00
Kansas City	12:00	12:00	12:00	12:00	12:00	12:00	12:00	12:00	12:00
Council Bluffs	12:00	12:00	12:00	12:00	12:00	12:00	12:00	12:00	12:00
Atchison	12:00	12:00	12:00	12:00	12:00	12:00	12:00	12:00	12:00
Portland	12:00	12:00	12:00	12:00	12:00	12:00	12:00	12:00	12:00
San Francisco	12:00	12:00	12:00	12:00	12:00	12:00	12:00	12:00	12:00

PACIFIC EXPRESS TRAIN. TIME WESTWARD VIA COUNCIL BLUFFS AND OMAHA.

STATIONS	CHICAGO	ST. PAUL	MINNEAPOLIS	LEAVENWORTH	KANSAS CITY	COUNCIL BLUFFS	ATCHISON	PORTLAND	SAN FRANCISCO
Chicago	12:00	12:00	12:00	12:00	12:00	12:00	12:00	12:00	12:00
St. Paul	12:00	12:00	12:00	12:00	12:00	12:00	12:00	12:00	12:00
Minneapolis	12:00	12:00	12:00	12:00	12:00	12:00	12:00	12:00	12:00
Leavenworth	12:00	12:00	12:00	12:00	12:00	12:00	12:00	12:00	12:00
Kansas City	12:00	12:00	12:00	12:00	12:00	12:00	12:00	12:00	12:00
Council Bluffs	12:00	12:00	12:00	12:00	12:00	12:00	12:00	12:00	12:00
Atchison	12:00	12:00	12:00	12:00	12:00	12:00	12:00	12:00	12:00
Portland	12:00	12:00	12:00	12:00	12:00	12:00	12:00	12:00	12:00
San Francisco	12:00	12:00	12:00	12:00	12:00	12:00	12:00	12:00	12:00

PACIFIC EXPRESS TRAIN. TIME WESTWARD VIA MINNEAPOLIS AND ST. PAUL.

STATIONS	CHICAGO	ST. PAUL	MINNEAPOLIS	LEAVENWORTH	KANSAS CITY	COUNCIL BLUFFS	ATCHISON	PORTLAND	SAN FRANCISCO
Chicago	12:00	12:00	12:00	12:00	12:00	12:00	12:00	12:00	12:00
St. Paul	12:00	12:00	12:00	12:00	12:00	12:00	12:00	12:00	12:00
Minneapolis	12:00	12:00	12:00	12:00	12:00	12:00	12:00	12:00	12:00
Leavenworth	12:00	12:00	12:00	12:00	12:00	12:00	12:00	12:00	12:00
Kansas City	12:00	12:00	12:00	12:00	12:00	12:00	12:00	12:00	12:00
Council Bluffs	12:00	12:00	12:00	12:00	12:00	12:00	12:00	12:00	12:00
Atchison	12:00	12:00	12:00	12:00	12:00	12:00	12:00	12:00	12:00
Portland	12:00	12:00	12:00	12:00	12:00	12:00	12:00	12:00	12:00
San Francisco	12:00	12:00	12:00	12:00	12:00	12:00	12:00	12:00	12:00

PACIFIC EXPRESS TRAIN. TIME WESTWARD VIA COUNCIL BLUFFS AND OMAHA.

STATIONS	CHICAGO	ST. PAUL	MINNEAPOLIS	LEAVENWORTH	KANSAS CITY	COUNCIL BLUFFS	ATCHISON	PORTLAND	SAN FRANCISCO
Chicago	12:00	12:00	12:00	12:00	12:00	12:00	12:00	12:00	12:00
St. Paul	12:00	12:00	12:00	12:00	12:00	12:00	12:00	12:00	12:00
Minneapolis	12:00	12:00	12:00	12:00	12:00	12:00	12:00	12:00	12:00
Leavenworth	12:00	12:00	12:00	12:00	12:00	12:00	12:00	12:00	12:00
Kansas City	12:00	12:00	12:00	12:00	12:00	12:00	12:00	12:00	12:00
Council Bluffs	12:00	12:00	12:00	12:00	12:00	12:00	12:00	12:00	12:00
Atchison	12:00	12:00	12:00	12:00	12:00	12:00	12:00	12:00	12:00
Portland	12:00	12:00	12:00	12:00	12:00	12:00	12:00	12:00	12:00
San Francisco	12:00	12:00	12:00	12:00	12:00	12:00	12:00	12:00	12:00

THIS FOLDER
 Contains the Official Time Tables of the
 CHAS. A. MANSIE
 CHICAGO
 L. E. JOHN
 General and General Manager
 157 Broadway, New York City

THE GREAT OVERLAND MAIL AND EXPRESS TRAIN
 All through cars, and a new and improved Pullman Palace Sleeping Car.
 The Great Overland Mail and Express Train, Chicago to San Francisco, Portland and Pacific Coast Points, via Omaha, Council Bluffs, Kansas City, Atchison, Leavenworth, Minneapolis, St. Paul.

Chicago, Rock Island and Pacific Ry.
 "COLFAX SPRINGS" is the name of a station located on the main line of the Great Rock Island, 30 miles west of Des Moines, 12 miles east of Colfax, Iowa. It is the site of the "Old Magnificent Colfax Hotel" and "Colfax" mineral springs, the medicinal effect of which waters is the subject of a book published by the Chicago, Rock Island and Pacific Ry. Co. in 1904. The Colfax Hotel is a fine building, and the Colfax Hotel is a fine building. The Colfax Hotel is a fine building, and the Colfax Hotel is a fine building.

Chicago, Rock Island and Pacific Ry.
 CONNECTING WITH PACIFIC COAST STEAMERS, Oregon, California and Alaska. The Chicago, Rock Island and Pacific Ry. Co. connects with the Pacific Coast Steamship Co. at Portland, Oregon, and with the Alaska Steamship Co. at Seattle, Washington. The Chicago, Rock Island and Pacific Ry. Co. connects with the Pacific Coast Steamship Co. at Portland, Oregon, and with the Alaska Steamship Co. at Seattle, Washington.

Chicago, Rock Island and Pacific Ry.
 PACIFIC MAIL COMPANY'S STEAMERS. Leave San Francisco for Honolulu, Manila, Java, and India, and monthly for New York, London, and Australia. The Pacific Mail Company's steamers leave San Francisco for Honolulu, Manila, Java, and India, and monthly for New York, London, and Australia.

Chicago, Rock Island and Pacific Ry.
 SPECIAL RATES FOR EMIGRANT MOVABLES TO MANITOBA AND THE NORTHWEST, VIA "ALBERT LEA ROUTE". Open to all settlers, whether purchasers of Railroad Lands or not. The Chicago, Rock Island and Pacific Ry. Co. offers special rates for emigrant movable property to Manitoba and the Northwest, via the "Albert Lea Route".

Chicago, Rock Island and Pacific Ry.
 THE "ALBERT LEA ROUTE". This is a new and desirable route via Sioux and Kanabek in Minnesota, Dakota, and the Northwest. The "Albert Lea Route" is a new and desirable route via Sioux and Kanabek in Minnesota, Dakota, and the Northwest.

Chicago, Rock Island and Pacific Ry.
 KANSAS MAIN LINE. Chicago to Leavenworth, Atchison and Kansas City. The Chicago, Rock Island and Pacific Ry. Co. operates the Kansas Main Line, connecting Chicago with Leavenworth, Atchison, and Kansas City.

STATIONS	CHICAGO	ST. PAUL	MINNEAPOLIS	LEAVENWORTH	KANSAS CITY
Chicago	12:00	12:00	12:00	12:00	12:00
St. Paul	12:00	12:00	12:00	12:00	12:00
Minneapolis	12:00	12:00	12:00	12:00	12:00
Leavenworth	12:00	12:00	12:00	12:00	12:00
Kansas City	12:00	12:00	12:00	12:00	12:00

"THE SARATOGA OF THE WEST."
 A number of spas, containing full and complete information in regard to the mineral waters of the West, are published by the Chicago, Rock Island and Pacific Ry. Co. in 1904. The "Saratoga of the West" is a number of spas, containing full and complete information in regard to the mineral waters of the West.

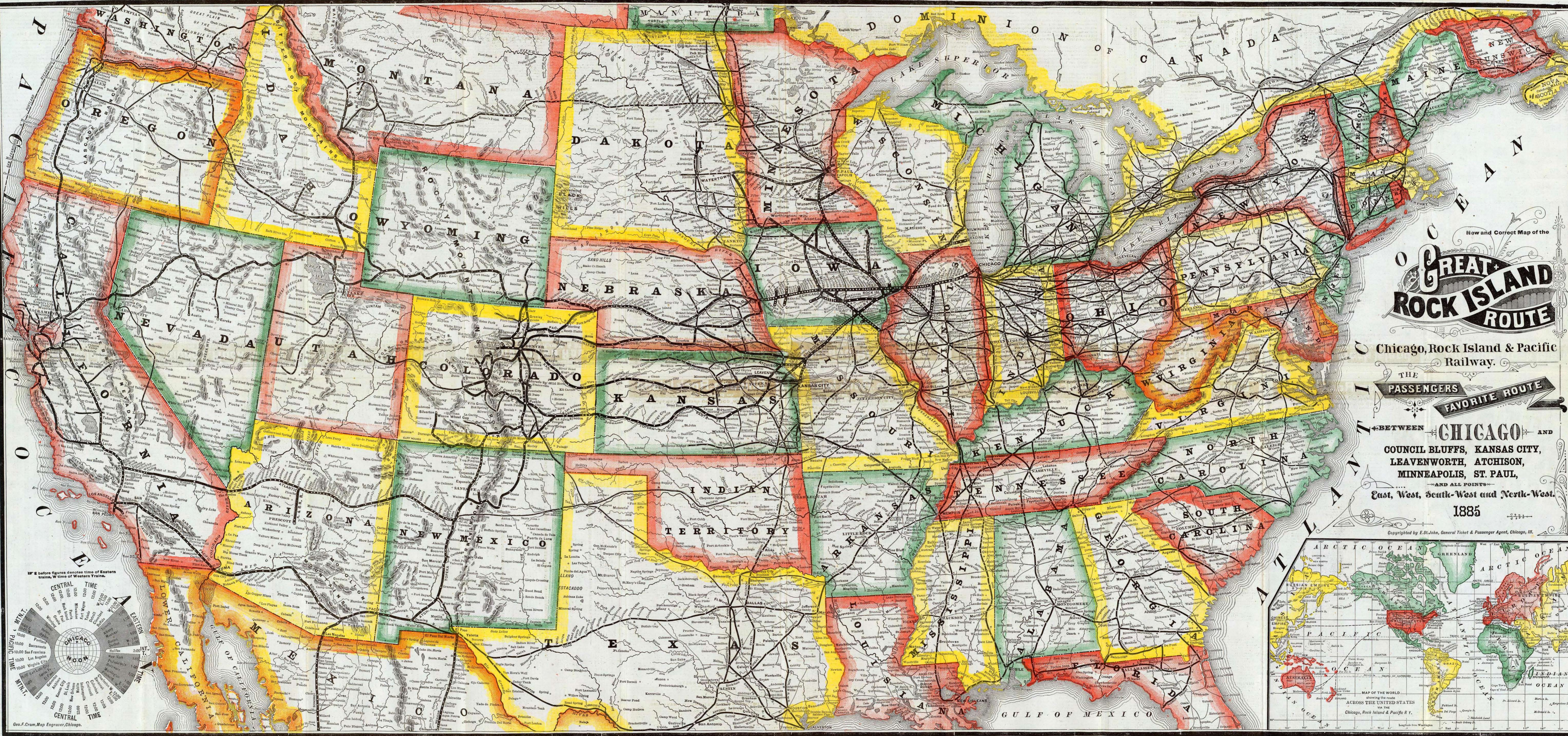
RESTFUL "RECLINING CHAIR CARS"
 are attached to all Express Trains on the Great Rock Island Route between Chicago and St. Paul, Minneapolis, Leavenworth, Kansas City, Atchison, and Portland. The "Reclining Chair Cars" are attached to all Express Trains on the Great Rock Island Route between Chicago and St. Paul, Minneapolis, Leavenworth, Kansas City, Atchison, and Portland.

INTERESTING AND INSTRUCTIVE FACTS.
 The favorite Albert Lea Route is the best equipped and the most direct route to Minneapolis, St. Paul, and the Northwest. The Albert Lea Route is the best equipped and the most direct route to Minneapolis, St. Paul, and the Northwest.

THE FAMOUS ALBERT LEA ROUTE.
 This route is the most desirable and the most direct route to Minneapolis, St. Paul, and the Northwest. The famous Albert Lea Route is the most desirable and the most direct route to Minneapolis, St. Paul, and the Northwest.

KEOKUK AND DES MOINES DIVISION.
 The Chicago, Rock Island and Pacific Ry. Co. operates the Keokuk and Des Moines Division, connecting Chicago with Keokuk and Des Moines. The Keokuk and Des Moines Division is operated by the Chicago, Rock Island and Pacific Ry. Co.

THE GREAT OVERLAND MAIL AND EXPRESS TRAIN.
 All through cars, and a new and improved Pullman Palace Sleeping Car. The Great Overland Mail and Express Train, Chicago to San Francisco, Portland and Pacific Coast Points, via Omaha, Council Bluffs, Kansas City, Atchison, Leavenworth, Minneapolis, St. Paul.



Now and Correct Map of the

GREAT ROCK ISLAND ROUTE

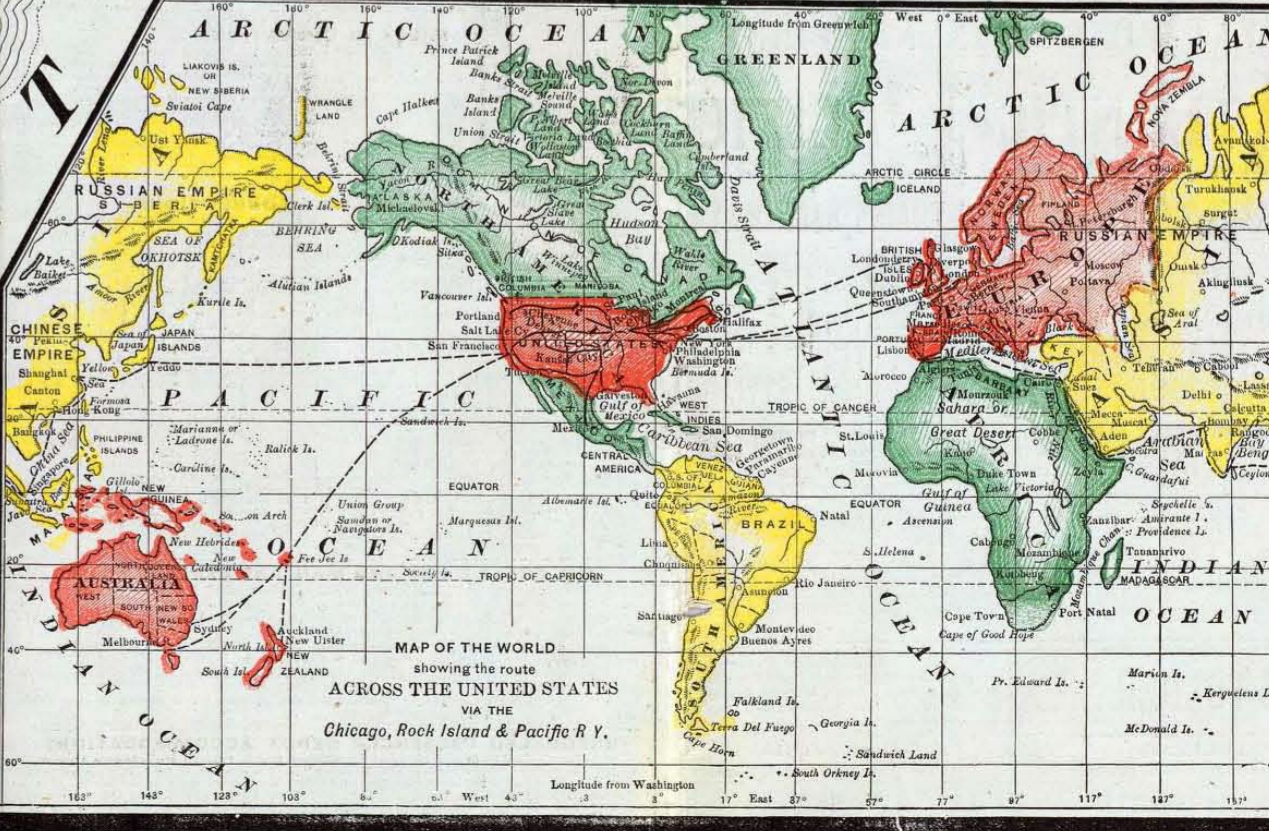
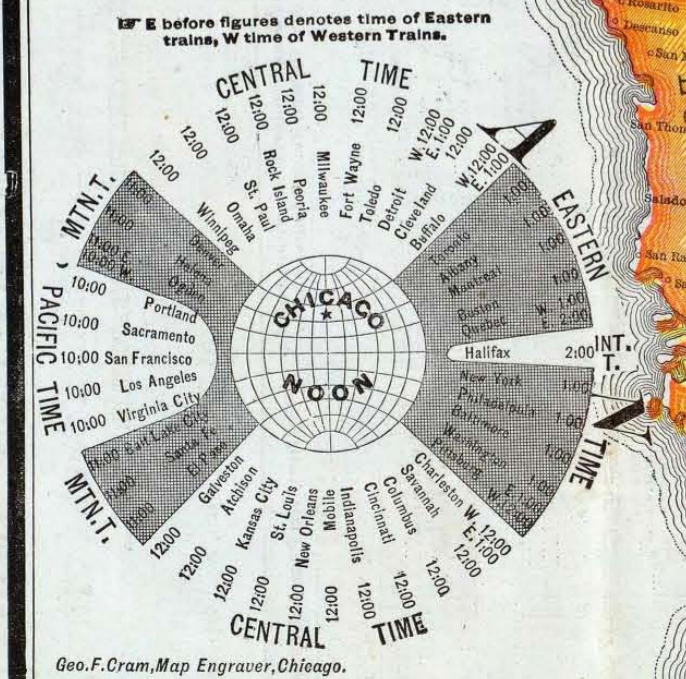
Chicago, Rock Island & Pacific Railway.

THE PASSENGERS FAVORITE ROUTE

BETWEEN CHICAGO AND COUNCIL BLUFFS, KANSAS CITY, LEAVENWORTH, ATCHISON, MINNEAPOLIS, ST. PAUL, AND ALL POINTS East, West, South-West and North-West.

1885

Copyrighted by E. St. John, General Ticket & Passenger Agent, Chicago, Ill.



Geo. F. Cram, Map Engraver, Chicago.