

ISSUED NOVEMBER 1, 1965

# *Rio Grande*

## **TIME TABLES**

MOFFAT TUNNEL ROUTE • ROYAL GORGE ROUTE



California Zephyr—Glenwood Canyon, Colorado River

**DENVER & RIO GRANDE WESTERN RAILROAD**

MAIN LINE THRU THE ROCKIES

# CALIFORNIA ZEPHYR

BETWEEN

CHICAGO • DENVER  
SALT LAKE CITY • SAN FRANCISCO

READ DOWN

(See Page 8 for Equipment)

READ UP

No. 17 Daily	Miles From Chicago	STATIONS Burlington Route		No. 18 Daily
3 10 PM CST	0	Lv	CHICAGO, ILL. ( <i>Union Station</i> )	Ar 2 05 PM CST
5 32 " "	162	Lv	Galesburg, Ill.	Ar 11 29 AM "
6 10 " "	205		Cross Mississippi River	Ar 10 49 " "
6 16 " "	206	Lv	Burlington, Ia.	Ar 10 46 " "
7 31 " "	280	Lv	Ottumwa, Ia.	Ar 9 31 " "
9 11 " "	393	Lv	Creston, Ia.	Ar 7 52 " "
10 37 " "	480		Cross Missouri River	Ar 6 44 " "
10 50 " "	501	Ar	Omaha, Nebr.	Lv 6 09 " "
11 15 " "	501	Lv	Omaha, Nebr.	Ar 5 49 " "
12 30 AM "	556	Lv	Lincoln, Nebr.	Ar 4 39 " "
2 18 " "	653	Lv	Hastings, Nebr.	Lv 2 59 " "
3 45 " MST	784	Lv	McCook, Nebr.	Lv 12 37 " "
8 20 " "	1039	Ar	DENVER, COLO.	Lv 7 35 PM MST
<b>Denver &amp; Rio Grande Western R. R.</b>				
8 40 AM MST	1039	Lv	DENVER, COLO.	Ar 7 10 PM MST
	1089		Moffat Tunnel—6.2 miles—Continental Divide.	
c 10 27 AM MST	1095	Lv	Winter Park, Colo.	Lv e 5 12 PM MST
			From Granby parallel the Colorado River for 235 miles.	
			Byers Canyon—Gore Canyon	
12 26 PM MST	1168	Lv	Bond, Colo.	Lv 3 10 PM MST
			Red Canyon—Glenwood Canyon	
2 05 PM MST	1224	Lv	Glenwood Springs, Colo.	Lv 1 38 PM MST
k 2 35 " "	1251	Lv	Rifle, Colo.	Lv d 1 05 " "
3 50 " "	1313	Ar	Grand Junction, Colo.	Lv 11 53 AM "
4 00 " "	1313	Lv	Grand Junction, Colo.	Ar 11 43 " "
	1347		Ruby Canyon—Colo.-Utah State Line	
	1352		At Westwater, Utah—last glimpse of Colorado River.	
k 5 21 PM MST	1392	Lv	Thompson	Lv d 10 20 AM MST
7 08 PM MST	1490	Lv	Helper, Utah	Lv 8 38 AM MST
	1515		Soldier Summit—Wasatch Range	
9 05 PM MST	1565	Lv	Provo, Utah	Lv 6 35 AM MST
10 00 " "	1609	Ar	SALT LAKE CITY, UTAH	Lv 5 45 " "
<b>Western Pacific Railroad</b>				
10 15 PM MST	1609	Lv	SALT LAKE CITY, UTAH	Ar 5 25 AM MST
10 59 " PST	1731	Ar	Wendover, Utah	Lv 2 35 " PST
1 25 AM "	1872	Ar	Elko, Nev.	Lv 12 10 " "
3 37 " "	2005	Ar	Winnemucca, Nev.	Lv 10 00 PM "
5 08 " "	2099	Ar	Gerlach, Nev.	Lv 8 35 " "
6 10 " "	2165	Ar	Herlong, Calif.	Lv 7 30 " "
7 05 " "	2216	Ar	Portola, Calif.	Lv 6 25 " "
			Feather River Canyon—116 miles through Sierra Nevada Range.	
8 20 AM PST	2256	Ar	Keddie, Calif.	Lv 5 10 PM PST
10 45 " "	2332	Ar	Oroville, Calif.	Lv 2 50 " "
11 24 " "	2358	Ar	Marysville, Calif.	Lv 2 18 " "
12 10 PM "	2398	Ar	Sacramento, Calif.	Lv 1 35 " "
1 07 " "	2443	Ar	Stockton, Calif.	Lv 12 40 " "
3 10 " "	2530	Ar	Oakland, Calif. ( <i>3rd &amp; Washington</i> )	Lv 10 45 AM "
			( <i>Via Bus over San Francisco-Oakland Bay Bridge</i> )	
4 00 PM PST	2537	Ar	San Francisco, Calif.	Lv 10 00 AM "
			( <i>44-Ath St., Santa Fe Terminal</i> )	

c Stops on flag to receive revenue passengers for Salt Lake City or beyond, and discharge revenue passengers from Lincoln or beyond.

d Stops on flag to receive revenue passengers for Denver or beyond, and discharge revenue passengers from Salt Lake City or beyond.

e Stops on flag to receive revenue passengers for Lincoln or beyond, and discharge revenue passengers from Salt Lake City or beyond.

k Stops on flag to receive revenue passengers for Salt Lake City or beyond, and discharge revenue passengers from Denver or beyond.

cst—Central Standard Time.

mst—Mountain Standard Time.

pst—Pacific Standard Time.

All space on the California Zephyr—both coach and Pullman—is reserved and specifically assigned in advance. Dome seats are not reserved. Checked baggage will be handled on the California Zephyr to or from Glenwood Springs and Grand Junction, Colorado, but not to or from other intermediate points between Denver and Salt Lake City.

## PERSONALIZED SERVICE

Rio Grande traffic representatives at the 40 offices listed in this folder are eager to be of service to you. Whatever your transportation problem, you'll find them friendly counselors.

# DENVER ZEPHYR

BETWEEN

**COLORADO SPRINGS • DENVER • OMAHA • CHICAGO**

READ DOWN		(See Page 8 for Equipment)	READ UP
No. 2 Daily	Miles from Colo. Spgs.	Denver & Rio Grande Western Railroad	No. 1 Daily
1 10 PM MST	0	Lv Colorado Springs, Colo.....	Ar 10 40 AM MST
3 00 " "	75	Ar Denver, Colo.....	Lv 9 00 " "
<i>Burlington Route</i>			
No. 10			No. 1
4 00 PM MST	75	Lv Denver, Colo.....	Ar 8 30 AM MST
7 31 " "	330	Ar McCook, Nebr.....	Lv 4 42 " "
8 34 " CST	330	Lv McCook, Nebr.....	Ar 5 39 " CST
11 59 PM "	558	Ar Lincoln, Nebr.....	Lv 2 11 " "
1 06 AM "	613	Ar Omaha, Nebr.....	Lv 1 04 " "
5 58 " "	908	Ar Burlington, Iowa.....	Lv 8 20 PM "
9 30 " "	1114	Ar Chicago, Ill.....	Lv 5 00 " "

MST—Mountain Standard Time.

CST—Central Standard Time.

## DENVER • COLORADO SPRINGS • PUEBLO KANSAS CITY • ST. LOUIS

(Chair Cars Only)

READ DOWN		(See Page 8 for Equipment)	READ UP
No. 3 Daily	Miles from Denver	Denver & Rio Grande Western Railroad	No. 4 Daily
2 45 PM MST	0	Lv DENVER, COLO.....	Ar 11 25 AM MST
4 35 " "	75	Lv Colorado Springs, Colo ( <i>Pikes Peak</i> ).....	Lv 9 43 " "
# 5 25 " "	119	Ar PUEBLO, COLO.....	Lv # 8 45 " "
<i>Missouri Pacific R. R.</i>			
No. 12			No. 11
5 45 PM MST	119	Lv PUEBLO, COLO.....	Ar 8 25 AM MST
6 35 " "	170	Lv Ordway, Colo.....	Lv 7 02 " "
11 31 " "	458	Ar Hoisington, Kans.....	Lv 2 05 " "
12 45 AM CST	458	Lv Hoisington, Kans.....	Ar 2 43 " CST
1 16 " "	492	Lv Geneseo, Kans.....	Lv 2 08 " "
2 41 AM CST	565	Lv Herington, Kans.....	Lv 12 33 AM CST
3 15 " "	592	Lv Council Grove, Kans.....	Lv 12 08 " "
4 36 " "	662	Lv Ottawa, Kans.....	Lv 10 56 PM "
5 00 " "	683	Lv Osawatomie, Kans.....	Lv 10 30 " "
6 30 " "	742	Ar KANSAS CITY, MO.....	Lv 9 20 " "
7 00 " "	742	Lv KANSAS CITY, MO.....	Ar 8 50 " "
9 45 " "	900	Lv Jefferson City, Mo.....	Lv 5 30 " "
12 15 PM "	1021	Ar ST. LOUIS, MO.....	Lv 3 30 " "

MST—Mountain Standard Time.

CST—Central Standard Time.

#—Meal Stop.

### BEST WAY TO SEE THE BEST OF THE WEST

... is from a See-all Vista-Dome ... at SEE-level! Vista-Dome views of majestic Rocky Mountain wonderlands provide a thrilling daily panorama as refreshing as Nature's four seasons and their ever-changing effect on the Scenic Route.

Queen of Rio Grande's Vista-Dome streamliner fleet is the California Zephyr, which links the Great Lakes with the Golden Gate via Rio Grande's Colorado River Scenic Short Cut. That it is America's most popular transcontinental train is due primarily to the fact that it is specifically designed and scheduled for sightseeing.



# MOFFAT TUNNEL ROUTE

**DENVER, BOND (Orestod), DOTSERO, GLENWOOD SPRINGS,  
GRAND JUNCTION AND SALT LAKE CITY**

(See Page 8 for Equipment)

READ DOWN		Issued November 1, 1965				READ UP		
7 The Pros- pector	17 Cali- fornia Zephyr	Miles from Den- ver	STATIONS			18 Cali- fornia Zephyr	8 The Pros- pector	
MOUNTAIN STANDARD TIME								
* 6 25 PM	* 8 40 AM	.0	Lv	<b>DENVER, COLO.</b>		Ar	* 7 10 PM	* 8 00
		50.0	Lv	East Portal	▲	Lv		
				(MOFFAT TUNNEL)				
f 8 07 PM	c 10 27 AM	56.9	Lv	Winter Park	▲	Ar	e 5 12 PM	f 6 00
8 43 PM		75.5	Lv	Granby		Lv		5 29
9 22 PM		103.2	Lv	Kremmling		Lv		4 53
10 20 PM	12 25 PM	129.3	Ar	<b>BOND</b>		Lv	3 10 PM	3 55
				(Orestod)				
10 20 PM	12 25 PM	129.3	Lv	<b>BOND</b>		Ar	3 10 PM	3 55
		134.9	Lv	Glen	▲	Lv		
f 10 40 PM		144.6	Lv	Burns	▲	Lv		3 19
		148.8	Lv	Sylvan	▲	Lv		
		166.8	Lv	Dotsero	▲	Lv		
		175.4	Lv	Shoshone	▲	Lv		
				(Glenwood Canyon)				
11 53 PM	2 05 PM	185.0	Lv	<b>GLENWOOD SPRINGS</b>		Lv	1 38 PM	2 15
		197.6	Lv	New Castle	▲	Lv		
		204.4	Lv	Silt	▲	Lv		
12 25 AM	k 2 35 PM	211.5	Lv	Rifle	▲	Lv	d 1 05 PM	1 40
		228.9	Lv	Grand Valley	▲	Lv		
		241.5	Lv	De Beque	▲	Lv		
		261.9	Lv	Palisade	▲	Lv		
		267.4	Lv	Clifton	▲	Lv		
1 40 AM	3 50 PM	274.5	Ar	<b>GRAND JUNCTION</b>		Lv	11 53 AM	12 20
7-1	17						18	8-2
2 00 AM	4 00 PM	274.5	Lv	<b>GRAND JUNCTION</b>		Ar	11 43 AM	12 02
x		285.4	Lv	Fruita	▲	Lv		
x		290.5	Lv	Loma	▲	Lv		
x		293.8	Lv	Mack, Colo.	▲	Lv		
x		313.3	Lv	Westwater, Utah	▲	Lv		
x		329.3	Lv	Cisco	▲	Lv		
3 32 AM	k 5 21 PM	353.0	Lv	Thompson	▲	Lv	d 10 20 AM	10 27
4 02 AM		380.1	Lv	Green River	▲	Lv		9 51
x		406.3	Lv	Woodside	▲	Lv		
x		428.1	Lv	Mounds	▲	Lv		
5 19 AM		444.0	Lv	Price		Lv		8 42
5 40 AM	7 08 PM	451.4	Lv	<b>HELPER</b>		Lv	8 38 AM	8 27
x		455.2	Lv	Castle Gate	▲	Lv		
x		469.4	Lv	Colton	▲	Lv		
x		476.3	Lv	Soldier Summit	▲	Lv		
x		485.9	Lv	Gilluly	▲	Lv		
7 17 AM		505.8	Lv	Thistle	▲	Lv		
f 7 33 AM		520.7	Lv	Springville	▲	Lv		6 37
7 44 AM	9 05 PM	526.1	Lv	<b>PROVO</b>		Lv	6 35 AM	6 10
x		532.1	Lv	Geneva	▲	Lv		
x		538.6	Lv	American Fork	▲	Lv		
x		541.9	Lv	Lehi	▲	Lv		
x		554.1	Lv	Riverton	▲	Lv		
x		559.4	Lv	Midvale	▲	Lv		
x		563.3	Lv	Murray	▲	Lv		
x		567.4	Lv	Roper	▲	Lv		
8 40 AM	10 00 PM	570.0	Ar	<b>SALT LAKE CITY, UTAH</b>		Lv	* 5 45 AM	* 5 15
		606.9		<b>OGDEN, UTAH</b>	♦			

♦ D&RGW passenger trains originate and terminate at Salt Lake City. Tickets reading via D&RGW between Salt Lake City and Ogden will be honored on Union Pacific trains.

## REFERENCE NOTES

\* Daily.

a Stops on flag to pick up pay passengers for points on Mo. Pac. and discharge pay passengers from connections at Denver.

b Stops to discharge passengers received from connections at Pueblo.

c Stops on flag to receive revenue passengers for Salt Lake City or beyond, and discharge revenue passengers from Lincoln or beyond.

d Stops on flag to receive revenue passengers for Denver or beyond, and discharge revenue passengers from Salt Lake or beyond.

e Stops on flag to receive revenue passengers for Lincoln or beyond, and discharge revenue passengers from Salt Lake City or beyond.

f Flag stop.

j Stops on flag to pick up pay passengers for Denver, Colorado Springs, Pueblo or beyond.

k Stops on flag to receive revenue passengers for Salt Lake City or beyond, and discharge revenue passengers from Denver or beyond.

x Stops to discharge pay passengers from Denver, Colorado Springs and Pueblo.

▲ No checked baggage handled at this station.

Rail-Auto Service available at this point.

# ROYAL GORGE ROUTE

DENVER, COLORADO SPRINGS, PUEBLO, CANON CITY  
AND SALIDA

(See Page 8 for Equipment)

READ DOWN

Issued November 1, 1965

READ UP

No. 3	1 The Royal Gorge	Miles from Den- ver	STATIONS  MOUNTAIN STANDARD TIME	2 The Royal Gorge	No. 4
* 2 45 PM	* 9 00 AM	.0	Lv DENVER, COLO.	* 3 00 PM	* 11 25 AM
3 05 PM	9 20 AM	10.3	Lv Littleton	2 36 PM	11 04 AM
		20.7	Lv Louviers (Gann)		
a	f 9 36 AM	24.5	Lv Sedalia	f 2 19 PM	b
a		32.5	Lv Castle Rock	2 10 PM	b
a	f 9 58 AM	43.0	Lv Larkspur	f 1 58 PM	b
a	f 10 04 AM	46.9	Lv Greenland		
a	f 10 12 AM	51.9	Lv Palmer Lake	f 1 47 PM	b
a	f 10 17 AM	55.9	Lv Monument	f 1 38 PM	b
		61.9	Lv Academy (U.S. Air Force)		
* 4 35 PM	* 10 40 AM	74.9	Ar COLORADO SPRINGS (Pikes Peak)	* 1 10 PM	* 9 43 AM
* 4 35 PM	* 10 50 AM	74.9	Lv COLORADO SPRINGS	* 1 10 PM	* 9 43 AM
a	f 11 08 AM	87.9	Lv Fountain	f 12 42 PM	b
5 25 PM	11 50 AM	119.4	Lv PUEBLO	12 05 PM	8 45 AM
	12 15 PM	119.4	Lv PUEBLO	11 45 AM	
		134.6	Lv Swallows		
		139.6	Lv Hobson		
	f 12 52 PM	145.8	Lv Portland	f 11 01 AM	
	1 02 PM	151.9	Lv Florence	10 53 AM	
	1 23 PM	160.0	Lv CANON CITY	10 40 AM	
	1 36 PM	166.2	Ar Hanging Bridge (ROYAL GORGE)	10 27 AM	
		166.2	Lv Hanging Bridge	10 17 AM	
	1 48 PM	171.2	Lv Parkdale	f 10 05 AM	
	f 1 57 PM	184.1	Lv Texas Creek	9 45 AM	
	2 20 PM	191.7	Lv Cotopaxi	9 34 AM	
	2 34 PM	191.7	Lv Cotopaxi	9 34 AM	
	3 15 PM	215.1	Ar SALIDA	9 00 AM	
		215.1	Lv SALIDA		
		222.2	Brown Canon		
		232.8	Nathrop		
		240.3	Buena Vista		
		257.3	Yale		
		271.0	Malta (Leadville)		
		281.0	Tennessee Pass		
		288.7	Pando		
		293.9	Red Cliff		
			Eagle River Canyon		
		302.0	Minturn		
		308.0	Avon		
		319.1	Wolcott		
		329.0	Eagle		
		335.8	Gypsum		
		341.9	Dotsero		

The Arkansas River

FREIGHT SERVICE ONLY

FREIGHT SERVICE ONLY

\*AT COLORADO SPRINGS, SOUTHBOUND TRAINS USE  
D. & R. G. W. STATION; NORTHBOUND TRAINS  
USE A. T. & S. F. STATION.

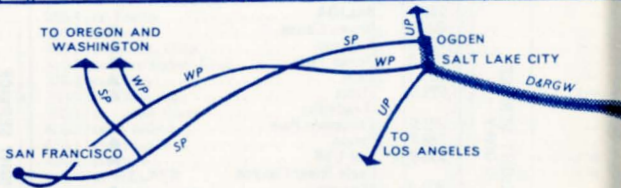
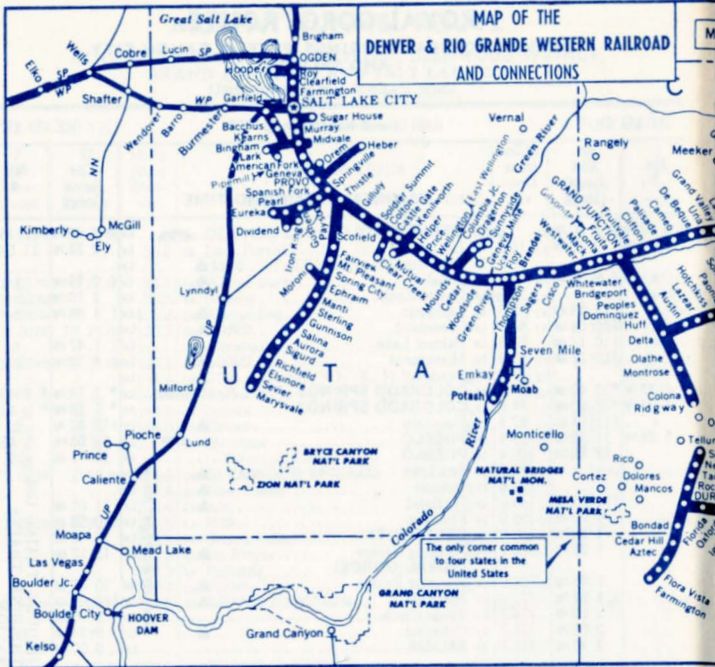
SEE MOFFAT TUNNEL ROUTE TABLE, PAGE 3,  
FOR STATIONS WEST OF DOTSERO

## HOW TO CROSS THE ROCKIES AND NEVER FASTEN A SEAT BELT!

Take the CALIFORNIA ZEPHYR! Nothing is more wonderfully relaxing than a winter-time scenic cruise between Chicago and San Francisco on the train with the Vista-Domes. Only the California Zephyr schedules all the spectacular parts of your trip during daylight hours—the splendor of the Colorado Rockies and the rugged beauty of California's Feather River Canyon in the High Sierra. Whether you travel in a private Pullman room or deep-cushioned Chair Coach seat, you can stretch your legs with no seat belt to unfasten. In the Dining Car—superb food, graciously served, reasonably priced. In the Cable Car Room—inexpensive snacks and drinks.

For reservations and information call or see your  
**TRAVEL AGENT**  
or  
**RAILROAD TICKET AGENT**

MAP OF THE  
DENVER & RIO GRANDE WESTERN RAILROAD  
AND CONNECTIONS



**rail  
travel  
card**

Series 2

NO. A 14147-123

SUBSCRIBER **XYZ Corp.**

CARD HOLDER **John Doe**

SIGNATURE *John Doe*

Natio  
Serv  
Hon

You're re  
you use  
Travel Ca  
and trou

NO

H. F.  
Denve  
Room  
1531 Sto

**FAMILY FARE PLAN**

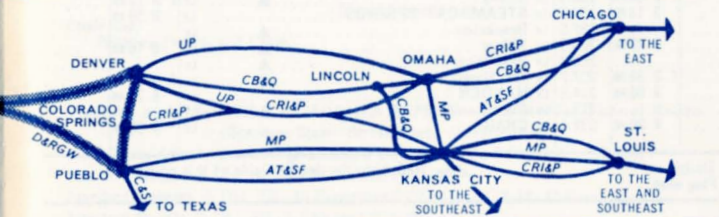
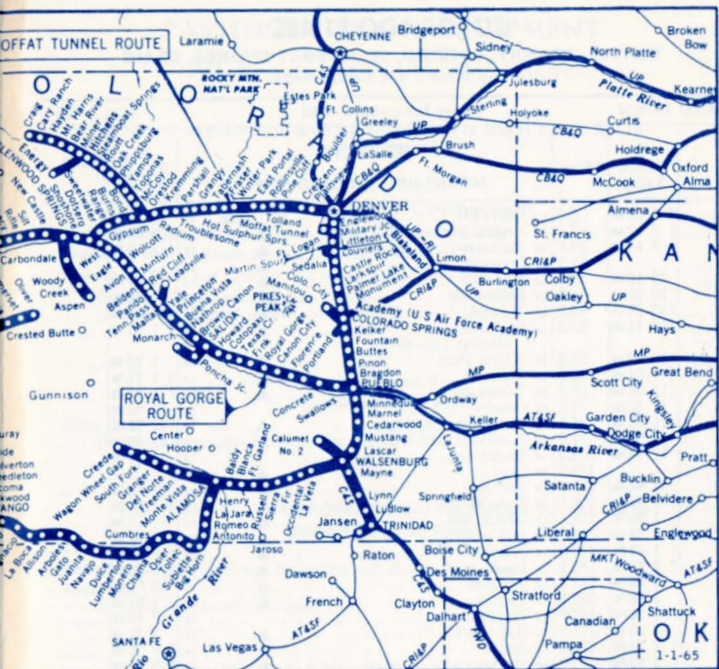
**Here's how it works:**

On one-way trips, one parent pays full fare (either coach or Pullman); other parent and all children from ages 12 through 21 pay **one-half** regular fare; children 5 through 11 pay **one-fourth** fare; children under five ride free.

On round trips, one parent pays the full round trip fare; other parent and children 12 through 21 pay the usual **one-way** fare; children 5 through 11 pay **half** the usual one-way fare; children under five ride free.

These family fares are good on **all** Rio Grande trains except The Silverton. The above family plan applies for local tickets on the Rio Grande. For other family plan arrangements, consult Ticket Agent.





n-wide "Charge-it"  
 ce—without deposit!  
 ored by 50 Railroads

recognized as an old friend... when  
 the "charge-it" service of your Rail  
 ard. Costs you nothing... saves time  
 ple.

**NO DEPOSIT REQUIRED!**

Eno, Passenger Traffic Manager  
 Rio Grande Western Railroad  
 101, Rio Grande Bldg., Dept. TT  
 ut Street, Denver, Colorado 80217



**BAGGAGE ALLOWANCE**

Each adult ticket entitles you to check as  
 much as 150 pounds (up to \$100 value).  
 On Family Plan tickets up to 300 pounds  
 (not exceeding \$200.00 in value) is  
 allowed regardless of number of per-  
 sons for which ticket is issued. A charge  
 of 25 cents is made per hand bag, 50  
 cents per trunk.

**RAIL-AUTO TRAVEL PLAN**

(Hertz and Avis)

Here's the way to go places. Stretch  
 out, get comfortable on a fast train.  
 Arrive refreshed. Then, step into a  
 clean, dependable new rental car.

That's traveling! Easy traveling, too.

Your ticket agent will reserve your car when you buy your ticket. No charge.  
 Low rates (extra low by the week) cover all gasoline, oil and proper insurance.

# COLORADO LINES

**DENVER, GRANBY, ORESTOD, STEAMBOAT SPRINGS, CRAIG**

(See Page 8 for Equipment)

READ DOWN		Issued November 1, 1965				READ UP	
	9 Yampa Valley	Miles	STATIONS MOUNTAIN STANDARD TIME				10 Yampa Valley
	* 9 05 AM	0.0	Lv DENVER	▲	Ar	* 3 20 PM	
	f 9 17 AM	7.1	Lv Arvada (Ralston)	▲	Lv	f 3 03 PM	
	f 9 44 AM	24.4	Lv Plainview	▲	Lv	f 2 29 PM	
		31.3	Lv Crescent	▲	Lv		
	10 16 AM	37.0	Lv Pine Cliff	▲	Lv	1 57 PM	
	10 25 AM	41.7	Lv Rollinsville	▲	Lv	1 49 PM	
	f 10 33 AM	46.8	Lv Tolland	▲	Lv	f 1 40 PM	
	f 10 41 AM	50.0	Lv East Portal	▲	Lv	f 1 35 PM	
			(Moffat Tunnel)				
	10 52 AM	56.9	Lv Winter Park	▲	Lv	1 22 PM	
	f 11 04 AM	62.1	Lv Fraser	▲	Lv	f 1 11 PM	
	f 11 08 AM	65.9	Lv Tabernash	▲	Lv	f 1 05 PM	
	11 30 AM	75.5	Lv Granby	▲	Lv	12 49 PM	
	11 45 AM	86.1	Lv Hot Sulphur Springs	▲	Lv	12 32 PM	
	11 55 AM	91.0	Lv Parshall	▲	Lv	12 10 PM	
	12 14 PM	103.2	Lv Kremmling	▲	Lv	12 05 PM	
		105.8	Lv Gore	▲	Lv		
	12 40 PM	116.1	Lv Radium	▲	Lv	11 33 AM	
	f 12 58 PM	126.1	Lv State Bridge	▲	Lv	f 11 12 AM	
	1 05 PM	128.5	Lv ORESTOD	▲	Lv	11 10 AM	
	f 1 19 PM	134.1	Lv McCoy	▲	Lv	f 10 47 AM	
	f 1 41 PM	142.5	Lv Volcano	▲	Lv	f 10 24 AM	
	f 2 00 PM	149.9	Lv Egeria	▲	Lv	f 10 06 AM	
	2 05 PM	153.1	Lv Toponas	▲	Lv	10 02 AM	
	2 18 PM	161.6	Lv Yampa	▲	Lv	9 51 AM	
	2 28 PM	167.7	Lv Phippsburg	▲	Lv	9 42 AM	
	2 35 PM	171.2	Lv Oak Creek	▲	Lv	9 35 AM	
	f 2 39 PM	173.6	Lv Routt	▲	Lv	f 9 29 AM	
	f 2 42 PM	175.0	Lv Haybro	▲	Lv	f 9 26 AM	
	f 2 56 PM	183.6	Lv Sidney	▲	Lv	f 9 12 AM	
	3 13 PM	190.9	Lv STEAMBOAT SPRINGS	▲	Lv	8 59 AM	
		197.5	Lv Brookston	▲	Lv		
	3 27 PM	200.9	Lv Milner	▲	Lv	8 46 AM	
		206.3	Lv Bear River	▲	Lv		
	f 3 38 PM	207.7	Lv Mt. Harris	▲	Lv	f 8 37 AM	
	3 50 PM	214.8	Lv HAYDEN	▲	Lv	8 27 AM	
		219.2	Lv Cary Ranch	▲	Lv		
	4 20 PM	231.4	Ar CRAIG	▲	Lv	* 8 05 AM	

\* Daily.  
f Flag stop.

▲ Rail-Auto Service available at this point.

### ASPEN BRANCH—RAIL FREIGHT SERVICE ONLY

Glenwood-Aspen Stages

Rail Tickets Not Honored

	Bus	Miles	STATIONS MOUNTAIN STANDARD TIME				Bus
Ⓐ	8 45 AM	.0	Lv Glenwood Springs	Lv	Ⓑ	12 35 PM	Ⓐ
	9 00 AM	12.9	Lv Carbondale	Lv		12 10 PM	
	10 00 AM	41.2	Ar Aspen	Lv		11.35 AM	4 15 PM

Ⓐ Daily December 15, 1965 to April 15, 1966, inclusive.

Ⓑ Daily except Mondays and Tuesdays November 1 to November 30, inclusive, 1965; Daily December 1, 1965 to April 30, 1966, inclusive.

## TRY THIS UNIQUE TRAVEL PACKAGE!

# HOCHLANDHOF Mountain Outin'

6½ hour scenic special every day

*The car-free, carefree way to see the best of the West;*

# \$5.00

### YOUR SCHEDULE FOR PLEASURE'

**Lv. Denver Union Station (D & RGW Train #9)** . . . . . 9:05 AM  
Big picture windows provide an ever-changing scenic panorama as your Rio Grande train glides through the heart of the Rockies via the famous Moffat Tunnel Scenic Shortcut'

**Ar. Winter Park** . . . . . 10:52 AM  
You will be met at trainside and taken to picturesque Hochlandhof—High Country Inn—800 feet from the base of Winter Park! A delicious full-course luncheon will be served to you in the Bavarian dining room of the luxurious lodge'

**Lv. Winter Park (D & RGW Train #10)** . . . . . 1:22 PM

**Ar. Denver Union Station** . . . . . 3:20 PM

*Complete cost only \$5.00 for adults, \$2.75 for children over 5 and under 12 years of age.*



# PASSENGER TRAIN EQUIPMENT

(All Equipment Is Air Conditioned)

## Nos. 1 and 2—THE ROYAL GORGE—Via Royal Gorge Route (Diesel Power)

### Chair Car

Between Denver and Salida.

### Denver Zephyr Connection

**Standard Sleeper** (10 Roomettes, 6 Double Bedrooms) (DZ-10).

**Slumber Coach** (24 Single Rooms, 8 Double Rooms) (SC-12).

**Vista Dome Chair Car** (DZ-14) (All seats reserved).

Between Chicago and Colorado Springs.

(In C.B.&Q. Denver Zephyr, Nos. 1 and 10 east of Denver).

## Nos. 3 and 4 (Streamlined-Diesel Power)

### Chair Cars.

Between Denver and St. Louis, via D&RGW-Mo. Pac.

## Nos. 7 and 8—THE PROSPECTOR—Via Moffat Tunnel Route (Streamlined-Diesel Power)

### Cafe-Lounge.

**Standard Sleepers** (Sections, Roomettes and Double Bedrooms).

### Chair Car.

Between Denver and Salt Lake City.

## Nos. 9 and 10—THE YAMPA VALLEY (Diesel Power)

### Chair Car.

Between Denver and Craig.

## Nos. 17 and 18—THE CALIFORNIA ZEPHYR—Via Moffat Tunnel Route (Stainless Steel—Streamlined—Diesel Power)

**Vista Dome, Observation Lounge-Standard Sleeper** (1 DR., 3 Dbl. BR.) (CZ-10).

**Standard Sleeper** (6 Dbl. BR., 10 Roomettes) (CZ-15).

**Standard Sleepers** (6 Dbl. BR., 10 Roomettes) (CZ-16 and CZ-18) (2 Cars).

**Standard Sleeper** (6 Dbl. BR., 5 Compts.) (CZ-19).

**Vista Dome Chair Cars** (CZ-20 and CZ-21) (2 Cars).

**Vista Dome Buffet-Lounge** (Lounge for all passengers; Vista Dome for sleeping car passengers) (Buffet and sandwich service from 6:00 a.m. to 10:00 p.m.).

**Diner** (Service a la carte and table d'hote).

Between Chicago and San Francisco, via CB&Q-D&RGW-WP.

All space on the California Zephyr—both coach and Pullman—is reserved and specifically assigned in advance. Dome seats are not reserved. Checked baggage will be handled on the California Zephyr to or from Glenwood Springs and Grand Junction, Colorado, but not to or from other intermediate points between Denver and Salt Lake City.

## Looking for an Industrial Site?

If your company is looking for a plant site, branch office, distribution or collection point in the Colorado-Utah business belt, you need a capable local contact, and are invited to call on Rio Grande. We'll be delighted to arrange a site-investigation tour. There is no obligation and all inquiries will be held in strict confidence.

Address inquiries to:

**R. C. Cavness,**  
**Director of Industrial Development,**  
**Rio Grande Building, P. O. Box 5482,**  
**Denver, Colorado 80217**

## RAIL AND PULLMAN FARES

The fares shown below are those in effect October 15, 1965, and do not reflect any increase which may be authorized at a subsequent date. These fares are quoted as information only, and are subject to change.

	RAILROAD FARES				One-Way Pullman Fares	
	In Coaches		In Pullmans		Standard Car	
	One-way	6 Months Round-trip	One-way	6 Months Round-trip	Lower Berth	Seat Fare Day Travel
<b>COLORADO SPRINGS TO</b>						
Chicago..... Ill.	\$31.46	\$56.65	\$39.95	\$71.95	\$12.25	
Glenwood Springs..... Colo.	8.52	15.35	10.82	19.50		
Grand Junction..... Colo.	11.22	20.20	14.27	25.70		
Kansas City..... Mo.	19.43	35.00	24.65	44.40	7.55	
Los Angeles..... Calif.	41.48	75.75	52.68	88.95	17.70	
New York (1)..... N. Y.	73.62	128.37	107.33	200.05	24.02	
Provo..... Utah	17.92	32.30	22.76	41.00		
St. Louis..... Mo.	28.78	51.85	36.49	65.70	11.45	
Salt Lake City..... Utah	17.92	32.30	22.76	41.00	8.70	
San Francisco..... Calif.	41.48	75.75	52.68	88.95	17.70	
<b>DENVER TO</b>						
Chicago..... Ill.	31.46	56.65	39.95	71.95	12.25	
Colorado Springs..... Colo.	2.27	4.10	2.90	5.25		1.15
Glenwood Springs..... Colo.	6.23	11.25	7.92	14.30	5.80	1.90
Grand Junction..... Colo.	8.96	16.15	11.37	20.50	5.80	2.70
Kansas City..... Mo.	19.43	35.00	24.65	44.40	7.55	
Los Angeles..... Calif.	41.48	75.75	52.68	88.95	17.70	
Provo..... Utah	16.58	29.85	21.08	37.95		
Pueblo..... Colo.	3.66	6.60	4.63	8.35		
St. Louis..... Mo.	28.78	51.85	36.49	65.70	11.45	
Salt Lake City..... Utah	17.92	32.30	22.76	41.00	8.70	5.30
San Francisco..... Calif.	41.48	75.75	52.68	88.95	17.70	
<b>GLENWOOD SPRINGS TO</b>						
Chicago..... Ill.	37.69	67.85	47.87	86.20	14.50	
Grand Junction..... Colo.	2.72	4.90	3.47	6.25		1.15
Kansas City..... Mo.	25.66	46.20	32.57	58.65	10.20	
Los Angeles..... Calif.	35.93	65.85	45.43	82.80	14.05	
New York (1)..... N. Y.	79.86	139.62	115.25	214.35	26.27	
Omaha..... Neb.	22.57	40.65	28.65	51.60	10.20	
Provo..... Utah	10.36	18.65	13.18	23.75	5.80	3.30
St. Louis..... Mo.	35.01	63.05	44.41	79.95	13.75	
Salt Lake City..... Utah	11.71	21.10	14.87	26.80	5.80	3.55
San Francisco..... Calif.	40.37	69.05	51.18	87.20	14.05	
<b>GRAND JUNCTION TO</b>						
Chicago..... Ill.	40.42	72.80	51.32	92.40	15.50	
Kansas City..... Mo.	28.39	51.15	36.02	64.85	11.45	
Los Angeles..... Calif.	33.21	60.95	41.97	76.55	13.75	
New York (1)..... N. Y.	82.58	144.52	118.70	220.55	27.27	
Omaha..... Neb.	25.30	45.55	32.10	57.80	11.45	
Provo..... Utah	7.64	13.80	9.71	17.50	5.80	2.50
St. Louis..... Mo.	37.74	67.95	47.86	86.15	14.50	
Salt Lake City..... Utah	8.99	16.20	11.41	20.55	5.80	2.95
San Francisco..... Calif.	37.65	64.15	47.72	80.95	13.75	
<b>PUEBLO TO</b>						
Chicago..... Ill.	31.46	56.65	39.95	71.95		
Glenwood Springs..... Colo.	9.89	17.85	12.55	22.60		
Grand Junction..... Colo.	12.59	22.70	16.00	28.80		
Los Angeles..... Calif.	41.48	75.75	52.68	88.95		
New York (1)..... N. Y.	73.62	128.37	107.33	200.05		
Provo..... Utah	17.92	32.30	22.76	41.00		
Salt Lake City..... Utah	17.92	32.30	22.76	41.00		
San Francisco..... Calif.	41.48	75.75	52.68	88.95		
<b>SALT LAKE CITY TO</b>						
Chicago..... Ill.	45.41	81.75	57.64	103.80	16.70	
Kansas City..... Mo.	35.97	64.75	45.67	82.25	14.05	
New York (1)..... N. Y.	87.57	153.47	125.02	231.90	28.47	
Omaha..... Neb.	31.38	56.50	39.81	71.70	13.25	
St. Louis..... Mo.	43.02	77.45	54.60	98.30	16.70	

\* Via Direct Route.  
 (1) Via PRR or NYC.

Coach tickets valid in Slumbercoach on The Denver Zephyr—Reserved single room charge Colorado Springs to Chicago \$9.00; \$16.20 double.

**EVERY TRIP'S A PLEASURE TRIP**  
*on the Prospector*  
**OVERNIGHT, EVERY NIGHT**  
**BETWEEN DENVER-PROVO-SALT LAKE CITY**

## FARES FOR OTHER STANDARD PULLMAN ACCOMMODATIONS

Based on charge for Lower Berth as shown in above table. Applies only between points where through Pullman fares are published—not to combination Pullman fares.

WHERE LOWER BERTH FARE IS	Upper berth fare will be	Roomette Fare for one person will be	Bedroom Fare		Compartment Fare		Drawing Room Fare	
			for one person will be	two persons will be	for one person will be	two or more persons will be	for one person will be	two or more persons will be
\$ 5.80	\$ 4.40	\$ 8.10	\$11.90	\$14.75	\$12.55	\$15.85	\$16.90	\$21.35
7.55	5.65	10.55	15.40	18.65	16.10	20.10	21.75	27.25
7.90	6.10	11.05	16.10	19.50	16.85	21.00	22.75	28.55
8.70	6.65	12.20	17.65	21.20	18.45	22.90	24.95	31.20
10.20	7.80	14.40	20.45	24.50	21.45	26.50	29.10	36.25
11.45	8.65	16.00	22.70	27.20	23.90	29.50	32.50	40.35
12.25	9.25	17.10	24.25	28.90	25.50	31.45	34.70	43.05
13.25	10.10	18.65	26.25	31.20	27.55	33.85	37.50	46.45
13.75	10.50	19.20	27.10	32.35	28.50	35.00	38.80	48.05
14.05	10.70	19.70	27.80	33.00	29.15	35.75	39.70	49.15
14.50	10.95	20.20	28.50	33.90	30.00	36.80	40.85	50.60
15.50	11.80	21.70	30.60	36.25	32.05	39.25	43.70	54.00
16.70	12.70	23.25	32.65	38.65	34.40	42.05	46.90	57.90
17.70	13.55	24.75	34.65	41.05	36.40	44.50	49.70	61.35
24.02	18.27	33.71	47.79	57.12	50.20	61.98	68.25	84.80
26.27	19.97	36.81	52.04	62.12	54.70	67.33	74.40	92.35
27.27	20.82	38.31	54.14	64.47	56.75	69.78	77.25	95.75
28.47	21.72	39.86	56.19	66.87	59.10	72.58	80.45	99.65

Exclusive Space Occupancy by One Person: One and one-fourth railroad tickets must be purchased for exclusive use of drawing room; one adult rail ticket for compartment, bedroom or roomette. (Night occupancy.)

## GENERAL INFORMATION

**Special Notice.** The time shown in this folder is subject to change without notice; is that at which trains may be expected to arrive at and depart from the several stations, but their arrival or departure at the time stated is not guaranteed. This Company reserves the right to discontinue trains, change schedules, and substitute equipment, and will not be responsible for any delay or other deviation from conditions outlined in this time table.

**Adjustment Of Fares.** Should any difference arise between yourself and the conductor, pay the fare requested, take receipt for the amount, and refer the matter to the Passenger Traffic Manager, Denver, Colo., for adjustment.

**Children** under 5 years of age, free, when accompanied by parent or guardian; 5 years of age and under 12, one-half fare; 12 years of age or over, full fare.

**Children Traveling Alone.** Children under 5 years of age must be accompanied by an adult. Children of half fare age when unaccompanied by parent or guardian will not be accepted unless authorized by Ticket Agent, and arrangements for such acceptance must be made in advance.

**Redemption Of Tickets.** For refund on partially used or wholly unused D. & R. G. W. rail tickets, consult local ticket agent, or mail tickets, with explanation of non-use to H. F. Eno, Passenger Traffic Manager, D. & R. G. W. R. R., Room 101 Rio Grande Building, 1531 Stout St., Denver, Colo. 80217.

**Before Boarding Train** ask the ticket agent, brakeman, or conductor whether the train stops at the station to which you may be ticketed. There are stations at which some trains do not stop.

**Stopping Trains On Signal.** Where trains are scheduled to stop only on signal, passengers on trains must give advance notice to conductor, and persons intending to board trains must advise agent to that effect, in order that necessary arrangements may be perfected.

**Ticket Honoring.** All classes of regular tickets will be honored on all trains, except 20 day excursion, Drivers, Caretakers and Banana Messenger tickets will not be honored on the California Zephyr, Trains 17 and 18.

**Baggage.** 150 pounds of personal baggage not exceeding \$100 in value may be checked on each adult ticket for a charge of 25 cents for each hand bag, 50 cents for each trunk. A maximum of 300 pounds is allowed to each family group traveling on Family Fare Plan tickets for the same nominal charge.

**Lost Articles.** Inquiries regarding lost articles and baggage problems should be addressed to J. H. Tanner, Assistant Passenger Traffic Manager, Denver, Colorado.

**BAGGAGE INSURANCE** covering checked and unchecked baggage for an entire trip, may be purchased at principal Rio Grande ticket offices and baggage counters. Consult agent for particulars.

## TRAFFIC REPRESENTATIVES

- ALAMOSA, COLO.** 81101—Rio Grande Freight Depot—589-2530  
J. E. BERRY, General Agent
- ATLANTA, GA.** 30303—1521 Healey Bldg.—57 Forsyth St. N. W.—JACKSON 4-4831  
J. A. STAUFFER, General Agent
- BOISE, IDAHO** 83705—1220 Vista Ave.—Phone 342-1722  
J. I. HOLLANDSWORTH, District Freight & Passenger Agent
- BOSTON, MASS.** 02110—819 Chamber of Commerce Bldg.—80 Federal Street—426-4973  
P. P. MAGUIRE, General Agent
- CHICAGO, ILL.** 60603—Suite 2124 Bankers Bldg. 105 West Adams St.—RAndolph 6-7445  
P. O. SPURGEON, Central Traffic Manager  
D. J. LEWIS, General Agent
- CINCINNATI, OHIO** 45202—1436 Enquirer Bldg. 617 Vine St.—721-3212  
C. M. WILDT, General Agent
- CLEVELAND, OHIO** 44113—2306 Terminal Tower Bldg.—50 Public Square—241-7386  
W. M. DODDS, General Agent
- COLORADO SPRINGS, COLO.** 80902—Rio Grande Passenger Depot—634-4857  
T. D. ODWALT, General Agent
- CRAIG, COLO.** 81625—Rio Grande Freight Depot—824-6546  
E. G. DEAKINS, District Freight & Passenger Agent
- DENVER, COLO.** 80217—1536 - 13th Street—222-5533  
A. D. COX, Assistant Traffic Manager  
Rio Grande Bldg.—1531 Stout St.—222-5533  
D. G. FRAZIER, District Passenger Agent
- DETROIT, MICH.** 48202—5-157 General Motors Bldg.—3044 West Grand Blvd.—Trinity 5-3025  
G. L. NICOLIN, Assistant Traffic Manager
- EUGENE, ORE.** 97401—230 Ardel Offices 33 Tenth Avenue East—345-8535  
J. T. HULL, General Agent
- FRESNO, CALIF.** 93721—207 T. W. Patterson Bldg.—2014 Tulare St.—264-3290  
J. G. FARRIS, General Agent
- GRAND JUNCTION, COLO.** 81501—Rio Grande Depot—242-5428  
J. L. WELLS, General Agent
- HOUSTON, TEXAS** 77027—3311 Richmond Ave.—Room 316—JACKSON 8-0992  
T. L. RUDMANN, General Agent
- JACKSONVILLE, FLA.** 32202—1105 Coast Line Bldg. 500 Water Street—355-2754  
A. L. BURSON, General Agent
- KANSAS CITY, MO.** 64105—836-39 Board of Trade Bldg.—127 West Tenth St.—Victor 2-5520  
J. W. SAMPLE, General Agent
- LOS ANGELES, CALIF.** 90014—421 Pacific Electric Bldg.—610 So. Main St.—629-2316  
E. D. BURKE, General Agent
- MEDFORD, ORE.** 97501—204 Executive Bldg.—216 East Main St.—772-5243  
H. W. VORPAHL, General Agent
- MILWAUKEE, WIS.** 53216—4160 N. 42nd St.—871-7919  
M. L. COLBY, General Agent
- MINNEAPOLIS, MINN.** 55402—830 Rand Tower, 527 Marquette Ave.—333-7888  
W. P. MENARD, General Agent
- NEW YORK, N. Y.** 10036—500 Fifth Ave., Room 220—CHICKERING 4-7515  
A. C. DICK, Eastern Traffic Manager  
C. J. DOBOL, General Agent
- OAKLAND, CALIF.** 94612—209-210 Central Bldg.—14th & Broadway—451-4925  
M. E. CHASE, General Agent
- OGDEN, UTAH** 84401—Rio Grande Freight Depot 130 24th Street—393-3325  
W. C. CRAIG, General Agent
- OMAHA, NEB.** 68102—515 Grain Exch. Bldg., 19th & Harney—342-5100  
K. N. HAHNE, General Agent
- PHILADELPHIA, PA.** 19107—1535 Phila. Saving Fund Bldg.—12 South Twelfth St.—Walnut 2-2323 & Walnut 2-6592  
J. T. QUINN, General Agent
- PITTSBURGH, PA.** 15222—1516 Oliver Bldg. Mellon Square—281-4242  
E. K. YAEGER, Assistant Traffic Manager
- PORTLAND, ORE.** 97204—417 Pacific Bldg. 520 S. W. Yamhill St.—223-6104  
W. M. KIRKPATRICK, Traffic Manager
- PROVO, UTAH** 84601—Rio Grande Freight Depot 6th South and 3rd West—373-6900  
S. D. BURNSIDE, General Agent
- PUEBLO, COLO.** 81003—Room 12, Union Depot—542-2374  
H. E. CASH, Assistant Traffic Manager
- RENO, NEV.** 89505—P. O. Box 2451—322-1373  
A. F. HOLMAN, General Agent
- SACRAMENTO, CALIF.** 95821—39 Centre Office Bldg.—3382 El Camino Ave.—483-7383  
R. E. PORT, General Agent
- ST. LOUIS, MO.** 63103—1226 Olive St., Room 412—GARFIELD 1-3670  
H. N. WEISENSTEIN, Traffic Manager  
J. M. SINCLAIR, General Agent
- SALT LAKE CITY, UTAH** 84111—Hotel Utah South Temple & Main—322-5741  
C. PEARSON, Traffic Manager  
D. P. HEINER, General Agent, Passenger Dept.  
R. S. LAWRENCE, General Agent, Freight Dept.
- SAN FRANCISCO, CALIF.** 94105—291 Monadnock Bldg.—681 Market St.—421-2688  
J. K. SPEIGHT, Western Traffic Manager  
J. J. MARTIN, Traffic Manager  
R. G. DeGUIRE, District Passenger Agent
- SAN JOSE, CALIF.** 95125—Suite 211, San Jose Commercial Center—1261 Lincoln Ave.—293-6508  
F. D. LUCAS, General Agent
- SANTA ROSA, CALIF.** 95405—2714 Spring Creek Dr. P. O. Box 2025—542-7312  
J. McMILLEN, General Agent
- SEATTLE, WASH.** 98101—503 White-Henry-Stuart Bldg.—4th & University—MAin 3-8482  
R. A. HANSEN, General Agent
- STOCKTON, CALIF.** 95202—309 Wells Fargo Bank Bldg.—22 North San Joaquin St.—465-2072  
M. W. WELDON, General Agent
- WASHINGTON, D. C.** 20005—311 Madison Bldg., 1155 - 15th Street, N.W. 296-6326  
J. L. HENNING, General Agent

If you would like further information regarding our passenger services, or to receive future issues of this time table, please write to

**H. F. ENO, Passenger Traffic Manager, Denver & Rio Grande Western Railroad, Room 101 Rio Grande Bldg., 1531 Stout St., Denver, Colo. 80217**

- C. J. HARBEKE, Vice President—Traffic  
H. F. BURNAUGH, Assistant Vice-President—Traffic  
W. G. LUEBKE, Manager T.O.F.C. and Special Equipment  
C. R. LENNIG, General Traffic Manager  
G. F. FITZ-WILLIAM, General Freight Traffic Manager—Rates & Divisions  
J. D. KEY, Freight Traffic Manager—Sales & Service

Rio Grande Building  
1531 Stout Street  
Denver, Colorado

