

NOW—All-Room SLUMBERCOACHES on the
Vista-Dome NORTH COAST LIMITED

NORTHERN PACIFIC

PASSENGER TRAIN
SCHEDULES



Route of the *Vista-Dome*

NORTH COAST LIMITED




Stewardess-Nurse Service...

Exciting Traveller's Rest Buffet Lounge

Dome Sleepers • Dome Coaches

Slumbercoaches



Time Folder issued May 22, 1960

Time Folder issued May 22, 1960

Table of Contents . . .

Page		Page		Page
1	Baggage Information	1	Optional Routes on Tickets	1
23 to 26	Connections at Terminals	26, 27	Pullman Fares	23
5 to 7	Equipment of Trains	29	Rail-Auto Service	23
22, 30	Freight Schedules, Condensed	28, 29	Rail Fares	27
1	General Information	27	Slumbercoach Charges	2 to 4
15, 16	Map of Northern Pacific System	2 to 4	Station Index, with altitudes	13
31	Northern Pacific Representatives	13	Station Mail Boxes	8
				23
				1
				8 to 21
				5, 6
				11
				29

General Information for Travelers . . .

TIME ZONES. The Northern Pacific Railway operates in three time zones, Central, Mountain and Pacific. The points of change on the main line are at Mandan, N. Dak., and Paradise, Montana. Westbound travelers move their watches back one hour and when traveling east, ahead one hour at each of these points.

AIR-CONDITIONED CARS. All equipment regularly assigned to those trains so indicated in this folder, is air-conditioned and every effort is made to provide the cars as specified.

CHILDREN'S FARES. Children under five years of age, when accompanied by parent or guardian, will be carried free of charge. Children five years of age and under twelve years of age will be charged one-half of the adult fares. Children of five and under twelve years of age who are not mature enough to take care of themselves when traveling alone must not be ticketed unless accompanied by parent or guardian. Children twelve years of age and over will be charged the adult fare.

USE TICKETS WITHIN LIMIT. Passengers must reach destination not later than midnight of date punched in the margin of tickets, or indicated. One-way tickets will be honored for passage within 30 days in addition to date of sale.

HONORING OF TICKETS—Via Seattle. All tickets reading via Northern Pacific from Spokane, Wash., or points east to Tacoma, Wash., and points south thereof, will be honored via Seattle, Wash., without additional charge, upon application to Conductor.

Optional Routes. Tickets reading via Northern Pacific Railway from points in or east of Montana to Portland, Oregon, or to points beyond, will be honored at option of passengers via the Northern Pacific Railway to Pasco or Spokane, thence via Spokane, Portland & Seattle Railway to Portland and vice versa. **All Round-Trip Tickets** from or to the following territory reading via Northern Pacific Railway to Spokane or Pasco, thence via Spokane, Portland and Seattle Railway to Portland, or via Portland to points beyond or the reverse, will be honored at option of passengers via Northern Pacific Railway through Seattle or Tacoma.

(a) Tickets from or to points on the Northern Pacific Railway, Missoula, Montana, and East.

(b) Tickets routed via Billings, Mont., from, to or via Chicago, St. Louis, Memphis or New Orleans.

The above arrangements do not apply on tickets to or from points in British Columbia or Washington.

Tickets reading via S. P. & S. Ry. from Spokane, Wash., to Pasco, Wash., or beyond, or vice versa, will be honored at option of passengers via Northern Pacific Railway between Spokane and Pasco.

Tickets reading via Northern Pacific Railway, Great Northern Railway or Union Pacific Railroad to or from any point, Seattle to Portland, inclusive, will be honored on trains of any of these railways on the joint line.

Tickets reading via Northern Pacific Ry., Minneapolis, St. Paul & Sault Ste. Marie Ry. or Great Northern Ry. between St. Paul-Minneapolis and Duluth-Superior will be honored on the trains of any of these lines.

Tickets reading via Northern Pacific Railway will be honored on buses of Northern Pacific Transport Company.

ADJUSTMENT OF FARES. In cases of misunderstanding with conductors or agents, passengers should pay fare required, take receipt and communicate with E.W. Englund, Auditor Passenger and Station Accounts, Northern Pacific Ry., St. Paul 1, Minn.

REDEMPTION OF TICKETS. Wholly unused tickets will be redeemed by selling agent. Unused or partly used tickets will be redeemed under tariff regulations on application to E.W. Englund, Auditor Passenger and Station Accounts, St. Paul 1, Minn.

STOPOVERS. On one-way tickets, stopovers will be allowed at all stations on the Northern Pacific Ry. within 30 days from date of sale upon application to Conductor. On round-trip tickets, stopovers will be allowed within limit of ticket.

FEDERAL TAX. A 10% Federal tax on rail and Pullman tickets is not included in fares quoted in this folder.

TELEGRAPH SERVICE. Western Union messages accepted at all stations.

BAGGAGE INFORMATION—

Only A Limited Amount Of Checked Baggage will be carried on North Coast Limited Trains 25 and 26. When practical, baggage should be checked in advance to insure prompt delivery.

Mark Your Baggage. All baggage should show name and permanent address of owner. Hand baggage in Pullmans is restricted to what can be conveniently placed in berth or seat occupied by passenger.

Baggage Maximums. Ordinarily 150 lbs. is free allowance for each adult ticket. No single piece of baggage exceeding 300 pounds in weight or exceeding \$2500.00 in value will be checked. Free allowances are subject to tariff stipulation as to contents, weight, value and size.

Baggage Insurance. A charge of twenty-five cents only is made for each hundred dollars value declared above \$100 for baggage checked for each adult passenger and above \$50 for each child traveling on half fare ticket. The limit of baggage which may be insured on a single ticket is \$2500.

A new form of policy insuring your baggage and personal effects from the beginning to the end of a journey anywhere in the world, may be purchased at principal offices of the Northern Pacific Ry. The coverage is very liberal and the rates are low. Minimum Premium Twenty-five Cents.

Baggage Information—Handling of Remains, Trains 25-26:

Remains will be carried from Chicago only to the following points: Fargo, Billings, Butte, Missoula, Spokane, Pasco, Yakima, Seattle, Tacoma, Portland and other Pacific Coast destinations. No restrictions on Train No. 26 where scheduled to stop, except will not be handled to Winona Junction, LaCrosse, Prairie du Chien, East Dubuque, Savanna, or Aurora.

Limited Liability. Excess value of baggage must be declared and paid for at time of checking.

Liability for loss of baggage handled by Red Caps is limited to \$25.00 per bag or parcel unless greater value is declared in writing at the time of service and the charge of 10c per \$100 paid. No responsibility will be accepted for baggage handled by Red Caps of value in excess of \$500.00.

Bicycles (not motorcycles), baby carriages, dogs and guns are carried in baggage cars subject to tariff regulations.

LOST ARTICLES should be inquired for from the Manager, Baggage and Express Traffic, Northern Pacific Railway, St. Paul 1, Minn. No responsibility is assumed for unchecked articles left in stations or cars.

NOTE—This folder has been compiled with care, but may contain errors. Furthermore, it is sometimes necessary to change schedules without notice, trains shown are sometimes unavoidably delayed and connections missed. We hope none of our patrons will be inconvenienced by any of these causes, but the Railway Company will not be liable therefor.

INDEX TO STATIONS

Main table listing station names, table numbers, and altitudes across multiple columns.

Station is located on line indicated by the table number, but not shown in the table in the folder. *No passenger service—Line not shown in this folder. #No freight service. ©Freight service only.

INDEX TO STATIONS—Continued

Table with 4 columns: Station Name, Table No., Altitude, Station Name, Table No., Altitude, Station Name, Table No., Altitude. Includes entries like Staples, Minn., Starbuck, Minn., etc.

‡Station is located on line indicated by the table number but not shown in the table of the folder.
④Freight service only.
§No passenger service—Line not shown in this folder.

"Famously Good" FOOD
Below are shown some typical table d'hotel meals served in Dining Cars on the North Coast Limited and The Mainstreeter. In addition, there is a wide variety of a la carte dishes, popularly priced.

CLUB BREAKFASTS—\$1.55 to \$2.20
Example of \$1.90 Breakfast
Choice of One Chilled Fruit Juice or Dry or Cooked Cereal with Cream
Choice of one { French Toast with Bacon, Chopped Bacon and Scrambled Eggs, Omelet with Fresh Mushrooms }
Hot Muffins Peach Preserves Toast
Coffee Tea Postum Milk

LUNCHEON—\$2.60
Chicken Broth with Barley or Chilled Tomato Juice
Fresh Fish in Season
Ground Sirloin of Beef, Fresh Mushrooms
Assorted Cold Meats, Potato Salad
Potatoes, Persillade Stringless Green Beans
Vegetable Salad
Garlic Dressing
Green Apple Pie Assorted Breads Lady Baltimore Cake
Coffee Tea Milk

PLATE LUNCHEON—\$2.20
Braised Short Ribs of Beef or Fresh Fish in Season
Choice of Two { Browned Potatoes, String Beans, Vegetable Salad }
Assorted Breads Green Apple Pie
Coffee Tea Milk

SALAD SUGGESTION—\$1.70
Fresh Fruit Plate, Honey Dressing
Cinnamon Toast, Hol-Ry
Lady Baltimore Cake
Coffee Tea Milk

DINNER
Table d'Hotel
Cream of Mushroom Soup or Chilled Grapefruit Juice
Green Olives Radishes Burr Gherkins
Fresh Fish in Season \$3.10
Roast Domestic Duck, Peanut Dressing \$3.40
Breaded Veal Cutlet, Paprika Sauce \$2.95
N.P. Big Baked Potato Whipped Squash
Pineapple and Cottage Cheese Salad
French Dressing
Dinner Roll, Butter

Blueberry Pie French Vanilla Ice Cream
Roquefort Cheese, Hol-Ry
Coffee Tea Milk
BROILED CHOICE SIRLOIN STEAK,
FRESH MUSHROOMS WITH ABOVE DINNER—\$5.00

PLATE DINNER—\$2.20
Polish Sausage with Sauerkraut or Fresh Fish in Season
Choice of Two { Steamed New Potato, Whipped Squash, Cottage Cheese with Chives }
Dinner Roll Blueberry Pie
Coffee Tea Milk

SPECIAL MENUS FOR CHILDREN
Club Breakfasts, 85c to \$1.05
Club Luncheons, 85c to \$1.05; Club Dinners, 90c to \$1.10
Also a variety of Special a la carte items

PASSENGER REPRESENTATIVES and station agents along the Northern Pacific, as well as traffic offices located in most principal cities, (see back cover) are at your service to help plan your trip. Call on them for information, tickets and reservations.

The Vista-Dome NORTH COAST LIMITED—

SCHEDULE

No. 25—Daily—West Example of Daily Service		Miles	Completely Air-Conditioned, Wire-Recorded Music, Controlled Radio Reception, Stewardess-Nurse Service	No. 26—Daily—East Example of Daily Service	
Central Time					
Sunday	12 10 pm	0	Lv..CHICAGO (C. B. & Q.)..Ar.	1 45 pm	Tuesday
"	6 55 pm	427	Ar.....ST.PAUL.....Lv.	7 00 am	"
"	7 15 pm	0	Lv..ST. PAUL, via N. P. Ry..Ar.	6 40 am	"
"	7 40 pm	11	Ar.....MINNEAPOLIS.....Lv.	6 15 am	"
"	7 45 pm	11	Lv.....MINNEAPOLIS.....Ar.	6 10 am	"
"	6 05 pm	0	Lv.....DULUTH.....Ar.	7 05 am	Tuesday
"	6 16 pm	4	Lv.....SUPERIOR.....Ar.	6 50 am	"
Mountain Time					
Sunday	11 50 pm	252	Ar..... Fargo.....Ar.	1 42 am	Tuesday
Monday	1 26 am	344	Ar..... Jamestown.....Lv.	12 07 am	"
"	3 10 am	446	Ar..... Bismarck.....Lv.	10 20 pm	Monday
"	2 25 am	451	Ar..... Mandan.....Ar.	9 04 pm	"
"	4 12 am	552	Ar..... Dickinson.....Lv.	7 19 pm	"
"	6 02 am	657	Ar..... Glendive.....Lv.	5 19 pm	"
"	7 30 am	736	Ar..... Miles City.....Lv.	3 48 pm	"
"	8 29 am	781	Ar..... Forsyth.....Lv.	2 59 pm	"
"	10 18 am	883	Ar..... Billings.....Lv.	1 13 pm	"
Monday	12 23 pm	999	Ar..... Livingston.....Lv.	11 06 am	Monday
"	a12 40 pm	Lv..... Livingston.....Ar.	a 9 00 pm	"
Yellowstone Park					
"	a 2 30 pm	Ar..... Gardiner.....Lv.	a 7 30 pm	"
Monday	1 19 pm	1023	Ar..... Bozeman.....Lv.	10 11 am	Monday
"	3 20 pm	1121	Ar..... Helena.....Lv.	7 40 am	"
"	3 44 pm	1118	Ar..... Butte.....Lv.	7 45 am	"
"	6 03 pm	1238	Ar..... Missoula.....Lv.	5 18 am	"
Pacific Time					
"	10 30 pm	1496	Ar..... Spokane.....Lv.	10 45 pm	Sunday
Tuesday	1 18 am	1642	Ar...Pasco via N. P. Ry...Lv.	7 50 pm	"
"	3 22 am	1731	Ar..... YAKIMA.....Lv.	5 50 pm	"
"	4 18 am	1768	Ar..... ELLENSBURG.....Lv.	4 45 pm	"
"	7 30 am	1892	Ar. SEATTLE (King St. Sta.) Lv.	1 30 pm	"
"	b 7 35 am	1889	Ar..... TACOMA.....Lv.	b 1 15 pm	Sunday
Spokane-Portland					
Monday	10 38 pm	0	Lv.. Spokane (N. P. Ry.)..Ar.	10 38 pm	Sunday
Tuesday	2 40 am	146	Lv.. Pasco (S. P. & S. Ry.)..Ar.	7 05 pm	"
"	7 00 am	379	Ar..... Portland.....Lv.	3 00 pm	"
via S. P. & S. Ry.					

California Via Puget Sound

458 Daily		408 Daily		Pacific Time		401 Daily		457 Daily	
Tu.	5 00	Tu.	12 30	Lv..... Seattle.....Ar.	6 00	Su.	1 15	Su.	
Tu.	6 02	Tu.	1 26	Lv..... Tacoma.....Ar.	4 15	Su.	12 10	Su.	
Tu.	9 15	Tu.	4 30	Ar..... Portland.....Lv.	11 45	Sa.	9 00	Su.	

19 Daily		11 Daily		9 Daily		Southern Pacific		20 Daily		10 Daily		12 Daily	
Tu.	11 00	Tu.	4 45	Tu.	7 45	Lv....Portland...Ar.	7 10	Sa.	11 25	Su.	8 15	Su.	
We.	6 45	We.	8 20	Tu.	10 40	Ar.Oakland 16th St.Lv.	10 35	Fri.	7 50	Su.	4 30	Sa.	
We.	7 15	We.	9 00	Tu.	11 20	Ar..San Francisco..Lv.	10 00	Fri.	7 10	Su.	3 50	Sa.	
Th.	10 20	We.	7 15	We.	10 20	Ar..Los Angeles..Lv.	5 40	Fri.	6 20	Sa.	5 40	Sa.	

a—During Park Season, June 22 to Sept. 3 b—Connection is bus operated.



NOW . . .

Economy-minded travelers may purchase private room sleeping accommodations on COACH tickets in

SLUMBERCOACHES on the Vista-Dome

NORTH COAST LIMITED

EQUIPMENT

TRAIN No. 25 (Westbound) (Operates via Butte)

Observation Lounge Sleeping Car—

Chicago to Seattle, 4 Double Bedrooms, 1 Compartment, Lounge-Buffer, Radio. (Car 259.)

Pullman Standard Sleeping Cars—

Chicago to Portland, 8 Duplex Roomettes, 1 Compartment, 3 Double Bedrooms, 6 Roomettes. (Car 257.)

Chicago to Seattle, Vista-Dome, 4 Double Bedrooms, 4 Duplex Single Rooms, 4 Roomettes. (Car 256.)

Chicago to Seattle, 6 Roomettes, 4 Double Bedrooms, 8 Duplex Roomettes. (Car 255.)

Chicago to Billings, Vista-Dome, 4 Double Bedrooms, 4 Duplex Single Rooms, 4 Roomettes. (Car 258.)

ALL-ROOM SLUMBERCOACH—Chicago to Seattle, 24 Single Rooms, 8 Double Rooms—may be purchased on COACH ticket. Car SC 25.

Dining Car—

Chicago to Seattle. Pasco to Portland, via S. P. & S. (For meal prices and sample menus, see Page 4.)

Vista-Dome Reclining Chair Coaches (Leg rests).

Chicago to Portland. (Car C-252.)

(Via S. P. & S. Ry. Pasco to Portland.)

Chicago to Seattle. (Car C-250.)

Seats in Dome sections are not reserved. All other coach seats are reserved, at no additional cost. Advance reservation necessary.

Reclining Chair Coaches—(Leg rests)

Chicago to Seattle. (Car C-251.)

Chicago to Portland. (Car C-253.)

Pasco to Portland, 60 Seat (To and from Spokane) (Via S. P. & S. train No. 1 Pasco to Portland.)

Lewis & Clark Traveller's Rest Buffet-Lounge—

Chicago to Seattle. Featuring select and a la carte meals, snacks and beverages.

TRAIN No. 26 (Eastbound) (Operates via Butte)

Observation Lounge Sleeping Car—

Seattle to Chicago, 4 Double Bedrooms, 1 Compartment, Lounge-Buffer, Radio. (Car 269.)

Pullman Standard Sleeping Cars—

Portland to Chicago, 8 Duplex Roomettes, 1 Compartment, 3 Double Bedrooms, 6 Roomettes. (Car 267.)

Seattle to Chicago, Vista-Dome, 4 Double Bedrooms, 4 Duplex Single Rooms, 4 Roomettes. (Car 266.)

Seattle to Chicago. 6 Roomettes, 4 Double Bedrooms, 8 Duplex Roomettes. (Car 265.)

Billings to Chicago, Vista-Dome, 4 Double Bedrooms, 4 Duplex Single Rooms, 4 Roomettes. (Car 268.)

ALL-ROOM SLUMBERCOACH—Seattle to Chicago—24 Single Rooms, 8 Double Rooms— may be purchased on COACH ticket. Car SC 26.

Dining Car—

Seattle to Chicago. Portland to Pasco, via S. P. & S. (For meal prices and sample menus, see Page 4.)

Vista-Dome Reclining Chair Coaches (Leg rests).

Portland to Chicago. (Car C-262.)

Seattle to Chicago. (Car C-260.)

Seats in Dome sections are not reserved. All other coach seats are reserved at no additional cost. Advance reservation necessary.

Reclining Chair Coaches—(Leg rests).

Seattle to Chicago. (Car C-261.)

Portland to Chicago. (Car C-263.)

Portland to Pasco, 60 Seat (To and from Spokane) (Via S. P. & S. No. 2.)

Lewis & Clark Traveller's Rest Buffet-Lounge—

Seattle to Chicago. Featuring select and a la carte meals, snacks and beverages.

The Mainstreeter—Transcontinental Schedules and Equipment

SCHEDULE

No. 1 Daily—West Example of Daily Service		Miles		Miles	No. 2 Daily—East Example of Daily Service	
Su.	10 30 PM	0	Lv CHICAGO (C B. & Q.)	Central Time Ar	8 15 AM	Wd.
Mo.	8 40 AM	427	Lv ST. PAUL, via N. P. Ry.	" Ar	10 23 PM	Tu.
"	9 15 AM	11	Lv MINNEAPOLIS	" Ar	9 52 "	"
"	7 45 AM	0	Lv DULUTH	" Ar	10 40 PM	Tu.
"	11 51 AM	141	Lv Staples	" Ar	7 08 PM	Tu.
"	2 20 PM	252	Ar Fargo	" Ar	4 15 "	"
"	4 15 "	344	Ar Jamestown	" Lv	2 35 "	"
"	6 06 "	446	Ar Bismarck	" Lv	12 50 "	"
"	5 31 "	451	Ar Mandan	Mountain Time Ar	11 35 AM	"
"	8 46 "	552	Ar Dickinson	" Ar	8 45 "	"
"	11 44 "	657	Ar Glendive	" Lv	6 02 "	"
Tu.	1 45 AM	736	Ar Miles City	" Lv	4 12 "	"
"	2 42 "	781	Ar Forsyth	" Lv	3 10 "	"
"	4 51 "	883	Ar Billings	" Lv	1 11 AM	"
Tu.	a 9 15 AM	942	Ar Red Lodge	" Lv	a 4 45 PM	Mo.
Tu.	7 35 AM	999	Ar Livingston	" Lv	8 95	Mo.
Tu.	a 9 25 AM	1053	Ar Gardiner (Yell. Park)	" Lv	a 7 30 PM	Mo.
Tu.	11 30 AM	1121	Ar Helena	" Lv	6 50 PM	Mo.
Tu.	11 25 AM	1118	Ar Butte	" Lv	6 20 PM	Mo.
Tu.	3 24 PM	1238	Ar Missoula	" Lv	3 10 PM	Mo.
"	6 50 "	1428	Ar Sandpoint	Pacific Time Lv	9 43 AM	"
"	8 22 "	1496	Ar Spokane	" Lv	8 23 AM	Mo.
"	8 47 "	1496	Lv Spokane	" Ar	8 03 "	Mo.
Wd.	6 00 AM	1876	Ar PORTLAND, via S.P. & S.Ry.	" Lv	0	9 45 PM
Tu.	11 47 PM	1642	Ar PASCO, via N. P. Ry.	" Lv	250	5 00 AM
Wd.	2 10 AM	1731	Ar YAKIMA	" Lv	161	2 40 "
"	3 22 "	1768	Ar ELLENSBURG	" Lv	124	1 18 "
"	7 15 "	1892	Ar SEATTLE	" Lv	0	9 50 PM
"	a 7 05 "	1889	Ar TACOMA	" Lv	0	a 9 15 "

PUGET SOUND—MISSISSIPPI VALLEY

29-1 Example of Daily Service	43-1 Example of Daily Service	Via C. B. & Q. R. R. N. P. Ry. Central Time	2-42-20 Example of Daily Service	26-30 Example of Daily Service
.....	Sun.	5 00 PM	Lv Kansas City	Ar 12 15 PM Wed.
.....	Sun.	10 20 PM	Lv Omaha	Ar 7 50 AM Wed.
.....	Mon.	12 25 AM	Lv Lincoln	Ar 6 10 AM Wed.
.....	Mon.	7 30 PM	Ar Billings	Lv 10 30 AM Tues.
Sun.	9 40 PM	Lv Denver	Ar 7 35 AM Tues.
Mon.	2 03 AM	Lv Cheyenne	Ar 4 01 AM Tues.
Mon.	8 00 AM	Lv Casper	Ar 10 10 PM Mon.
Mon.	5 20 PM	Ar Billings	Lv 1 30 PM Mon.
Tues.	5 16 AM	Tues. 5 16 AM	Lv Billings	Ar 12 46 AM Tues.
Tues.	7 35 AM	Tues. 7 35 AM	Ar Livingston	Lv 10 35 PM Mon.
Tues.	11 30 AM	Tues. 11 30 AM	Ar Helena	Lv 6 50 PM Mon.
Tues.	11 25 AM	Tues. 11 25 AM	Ar Butte	Lv 6 20 PM Mon.
Tues.	8 22 PM	Tues. 8 22 PM	Ar Spokane	Lv 8 23 AM Mon.
Wed.	6 00 AM	Wed. 6 00 AM	Ar Portland (S.P.S.)	Lv 9 45 PM Sun.
Wed.	7 15 AM	Wed. 7 15 AM	Ar Seattle	Lv 9 50 PM Sun.
Wed.	a 7 05 AM	Wed. a 7 05 AM	Ar Tacoma	Lv a 9 15 PM Sun.

YELLOWSTONE PARK SERVICE FROM CHICAGO

Mainstreeter Example of Daily Trains		During Park Season	Mainstreeter Example of Daily Trains	
.....	Su.	10 30pm	Lv CHICAGO	Central Time Ar
.....	Mo.	8 40am	Lv ST. PAUL	Central Time Ar
.....	Mo.	9 15am	Lv MINNEAPOLIS	Central Time Ar
.....	Tu.	4 51am	Ar BILLINGS	Lv 1 11am
.....	Tu.	a 9 15am	Ar RED LODGE	Lv a 4 45pm
.....	Tu.	a 5 00pm	Ar CODY	Lv a 4 15pm
.....	Tu.	7 35am	Ar LIVINGSTON	Lv 10 35pm
.....	Tu.	a 7 50am	Lv LIVINGSTON	Ar a 9 00pm
.....	Tu.	a 9 25am	Ar GARDINER (Yellowstone Park)	Lv a 7 30pm

YELLOWSTONE SERVICE FROM PACIFIC COAST

No. 2 Example of Daily Trains		During Park Season	No. 1 Example of Daily Trains	
.....	Su.	9 50pm	Lv SEATTLE	Ar 7 15am
.....	Su.	9 30pm	Lv TACOMA	Ar 7 05am
.....	Su.	9 45pm	Lv PORTLAND (Via S. P. & S.)	Ar 6 00am
.....	Mo.	8 23am	Lv SPOKANE	Ar 8 22pm
.....	Mo.	6 20pm	Ar BUTTE	Lv 11 35am
.....	Mo.	6 50pm	Ar HELENA	Lv 11 45am
.....	Mo.	10 15pm	Ar LIVINGSTON	Lv 7 55am
.....	Tu.	a 9 25am	Ar GARDINER (Yellowstone Park)	Lv a 7 30pm

EQUIPMENT

TRAIN No. 1 (Westbound) (Operates via Helena)

Pullman Standard Sleeping Cars—

Chicago to Seattle, 8 Duplex Roomettes, 1 Compartment, 3 Double Bedrooms, 6 Roomettes. (Car 105.)

St. Paul to Seattle, 8 Duplex Roomettes, 1 Compartment, 3 Double Bedrooms, 6 Roomettes. (Car 106.)

Spokane to Portland, Sleeper, Lounge-Buffer. (Car 30.) (Via S. P. & S. Ry.) At Spokane through passengers make station to station taxicab transfer.

Dining Car—

St. Paul to Pasco.

(For detail of meal prices and sample menus, see Page 4.)

Holiday Lounge—Luxurious new Lounge Car.

St. Paul to Seattle.

Reclining Chair Coaches—

Chicago to Seattle.

St. Paul to Winnipeg (No. 13 from Manitoba Junction).

St. Paul to Portland (via S. P. & S. Ry. Pasco to Portland).

St. Paul to Seattle.

TRAIN No. 2 (Eastbound) (Operates via Helena)

Pullman Standard Sleeping Cars—

Seattle to Chicago. (Car 205.) 8 Duplex Roomettes, 1 Compartment, 3 Double Bedrooms, 6 Roomettes.

Seattle to St. Paul, 8 Duplex Roomettes, 1 Compartment, 3 Double Bedrooms, 6 Roomettes. (Car 206.)

Portland to Spokane, Sleeper, Lounge-Buffer. (Car 40.) (Via S. P. & S. Ry.) At Spokane through passengers make station to station taxicab transfer.

Dining Car—

Pasco to St. Paul.

(For detail of meal prices and sample menus, see Page 4.)

Holiday Lounge—Luxurious new Lounge Car.

Seattle to St. Paul.

Reclining Chair Coaches—

Seattle to Chicago.

Winnipeg to St. Paul. (On No. 14 to Manitoba Junction.)

Portland to St. Paul. (Via S. P. & S. Ry. Portland to Pasco.)

Seattle to St. Paul.

TRAINS Nos. 42-43 (via C. B. & Q.)

Pullman Standard Sleeping Cars—

Billings and Omaha, 8 Sections, 5 Double Bedrooms (420 eastbound, 430 westbound).

Dining Car—Dinner—southbound.

Breakfast and lunch—northbound.

Reclining Chair Coach—Between Billings-Lincoln-Kansas City.

Nos. 29 and 30 (via C. B. & Q.)

Pullman Standard Sleeping Car—

Between Greybull and Denver, Sections, Bedrooms, Drawing Room (SB Car, 305; NB Car 291).

Reclining Chair Coach—

Between Billings and Denver.

a—Connection is bus operated.

†Daily, except Sunday.

All Regularly Assigned Cars Are Air-Conditioned.

Time from 12:01 midnight to 12:00 noon shown in light face type; time from 12:01 noon to 12:00 midnight shown in heavy face type.

Equipment of Principal Local Trains

WEST BOUND

TRAIN No. 3

No. 3—From St. Paul to Mandan—Daily except Saturday—(See Tables No. 1 and 2)

Reclining Seat Coach:—
St. Paul-Minneapolis to Mandan.

No. 11—From St. Paul to International Falls—
Daily (See Table 12)

Reclining Seat Coach:—St. Paul-Minneapolis, Brainerd and International Falls.

No. 1-13—St. Paul to Winnipeg (See Table 13)

Reclining Seat Coach:—
St. Paul to Winnipeg (on No. 1 to Manitoba Jct.; No. 13 to Winnipeg).

Dining Car:—St. Paul to Manitoba Jct. (No. 1); Box meals available at Grafton (No. 13).

No. 55—Rail Diesel Car—Daily (See Table 11)

New Stainless Steel, Lightweight Reclining Seat Coach:—(Foot rests).
Duluth to Staples.

No. 57—Rail Diesel Car—Daily (See Table 11)

New Stainless Steel, Lightweight Coach:—Duluth to Staples.

Soo 62—Daily (See Table 10)

Reclining Seat Coaches:—Minneapolis-St. Paul to Superior-Duluth.

G. N. No. 20—Daily (See Table 10)

Parlor-Lounge Car, Reclining Seat Coaches:—
St. Paul-Minneapolis to Superior-Duluth.

G. N. No. 24—Daily (See Table 10)

Reclining Seat Coaches:—
St. Paul-Minneapolis to Superior-Duluth.

N. P. 66—Daily (See Table 10)

Reclining Seat Coaches:—Minneapolis-St. Paul to Superior-Duluth.

No. 311—Rail Diesel Car—Daily (See Table 33)

New Stainless Steel, Lightweight Coach:—Spokane to Lewiston.

No. 408—Seattle-Tacoma-Portland—Daily (See Table 6A)

Pullman Standard Sleeping Cars:—Seattle to San Francisco (from Portland on S. P. No. 11). Roomettes, Double Bedrooms, Drawing Rooms and Compartments (3 cars 113, 114, 115)

Parlor Bar Lounge Car (N. P.)—Seattle to Portland. (Railway owned) (4080).

Dining Car—Seattle to Portland.

Reclining Seat Coaches:—Seattle to Portland.

No. 458—Seattle-Tacoma-Portland—Daily (See Table 6A)

Parlor Car (Railway owned), Dining Car, Reclining Seat Coaches—Seattle to Portland.

No. 460—Seattle-Tacoma-Portland—Daily (See Table 6A)

Reclining Seat Coaches:—Seattle to Portland. Sandwiches and refreshments by train sales service.

All Regularly Assigned Cars are Air-Conditioned.

EAST BOUND

TRAIN No. 4

No. 4—From Mandan to St. Paul—Daily except Sunday—(See Tables No. 1 and 2)

Reclining Seat Coach:—Mandan to Minneapolis-St. Paul.

No. 12—From International Falls to Minneapolis-St. Paul—
Daily (See Table 12)

Reclining Seat Coach:—International Falls to Minneapolis-St. Paul.

No. 14-2—Winnipeg to St. Paul (See Table 13)

Reclining Seat Coach:—
Winnipeg to Minneapolis-St. Paul (on No. 14 to Manitoba Jct. thence No. 2)

Dining Car:—Manitoba Jct. to St. Paul (No. 2); Box meals available at Grafton (No. 14).

No. 56—Rail Diesel Car—Daily (See Table 11)

New Stainless Steel, Lightweight Reclining Seat Coach:—(Foot rests).
Staples to Duluth.

No. 58—Rail Diesel Car—Daily (See Table 11)

New Stainless Steel, Lightweight Coach:—Staples to Duluth.

Soo 63—Daily (See Table 10)

Reclining Seat Coaches:—Duluth to St. Paul-Minneapolis.

G. N. No. 19—Daily (See Table 10)

Parlor-Lounge Car, Reclining Seat Coaches:—
Duluth-Superior to Minneapolis-St. Paul.

G. N. No. 23—Daily (See Table 10)

Reclining Seat Coaches:—Duluth-Superior to Minneapolis-St. Paul.

N. P. 65—Daily (See Table 10)

Reclining Seat Coaches:—Duluth-Superior to St. Paul-Minneapolis.

No. 314—Rail Diesel Car—Daily (See Table 33)

New Stainless Steel, Lightweight Coach:—Lewiston to Spokane.

No. 401—Portland-Tacoma-Seattle—Daily (See Table 6A)

Reclining Seat Coaches:—Portland to Seattle.

No. 407—Portland-Tacoma-Seattle—Daily (See Table 6A)

Parlor Bar Lounge Car (N. P.)—Portland to Seattle. (Railway owned) (4070).

Dining Car—Portland to Seattle.

Reclining Seat Coaches:—Portland to Seattle.

No. 457—Portland-Tacoma-Seattle—Daily (See Table 6A)

Pullman Standard Sleeping Car:—San Francisco to Seattle (3 cars) (to Portland on S. P. No. 12). Roomettes, Double Bedrooms, Drawing Rooms and Compartments. (123, 124, 125.)

Parlor Car (Railway owned), Dining Car, Reclining Seat Coaches:—
Portland to Seattle.

All Regularly Assigned Cars are Air-Conditioned.

Trains not shown carry Coach Equipment only.



Main Street of the Northwest

Transcontinental Train Schedules

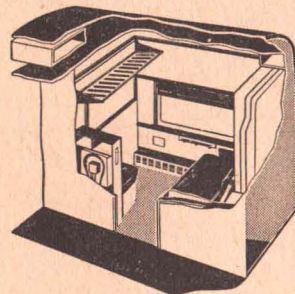


WEST—READ DOWN				Miles from St. Paul	MAIN LINE 2		EAST—READ UP			
141 Ex.Sun. AM	3 Daily Ex.Sun. AM	1 Daily PM	25 Daily AM		TABLE 2		26 Daily AM	2 Daily PM	4 Daily Ex.Sun. PM	142 Ex.Sun. PM
Central Time										
Lv Casselton Lv										
" Wheatland "										
" Buffalo "										
" Tower City "										
" Oriska "										
Ar Valley City 16 Lv										
Lv Valley City Ar										
" Berea "										
" Sanborn 16 "										
" Eckelson "										
" Urbana "										
" Spiritwood "										
" Bloom "										
Ar Jamestown 17, 18, 19. (R) Lv										
Lv Jamestown Ar										
JAMES RIVER										
" Eldridge "										
" Windsor "										
" Cleveland "										
" Medina "										
" Crystal Springs "										
" Ladoga "										
" Tappen "										
" Dawson "										
" Steele "										
" Driscoll "										
" Sterling "										
" McKenzie "										
" Burleigh "										
" Pierce "										
Ar Bismarck Lv										
Lv Bismarck Ar										
CAPITAL OF NORTH DAKOTA										
Ar Mandan 20, 21 (R) Lv										
Lv Mandan Ar										
THE MISSOURI RIVER										
Mountain time west (Westbound passengers should turn watch back one hour. Eastbound passengers turn watch ahead one hour.)										
Lv Mandan (R) Ar										
" Sunny "										
" Lyons "										
" Sweet Briar "										
" Judson "										
" New Salem "										
" North Almont "										
" Dengate "										
" Glen Ullin "										
" Eagle Nest "										
" Hebron "										
" Antelope "										
" Richardson "										
" (Assumption Abbey School) "										
" Taylor "										
" Boyle "										
" Gladstone "										
" Lehigh "										
Ar Dickinson Lv										
Lv Dickinson Ar										
" Eland "										
" South Heart "										
" Belfield "										
" Fryburg "										
" Sully Springs "										
" Medora "										
WHERE THEODORE ROOSEVELT RANCHED										
" Rider "										
" Demores "										
" Sentinel Butte "										
" Beach, N. D. 22 "										
" Yates "										
" Wibaux, Mont. "										
" Beaver Hill "										
" Hodges "										
" Iona "										
" Curry "										
Ar Glendive 23, 24. (R) Lv										

New Type ALL-ROOM PULLMANS

on the Vista-Dome NORTH COAST LIMITED

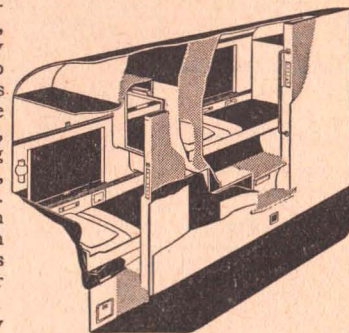
offer a wide variety of accommodations



THE ROOMETTE— Designed for single occupancy. Pre-made bed pulls out from the wall and is ready for rest, day or night. Toilet and folding wash stand are in one corner. There's a wardrobe locker and large mirror, temperature and air-conditioning controls in each room, and each is equipped with sliding door and zipper curtains for privacy, as desired.

Cut-away view shows Roomette for day occupancy.

THE DUPLEX ROOMETTE— Slightly smaller than the Roomette, with virtually all of its advantages. Lower Duplex Roomette is on level with car floor; the upper (welcome successor to the upper berth with no ladder to climb), is reached by only two steps up. Beds in both are pre-made, permitting private rest, day or night. Each room fitted with sliding doors and zipper curtains. Costs only 10% more than standard lower berth.



Cut-away view shows both Lower and Upper Duplex Roomettes, with beds pulled out, ready for sleeping.

Reference Notes

- f—Stops on flag.
 - a—Stops on flag to discharge revenue passengers from Fargo and east and to pick up revenue passengers for Billings and west where scheduled to stop.
 - b—Stops on flag to let off revenue passengers from Billings and west or to pick up revenue passengers for Fargo and east where scheduled to stop.
 - c—Stops on flag for passengers only.
 - d—Train No. 1 stops on flag to discharge passengers from Mandan and east, and to pick up revenue passengers destined west of Glendive.
 - e—Train No. 2 stops on flag at Belfield to discharge revenue passengers from west of Glendive and pick up revenue passengers for Mandan and east.
 - f—No. 2 stops on flag at Steele—stops Sundays.
- Numbers shown after stations refer to additional tables on which train service to and from that station can be found.
- Rail-Auto available at this point.
- (R) Station Restaurant.

Coach Seats Are Reserved on the Vista-Dome North Coast Limited.

Advance Reservations Necessary.

NOW— ALL-ROOM SLUMBER-COACHES on the Vista-Dome NORTH COAST LIMITED Chicago-Seattle

Trains of Northern Pacific are operated under Mountain Standard time between Mandan and North Dakota-Montana state line by direction of Interstate Commerce Commission.



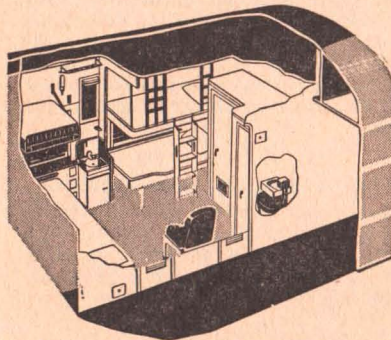
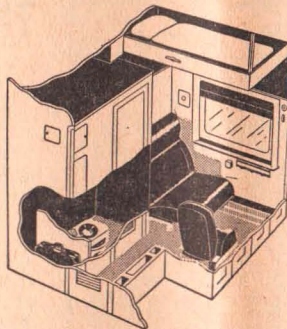
Northern Pacific Railway

Transcontinental Train Schedules



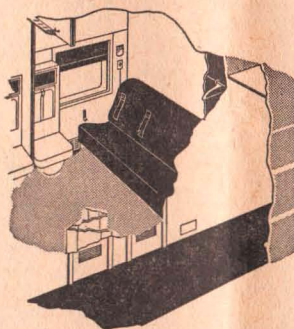
THE DOUBLE BEDROOM—An exceptionally convenient room for two adults. There are two beds, one above the other. Toilet facilities, baggage rack, closet, air-conditioning and temperature controls—everything you need is right in your room. Connecting double bedrooms may be had en suite.

Cut-away view shows Double Bedroom for day occupancy.



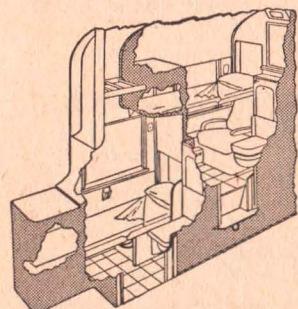
Cut-away view shows Compartment and Double Bedroom en suite with beds made up for night occupancy.

THE COMPARTMENT—A de luxe, roomy accommodation for two adults. Toilet and wash stand are enclosed. The room has large luggage space, enclosed wardrobe, temperature and air-conditioning controls. An easy chair and sofa provide comfortable daytime quarters. Full-length, pre-made bed pulls out from wall and an upper berth pulls down when desired. May be reserved en suite with double bedroom.



Cut-away view shows Duplex Single Room for day occupancy.

THE DUPLEX SINGLE ROOM—An ideal accommodation designed for single occupancy. The room has a long, comfortable lounge for daytime use which converts into a single bed at night; temperature and air-conditioning controls, complete toilet and lavatory facilities. There's a cloak wardrobe and baggage space. These rooms are available in the Vista-Dome sleeping cars and two adjoining rooms may be reserved en suite.



Cut-away view shows both Upper and Lower Slumbercoach Single Rooms made up for night occupancy.

SLUMBERCOACH ROOMS

now available on the North Coast Limited, provide privacy in both single and double rooms, for economy-minded travelers and may be purchased on *coach* tickets. All rooms have toilets and wash basins, luggage space, full length mirrors and heat controls. Single rooms have one bed and one seat; double rooms have two beds and two facing seats. For mother with baby, there's an unique *Slumbercrib* available at no extra cost—in single rooms only.

Slumbercoach is Another NP Exclusive in the Northwest

WEST—READ DOWN			MAIN LINE TABLE 3 Mountain Time		EAST—READ UP	
1 Daily PM	25 Daily AM	Miles from St. Paul			26 Daily PM	2 Daily AM
11 59	6 07	657	Lv. Glendive 23, 24	Ar	5 14	5 47
a 12 08	—	665	“ Colgate.....	“	—	a 5 36
a 12 17	—	672	“ Hoyt.....	“	—	a 5 28
12 25	—	677	“ Marsh.....	“	—	f 5 22
12 36	—	687	“ Fallon.....	“	—	a 5 11
12 50	—	697	“ Terry.....	“	—	a 5 00
—	—	701	“ Kamm.....	“	—	—
a 1 02	—	707	“ Blatchford.....	“	—	a 4 48
a 1 06	—	710	“ Benz.....	“	—	a 4 42
a 1 14	—	717	“ Shirley.....	“	—	a 4 34
a 1 25	—	727	“ Tusler.....	“	—	a 4 23
a 1 30	—	732	“ Murn.....	“	—	a 4 18
1 45	7 30	738	“ Miles City.....	“	3 48	a 4 12
a 1 53	—	741	“ Ulmer.....	“	—	a 3 57
a 2 00	—	748	“ Horton.....	“	—	a 3 50
a 2 10	—	758	“ Hathaway.....	“	—	a 3 40
a 2 18	—	762	“ Joppa.....	“	—	a 3 33
f 2 26	—	769	“ Rosebud.....	“	—	a 3 25
a 2 32	—	775	“ Flynn.....	“	—	a 3 18
2 42	8 29	781	Ar Forsyth.....	Lv	2 59	3 10
2 47	8 32	781	Lv Forsyth.....	Ar	2 56	3 05
b 2 56	—	787	“ Nichols.....	“	—	b 2 58
b 3 07	—	796	“ Finch.....	“	—	b 2 47
b 3 12	—	802	“ Sanders.....	“	—	b 2 41
b 3 19	—	809	“ Hysham.....	“	—	b 2 34
b 3 25	—	814	“ Myers.....	“	—	b 2 28
b 3 35	—	824	“ Big Horn.....	“	—	b 2 18
b 3 43	—	830	“ Custer.....	“	—	b 2 10
b 3 54	—	838	“ Waco.....	“	—	b 1 59
b 4 03	—	846	“ Bull Mountain.....	“	—	b 1 50
b 4 08	—	852	“ Pompey's Pillar.....	“	—	b 1 45
b 4 13	—	857	“ Newton.....	“	—	b 1 40
b 4 19	—	862	“ Worden.....	“	—	b 1 35
f 4 29	—	870	“ Huntley.....	“	—	f 1 25
b 4 39	—	879	“ East Billings.....	“	—	b 1 15
a 4 51	10 18	883	Ar Billings 26 27 (R) Lv	Lv	1 13	1 11
c 7 30	c 3 45	0	Lv Billings.....	Ar	10 00	7 30
c 9 15	c 5 30	59	Ar Red Lodge 26.....	Lv	8 30	6 00
e 10 25	x 1 30	0	Lv Billings.....	Ar	10 15	x 5 20
e 12 45	x 5 00	114	Ar Cody.....	Lv	7 45	x 12 15
5 18	10 25	883	Lv Billings.....	Ar	1 06	12 48
—	—	890	“ Yegen.....	“	—	—
—	—	895	“ Mossmain.....	“	—	—
5 37	—	898	“ Laurel 26, 27.....	“	—	12 24
—	—	902	“ Spurling.....	“	—	—
d 5 45	—	906	“ Park City.....	“	—	d 12 14
—	—	915	“ Rapids.....	“	—	—
6 03	—	923	“ Columbus.....	“	—	North Coast Limited 11 54
—	—	932	“ Craver.....	“	—	—
d 6 25	—	940	“ Reed Point.....	“	—	d 11 35
—	—	945	“ Quebec.....	“	—	—
d 6 40	—	953	“ Greycliff.....	“	—	d 11 21
6 55	—	964	“ Big Timber.....	“	—	11 08
—	—	974	“ Carney.....	“	—	—
d 7 12	—	979	“ Springdale.....	“	—	d 10 55
—	—	985	“ Elton.....	“	—	—
—	—	993	“ Mission.....	“	—	—
7 35	12 23	999	Ar Livingston 25 (R) Lv	Lv	11 06	10 35
7 50	12 40	0	Lv Livingston 25.....	Ar	10 55	9 00
9 25	2 30	54	Ar Gardiner 25.....	Lv	9 30	7 30
7 55	12 33	999	Lv Livingston 25.....	Ar	10 56	10 15
—	—	1010	“ Muir.....	“	—	—
—	—	1012	“ West End.....	“	—	—
8 52	1 19	1023	Ar Bozeman.....	Lv	10 11	9 24

Reference Notes

- a—Trains 1 and 2 will stop on flag to pick up or discharge passengers to and from Glendive and East and Forsyth and West.
 - b—Nos. 1 and 2 will stop at points west of Forsyth to pick up or let off passengers to and from points Forsyth and East and Billings and West.
 - c—Red Lodge connection is by bus.
 - d—Stops on flag to pick up or let off passengers only.
 - e—Cody connection is by bus.
 - f—Stops on flag. †Daily, except Sunday.
- Numbers shown after stations refer to additional tables on which train service to and from that station can be found.
- ☞ Rail-Auto available at this point.
- (R) Station Restaurant.
- x—CB&Q Train Billings-Deaver, Bus Deaver-Cody.
- z—During Park Season only.



Scenic Route Across America

Transcontinental Train Schedules



WEST—READ DOWN				Miles from St. Paul	MAIN LINE TABLE 4				EAST—READ UP			
1 Daily		25 Daily			Mountain Time				26 Daily		2 Daily	
AM	PM	AM	PM		Ar	Lv	Ar	Lv	AM	PM	AM	PM
	8 52		1 19	1023	Lv Bozeman	Ar		10 11			9 24	
	9 03	Bus		1033	" Belgrade	"			Bus	f	9 04	
	9 14	Daily		1042	" Manhattan	"			Daily	f	8 50	
	9 22	PM	1 49	1047	Ar Logan 29	Lv		9 39	AM	f	8 41	
N. P. Transport Bus From Logan 1:50 PM Stops on Flag at Three Forks.	9 32		1 50	1047	Lv Logan 29	Ar				9 15	8 36	
	9 42			1053	" Trident	"				f	8 25	
	9 53			1062	" Clarkston	"				f	8 06	
	10 03			1068	" Lombard	"				f	7 51	
	10 17	f		1073	" Brewer	"				f	7 37	
	10 38		2 40	1077	" Toston	"			8 20			
				1083	" Holker	"						
				1088	" Townsend	"						
				1096	" Clow	"						
				1101	" Winston	"						
				1105	" Placer	"						
				1110	" Louisville	"						
	11 16		3 10	1117	" East Helena	"		7 50			6 57	
	11 30		3 20	1121	Ar Helena 30	(R) Lv		7 40			6 50	
				1121	Lv Helena 30	Ar			g 7 35		6 35	
	11 45	g	3 25	1129	" Birdseye	"				f	6 10	
		f	12 10	1134	" Austin	"						
				1138	" Weed	"						
				1140	" Skyline	"						
					Mullan Tunnel and Continental Divide, Elevation 5,566 feet							
				1142	" Blossburg	"				f	5 46	
				1150	" Elliston	"			f	f	5 31	
				1155	" Gilbert	"						
				1159	" Avon	"			f	f	5 18	
				1185	" Bradley	"						
				1172	Ar Garrison	Lv		g 6 30			4 56	
Bus Daily										Bus Daily		
9 30			1 49	1047	Lv Logan	Ar		9 39			8 20	
9 45				1054	" Three Forks	"					8 05	
9 55				1060	" Willow Creek	"				f		
				1067	" Sappington	"						
				1079	" Cardwell	"						
10 35				1086	" Whitehall 28, 29	"					7 05	
				1108	" Homestake	"						
					Continental Divide, Elevation 6,356 feet—highest point enroute							
11 25			3 44	1118	Ar Butte 28, 29, 30	(R) Lv		7 45			6 20	
				1118	Lv Butte	Ar		7 40			6 10	
11 35			3 49	1125	" Silver Bow	"					5 50	
11 51				1133	" Durant	"						
				1137	" Stuart	"						
12 20				1144	" Warm Springs	"					5 20	
				1147	" Galen	"						
				1150	" Race Track	"						
				1151	" Dempsey	"						
12 55			4 34	1159	" Deer Lodge	"		b 6 44			5 00	
				1164	" Kohr	"						
1 15			4 50	1170	Ar Garrison	Lv		6 29			4 45	
				1170	Lv Garrison	Ar		6 29			4 41	
	1 50		4 50	1178	" Gold Creek	"				f	4 25	
	2 00			1190	" Drummond 30	"				f	4 09	
	2 19			1200	" Bearmouth	"				f	3 54	
	2 31			1208	" Nimrod	"						
				1211	" Willis	"						
				1214	" Bonita	"						
	2 57			1222	" Clinton	"				f	3 31	
	3 12			1232	" Bonner	"					3 19	
	3 24		6 03	1238	Ar Missoula 31, 32	Lv		5 18			3 10	

TRANSFER ARRANGEMENTS IN CHICAGO

Train-to-Train Luggage Transfer

North Coast Limited Pullman passengers changing trains at Chicago for points east may check their hand baggage with the Pullman porter on train entering Chicago, receive a claim check and have baggage delivered to their Pullman space on the following trains: N. Y. C. Twentieth Century Limited; Pennsylvania Broadway Limited, and General, and B. & O. Capitol Limited. The same transfer service is available from these trains to the North Coast Limited. Redcap fee is 75c per bag.

Train-to-Taxi Stand Luggage Transfer

Pullman passengers arriving Chicago on the North Coast Limited or The Mainstreeter may check their hand luggage with the Pullman porter for delivery to the Union Station taxi stand. Redcap fee for this service is 25¢ per bag.

Passenger Transfer

The Railroad Transfer Service operates transfer coach service at Chicago for accommodation of passengers arriving Union Station who desire to transfer to other railroad stations. In most cases transfer coupon is included in through tickets at no additional charge.

Luggage Transfer

Passengers holding through tickets may on arrival in Chicago deliver their hand baggage to Railroad Transfer Service's Agent and secure claim check. The baggage will be transferred to the parcel room of station from which departure will be made and will be available on presentation of the claim check, if they have not less than three hours between trains. On presentation of transfer coupon, the charge is only 20c for each piece including parcel room fee for the first 24 hours.

LUGGAGE TRANSFER AT OTHER TERMINALS

North Coast Limited and Mainstreeter Pullman passengers arriving at the following cities may check their hand luggage with Pullman porter for delivery to station taxi stands:

St. Paul	Billings	Seattle
Minneapolis	Spokane	Portland

This service is also available to Pullman and Parlor Car passengers arriving Portland (from S. P. & S. train No. 1 and Cars 257-258) and Seattle on train 407 from Portland.

Reference Notes

- b—Stops on flag at Deer Lodge for passengers Billings and East and Spokane and West.
- f—Stops on flag.
- g—Helena-Garrison Bus connects at Garrison with North Coast Limited. This bus operates from Northern Pacific Depot at time shown.
- Numbers shown after stations refer to additional tables on which train service to and from that station can be found.
- ☞ Rail-Auto available at this point. (R) Station Restaurant
- For altitudes at various points, see Index to Stations on pages 2, 3 and 4.

Coach Seats Are Reserved on the Vista-Dome North Coast Limited. Advance Reservations Necessary.



Main Street of the Northwest

Transcontinental Train Schedules



WEST—READ DOWN			Miles from St. Paul	MAIN LINE TABLE 6 (Pacific Time)		EAST—READ UP	
1 Daily AM	25 Daily AM			Lv	Ar	26 Daily PM	2 Daily AM
12 12	1 33	1642	Lv Pasco 7	Ar	7 35	4 35	
12 55	2 40	0	Lv Pasco via S. P. & S.	Ar	7 05	2 00	
5 30	6 35	222	Ar Vancouver	Lv	3 22	10 10	
6 00	7 00	232	Ar Portland (Table 7) (R)	Lv	3 00	9 45	
12 22	—	1644	" Kennewick 7	"	—	4 17	
—	—	1649	" Vista	"	—	—	
—	—	1658	" Badger	"	—	—	
—	—	1665	" Kiona	"	—	—	
—	—	1675	" Gibbon	"	—	—	
1 08	—	1681	" Prosser	"	—	3 30	
—	—	1687	" Byron	"	—	—	
f 1 19	—	1693	" Mabton	"	—	f 3 19	
—	North Coast Limited	1701	" Satus	"	North Coast Limited	—	
—	—	1707	" Alfalfa Mt. Adams, 12,307 ft.	"	—	—	
f 1 39	—	1712	" Toppenish	"	—	f 3 00	
f 1 46	—	1719	" Wapato	"	—	f 2 52	
—	—	1723	" Parker	"	—	—	
—	—	1727	" Union Gap	"	—	—	
INDIAN WARS 1855							
2 10	3 22	1731	Ar Yakima 300,000 ACRES IRRIGATED	Lv	5 50	2 40	
2 25	3 27	1731	Lv Yakima	Ar	5 45	2 25	
—	—	1735	" Selah	"	—	—	
—	—	1763	" Thrall	"	—	—	
3 22	4 22	1768	" Ellensburg	"	4 45	1 18	
KITITITAS VALLEY							
—	—	1775	" Thorp	"	—	—	
3 55	—	1792	" Cle Elum	"	—	12 41	
f 4 11	—	1805	" Easton	"	—	f 12 25	
a 4 31	—	1814	" Martin (TUNNEL Stampede... 2 MILES LONG)	"	—	a 12 07	
—	—	1817	" Stampede	"	—	—	
5 02	—	1827	" Lester	"	—	11 39	
Main Street	North Coast Limited	1829	" Hot Springs	"	North Coast Limited	Main Street	
z 5 12	—	1832	" Nagrom	"	—	x 11 26	
—	—	1834	" Maywood	"	—	—	
—	—	1838	" Humphrey	"	—	—	
—	—	1840	" Baldi	"	—	—	
—	—	1841	" Eagle Gorge	"	—	—	
a 5 38	—	1850	" Kanaskat	"	—	a 11 02	
—	—	1855	" Ravensdale	"	—	—	
RAINIER NAT. PARK							
6 20	6 50	1869	Ar East Auburn	Lv	2 05	10 30	
d 6 35	d 6 55	1869	Lv East Auburn	Ar	d 1 50	d 10 15	
—	—	1870	Ar Auburn	Lv	—	—	
—	—	1870	Lv Auburn 6a	Ar	—	—	
—	—	1875	" Dieringer	"	—	—	
d	—	1878	" Sumner	"	b	d 9 35	
d	—	1881	" Puyallup	"	b	d 9 30	
d 7 05	d 7 35	1889	Ar Tacoma	Lv	d 1 15	d 9 15	
6 35	6 55	1869	Lv East Auburn	Ar	1 59	10 19	
—	—	1870	Ar Auburn	Lv	—	—	
—	—	1870	Lv Auburn	Ar	—	—	
c 6 46	—	1875	" Kent	"	—	—	
7 15	7 30	1892	Ar Seattle (King St. Sta.) (R)	Lv	1 30	9 50	



Now—Save as you travel!

NEW LOW FAMILY FARES

on Northern Pacific trains

Here's how it works: On one-way travel, head of the family pays full one-way fare, other parent half fare. Children, 12 through 21, each pay half fare. Children, 5 through 11, pay one-quarter fare.

On round trip, head of the family pays regular round trip fare, other parent and children, 12 through 21, pay one-way fare for the round trip; children, 5 through 11, pay half of the one-way fare for round trip. Children under 5 are carried free.

Trip can start any Monday, Tuesday, Wednesday or Thursday. Where trip is on Northern Pacific only, going trip may begin any day of the week. Return when you please.

For full information, call or write your N.P. agent or address.

G. W. RODINE, Passenger Traffic Manager
Northern Pacific Railway St. Paul 1, Minn.

STATION MAIL BOXES for your Convenience

Listed below are the main line stations where U. S. mail (drop letter) boxes are conveniently located. Each passing mail train picks up mail from these boxes.

Stations starred (*) have separate boxes for east and westbound mail.

- | | | |
|---------------------|--------------------|-------------------|
| *Staples, Minn. | *Miles City, Mont. | Paradise, Mont. |
| * Fargo, N. D. | *Forsyth, Mont. | Spokane, Wash. |
| *Valley City, N. D. | *Billings, Mont. | *Pasco, Wash. |
| *Jamestown, N. D. | *Livingston, Mont. | Ellensburg, Wash. |
| *Bismarck, N. D. | *Bozeman, Mont. | Seattle, Wash. |
| *Mandan, N. D. | Butte, Mont. | Tacoma, Wash. |
| *Dickinson, N. D. | *Helena, Mont. | |
| *Glendive, Mont. | *Missoula, Mont. | |

GRANDVIEW-DONALD (YAKIMA VALLEY)

The following cities in Yakima Valley do **not** have rail passenger service but mileage from nearby main line NP stations is shown opposite each.

Mileage from Yakima		
50	North Prosser	2 miles from Prosser
44	Grandview	8 miles from Prosser
36	Sunnyside	8 miles from Mabton
31	Outlook	10 miles from Toppenish
27	Granger	6 miles from Toppenish
21	Zillah	4 miles from Toppenish
19	Buena	4 miles from Toppenish
13	Donald	2 miles from Wapato

Reference Notes

f Stops on flag.

n Train No. 6 stops on flag at Nagrom for revenue business only.

x Flag stop for revenue passengers—Sunday only.

z Flag stop for revenue passengers—Saturday only.

Ⓜ Rail-Auto available at this point.

(R) Station Restaurant.

Coach Seats Are Reserved on the Vista-Dome North Coast Limited. Advance Reservations Necessary.

For altitudes at various points, see Index to Stations on pages 2, 3 and 4.

* Daily.
Numbers shown after stations refer to additional tables on which train service to and from that station can be found.

a Stops on flag daily for revenue passengers.

b Northern Pacific Transport Co. bus connection leaves Tacoma 12 40 pm.

c Train No. 1 stops to let off passengers from Spokane and East; also from Walla Walla and East.

d Northern Pacific Transport Co. bus operated daily.

Puget Sound-Portland Line

SOUTH—READ DOWN SEATTLE-TACOMA-PORTLAND NORTH—READ UP

U. P. 458 Daily		N. P. 408 Daily		G. N. 460 Daily		Mls	TABLE 6A		U. P. 457 Daily		N. P. 407 Daily		G. N. 401 Daily	
PM	PM	AM	AM	PM	PM		AM	PM	PM	PM	AM	PM	PM	AM
5 00	12 30	8 05	0	Lv Seattle (King St. Sta.) 6...Ar	1 15	9 30	6 00							
cr 5 23		e 8 26	16	Union Station.....			5 20							
cr 5 29		e 8 32	22 Kent.....			5 07							
		e 8 40	29 Auburn.....			4 58							
cr 5 40		e 8 44	32 Dieringer.....			4 58							
		e 8 44	32 Summer.....			8 45							
5 57	1 22	8 57	40	Ar Puyallup (Puyallup River).....	12 15	8 33	4 45							
6 02	1 26	9 01	40	Ar Tacoma (Rainier Nt. Park) Lv	12 10	8 29	4 15							
				Lv Tacoma.....Ar										
			 Titlow.....										
			 Steilacoom.....										
				Ar..... Nisqually.....Lv										
				Ar..... St. Clair.....Lv										
6 47	2 08	9 43	75	Ar..... East Olympia.....Lv	11 25	7 44	f 3 16							
				Lv..... East Olympia.....Ar	y 11 10	z 7 35								
				Ar..... Olympia.....Lv	y 10 40	z 7 10								
				Lv..... Olympia.....Ar	y 11 45	z 8 15								
				Ar..... East Olympia.....Lv	y 11 20	z 7 50								
6 47	2 08	9 43	75	Lv..... East Olympia.....Ar	11 16	7 44	f 3 16							
				Ar..... Tenino.....Lv			f 3 06							
				Ar..... Bucoda.....Lv			f 2 56							
7 06	2 32	10 14	94	Ar..... Centralia (Coal Mines).....	11 00	7 21	2 45							
7 11	2 32	10 14	94	Lv..... Centralia.....	11 00	7 21	2 30							
7 18	2 39	10 21	98	Ar..... Chehalis (Chehalis River).....	10 50	7 11	2 19							
			 Napavine.....			f 2 06							
k 7 34		10 42	111 Winlock.....			h 6 56	1 56						
			 Vader.....			f 1 44							
		f 11 02	128	Ar..... Castle Rock.....Lv			1 32							
			 Ostrander.....										
8 04	3 24	11 14	137	Ar..... Kelso-Longview.....	10 05	6 29	1 17							
			 Carrolls.....			f 12 52							
		f 11 25	147	Ar..... Kalama (Kalama River).....			f 12 40							
			 Woodland.....			f 12 30							
			 Ridgefield.....										
			 Knapp.....										
			 Felida.....										
8 48	4 08	11 58	176	Ar..... Vancouver, Wash.....	9 21	5 49	12 11							
		f 12 02	178 No. Portland, Ore.....										
			 East St. Johns.....										
9 15	4 30	12 20	186	Ar..... Portland 5, 6, 7...Lv	9 00	5 30	11 45							
PM	PM	PM			AM	PM	PM							

Pullman tickets are not honored for space in Parlor Cars operated on trains 407 and 408 between Seattle-Tacoma-Portland.

Tickets reading Northern Pacific, Great Northern or Union Pacific Railways to any point on the joint line Seattle to Portland, inclusive, or on branch lines diverging therefrom, will be honored on any trains on the joint line.

Reference Notes.

- fStops on flag.
 - cStops on flag to receive revenue passengers for Vancouver, Wash., and beyond.
 - eStops to discharge passengers from points Spokane and East.
 - hStops on flag to receive revenue passengers for Tacoma and Seattle, and discharge revenue passengers from Vancouver, Wash., and beyond.
 - kStops on flag to receive revenue passengers for Vancouver and beyond and discharge revenue passengers from Tacoma and beyond.
 - nNo. 407 stops on flag to take on revenue passengers for points beyond Seattle and to discharge revenue passengers from Vancouver and beyond.
 - rTrains 458, 457 use Un. Pac. depot and trains 407, 408, 460 and 401 use N. P. - G. N. depot.
 - yAirline Stage to and from Union Pacific Station, Olympia. Rail tickets honored.
 - zAirline Stage to and from Northern Pacific Station, Olympia. Rail tickets honored.
- Numbers shown after stations refer to additional tables on which train service to and from that station can be found.

EQUIPMENT—SOUTHBOUND

- No. 408—Seattle-Tacoma-Portland—Daily—(Seattle King Street Station).
- Standard Sleeping Car—Seattle to San Francisco (from Portland on S. P. No. 11). Double Bedrooms, Roomettes, Drawing Rooms, Compartments. (3 cars.) (113, 114, 115.)
- Parlor-Bar Lounge Car—Seattle to Portland. (N. P.)—14 parlor chairs (Railway owned) (4080)
- Dining Car—Seattle to Portland.
- Reclining Seat Coaches—Seattle to Portland.
- No. 458—Seattle-Tacoma-Portland—Daily—(Seattle Union Station.)
- Parlor Car (Railway owned), Dining Car, Coaches—Seattle to Portland.
- No. 460—Seattle-Tacoma-Portland—Daily. (Seattle King Street Station).
- Reclining Seat Coaches—Seattle to Portland. Sandwiches and refreshments by train sales service.

All regularly assigned cars are air-conditioned.

EQUIPMENT—NORTHBOUND

- No. 401—Portland-Tacoma-Seattle—Daily—(Arrives Seattle, King Street Station).
- Reclining Seat Coaches—Portland to Seattle.
- No. 407—Portland-Tacoma-Seattle—Daily—(Arrives King Street Station).
- Parlor-Bar Lounge Car—Portland to Seattle—14 parlor chairs. (Railway owned) (4070).
- Dining Car—Portland to Seattle.
- Reclining Seat Coaches—Portland to Seattle.
- No. 457—Portland-Tacoma-Seattle—Daily—(Arrives Seattle Union Station).
- Standard Sleeping Cars—San Francisco to Seattle. (3 cars) (to Portland on S. P. No. 12). Double Bedrooms, Roomettes, Drawing Rooms, Compartments. (123, 124, 125.)
- Parlor Car (Railway owned), Dining Car, Reclining Seat Coaches—Portland to Seattle. (Air-Conditioned.)

All regularly assigned cars are air-conditioned.




FOR YOUR SUMMER VACATION

May We Suggest . . .

Yellowstone and Teton National Parks

**Pacific Northwest combined with
Rainier National Park
Canadian Rockies
California
Alaska . . . Hawaii**

Northern Pacific will be glad to supply full travel information and fares. There is no obligation. Just phone or call on your nearest NP travel office (listed on the back page of this folder), or write G. W. Rodine, Passenger Traffic Manager, Northern Pacific Railway, St. Paul 1, Minn.



The Lewis and Clark Traveller's Rest Buffet-Lounge car on the Vista-Dome North Coast Limited, is one of the most attractive and unusual cars on any American railroad.

NORTHERN PACIFIC RAILWAY



Main Street of the Northwest



Spokane-Portland—North Bank Line

SPOKANE, PORTLAND & SEATTLE RAILWAY

1 Daily		3 Daily		Miles	(Pacific Time)		4 Daily		2 Daily		EQUIPMENT
PM	AM	PM	AM		PM	AM	PM	AM	PM	AM	
TABLE 7											
Lv. Spokane (N. P. Station) Ar 8 03 (G. N. Station) 6 10 South Cheney B Amber B Rodna B Lamont. 4 56 Rockwell B A 56 Macall B Benge 4 25 Hooper B Washtucna 4 00 Sperry B Kahlotus 3 34 Farrington B Snake River A A 129 Redd. 2 56 Levey B A 135 Ar. Pasco Lv 2 30 Lv. Pasco Ar 2 00 Kennewick B Pinley B Yellept B Berrian B McNary B Plymouth B Paterson B Whitcomb B Alderdale B McCredie B Roosevelt B Sundale B Goodnoe B Cliffs B Maryhill B Wisfram Lv 11 53 Lv. Bend Ar 7 00 Ar. Wisfram Lv 11 00 Avery B Northdallas B Lv. Lyle Ar B Bingen-White Salmon d 11 17 Underwood B Hood B Cooks B Carson B Stevenson B 10 56 North Bonneville B Skamania B Prindle B Mount Pleasant B Washougal B Camas B Fisher B Vancouver, Wn. 10 04 No. Portland, Ore. B East St. Johns. B Ar. Portland Lv 9 45											
Streamliner 2 30 12 40 148 2 40 12 55 148 H 151 H 156 H 164 H 176 H 188 H 200 H 209 H 217 H 222 H 233 H 239 H 249 H 260 H 266 4 48 3 20 273 H 276 H 286 f 3 43 294 k 5 21 d 3 53 304 H 307 H 309 H 314 H 322 k 5 44 f 4 18 325 H 330 H 337 H 342 H 348 H 352 H 356 H 360 6 38 5 35 367 H 371 H 373 7 00 6 00 380											
Streamliner 7 20 3 00 7 05 3 00 7 20 3 00 7 05 3 00 5 00 3 00 4 29 3 00 4 08 3 00 3 19 3 00 3 00 3 00											

A—Train 3 will stop at any station between Spokane and Pasco to pick up revenue passengers for Vancouver and Portland, and to discharge passengers from points east of Spokane.
 d—Stops to receive or discharge revenue passengers to or from Pasco and east.
 f—Flag Stop.
 H—Stops to discharge revenue passengers from Spokane or east of Spokane.
 k—Stops to receive or discharge revenue passengers to and from east of Spokane provided advance arrangements are made through agent.

PROTECT YOUR LUGGAGE

Baggage carried and checked should bear a label or tag (inside and outside) with your name and post office address. This will help to promptly identify hand baggage aboard train, on station platform and in waiting rooms; also it will aid in locating checked baggage if check should become detached. Labels may be obtained from Northern Pacific agents at principal stations.

Checked Baggage may be insured against loss or damage for a small fee.

B—Upon arrangements made in advance with agents, No. 4 will stop at any station to receive passengers for east of Spokane, also stops at stations between Pasco and Spokane to discharge revenue passengers from Portland and Vancouver. Stops at Maryhill to discharge revenue passengers from Portland and Vancouver. Stops at Stevenson to discharge revenue passengers from Portland and Vancouver.
 †—Daily Ex. Sun.

Mississippi Valley—North Pacific Coast

KANSAS CITY—BILLINGS—SEATTLE Northern Pacific-Burlington Lines.

43-1 Daily		Miles	TABLE 8		2-42-20 Daily	
PM	AM		(Central Time)		PM	AM
TABLE 8						
C. B. & Q. R. Kansas City Ar 12 15 Leavenworth Ar 11 35 Atchison Ar 10 55 St. Joseph Ar 6 50 Lincoln Lv 6 20 Galesburg Ar 5 25 Burlington Ar 7 50 Omaha Ar 6 50 Lincoln Lv 6 10 Lincoln Lv 5 08 York Ar 4 46 Aurora Ar 4 30 Grand Island Ar 2 45 Ravenna, M.T. Ar 1 58 Broken Bow Ar 12 33 Seneca Ar 11 40 Hyannis Ar 10 10 Alliance Lv 9 45 Alliance Ar 8 50 Hemingford Ar 8 10 Crawford Ar 7 35 Ardmore Ar 7 25 Edgemont Lv 6 30 Edgemont Ar 2 10 Newcastle Ar 12 04 Sheridan Ar 11 43 Crow Agency Ar 10 48 Hardin Ar 10 30 Huntley Lv 7 45 Billings Ar 12 46 AM Ar Cody (Yellowstone Park) Lv 6 20 Billings Ar 3 10 Butte Ar 8 23 Missoula (M.T.) Ar 9 45 Spokane (P.T.) Ar 9 15 Portland (Via S. P. & S.) Ar 9 15 Tacoma Ar 9 50 Seattle Lv 9 50						
5 00 0 5 34 35 7 00 64 7 20 210 1 15 162 2 12 206 10 20 496 11 20 210 12 25 210 1 20 266 1 52 287 2 25 306 2 10 338 3 18 386 4 54 468 5 47 517 6 45 576 7 25 576 7 50 595 9 05 633 9 40 660 10 15 686 10 25 686 11 25 731 4 05 909 5 41 981 6 05 994 7 07 1039 7 30 1051 d 12 45 5 16 1051 11 25 1286 3 24 1406 8 22 1664 6 00 2043 7 05 2057 7 15 2060						

DENVER-CHEYENNE-CASPER-THERMOPOLIS-CODY-BILLINGS

Burlington-Northern Pacific

29-1 Daily		Mi.	TABLE 9		Mi.	26-30 Daily	
PM	AM		Mountain Time			PM	AM
TABLE 9							
Denver Ar 7 35 Boulder Ar 6 46 Longmont Ar 6 19 Rocky Mtn. Nat'l Park Ar 5 40 Loveland Ar 5 23 Ft. Collins Ar 5 01 Cheyenne, Wyo. Ar 4 28 Wendover Lv 4 28 Wendover Ar 4 28 Casper Ar 3 29 Thermopolis Ar 1 03 Kirby Ar 1 03 Greybull Ar 1 03 Deaver Ar 1 03 Deaver Ar 5 00 Powell Ar 4 15 Ar. Deaver Lv 3 30 (Gateway to Yellowstone) Deaver Ar 3 24 Frannie Ar 3 14 Laurel Ar 1 47 Billings Lv 1 30 12 15 592 12 55 598 1 25 655 2 58 592 3 14 598 4 55 655 d 10 15 620							
N. P. 1 Daily 5 16 11 35 3 29 8 27 6 00 7 15							

REFERENCE NOTES
 c—Continental Trailways Bus *Daily, †Daily, except Sunday. /Stops on flag.
 d—During Park Season. Rail-Auto available at this point.

Northern Pacific Lines in Minnesota



NINE OUT OF TEN FOREST FIRES CAN BE PREVENTED

Keep Our Forests Green!



CHECK YOUR EXTRA BAGGAGE!

One or two small handbags will hold sufficient articles for the average traveler. You can check extra luggage (up to 150 pounds) free by using our train baggage service. It will add greatly to the convenience and comfort of yourself and fellow passengers.

PROTECT YOUR FUNDS with Travelers' Cheques

For our many patrons who prefer to carry a protected form of funds on their trips, at many of our larger ticket offices, you may change the cash you had planned to carry with you into American Express Travelers' Cheques. The charge for each \$100 purchased is only \$1.00. Travelers' Cheques are issued in convenient denominations of \$10, \$20, \$50 and \$100. They are spendable everywhere, and if lost or stolen a prompt refund is made.

Reference Notes: *Daily. †Ex. Sun. ††Flag stop. ††Lunch.

Numbers shown after stations refer to additional tables on which train service to and from that station can be found.

Rail-Auto available at this point.

Tickets reading via N. P., G. N. or Soo Line between Minneapolis-St. Paul and Duluth-Superior will be honored on any one of the trains of the three lines.

Duluth-Superior Short Line. Automatic Block Signal Protected

Round Trip Fares between St. Paul - Minneapolis and Duluth - Superior
 { \$10.45 } { \$7.50 }
 { First Class } { Coach }
 on Sale Daily
 (Does not include 10% U. S. Federal Tax)

MINNEAPOLIS-ST. PAUL AND SUPERIOR-DULUTH

					TABLE 10									
					(Central Time)									
N. P.	G. N.	Soo	G. N.	Miles		G. N.	Soo	G. N.	N. P.		G. N.	Soo	G. N.	N. P.
66	20	62	24			23	63	19	65		Daily	Daily	Daily	Daily
Daily	Daily	Daily	Daily			Daily	Daily	Daily	Daily		AM	PM	PM	AM
PM	PM	AM	AM			AM	PM	PM	AM					
9 20	4 00		8 35	0	Lv Minneapolis (Hennepin Ave. Station) Ar	9 55		6 15	5 45					
		7 40		0	Lv Minneapolis (Milwaukee Road Station) Ar		7 15							
10 00	3 30	8 15	8 10	11	Lv St. Paul (Union Station) Ar	10 25	6 37	6 45	5 00					
f10 14				15	Gloster				f 4 39					
10 26				22	White Bear Lake 35				4 30					
f10 33				27	Hugo				4 13					
10 45				35	Forest Lake				3 59					
f11 01				40	Wyoming				3 49					
f11 07				44	Stacy				3 39					
11 19				52	North Branch				3 25					
f11 26				57	Harris				3 14					
f11 33				64	Rush City				3 02					
f11 38				69	Rock Creek				2 51					
11 47				74	Pine City				2 39					
f11 55				80	Beroun				2 29					
12 15				87	Hinckley				2 17					
f12 27				96	Groningen				f 1 51					
f12 31				100	Finlayson				1 45					
f12 36				105	Rutledge				1 35					
f12 42				109	Willow River				1 27					
f12 47				113	Sturgeon Lake				1 17					
1 01				119	Moose Lake				1 01					
1 11				124	Barnum				f12 27					
f 1 22				130	Mahtowa				f12 17					
				134	Atkinson									
1 50				141	Ar. Carlton 11									12 01
2 20				141	Lv. Carlton									11 40
f 2 27				146	Lv. Wrenshall									f11 34
2 46				161	Central Avenue									11 34
				11 39	Superior (Soo Line Station)			3 25	3 45	11 05				
3 10	6 30		11 50	165	Superior (Union Station)		6 55							
			11 50	169	West Duluth			3 10	3 30	10 45				
3 30	6 45		12 01	174	Ar. Duluth		6 40	3 00	3 30	10 45				
					Via Central Ave.									Via Central Ave.
				141	Lv. Carlton									11 40
				143	Thomson									
				157	West Duluth			3 10	3 25	3 45	11 05			
3 10	6 30		11 50	165	Ar. Superior		6 55							
			12 01	165	Ar. Duluth (Soo Line Station)			3 00						
				162	Ar. Duluth (Union Depot)		6 40							3 30




Like to ride a horse . . . like mountains . . . like to fish . . . like solitude . . . like outdoor activity . . . like to be lazy?

THEN A DUDE RANCH VACATION IS FOR YOU!

You can do just about as you like on a western ranch, be as active or as lazy as you please. Let NP help you select the ranch best suited. Offices are listed on back page of this folder, or write G. W. Rodine, Passenger Traffic Manager, Northern Pacific Railway, St. Paul 1, Minn.

See and Know Your America



Make your vacation or business trip complete. Attractive sight-seeing tours at all important tourist points.

See your local rail-road ticket agent for all information.

Northern Pacific Lines in Montana, Washington and Idaho

LOGAN-WHITEHALL AND ALDER NORTHERN PACIFIC TRANSPORT COMPANY

		TABLE 29 (Mountain Time)			
Bus Daily	Bus Ex. Sun.	Mis.	Bus Daily	Bus Ex. Sun.	
9 30	10 00	0	Lv. Logan	Ar. 8 20	5 30
9 45	10 15	7	Three Forks	8 05	5 15
9 55	f	13	Willow Creek	f	f
10 35	11 00	39	Ar. Whitehall	Lv. 7 05	4 40
Rail Tickets Honored.					
8 00	11 25	0	Lv. Butte	Ar. 6 20	5 30
Bus Ex. Sun.	11 05	33	Ar. Whitehall	Lv. 6 20	4 40
9 10	11 05	0	Lv. Whitehall	Ar. 4 40	f
9 30	11 55	16	Silver Star	f	1 00
9 55	12 10	19	Iron Rod	f	f
10 15	12 20	33	Twin Bridges	4 00	12 35
10 25	12 25	43	Sheridan	3 50	12 10
10 45	12 25	46	Laurin	3 40	11 50
	1 00	55	Alder	3 35	11 40
	1 30	69	Ar. Virginia City	Lv. 3 25	11 25
			Ar. Ennis	Lv. 2 55	f

BUTTE-HELENA AND DRUMMOND-PHILIPSBURG

		TABLE 30 (Mt. Time)			
N.P.T. Bus Daily A.M.	Mis.	N.P.T. Bus Daily P.M.		N.P.T. Bus Daily P.M.	
11 35		Lv. Butte	Ar. 6 10		
1 15		Ar. Garrison	Lv. 4 45		
Intermountain Transportation Company (Rail Tickets Honored.)					
11 50	0	Lv. Helena	Ar. 6 33		
1 35	51	Ar. Garrison	Lv. 4 51		
2 24	71	Lv. Drummond	Ar. 4 04		
Bus Daily P.M.	Bus Daily A.M.	Bus Daily P.M.	Bus Daily P.M.	Bus Daily P.M.	Bus Daily P.M.
10 10	12 45	0	Lv. Drummond	Ar. 10 00	7 00
10 19	12 54	6	Hall	f	6 51
f	f	12	Stone	f	f
f	f	15	Maxville	f	f
10 50	1 25	26	Ar. Philipsburg	Lv. 9 20	6 20

SPOKANE-PULLMAN AND LEWISTON

		TABLE 33 (Pacific Time)			
311 Daily AM	Miles	311 Daily PM		314 Daily	
8 45	0	Lv. Spokane	Ar. 8 20		
f 8 57	9	Marshall	f 8 09		
f 9 14	20	Spangle	f 7 52		
f 9 35	28	Plaza	f 7 31		
f 9 51	36	Rosalia	f 7 15		
f 10 01	41	Donahue	f 7 06		
	47	McCoy			
	52	Oakesdale			
	56	Belmont			
f 10 11	58	Eden	f 6 55		
10 31	65	Garfield	f 6 38		
	75	Palouse			
	79	Fallon			
	84	Whelan			
11 18	95	Pullman	6 12		
f 11 28	102	Sunshine, Wash.	5 51		
f 11 34	106	Moscow, Ida.			
11 41	108	Joel			
12 04	114	Howell			
f 12 11	124	Troy	f 5 27		
12 23	132	Bovard			
f 12 29	135	Kendrick	5 04		
f 12 31	136	Juliaetta	f 4 57		
12 45	146	Arrow 53	f 4 44		
		Spalding	f 4 37		
		North Lapwai	f 4 34		
		Lewiston	f 4 20		
		Clarkston			

MISSOULA-DIXON-POLSON

		TABLE 31 (Mountain Time)			
B IMT Bus Daily	A NPT Bus Ex. Sun.	Miles	A NPT Bus Ex. Sun.	B IMT Bus Daily	B IMT Bus Daily
11 30	8 45	3 45	7 00	0	Lv. Missoula 4, 5
	9 07	4 25	7 35	28	Arlee
	9 37	4 40	7 55	39	Ar. Ravalli
	9 45	f			St. Ignatius
	10 04	5 10		61	Ronan
	10 16			67	Pablo
1 20	10 30	5 35		75	Ar. Polson
			7 55	39	Lv. Ravalli
			8 05	47	Dixon
			8 35	52	Ar. Moiese
			9 30	61	Ar. Charlo
					Ronan
2 55	11 50				Ar. Kalispell

Reference Notes:

- Rail-Auto Service at this point.
- Ⓞ—Not on Rail line.
- A—Northern Pacific Transport Bus-Rail tickets honored.
- B—Intermountain Transportation Company Bus-Rail tickets honored **Sundays only** between Missoula, Polson and intermediate stations.

CHEHALIS AND RAYMOND-SO. BEND

		TABLE 34 (Pacific Time)			
Harbor Lines, Inc.	Miles	Harbor Lines, Inc.		Harbor Lines, Inc.	
4 00	0	Lv. Chehalis	Ar. 9 40		
f 4 10	4	Littell			
f	6	Adna	9 30		
f	12	Ceres	f		
f	17	Dryad	f		
4 30	19	Doty	9 10		
4 40	23	Pe Ell	9 00		
f	30	Pluvius	f		
4 55	36	Frances	8 45		
5 00	39	Lebam	8 40		
f	42	Nalpee	f		
5 15	48	Menlo	8 25		
f	52	Willapa	f		
5 30	54	Raymond	8 15		
5 40	58	Ar. South Bend	Lv. 8 00		

See Table 6A for Chehalis service

MISSOULA-HAMILTON-DARBY

		TABLE 32 (Mountain Time)			
N.P.T. Bus Daily PM	Miles	N.P.T. Bus Daily PM	N.P.T. Bus Daily PM	N.P.T. Bus Daily PM	N.P.T. Bus Daily PM
3 45	7 30	0	Lv. Missoula	Ar. 1 35	7 35
		4	Post	f	f
		6	Hayes	f	f
4 05	7 55	11	Lolo	f	1 10
		15	McClain	f	f
4 15	8 10	20	Florence	12 55	7 00
		23	Kenspur	f	f
		26	Bass	f	f
4 35	8 25	28	Stevensville	12 35	6 50
4 50	8 45	36	Victor	12 25	6 30
		39	Tucker	f	f
5 05	8 55	44	Corvallis	12 15	6 20
5 15	9 05	48	Ar. Hamilton	Lv. 12 10	6 05
		48	Lv. Hamilton	Ar. 11 50	f
		51	Grantsdale	f	f
		60	Como	f	f
		62	Gorus	f	f
5 35	9 45	65	Ar. Darby	Lv. 11 30	5 45

NOTE—Tickets reading via Northern Pacific Railway to Everett or Bellingham, Wash. will be honored beyond Seattle on trains of the Great Northern Railway.

OLYMPIA AND ELMA-MONTESANO-ABERDEEN-HOQUIAM

TABLE 34A

Service to and from Olympia shown on Table 6A. Convenient bus service available between Olympia and Elma-Montesano-Aberdeen-Hoquiam. Rail tickets honored. Consult Northern Pacific agents for detailed schedule.

Relax on a train . . . enjoy a new car on arrival!

TRY THE RAIL-AUTO TRAVEL PLAN

Stretch way out on the train, get comfortable. When you arrive, refreshed, step into a new car.

It's easy. Your ticket seller will reserve the car when you buy your ticket. No charge. Low rates (lower by the week) include all gasoline, oil and proper insurance. That's traveling!

Go by train—rent a car on arrival. On many trips a family of four using Northern Pacific low family plan fare can save enough to rent a car *for a week!*

Northern Pacific Lines — Freight Service Only —

STILLWATER-WHITE BEAR				MANDAN-LINTON				SPOKANE-COULEE-CONNELL				ARLINGTON JCT.-DARRINGTON			
715 Daily Ex. Sun.	Mls.	TABLE 35	716 Daily Ex. Sun.	Mls.	TABLE 43	Mls.	TABLE 51	Mls.	TABLE 59	Mls.	TABLE 59	Mls.	TABLE 59		
12 45 1 25	0 13	Lv Stillwater... Ar Ar White Bear... Lv	5 00 4 00	Mon., Wed., Fri.	0 69	Mandan..... Linton.....	Mon., Wed., Fri.	0 125 186	Spokane..... Coulee City... Connell.....	Tue., Thu., Sat.	Daily Ex. Sat.	0 28	Arlington Jct... Darrington...	Daily Ex. Sat.	
CARLTON-CLOQUET				LAUREL-RAPELJE				LEWISTON-GRANGEVILLE (Camas Prairie Railroad)				CLE ELUM-RONALD			
733 Daily Ex. Sun.	731 Daily Ex. Sun.	Mls.	TABLE 36	732 Daily Ex. Sun.	734 Daily Ex. Sun.	Mls.	TABLE 52	858 Mon., Wed., Fri.	Mls.	TABLE 52	857 Tue., Thu., Sat.	Mls.	TABLE 60	Mls.	TABLE 60
6 25 6 45	3 55 4 15	0 4	Lv Carlton... Ar Ar Cloquet..... Lv	7 15 6 55	5 00 4 40	5 30 12 01	0 77	Lv Lewiston... Ar Ar Grangeville.. Lv	10 30 5 45	Daily Ex. Sun.	0 5	Cle Elum..... Ronald.....	Daily Ex. Sun.		
DULUTH-NEW DULUTH				NICHOLS-COW CREEK				ARROW-OROFINO-STITES (Camas Prairie Railroad)				SEATTLE-ST. CLAIR-ABERDEEN-HOQUIAM			
Mls.	TABLE 37	Mls.	TABLE 44	Mls.	TABLE 53	Mls.	TABLE 61	Mls.	TABLE 53	Mls.	TABLE 61	Mls.	TABLE 61		
Service When Required	0 12	Duluth..... New Duluth...	Service When Required	0 45	Laurel..... Rapelje.....	0 63	Lv Arrow..... Ar Ar Orofino..... Ar Stites.....	8 55 7 40	Daily Ex. Sun.	0 64 133 136	Seattle..... St. Clair..... Aberdeen..... Hoquiam.....	Daily Ex. Sun.			
DULUTH-ASHLAND				LIVINGSTON-WILSALL				RIPARIA-PASCO				ELMA-BANGOR			
Mls.	TABLE 38	Mls.	TABLE 45	Mls.	TABLE 54	Mls.	TABLE 62	Mls.	TABLE 54	Mls.	TABLE 62	Mls.	TABLE 62		
Tue., Fri.	0 75	Duluth..... Ashland.....	Tue., Fri.	0 34	Nichols..... Cow Creek....	Service When Required	0 68	Elma..... Bangor.....	Daily Ex. Sun.	0 68	Daily Ex. Sun.				
DEERWOOD-TROMMALD				BUTTE-ANACONDA				PASCO-WALLA WALLA-DAYTON				CENTRALIA-MOCLIPS			
Mls.	TABLE 39	Mls.	TABLE 47	Mls.	TABLE 55	Mls.	TABLE 63	Mls.	TABLE 55	Mls.	TABLE 63	Mls.	TABLE 63		
Daily Ex. Sun.	0 8	Deerwood..... Trommald....	Daily Ex. Sun.	0 26	Butte..... Anaconda....	Daily Ex. Sun.	0 85	Centralia..... Moclips.....	Mon., Wed., Fri.	0 85	Centralia..... Moclips.....	Mon., Wed., Fri.			
EAST GRAND FORKS-FERTILE (Red Lake Falls Branch)				MISSOULA-WALLACE				SEATTLE-SUMAS				PORTLAND-LINNTON-VERNONIA (S.P. & S. Railway)			
Mls.	TABLE 40	Mls.	TABLE 48	Mls.	TABLE 56	Mls.	TABLE 64	Mls.	TABLE 56	Mls.	TABLE 64	Mls.	TABLE 64		
Mon., Wed., Fri.	0 60	East Gr. Forks... Fertile.....	Mon., Wed., Fri.	0 135	Missoula..... Wallace.....	Mon., Wed., Fri.	0 48	Lv Portland... Ar Ar Linnton... Lv	5 15 5 07	Mon., Wed., Fri.	7 48	Linnton..... Vernonia.....	Tue., Thu., Sat.		
LITTLE FALLS-MORRIS				YAKIMA-TIETON-NACHES-MOXEE CITY				WICKERSHAM-BELLINGHAM				PORTLAND-SEASIDE (S.P. & S. Railway)			
707 Mon., Wed., Fri.	Mls.	TABLE 41	708 Tue., Thu., Sat.	Mls.	TABLE 49	Mls.	TABLE 57	Mls.	TABLE 57	Mls.	TABLE 65	Mls.	TABLE 65		
8 30 2 20	0 87	Lv Little Falls... Ar Ar Morris..... Lv	1 45 8 00	0 14 17	Yakima..... Naches..... Tieton.....	Daily Ex. Sun.	0 9	Yakima..... Moxee City...	Daily Ex. Sun.	12 30 3 00	0 19	Lv Wickersham... Ar Ar Bellingham.. Lv	6 00 4 00		
STAPLES-FERGUS FALLS-OAKES				PASCO-PENDLETON				WOODINVILLE-NORTH BEND				PORTLAND-EUGENE (Oregon Electric Ry.)			
Mls.	TABLE 42	Mls.	TABLE 50	Mls.	TABLE 58	Mls.	TABLE 66	Mls.	TABLE 58	Mls.	TABLE 66	Mls.	TABLE 66		
Daily Ex. Sat.	0 69	Staples..... Fergus Falls...	Daily Ex. Sun.	0 54	Lv Pasco..... Ar Ar Pendleton.. Lv	2 25 10 35	Daily Ex. Sun.	0 36	Woodinville... North Bend...	Daily Ex. Sun.	0 143	Lv Portland... Ar Ar Eugene..... Lv	5 15 8 30		

Time from 12:01 midnight to 12:00 noon shown in light face type; time from 12:01 noon to 12:00 midnight shown in heavy face type.

Connections with Northern Pacific Trains

Schedules shown are latest information available at time of publication.

At Portland

Southern Pacific Co.

Via Cascade Line		Table 67		Dly.	Daily	Dly.
Dly.	Dly.	Mls.	Pac. Time	401	457	401
408	458			10	12	20
12 30	5 00	11 45	0	Lv. Seattle	6 00	1 00
4 30	9 15	6 05	183	Ar. Portland	11 45	9 00
4 45	11 00	7 45	0	Lv. Portland	11 25	8 15
5 57	12 27	8 57	52	Lv. Salem	10 11	7 02
6 28	1 10	9 28	80	Lv. Albany	9 43	6 34
7 09	1 55	10 09	124	Ar. Eugene	9 04	5 55
11 25	7 05	2 25	318	Ar Klamath Falls Lv	4 40	1 35
		a1155	297	Lv. Grants Pass. Ar	a6 35	
		a1253	330	Lv. Medford. Ar	a5 45	
		a 113	342	Ar. Ashland...Lv	a5 08	
		—	402	Lv. Black Butte. Ar	—	
2 08	11 00	a5 00	425	Ar. Dunsuir. Lv	1 50	10 55
2 15	11 35	5 05	425	Lv. Dunsuir. Ar	1 45	10 50
3 50	1 30	6 35	482	Lv. Redding. Lv	12 14	9 16
a 7 05	a6 00	a9 40	657	Ar. Sacramento Lv	a9 00	a 5 50
d 9 00	7 15	d11 20	657	Ar. San Francisco Lv	7 10	d 3 50
7 15	10 20	10 20	1165	Ar. Los Angeles. Lv	6 20	5 40

a—Western Greyhound bus. d—Connects at Martinez.
 x—Effective May 28, operates Daily to Sept. 14, thence tri-weekly to Dec. 14.
 z—Effective May 28, operates Daily to Sept. 14, thence tri-weekly to Dec. 14.

EQUIPMENT—TRAINS TO CALIFORNIA

Shasta Daylight Nos. 9 and 10.

Streamlined A. C. train. All seats reserved. Service charge in chair cars.
 Parlor-Observation, Chair Cars, Dome Lounge Car, Coffee shop cars; between Portland and San Francisco.

Passenger Nos. 19 and 20.

Chair Car Coach—
 Portland and San Francisco. (Air-Conditioned). No meal service.

Cascade Nos. 11-12.

Streamlined A. C. train. All seats reserved. Service charge in chair cars.

Standard Sleepers—
 Between Seattle and San Francisco (on 408-457 between Seattle and Portland). (3 cars).
 Between Portland and San Francisco. (4 cars).
 Lounge, Dining Car and Chair Cars.
 Between Portland and San Francisco.

Oregon Trunk Railway

4-102 Daily	Miles	Table Pacific Time 68	105-3 Sat.	103 Ex. Sat. & Sun.
9 45	0.0	Lv Portland	6 00	
† 1 00	106.1	Lv Wishram 7	12 15	5 00
f 2 45	156.9	Ar Tuskan	10 28	f 3 09
f 2 53	160.8	Ar Maupin	10 20	f 3 01
f 3 56	191.9	Ar South Jct.	9 13	f 1 48
f 4 18	200.1	Ar Gateway	8 51	f 1 26
f 4 34	205.6	Ar Paxton	8 35	f 1 10
5 00	211.3	Ar Madras	8 25	12 55
5 10	216.3	Ar Metolius	8 12	12 35
f 5 18	221.0	Ar Culver	8 02	f 12 25
f 5 45	235.6	Ar Terrebonne	7 40	f 11 52
f 5 50	238.4	Ar Prineville Jct.	7 35	f 11 46
f 6 15	241.0	Ar Redmond	7 30	11 40
f 6 35	250.2	Ar Deschutes	7 11	f 11 15
7 00	257.6	Ar Bend 7	7 00	11 00

At Butte

At Helena

Union Pacific (N. P. Station)		Great Northern (G. N. Station)	
(Read Down)	(Read Up)	(Read Down)	(Read Up)
* 7 30	Lv. Butte	235	236
9 30	Lv. Dillon	* 7 30	Lv. Great Falls
1 03	Ar. Idaho Falls	8 10	Lv. Cascade
2 30	Ar. Pocatello	9 53	Ar. HELENA
7 30	Ar. Salt Lake City	10 55	Ar. Boulder
5 30	Ar. Los Angeles	10 15	Ar. Butte

Reference Notes

* Daily B—Daily Except Saturday.
 † Daily, except Sunday. f Stops on flag.

At Seattle

PUGET SOUND STEAMSHIP SERVICE HOOD CANAL-OLYMPIC PENINSULA

Seattle-Bremerton

Time 60 Minutes—
 Dining Service
 Standard Time.

Lv. Seattle—

1:15, 5:45, 6:55, 8:10, 9:20, 10:35,
 11:45 A.M.; 1:00, 2:10, 3:25, 4:45,
 6:00, 7:10, 8:25, 9:30, 10:50 P.M.

Lv. Bremerton—

12:05, 5:45, 7:00, 8:10, 9:25, 10:35,
 11:50 A.M.; 1:00, 2:15, 3:25, 4:45,
 6:00, 7:15, 8:20, 9:40, 11:05 P.M.

†Sundays and Holidays only.

Great Northern Railway

		358	360			357	359
	* 8 00	* 2 30	Lv. Seattle	Ar	* 12 10	* 4 45	
	8 56	3 22	Everett		11 08	3 53	
	10 27	4 58	Bellingham		9 28	2 20	
	11 38	6 07	New Westminster		8 20	1 11	
	11 59	6 30	Vancouver, B. C.	Lv	* 8 00	* 12 50	

Southbound

Effective May 20, 1960

Pacific Time Ports of Call

Lv. Vancouver Ar
 Lv. Victoria Lv
 Lv. Victoria Ar
 Ar. Seattle Lv

Northbound

5 25 Effective May 20, 1960
 1 10
 10 50
 8 00

STEAMSHIP SAILINGS TO ALASKA

CANADIAN PACIFIC S. S. LINE—S. S. Princess Louise sailing for Skagway. Leaves Vancouver, B. C. 8:00 P. M. beginning June 1st and every 8 days thereafter. Last sailing, Aug. 30.

CANADIAN NATIONAL S. S. LINE—S. S. Prince George sailing for Skagway. Leaves Vancouver, B. C. 9:00 P. M. beginning May 24th and every 9 days thereafter. Last sailing Sept. 5.

ALASKA CRUISES, INC.—S. S. Yukon Star and S. S. Glacier Queen, alternating, sailing for Skagway. Leaves Vancouver, B. C. 9:00 A. M. beginning May 6 and every 4 days thereafter. Last sailing Sept. 11.

THE ALASKA RAILROAD

NORTHBOUND				SOUTHBOUND			
"B" Wd-Th	"B" Sat.	"A" Daily	From Seward Miles	Elevation	"A" Daily	"B" Sun.	"B" Th-Fri
W 8 30	8 30	9 00	114	Lv. Anchorage	Ar 38	8 45	8 15
T 4 25	4 25	4 55	348	Lv. *McKinley Park	Ar 1732	1 04	12 34
T 5 15	5 15	5 45	358	Lv. Healey	Ar 1368	12 25	11 55
T 6 44	6 44	7 14	412	Lv. Nenana	Ar 362	10 46	10 16
T 8 30	8 30	9 00	470	Ar. Fairbanks	Lv 448	9 00	8 30

"A" is schedule effective May 28 to September 3.

"B" is schedule effective September 4 to May 27.

*McKinley Park is closed Sept. 15 to May 25 each year.

Tues. Thur.	Wed. Fri.	Sat.	Sat.	Sun.	Tues. Thur.	Wed. Fri.	Sat.	Sat.	Sun.
7 30	11 00	7 00	6 00	3 50	Lv. Anchorage	Ar 4 10	7 40	11 55	10 55
9 10	12 40	8 40	7 40	5 30	Lv. Portage	Ar 2 30	6 00	10 15	9 15
9 40	1 10	9 10	8 10	6 00	Ar. Whittier	Lv 2 00	5 30	9 45	8 45

Anchorage-Whittier schedule effective May 25 to Sept. 3.

At Duluth

DULUTH, MISSABE & IRON RANGE		CANADIAN NATIONAL RYS.	
		619-33	Mls
5	B 8 00	0	Lv. Duluth
*10 00	B 9 55	78	Ar. Virginia
10 53	10 53	105	Cook
12 15	Ar. Mesaba	170	Ranier
12 50	Ar. Tower	172	Ft. Frances
1 29	Ar. Ely	227	Rainy River
	* 2 20	380	Winnipeg

One-Way and Round Trip Railroad Fares

Continued From
Preceding Page

BETWEEN	First Class		Coach Class		BETWEEN	First Class		Coach Class	
	One Way	6 Mos. Round Trip	One Way	6 Mos. Round Trip		One Way	6 Mos. Round Trip	One Way	6 Mos. Round Trip
SEATTLE-TACOMA AND	\$	\$	\$	\$	PORTLAND AND	\$	\$	\$	\$
① Atlanta, Ga.	111.37	165.35	79.60	119.25	① Atlanta, Ga.	108.75	165.35	77.73	119.25
① Baltimore, Md.	120.79	199.10	87.68	139.00	① Baltimore, Md.	120.79	199.10	87.68	139.00
① Birmingham, Ala.	104.31	152.60	74.54	110.15	① Birmingham, Ala.	101.68	152.60	72.67	110.15
① Boston, Mass.	132.72	221.45	96.69	155.50	① Boston, Mass.	132.72	221.45	96.69	155.50
① Buffalo, N. Y.	108.89	176.45	78.74	123.85	① Buffalo, N. Y.	108.89	176.45	78.74	123.85
Butte, Mont.	29.02	46.85	18.59	33.50	① Chicago, Ill.	82.75	126.80	59.10	95.00
Chicago, Ill.	82.75	126.80	59.10	95.00	① Cincinnati, Ohio.	97.41	153.90	70.08	110.10
① Cincinnati, Ohio.	97.41	153.90	70.08	110.10	① Cleveland, Ohio.	99.71	160.05	71.86	114.35
① Cleveland, Ohio.	99.71	160.05	71.86	114.35	① Des Moines, Iowa.	73.63	112.95	52.59	85.05
① Des Moines, Iowa.	73.63	112.95	52.59	85.05	① Detroit, Mich.	96.92	154.25	69.70	111.00
① Detroit, Mich.	96.92	154.25	69.70	111.00	① Indianapolis, Ind.	91.95	144.25	65.97	104.15
Fargo, N. D.	28.00	46.30	18.57	34.25	① Jacksonville, Fla.	116.61	185.65	83.30	133.60
Helena, Mont.	91.95	144.95	65.97	104.15	① Kansas City, Mo.	75.64	112.95	54.03	85.05
① Indianapolis, Ind.	121.67	185.65	86.91	133.60	① Louisville, Ky.	96.54	146.10	69.21	104.85
① Jacksonville, Fla.	121.67	185.65	86.91	133.60	① Miami, Fla.	131.68	212.75	94.09	152.90
① Kansas City, Mo.	75.64	112.95	54.03	85.05	① New York, N. Y.	127.84	212.50	92.97	148.05
① Louisville, Ky.	97.51	146.10	69.92	104.85	① Norfolk, Va.	124.93	206.95	90.84	144.40
① Miami, Fla.	136.74	212.75	97.70	152.90	① Philadelphia, Pa.	123.38	204.00	89.62	142.35
① Missoula, Mont.	21.39	38.55	15.28	27.55	① Pittsburgh, Pa.	106.07	171.45	76.59	120.75
① New York, N. Y.	127.84	212.50	92.97	148.05	① St. Louis, Mo.	84.42	126.80	60.31	95.00
① Norfolk, Va.	124.93	206.95	90.84	144.40	① St. Paul, Minn.	69.71	106.35	49.80	79.65
① Philadelphia, Pa.	123.38	204.00	89.62	142.35	Seattle, Wash.	7.06	12.75	① 5.05	9.10
① Pittsburgh, Pa.	106.07	171.45	76.59	120.75	Tacoma, Wash.	5.58	10.05	① 3.99	7.20
① St. Louis, Mo.	85.32	126.80	60.95	95.00	① Tampa, Fla.	122.07	193.00	87.22	138.90
① St. Paul, Minn.	67.47	106.35	48.20	79.65	① Washington, D. C.	120.79	199.10	87.68	139.00
① Spokane, Wash.	12.20	22.00	8.73	15.75					
① Tampa, Fla.	127.13	193.00	90.84	138.90					
① Washington, D. C.	120.79	199.10	87.68	139.00					

① Via Pasco and S. P. & S. Ry. or via Seattle. ② Reduced special coach rates in effect; consult ticket agent.
③ Eastbound fare. Above fares subject to Federal tax. ④ Via Chicago.

Via the Northwest to CALIFORNIA CIRCLE TOURS



Circle roundtrip railroad tickets to California permit valuable privileges. From Chicago, for example, you can enjoy as much as 2418 extra miles of sightseeing.

When you plan your trip to California, consult Northern Pacific offices — listed on back cover. Combine your trip with the scenic NP route #1, and any one of these popular railroad routes:

- # 2 Overland: S. P., U. P., C. M. St. P. & P.
- # 3 Zephyr: W. P., D. & R. G. W., C. B. & Q.
- # 4 and #2 Overland: U. P., C. M. St. P. & P.
- # 4 and #3 U. P., Salt Lake, D. & R. G. W., C. B. & Q.
- # 5 Santa Fe
- # 6 Golden State: S. P., C. R. I. & P.
- # 7 Sunshine: S. P., M. P. St. Louis, Chicago.
- # 8 Texas Special: S. P. or Santa Fe, M. K. T.
- # 9 S. P., T. & P., Frisco-Kansas City, St. Louis.
- # 10 Sunset: S. P. New Orleans, I. C.

Round trip rail tickets on any of the above routes are good for six months and stopovers are allowed anywhere along the route, within the limit of ticket.

Enjoy maximum scenic mileage at minimum costs.

When you plan a trip, consult your nearest Northern Pacific agent, or any of the representatives listed on Back Cover of this folder.

Next time try the RAIL-AUTO TRAVEL PLAN FOR BUSINESS OR PLEASURE—

Relax as you travel to your destination in comfort by train, then step into a new auto to make your business calls or pleasure trips.

At present this service is available at the following points on the Northern Pacific:

In Minnesota—Minneapolis, St. Paul, Brainerd, Duluth, Moorhead, Bemidji and International Falls.

In Canada—Winnipeg.

In North Dakota—Fargo, Grand Forks and Bismarck.


In Montana—Glendive, Billings, Bozeman, Livingston, Miles City, Helena, Butte and Missoula.

In Idaho—Lewiston and Moscow.

In Washington—Spokane, Pullman, Pasco, Yakima, Ellensburg, Walla Walla, Seattle, Tacoma, Aberdeen and Olympia.

In Oregon—Portland.

The Rail-Auto Plan combines the best of two methods of travel. Your Northern Pacific Agent can give you the details and make all arrangements.



You can CHARGE TELEGRAMS

Anywhere

Simply write your message on a telegraph blank (available on all Trains) and include your own name and address. Give it to any of the Train's personnel for sending. The charges will be billed to you at home or business.

On any Occasion

it's wise
to wire

WESTERN UNION

TRAVEL ON CREDIT

The Northern Pacific Railway offers convenient, nationwide credit service to individuals and to companies for their traveling personnel, through either the American Express Credit Service or the Rail Travel Credit Agency.

Each provides a credit card which will be honored for the purchase of rail and Pullman tickets, baggage charges, dining car meals, club car refreshments and incidental services. Billing is made once a month.

For further details, see your NP agent or write G. W. Rodine, Passenger Traffic Manager, Northern Pacific Railway, St. Paul 1, Minn.

G. W. RODINE,
Passenger Traffic Manager
NORTHERN PACIFIC
RAILWAY
St. Paul 1, Minn.



Northern Pacific Railway

CONDENSED FREIGHT SCHEDULES



ST. PAUL—MINNEAPOLIS—LAUREL—SEATTLE—TACOMA—PORTLAND

WESTBOUND—READ DOWN				EASTBOUND—READ UP					
No. 603	No. 605	No. 631	No. 651	No. 600	No. 602	Fruit	No. 604	No. 652	
10 30 AM-1	2 30 PM-0	9 45 PM-0	10 30 AM-1	9 00 AM-4	9 00 AM-5	9 00 AM-4	9 00 AM-2	9 00 AM-4	
8 00 PM-0	6 15 PM-0	6 15 PM-0	8 00 PM-0	2 30 AM-4	8 00 PM-4	4 00 AM-4	6 00 AM-2	4 00 AM-4	
	7 15 PM-0	2 00 AM-1				6 00 AM-4		6 00 AM-4	
	9 30 PM-0	4 30 AM-1		9 20 PM-3	1 00 PM-4	10 35 PM-3	12 55 AM-2	10 35 PM-3	
	11 15 PM-0	5 30 AM-1							
	2 35 AM-1		Train 603 to Laurel						
	3:45 AM-1			Ar. Dilworth		8 45 AM-4	6 50 PM-3		
	1 00 PM-1			Ar. Moorhead					
	8 00 PM-1			Ar. Fargo					
	2 45 AM-2			Ar. W. Fargo					
	9 45 AM-2			Ar. Valley City					
	3 30 PM-2			Ar. Jamestown (CST)			1 30 PM-3	5 20 PM-1	
	4 30 PM-2			Ar. Bismarck-Mandan			9 35 AM-3	1 40 PM-1	
9 50 AM-2				Ar. Dickinson (MST)				8 50 AM-1	
10 20 AM-2				Ar. Glendive			12 55 AM-3	5 15 AM-1	
#			Ar. Forsyth						
			Ar. Billings				See Note		
			Ar. Laurel	6 35 PM-2	2 45 AM-3	5 30 PM-2	9 00 PM-0		
			Lv. Laurel	5 20 PM-2	1 15 AM-3	3 00 PM-2		1 15 AM-2	
			Ar. Livingston			11 45 AM-2		9 45 PM-1	
			Ar. Helena			6 15 AM-2			
			Ar. Butte					8 00 AM-1	
			Ar. Missoula (MST)						
			Ar. Spokane (PST)	5 45 PM-1	9 00 AM-2	1 00 AM-2			
			Ar. Pasco	11 45 AM-1	9 30 PM-1	1 30 PM-1			
			Ar. Portland (SP&S)	8 00 PM-0	2 30 PM-1	6 30 AM-1			
			Ar. Yakima	8 00 AM-1	8 00 PM-0	8 00 PM-0			
			Ar. Seattle-Tacoma (Auburn)	2 00 AM-1	2 30 AM-1	11 00 PM-0			
SPS-275				SPS-276	SPS-276	SPS-276			
12 50 PM-3				Ar. Spokane	1 00 PM-1	1 00 PM-1	1 00 PM-1		
8 20 PM-3				Lv. Pasco	4 00 AM-1	4 00 AM-1	4 00 AM-1		
9 30 PM-3				Ar. Vancouver	10 15 PM-0	10 15 PM-0	10 15 PM-0		
				Ar. Portland	8 00 PM-0	8 00 PM-0	8 00 PM-0		

#—Cars to these points handled on 603BL Manifest which originates Laurel, Mont. 5 00 AM daily arriving Helena and Missoula afternoon same day.
 Note—Train 604 picks up livestock at Billings.

ST. PAUL—MINNEAPOLIS—DULUTH—WINNIPEG

No. 633	Day	Daily	Day	Nos. 752-748
2 30 pm	0	Lv. St. Paul-Minneapolis	2	4 30 am
6 00 pm	0	Lv. Duluth-Superior	3	6 00 am
1 14 am	1	Ar. Crookston		
2 30 am	1	Ar. E. Grand Forks (Grand Forks)	1	4 10 pm
8 45 am	1	Ar. Pembina	0	9 15 pm
7 00 pm	1	Ar. Winnipeg (M. R. M.)	0	5 30 pm

Train 605 from St. Paul-Minneapolis connects with 633 at Lake Park.
 Train 623 from Duluth connects with 605 at Staples.
 Train 752-748 from Pembina connects with eastbound time freights at Lake Park.

ST. PAUL—MINNEAPOLIS—DULUTH—SUPERIOR

No. 628	Daily	No. 627
9 45 pm	Lv. St. Paul-Minneapolis	4 30 am
7 00 am	Ar. Cloquet	4 40 pm
5 00 am	Ar. Duluth-Superior	8 00 pm

ST. PAUL—MINNEAPOLIS—INTERNATIONAL FALLS

No. 621	Daily except as noted	No. 622
10 15 pm (Ex. Sun.)	Lv. St. Paul-Minneapolis	11 00 am (Ex. Mon.)
12 45 am (Ex. Mon.)	Ar. St. Cloud	8 00 am (Ex. Mon.)
2 00 am (Ex. Mon.)	Ar. Little Falls	
3 45 am (Ex. Mon.)	Ar. Brainerd	6 00 am (Ex. Mon.)
4 45 am (Ex. Mon.)	Lv. Brainerd	2 15 am (Ex. Mon.)
8 40 am (Ex. Mon.)	Ar. No. Bemidji	10 30 pm (Ex. Sun.)
3 00 pm (Ex. Sat.)	Lv. No. Bemidji	9 00 pm (Ex. Sun.)
11 00 pm (Ex. Sat.)	Ar. International Falls	5 00 pm (Ex. Sun.)

AUBURN—SUMAS

No. 675	Daily	No. 676
7 30 am	Lv. Auburn	11 59 pm
2 00 pm	Ar. Sumas	5 00 pm

Through service to and from Vancouver, B. C., beyond Sumas via Canadian Pacific and B. C. Electric.
 Note: These trains do not operate via Everett.

SEATTLE—TACOMA—PORTLAND

(Daily)		(Wed., Thurs., Fri.) Morning Star		(Daily)	
No. 1st 680	No. 2nd 680	No. 1st 679	No. 2nd 679	No. 1st 679	No. 2nd 679
8 30 pm	1 00 am	Lv. Seattle	Ar.	3 00 pm	10 30 pm
10 30 pm	3 00 am	Lv. Tacoma	Lv.	1 45 pm	9 00 pm
4 30 am	8 30 am	Ar. Portland	Lv.	9 05 am	3 30 pm
					5 30 am
					4 30 am
					10 30 pm

