

Now **4 VISTA-DOMES** on the
NORTH COAST LIMITED

Now **4 VISTA-DOMES** on the
NORTH COAST LIMITED



Main Street of the Northwest

Time Folder issued May 1, 1955

Scenic Route Across America

Time Folder issued May 1, 1955

Table of Contents

Page	Page	Page
Baggage Information..... 1	Optional Routes on Tickets..... 1	Station Restaurants..... 8
Connections at Terminals..... 28 to 31	Pullman Fares..... 31, 32	Steamship Service..... 27-28
Equipment of Trains..... 5 to 7	Rail-Auto Service..... 29	Stopover Privileges..... 1
General Information..... 1	Rail Fares..... 33	Train Schedules (Complete)..... 8 to 28
Map of Northern Pacific System..... 17, 18	Station Index, with altitudes..... 2 to 4	Train Schedules (Condensed)..... 5, 6
Northern Pacific Representatives..... 34	Station Mail Boxes..... 13	Transfer Arrangements in Chicago..... 11

General Information for Travelers

TIME ZONES. The Northern Pacific Railway operates in three time zones, Central, Mountain and Pacific. The points of change on the main line are at Mandan, N. Dak., and Paradise, Montana. Westbound travelers move their watches back one hour and when traveling east, ahead one hour at each of these points.

AIR-CONDITIONED CARS. All equipment regularly assigned to those trains so indicated in this folder, is air-conditioned and every effort is made to provide the cars as specified.

CHILDREN'S FARES. Children under five years of age, when accompanied by parent or guardian, will be carried free of charge. Children five years of age and under twelve years of age will be charged one-half of the adult fares. Children of five and under twelve years of age who are not mature enough to take care of themselves when traveling alone must not be ticketed unless accompanied by parent or guardian. Children twelve years of age and over will be charged the adult fare.

USE TICKETS WITHIN LIMIT. Passengers must reach destination not later than midnight of date punched in the margin of tickets, or indicated. One-way tickets will be honored for passage within 30 days in addition to date of sale.

HONORING OF TICKETS—Via Seattle. All tickets reading via Northern Pacific from Spokane, Wash., or points east to Tacoma, Wash., and points south thereof, will be honored via Seattle, Wash., without additional charge, upon application to Conductor.

Optional Routes. Tickets reading via Northern Pacific Railway from points in or east of Montana to Portland, Oregon, or to points beyond, will be honored at option of passengers via the Northern Pacific Railway to Pasco or Spokane, thence via Spokane, Portland & Seattle Railway to Portland and vice versa.

All Round-Trip Tickets from or to the following territory reading via Northern Pacific Railway to Spokane or Pasco, thence via Spokane, Portland and Seattle Railway to Portland, or via Portland to points beyond or the reverse, will be honored at option of passengers via Northern Pacific Railway through Seattle or Tacoma.

- (a) Tickets from or to points on the Northern Pacific Railway, Missoula, Montana, and East.
- (b) Tickets routed via Billings, Mont., from, to or via Chicago, St. Louis, Memphis or New Orleans.

The above arrangements do not apply on tickets to or from points in British Columbia or Washington.

Tickets reading via S. P. & S. Ry. from Spokane, Wash., to Pasco, Wash., or beyond, or vice versa, will be honored at option of passengers via Northern Pacific Railway between Spokane and Pasco.

Tickets reading via Northern Pacific Railway, Great Northern Railway or Union Pacific Railroad to or from any point, Seattle to Portland, inclusive, will be honored on trains of any of these railways on the joint line.

Tickets reading via Northern Pacific Ry., Minneapolis, St. Paul & Sault Ste. Marie Ry. or Great Northern Ry. between St. Paul-Minneapolis and Duluth-Superior will be honored on the trains of any of these lines.

Tickets reading via Northern Pacific Railway will be honored on buses of Northern Pacific Transport Company.

ADJUSTMENT OF FARES. In cases of misunderstanding with conductors or agents, passengers should pay fare required, take receipt and communicate with E.W. Englund, Auditor Passenger and Station Accounts, Northern Pacific Ry., St. Paul 1, Minn.

REDEMPTION OF TICKETS. Wholly unused tickets will be redeemed by selling agent. Unused or partly used tickets will be redeemed under tariff regulations on application to E.W. Englund, Auditor Passenger and Station Accounts, St. Paul 1, Minn.

STOPOVERS. On one-way tickets, stopovers will be allowed at all stations on the Northern Pacific Ry. within 30 days from date of sale upon application to Conductor. On round-trip tickets, stopovers will be allowed within limit of ticket.

FEDERAL TAX. A 10% Federal tax on rail and Pullman tickets is not included in fares quoted in this folder.

TELEGRAPH SERVICE. Western Union messages accepted at all stations.

BAGGAGE INFORMATION—

Only A Limited Amount Of Checked Baggage will be carried on North Coast Limited Trains 25 and 26. When practical, baggage should be checked in advance to insure prompt delivery. Remains will not be handled on the westbound North Coast Limited (Train 25).

Mark Your Baggage. All baggage should show name and permanent address of owner. Hand baggage in Pullmans is restricted to what can be conveniently placed in berth or seat occupied by passenger.

Baggage Maximums. Ordinarily 150 lbs. is free allowance for each adult ticket. No single piece of baggage exceeding 300 pounds in weight, or 72 inches in greatest dimension, or exceeding \$2500.00 in value will be checked. Free allowances are subject to tariff stipulation as to contents, weight, value and size.

Baggage Insurance. A charge of twenty cents only is made for each hundred dollars value declared above \$100 for baggage checked for each adult passenger and above \$50 for each child traveling on half fare ticket. The limit of baggage which may be insured on a single ticket is \$2500.

A new form of policy insuring your baggage and personal effects from the beginning to the end of a journey anywhere in the world, may be purchased at principal offices of the Northern Pacific Ry. The coverage is very liberal and the rates are low. Minimum Premium Twenty-five Cents.

Limited Liability. Excess value of baggage must be declared and paid for at time of checking.

Liability for loss of baggage handled by Red Caps is limited to \$25.00 per bag or parcel unless greater value is declared in writing at the time of service and the charge of 10c per \$100 paid. No responsibility will be accepted for baggage handled by Red Caps of value in excess of \$500.00.

Bicycles (not motorcycles), baby carriages, dogs and guns are carried in baggage cars subject to tariff regulations.

LOST ARTICLES should be inquired for from the Manager, Baggage and Express Traffic, Northern Pacific Railway, St. Paul 1, Minn. No responsibility is assumed for unchecked articles left in stations or cars.



NOTE—This folder has been compiled with care, but may contain errors. Furthermore, it is sometimes necessary to change schedules without notice, trains shown are sometimes unavoidably delayed and connections missed. We hope none of our patrons will be inconvenienced by any of these causes, but the Railway Company will not be liable therefor.

INDEX TO STATIONS

Table No.	Altitude	Table No.	Altitude	Table No.	Altitude	Table No.	Altitude	Table No.	Altitude	Table No.	Altitude
Aberdeen Wash. 59	60	Berlin, N.D. 22	1469	Cassel, N. D. 18	805	Dale, Minn. 1	1223	Englevalle, N. D. 22	1342	Gilliam, Wash. 56	1495
Aberdeen Jct. 57	10	Beroun, Minn. 10	978	Casper, Wyo. 19	831	Dailey, Mont. 38	4927	Ennis, Mont. 40	41	Glade, Wash. 51	494
Abbotsford, B. C. 59	10	Berrian, Wash. 7	1779	Cassellton, N. D. 21	936	Dana, N. D. 27	1871	Enunclaw, Wash. 741	1740	Gladstone, N. D. 23	2355
Acme, Wash. 57c	590	Beulah, N. D. 29	1077	Castle Rock, Wash. 6a	202	Darby, Mont. 46	3826	Eschbach, Wash. 54	1290	Glead, Wash. 54	2076
Adco, Wash. 1006	1006	Big Falls, Minn. 16	2702	Cato, Mont. 31	2192	Darling, Minn. 25	157	Emmond, N. D. 25	163	Glendon, Mont. 2, 3	2071
Adkins, Wash. 61	197	Big Lake, Minn. 1	937	Cedar Creek, Wash. 51	2523	D'Este, Mont. 45	2765	Eugene, Ore. 64	67	Glen Ullin, N. D. 2	1400
Adna, Wash. 61	197	Big Lake, Wash. 57	102	Cedar Lake, Minn. 13	1224	Davenport, N.D. 22	2422	Eureka, Wash. 56	1054	Gloster, Minn. 10	899
Adrian, N. D. 26	1360	Big Timber, Mont. 3	4083	Centerville, Wash. 7	1224	Davenport, Wash. 50	2408	Evaline, Wash. 6at	442	Glover, N. D. 26	1376
Adrian, Wash. 1237	1237	Billings, Mont. 3, 8	3123	Centralia, Wash. 60	61	Davidson, Minn. 181	844	Everett, Minn. 20	994	Grand Forks, Minn. 0	1281
Agate Bay, Wash. 53	899	Binford, N. D. 13, 35, 33	1522	Central Ave., Wis. 10	185	Dawson, Mont. 42	512	Everett, Wash. 57	13	Gold Creek, Mont. 4	4192
Agency, Mont. 451	2539	Birchfield, Wash. 54	1003	Central Ave., Wis. 13, 15	633	Dawson, N. D. 2	1750	Golden, Mont. 36	1670	Goldendale, Wash. 7	1670
Ahshaka, Idaho 53	996	Birdseye, Mont. 4	4243	Central Park, Mont. 4	4302	Dayton, Minn. 1	887	Golden Valley, N.D. 29	1928	Goldwin, N. D. 24	1884
Ainsworth Jct., Wash. 56	358	Bishop, Wash. 52	680	Chamber, Wash. 51	2563	Dayton, Wash. 56	1605	Golva, N. D. 30	2813	Goodrich, N. D. 25	1973
Aitkin, Minn. 13	1210	Bismarck, N. D. 2, 13, 27	1673	Chama, N. D. 2	2804	Daze, N. D. 23	1132	Gorham, N. D. 28	3818	Goodrich, Wash. 7	2121
Albany, Ore. 64	208	Black River, Wash. 6at	1382	Chandler, Wash. 61	4633	Deer Creek, Minn. 20	1395	Gorham, Wash. 50	2470	Grand Falls, Minn. 16	1223
Alder, Mont. 4	5113	Black River, Ida. 21	2189	Chandler, Wash. 61	4633	Deer Creek, Wash. 50	2306	Grand Forks, N. D. 18	830	Grand Island, Neb. 8	2137
Alderdale, Wash. 7	249	Black River, Minn. 3	2253	Chandler, Wash. 61	4633	Deer Creek, Minn. 20	1395	Grand Island, Neb. 8	2137	Grand Junction, Wash. 60	163
Alderton, Wash. 89	1331	Bloom, N. D. 3	1501	Chelan, Mont. 45	2935	Deer Lodge, Mont. 4	4519	Grand Junction, N.D. 26	1325	Grandview, Wash. 59b	798
Aldrich, Minn. 1, 20	1331	Blossburg, Mont. 4	1501	Chesley, N. D. 25	1858	Dehart, Mont. 4	4110	Granger, Wash. 59b	724	Grangeville, Ida. 52	3344
Alfalfa, Wash. 6	716	Blue Canyon, Wash. 57	1135	Chesley, N. D. 25	1858	Dehart, Mont. 4	4110	Granville, Minn. 12	1223	Granite, Ida. 52	3344
Alfred, N. D. 6	1886	Bluffton, Minn. 1	1327	Chico, Wash. 61	189	Dehart, Mont. 4	4110	Granville, Minn. 12	1223	Granville, Minn. 12	1223
Algona, Ida. 54	2180	Blum, Mont. 35	3433	Chenoa Creek, Wash. 59	2345	Deism, N. D. 2	1603	Grand Falls, Minn. 20	961	Grass Valley, N. D. 29	1928
Alice, N. D. 21	1129	Bluffton, Minn. 1	1327	Chenoa Creek, Wash. 59	2345	Deism, N. D. 2	1603	Grass Valley, N. D. 29	1928	Grass Valley, N. D. 29	1928
Alliance, Neb. 8	3969	Bolack, N. D. 18	839	Chenoa Creek, Wash. 59	2345	Deism, N. D. 2	1603	Grass Valley, N. D. 29	1928	Grass Valley, N. D. 29	1928
Allard, Mont. 2	2250	Bonny, Mont. 4	3291	Chenoa Creek, Wash. 59	2345	Deism, N. D. 2	1603	Grass Valley, N. D. 29	1928	Grass Valley, N. D. 29	1928
Allouez, Wis. 15	636	Bonny, Mont. 4	3291	Chenoa Creek, Wash. 59	2345	Deism, N. D. 2	1603	Grass Valley, N. D. 29	1928	Grass Valley, N. D. 29	1928
Almora, Wash. 50	643	Bothell, Wash. 57	42	Chenoa Creek, Wash. 59	2345	Deism, N. D. 2	1603	Grass Valley, N. D. 29	1928	Grass Valley, N. D. 29	1928
Almota, Wash. 52	601	Boulder, Colo. 9	9	Chenoa Creek, Wash. 59	2345	Deism, N. D. 2	1603	Grass Valley, N. D. 29	1928	Grass Valley, N. D. 29	1928
Aloha, Wash. 62	65	Boward, Ida. 51	1814	Chenoa Creek, Wash. 59	2345	Deism, N. D. 2	1603	Grass Valley, N. D. 29	1928	Grass Valley, N. D. 29	1928
Amber, Wash. 7	2220	Bowdon, N. D. 25	1813	Chenoa Creek, Wash. 59	2345	Deism, N. D. 2	1603	Grass Valley, N. D. 29	1928	Grass Valley, N. D. 29	1928
Anacoda, Mont. 42	5331	Bryant, N. D. 18	839	Chenoa Creek, Wash. 59	2345	Deism, N. D. 2	1603	Grass Valley, N. D. 29	1928	Grass Valley, N. D. 29	1928
Anoka, Minn. 1	830	Boyd, Mont. 33	4014	Chenoa Creek, Wash. 59	2345	Deism, N. D. 2	1603	Grass Valley, N. D. 29	1928	Grass Valley, N. D. 29	1928
Antelope, N. D. 2	2418	Boyle, N. D. 21	2424	Chenoa Creek, Wash. 59	2345	Deism, N. D. 2	1603	Grass Valley, N. D. 29	1928	Grass Valley, N. D. 29	1928
Anton, Wis. 13	81	Bozeman, Mont. 3, 4	4761	Chenoa Creek, Wash. 59	2345	Deism, N. D. 2	1603	Grass Valley, N. D. 29	1928	Grass Valley, N. D. 29	1928
Apex, Ore. 55	1909	Bradley, Mont. 4	4536	Chenoa Creek, Wash. 59	2345	Deism, N. D. 2	1603	Grass Valley, N. D. 29	1928	Grass Valley, N. D. 29	1928
Ardmore, So. Dak. 8	3558	Brady, Wash. 2	1211	Chenoa Creek, Wash. 59	2345	Deism, N. D. 2	1603	Grass Valley, N. D. 29	1928	Grass Valley, N. D. 29	1928
Arena, N. D. 24	1883	Brady, Wash. 2	1211	Chenoa Creek, Wash. 59	2345	Deism, N. D. 2	1603	Grass Valley, N. D. 29	1928	Grass Valley, N. D. 29	1928
Arlee, Mont. 5, 4	830	Brady, Wash. 2	1211	Chenoa Creek, Wash. 59	2345	Deism, N. D. 2	1603	Grass Valley, N. D. 29	1928	Grass Valley, N. D. 29	1928
Arlington, Wash. 57	108	Bradenridge, Minn. 20	961	Chenoa Creek, Wash. 59	2345	Deism, N. D. 2	1603	Grass Valley, N. D. 29	1928	Grass Valley, N. D. 29	1928
Arrow, Ida. 51, 53	820	Breien, N. D. 28	1699	Chenoa Creek, Wash. 59	2345	Deism, N. D. 2	1603	Grass Valley, N. D. 29	1928	Grass Valley, N. D. 29	1928
Ashland, Wis. 15	673	Bremerton, Wash. 59A	12	Chenoa Creek, Wash. 59	2345	Deism, N. D. 2	1603	Grass Valley, N. D. 29	1928	Grass Valley, N. D. 29	1928
Ashland Jct., Wis. 15	642	Bremerton Jct., Wash. 59A	12	Chenoa Creek, Wash. 59	2345	Deism, N. D. 2	1603	Grass Valley, N. D. 29	1928	Grass Valley, N. D. 29	1928
Astoria, Ore. 66	12	Brewer, Mont. 4	3944	Chenoa Creek, Wash. 59	2345	Deism, N. D. 2	1603	Grass Valley, N. D. 29	1928	Grass Valley, N. D. 29	1928
Ashbach, Kan. 55	1711	Bridger, Mont. 35, 36	3649	Chenoa Creek, Wash. 59	2345	Deism, N. D. 2	1603	Grass Valley, N. D. 29	1928	Grass Valley, N. D. 29	1928
Athens, Ore. 55	2390	Brimmade, N. D. 25	1640	Chenoa Creek, Wash. 59	2345	Deism, N. D. 2	1603	Grass Valley, N. D. 29	1928	Grass Valley, N. D. 29	1928
Athol, Idaho 5	1147	Brisban, Mont. 38	4695	Chenoa Creek, Wash. 59	2345	Deism, N. D. 2	1603	Grass Valley, N. D. 29	1928	Grass Valley, N. D. 29	1928
Atkinson, Minn. 10	344	Bristol, Wash. 61	1802	Chenoa Creek, Wash. 59	2345	Deism, N. D. 2	1603	Grass Valley, N. D. 29	1928	Grass Valley, N. D. 29	1928
Attalia, Wash. 55, 56	1312	Brockway, Mont. 3	2576	Chenoa Creek, Wash. 59	2345	Deism, N. D. 2	1603	Grass Valley, N. D. 29	1928	Grass Valley, N. D. 29	1928
Auburn, Wash. 6, 6a, 59	1312	Broken Bow, Neb. 8	1101	Chenoa Creek, Wash. 59	2345	Deism, N. D. 2	1603	Grass Valley, N. D. 29	1928	Grass Valley, N. D. 29	1928
Audubon, Minn. 1	4762	Brownell, Minn. 10	1101	Chenoa Creek, Wash. 59	2345	Deism, N. D. 2	1603	Grass Valley, N. D. 29	1928	Grass Valley, N. D. 29	1928
Aurora, Ill. 11	4694	Bruce, Wash. 1	1191	Chenoa Creek, Wash. 59	2345	Deism, N. D. 2	1603	Grass Valley, N. D. 29	1928	Grass Valley, N. D. 29	1928
Aurora, Neb. 8	4762	Brule, Wis. 15	992	Chenoa Creek, Wash. 59	2345	Deism, N. D. 2	1603	Grass Valley, N. D. 29	1928	Grass Valley, N. D. 29	1928
Austin, Mont. 4	4694	Brush Prairie, Wash. 59	12	Chenoa Creek, Wash. 59	2345	Deism, N. D. 2	1603	Grass Valley, N. D. 29	1928	Grass Valley, N. D. 29	1928
Avon, Mont. 4	4694	Brush Prairie, Wash. 59	12	Chenoa Creek, Wash. 59	2345	Deism, N. D. 2	1603	Grass Valley, N. D. 29	1928	Grass Valley, N. D. 29	1928
		Brush Prairie, Wash. 59	12	Chenoa Creek, Wash. 59	2345	Deism, N. D. 2	1603	Grass Valley, N. D. 29	1928	Grass Valley, N. D. 29	1928
		Buchanan, N. D. 24, 25	1552	Chenoa Creek, Wash. 59	2345	Deism, N. D. 2	1603	Grass Valley, N. D. 29	1928	Grass Valley, N. D. 29	1928
		Buckley, Wash. 4	722	Chenoa Creek, Wash. 59	2345	Deism, N. D. 2	1603	Grass Valley, N. D. 29	1928	Grass Valley, N. D. 29	1928
		Bucoda, Wash. 6a, 61	255	Chenoa Creek, Wash. 59	2345	Deism, N. D. 2	1603	Grass Valley, N. D. 29	1928	Grass Valley, N. D. 29	1928
		Buena, Wash. 59b	787	Chenoa Creek, Wash. 59	2345	Deism, N. D. 2	1603	Grass Valley, N. D. 29	1928	Grass Valley, N. D. 29	1928
		Buffalo, Wash. 59	875	Chenoa Creek, Wash. 59	2345	Deism, N. D. 2	1603	Grass Valley, N. D. 29	1928	Grass Valley, N. D. 29	1928
		Buffington, Minn. 18	787	Chenoa Creek, Wash. 59	2345	Deism, N. D. 2	1603	Grass Valley, N. D. 29	1928	Grass Valley, N. D. 29	1928
		Bull Mountain, Mont. 3	2848	Chenoa Creek, Wash. 59	2345	Deism, N. D. 2	1603	Grass Valley, N. D. 29	1928	Grass Valley, N. D. 29	1928
		Bundy, Ida. 52	1287	Chenoa Creek, Wash. 59	2345	Deism, N. D. 2	1603	Grass Valley, N. D. 29	1928	Grass Valley, N. D. 29	1928
		Bunker, Wash. 61	230	Chenoa Creek, Wash. 59	2345	Deism, N. D. 2	1603	Grass Valley, N. D. 29	1928	Grass Valley, N. D. 29	1928
		Burbank, Wash. 56	342	Chenoa Creek, Wash. 59	2345	Deism, N. D. 2	1603	Grass Valley, N. D. 29	1928	Grass Valley, N. D. 29	1928
		Burke, N. D. 27	1834	Chenoa Creek, Wash. 59	2345	Deism, N. D. 2	1603	Grass Valley, N. D. 29	1928	Grass Valley, N. D. 29	1928
		Burke, Idaho 6	3755	Chenoa Creek, Wash. 59	2345	Deism, N. D. 2	1603	Grass Valley, N. D. 29	1928	Grass Valley, N. D. 29	1928
		Burleigh, N. D. 2	1725	Chenoa Creek, Wash. 59	2345	Deism, N. D. 2	1603	Grass Valley, N. D. 29	1928	Grass Valley, N. D. 29	1928
		Burlington, Ia. 8	1983	Chenoa Creek, Wash. 59	2345	Deism, N. D. 2	1603	Grass Valley, N. D. 29	1928	Grass Valley, N. D. 29	1928
		Burns, Mont. 31	1983	Chenoa Creek, Wash. 59	2345	Deism, N. D. 2	1603	Grass Valley, N. D. 29	1928	Grass Valley, N. D. 29	1928
		Burns, Wash. 57	1131	Chenoa Creek, Wash. 59	2345	Deism, N. D. 2	1603	Grass Valley, N. D. 29	1928	Grass Valley, N. D. 29	1928
		Burr, N. D. 38	2380	Chenoa Creek, Wash. 59	2345	Deism, N. D. 2	1603	Grass Valley, N. D. 29	1928	Grass Valley, N. D. 29	1928
		Burtrum, Minn. 19	1269	Chenoa Creek, Wash. 59	2345	Deism, N. D. 2	1603	Grass Valley, N. D. 29	1928	Grass Valley, N. D. 29	1928
		Butte, Mont. 4, 13, 40	5485	Chenoa Creek, Wash. 59	2345	Deism, N. D. 2	1603	Grass Valley, N. D. 29	1928	Grass Valley, N. D. 29	1928
		Butteville, N. D. 22	1173	Chenoa Creek, Wash. 59	2345	Deism, N. D. 2	1603	Grass Valley, N. D. 29	1928	Grass Valley, N. D. 29	1928
		Byron, Wash. 6	694	Chenoa Creek, Wash. 59	2345	Deism, N. D. 2	1603	Grass Valley, N. D. 29	1928	Grass Valley, N. D. 29	1928
				Chenoa Creek, Wash. 59	2345	Deism, N. D. 2	1603	Grass Valley, N. D. 29			

INDEX TO STATIONS—Continued

Table No.	Altitude	Table No.	Altitude	Table No.	Altitude	Table No.	Altitude	Table No.	Altitude	Table No.	Altitude
Holker, Mont. 41	3860	Labelle, Minn. 1	1300	Manitoba Jct., Minn. 1	18	Newlon, Mont. 312	1928	Plateau, Mont. 47	2995	St. Agathe, Man. 18	...
Homan, Wash. 219	219	Lacey, Wash. 59	183	New Prairie, Minn. 190	1207	Plaza, Wash. 51	2350	St. Clair, Wn. 6a. 59	136	St. Cloud, Minn. 1, 18	1027
Honestake, Mont. 4	6329	Le Crose, Wis. 1	...	New Rockford, N. D. 25	1157	Pleasant View, Wash. 56	1435	St. Helena, Ore. 66	105	St. Ignace, Mont. 45	...
Honeyford, N. D. 18	829	Lake, Wash. 57	30	New Salem, N. D. 2	1265	Plum, Wash. 61	729	St. Joseph, Mo. 8	...	St. Joseph, Mo. 8	...
Hood, Wash. 107	107	Lake Huber, Minn. 16	1206	Newton, Mont. 3	2903	Plymouth, Wash. 7	290	St. Paul, Minn. 1, 10	2640	St. Regis, Mont. 47	...
Hooper, Wash. 7	1242	Lake Park, Minn. 1	1321	New York Mills, Minn. 1	1413	Pokane, Wis. 13	694	St. Vrain, Colo. 19	...	Sage, Wyo. 18	...
Hope, Ida. 5	2075	Lakeview, Wash. 59	...	Nibbe, Mont. 31	2892	Polson, Mont. 45	2935	St. Vincent, Mont. 47	...	Sage, Wyo. 18	...
Hoppers, Mont. 34	5153	Lake Williams, N.D. 24	1791	Nichols, Mont. 3, 37	2556	Pomona, Wash. 61	1148	St. Vincent, Mont. 47	...	Sage, Wyo. 18	...
Houquim, Wash. 59	60	Lalle, N. D. 23	1367	Nimrod, Mont. 4	3700	Pompey's Pillar, Mont. 3	5443	St. Vincent, Mont. 47	...	Sage, Wyo. 18	...
Horace, N. D. 22	918	Lamar, Wash. 56	843	Nine Mile, Mont. 4	2991	Portage Jct., Man. 18	984	St. Vincent, Mont. 47	...	Sage, Wyo. 18	...
Horton, Mont. 3	2401	Lantford, Wash. 7	1951	Nisqually, Wash. 6a, 59	85	Porter, Wash. 59	54	St. Vincent, Mont. 47	...	Sage, Wyo. 18	...
Hot Springs, Wash. 6	1532	Lantry, Mont. 34	1232	Nisswa, Minn. 16	1232	Portland, Ore. 5, 6, 6a, 7, 13, 56, 60	30	St. Vincent, Mont. 47	...	Sage, Wyo. 18	...
Hover, Wash. 71	346	Lansford, Minn. 13	2509	North Bend, Wash. 57a	443	Post, Mont. 46	3161	St. Vincent, Mont. 47	...	Sage, Wyo. 18	...
Hoving, N. D. 20	1190	Lansford, Wash. 7	1951	North Bonneville, Wash. 7	87	Post Falls, Ida. 1	4389	St. Vincent, Mont. 47	...	Sage, Wyo. 18	...
Howard, Mont. 3	2586	Larson, Ida. 34	3485	North Branch, Minn. 10	899	Prayer, Mont. 38	4855	St. Vincent, Mont. 47	...	Sage, Wyo. 18	...
Howell, Ida. 3	2124	Laurel, Mont. 3, 9, 33	3297	North Dalles, Wash. 3	129	Preston, Wash. 57a	496	St. Vincent, Mont. 47	...	Sage, Wyo. 18	...
Hoyt, Mont. 3	2124	Laurin, Mont. 41	5053	North Plains, Ore. 16	1428	Price, N. D. 29	1681	St. Vincent, Mont. 47	...	Sage, Wyo. 18	...
Huff, N. D. 28	1655	Lavinia, Minn. 16	1372	North Platte, Neb. 18	1031	Prindle, Wash. 7	54	St. Vincent, Mont. 47	...	Sage, Wyo. 18	...
Hugo, Minn. 10	937	Leavenworth, Kan. 8	1472	Northport, Ore. 6a, 7	49	Prosser, Wash. 32	662	St. Vincent, Mont. 47	...	Sage, Wyo. 18	...
Humphrey, Wash. 6	1206	Lebanon, Wash. 61	189	No. Portland, Ore. 6a, 7	49	Prosser, Wash. 32	662	St. Vincent, Mont. 47	...	Sage, Wyo. 18	...
Huntley, Mont. 3	8	Lee, Minn. 18	1146	No. Prosser, Wash. 59b	2178	Pullman, Wash. 51	2349	St. Vincent, Mont. 47	...	Sage, Wyo. 18	...
Huntsville, Wash. 56	1362	Lee, Wash. 54	1103	Noxon, Mont. 5	2178	Pullman Jct., Wash. 51	2369	St. Vincent, Mont. 47	...	Sage, Wyo. 18	...
Hurdfield, N. D. 25	1904	Leeds, N. D. 25	1509	Oakes, N. D. 20, 22, 26	1313	Puyallup, Wash. 6, 6a, 59	46	St. Vincent, Mont. 47	...	Sage, Wyo. 18	...
Huson, Mont. 47	3017	Leewards, Wash. 56	648	Oakesdale, Wash. 51	2455	Quartz, Mont. 47	2876	St. Vincent, Mont. 47	...	Sage, Wyo. 18	...
Hyannis, Neb. 8	3732	Lehigh, N. D. 2	2352	Oak Lake, Minn. 11	1362	Quebec, Mont. 3	3797	St. Vincent, Mont. 47	...	Sage, Wyo. 18	...
Hyattson, Mont. 3	2653	Lenore, Ida. 53	144	Oakville, Wash. 59	1561	Race Track, Mont. 4	4700	St. Vincent, Mont. 47	...	Sage, Wyo. 18	...
		Lennox, Wash. 16	1181	Oberon, Wyo. 19	1971	Rainier, Wash. 61	4301	St. Vincent, Mont. 47	...	Sage, Wyo. 18	...
		Leonard, N. D. 22	1053	Odair, Wash. 50	1716	Ralston, Wyo. 91	2680	St. Vincent, Mont. 47	...	Sage, Wyo. 18	...
		Leola, Wash. 6	1612	Oden, Ida. 51	2122	Ramsay, Mont. 42	2680	St. Vincent, Mont. 47	...	Sage, Wyo. 18	...
		Letellier, Man. 18	455	Odessa, N. D. 28	2329	Ramsey, Ida. 5	2380	St. Vincent, Mont. 47	...	Sage, Wyo. 18	...
		Levee, Wash. 4	3897	Olequa, Wash. (Ryder-wood) 69	113	Ranchester, Wyo. 81	2680	St. Vincent, Mont. 47	...	Sage, Wyo. 18	...
		Lewiston, Ida. 51, 52, 53	736	Olympia, Wash. 6a, 59	3097	Randall, Minn. 1	1179	St. Vincent, Mont. 47	...	Sage, Wyo. 18	...
		Lichty, Wash. 59b	732	Omaha, Neb. 8	1037	Rapelje, Mont. 34	4071	St. Vincent, Mont. 47	...	Sage, Wyo. 18	...
		Lignite, Ida. 51	2107	Onslow, Wash. 60	84	Rapids, Mont. 31	3495	St. Vincent, Mont. 47	...	Sage, Wyo. 18	...
		Lincoln, Minn. 1	1283	Orilla, Wash. 59	130	Rathdrum, Ida. 5	2701	St. Vincent, Mont. 47	...	Sage, Wyo. 18	...
		Lincoln, Neb. 8	1148	Oronofino, Ida. 53	1019	Ravalli, Mont. 5	2407	St. Vincent, Mont. 47	...	Sage, Wyo. 18	...
		Lind, Wash. 5	1362	Orting, Wash. 1	191	Ravensdale, Wash. 6	616	St. Vincent, Mont. 47	...	Sage, Wyo. 18	...
		Lindsay, Mont. 32	2686	Osborn, Mont. 3	3005	Raymond, Wash. 61	9	St. Vincent, Mont. 47	...	Sage, Wyo. 18	...
		Linton, Ore. 66	39	Osgood, N. D. 22	911	Rea, Mont. 21	2536	St. Vincent, Mont. 47	...	Sage, Wyo. 18	...
		Linton, N. D. 27	1712	Oso, Wash. 57	197	Reardan, Mont. 50	2407	St. Vincent, Mont. 47	...	Sage, Wyo. 18	...
		Lisbon, N. D. 22	1096	Ostrander, Wash. 6a	69	Redd, Wash. 7	467	St. Vincent, Mont. 47	...	Sage, Wyo. 18	...
		Litchville, N. D. 21	1468	Outlook, Wash. 59b	771	Red Lake Falls, Minn. 18	1041	St. Vincent, Mont. 47	...	Sage, Wyo. 18	...
		Littell, Wash. 61	192	Owens, Mont. 31	2295	Red Lodge, Mont. 3, 33	5535	St. Vincent, Mont. 47	...	Sage, Wyo. 18	...
		Little Falls, Minn. 1, 16	1112	Pacific Beach, Wash. 60	40	Redmond, Ore. 65	2988	St. Vincent, Mont. 47	...	Sage, Wyo. 18	...
		Littlefork, Minn. 16	1122	Packwood, Wash. 56	1085	Redmond, Wash. 57a	43	St. Vincent, Mont. 47	...	Sage, Wyo. 18	...
		Littleton, Colo. 9	4947	Pahua, Wash. 5	1569	Red Point, Mont. 3	3744	St. Vincent, Mont. 47	...	Sage, Wyo. 18	...
		Livestock, Mont. 3	4500	Palmer, Wash. 5	850	Reed, Wash. 6	1400	St. Vincent, Mont. 47	...	Sage, Wyo. 18	...
		Lockwood, Mont. 31	3071	Palmer Jct., Wash. 8	885	Reefers, N. D. 26	1014	St. Vincent, Mont. 47	...	Sage, Wyo. 18	...
		Loch Grass, Mont. 81	3071	Palouse, Wash. 51	2432	Reformatory, Minn. 11	1014	St. Vincent, Mont. 47	...	Sage, Wyo. 18	...
		Lorech, Minn. 13	1239	Parades, Ida. 53	1432	Regan, N. D. 24	2031	St. Vincent, Mont. 47	...	Sage, Wyo. 18	...
		Logan, Mont. 4	4104	Paradise, Wash. 5	2487	Renova, Wash. 41	4332	St. Vincent, Mont. 47	...	Sage, Wyo. 18	...
		Lombard, Mont. 4	3967	Park, Wash. 57	31	Rektor, Wash. 4	37	St. Vincent, Mont. 47	...	Sage, Wyo. 18	...
		Long, Wash. 56	1462	Park City, Mont. 3	3397	Reser, Wash. 56	1349	St. Vincent, Mont. 47	...	Sage, Wyo. 18	...
		Longmont, Col. 9	4947	Parker, Wash. 6	924	Reubens, Ida. 52	351	St. Vincent, Mont. 47	...	Sage, Wyo. 18	...
		Longview, Wash. 6a	30	Parkhurst, N. D. 25	1504	Reynolds, Mont. 3	3960	St. Vincent, Mont. 47	...	Sage, Wyo. 18	...
		Lookout, Mont. 47	4721	Parkway, Wash. 19	1504	Rice, Minn. 1	1064	St. Vincent, Mont. 47	...	Sage, Wyo. 18	...
		Lothrop, Mont. 47	2964	Parso, Wash. 5, 6, 7, 13	347	Richardson, N. D. 2	2468	St. Vincent, Mont. 47	...	Sage, Wyo. 18	...
		Lolo, Mont. 46	3185	Pasco, Wash. 5, 6, 7, 13	1940	Richdale, Minn. 61	1397	St. Vincent, Mont. 47	...	Sage, Wyo. 18	...
		Los Angeles, Cal. 64	293	Pateon, Wash. 7	272	Ridger, N. D. 2	2389	St. Vincent, Mont. 47	...	Sage, Wyo. 18	...
		Louisville, Mont. 4	4139	Peacock, Wash. 54	1016	Ridgefield, Wash. 6a	41	St. Vincent, Mont. 47	...	Sage, Wyo. 18	...
		Lowell, Wash. 57	1215	Peak, N. D. 21	1412	Rifle, Wash. 56	1249	St. Vincent, Mont. 47	...	Sage, Wyo. 18	...
		Lucca, N. D. 21	1215	Peck, Idaho 21	2142	Ring, Ore. 55	912	St. Vincent, Mont. 47	...	Sage, Wyo. 18	...
		Luce, Minn. 1	1376	Pe Ell, Wash. 61	412	Riparia, Wash. 52	550	St. Vincent, Mont. 47	...	Sage, Wyo. 18	...
		Lyle, Wash. 7	1733	Pedigo, Wash. 56	721	Ritell, Wash. 52	1128	St. Vincent, Mont. 47	...	Sage, Wyo. 18	...
		Lyons, N. D. 2	1733	Pembina, N. D. 18	789	Ritzville, Wash. 5	1814	St. Vincent, Mont. 47	...	Sage, Wyo. 18	...
				Penawawa, Wash. 52	613	River, Wash. 47	291	St. Vincent, Mont. 47	...	Sage, Wyo. 18	...
				Pendleton, Ore. 55	1053	Robert, Mont. 33	4570	St. Vincent, Mont. 47	...	Sage, Wyo. 18	...
				Peridot, Wash. 18	1280	Robinson, N. D. 24	1772	St. Vincent, Mont. 47	...	Sage, Wyo. 18	...
				Perpetua, Minn. 18	1057	Rochester, Wash. 60	143	St. Vincent, Mont. 47	...	Sage, Wyo. 18	...
				Perham, Minn. 1	1370	Rock Creek, Minn. 10	943	St. Vincent, Mont. 47	...	Sage, Wyo. 18	...
				Perma, Mont. 3	2069	Rodna, Wash. 7	2104	St. Vincent, Mont. 47	...	Sage, Wyo. 18	...
				Perry, Wash. 52	523	Rogers, N. D. 23	1423	St. Vincent, Mont. 47	...	Sage, Wyo. 18	...
				Persimmon, N. D. 21	956	Ronald, Wash. 58	2381	St. Vincent, Mont. 47	...	Sage, Wyo. 18	...
				Pettibone, N. D. 24	1836	Rosalia, Wash. 51	2215	St. Vincent, Mont. 47	...	Sage, Wyo. 18	...
				Phillbrook, Minn. 1	1248	Rosedub, Mont. 3	2487	St. Vincent, Mont. 47	...	Sage, Wyo. 18	...
				Phillipsburg, Mont. 43	5156	Roslyn, Wash. 58	2255	St. Vincent, Mont. 47	...	Sage, Wyo. 18	...
				Picardville, N. D. 25	1952	Rossville, Minn. 12	1240	St. Vincent, Mont. 47	...	Sage, Wyo. 18	...
				Pine River, W. Mont. 2	1652	Roza, Wyo. 61	315	St. Vincent, Mont. 47	...	Sage, Wyo. 18	...
				Pierce, N. D. 2	1652	Royalton, Minn. 1	1082	St. Vincent, Mont. 47	...	Sage, Wyo. 18	...
				Pier, Wash. 5	1902	Roza, Wash. 61	1250	St. Vincent, Mont. 47	...	Sage, Wyo. 18	...
				Pilchuck, Wash. 57	169	Rush, Wash. 56	951	St. Vincent, Mont. 47	...	Sage, Wyo. 18	...
				Pillager, Minn. 13	1210	Rush City, Minn. 10	921	St. Vincent, Mont. 47	...	Sage, Wyo. 18	...
				Pine City, Minn. 16	1295	Ryderwood, Wash. 6a	143	St. Vincent, Mont. 47	...	Sage, Wyo. 18	...
				Pine River, W. Mont. 2	1652			St. Vincent, Mont. 47	...	Sage, Wyo. 18	...
				Pingree, N. D. 24, 25	1553			St. Vincent, Mont. 47	...	Sage, Wyo. 18	...
				Pipestone, Mont. 42	4706			St. Vincent, Mont. 47	...	Sage, Wyo. 18	...
				Pitt, Wash. 7	370			St. Vincent, Mont. 47	...	Sage, Wyo. 18	...
				Pittsburg, N. D. 18	705			St. Vincent, Mont. 47	...	Sage, Wyo. 18	...
				Placer, Mont. 4	603			St. Vincent, Mont. 47	...	Sage, Wyo. 18	...
				Plains, Mont. 5	2470			St. Vincent, Mont. 47	...	Sage, Wyo. 18	...

†Station is located on line indicated by the table number, but not shown in the table in the folder.

The Vista-Dome NORTH COAST LIMITED—Transcontinental Streamliner

SCHEDULE

No. 25—Daily—West Example of Daily Service		Miles	Detailed schedules between Chicago and Seattle - Tacoma - Portland on pages 8 to 13	No. 26—Daily—East Example of Daily Service	
Central Time					
Sunday	11 30 am	0	Lv. CHICAGO (C. B. & Q.) . Ar.	1 45 pm	Tuesday
"	6 15 pm	427	Ar. ST. PAUL Lv.	7 00 am	"
"	6 40 pm	0	Lv. ST. PAUL, via N. P. Ry. Ar.	6 40 am	"
"	7 05 pm	11	Ar. MINNEAPOLIS Lv.	6 15 am	"
"	7 10 pm	11	Lv. MINNEAPOLIS Ar.	6 10 am	"
"	5 35 pm	0	Lv. DULUTH Ar.	7 30 am	Tuesday
"	5 46 pm	4	Lv. SUPERIOR Ar.	7 14 am	"
Sunday	11 20 pm	252	Ar. Fargo Ar.	1 42 am	Tuesday
Monday	1 01 am	344	Ar. Jamestown Lv.	12 07 am	"
"	2 49 am	446	Ar. Bismarck Lv.	10 19 pm	Monday
Mountain Time					
"	2 06 am	451	Ar. Mandan Ar.	9 02 pm	"
"	3 57 am	552	Ar. Dickinson Lv.	7 15 pm	"
"	5 57 am	657	Ar. Glendive Lv.	5 15 pm	"
"	7 27 am	736	Ar. Miles City Lv.	3 44 pm	"
"	8 24 am	781	Ar. Forsyth Lv.	2 52 pm	"
"	10 18 am	883	Ar. Billings Lv.	1 03 pm	"
Monday	12 30 pm	999	Ar. Livingston Lv.	10 51 am	Monday
"	a 2 30 pm	Ar. Gardiner Lv.	a 9 10 am	"
Yellowstone Park					
"	a 9 10 am	Lv. Gardiner Ar.	a 2 30 pm	"
Monday	3 50 pm	1121	Ar. Helena Lv.	7 10 am	Monday
"	3 49 pm	1118	Ar. Butte Lv.	7 35 am	"
"	6 11 pm	1238	Ar. Missoula Lv.	5 15 am	"
Pacific Time					
"	10 45 pm	1496	Ar. Spokane Lv.	10 45 pm	Sunday
Tuesday	1 33 am	1642	Ar. PASCO via N. P. Ry. Lv.	7 50 pm	"
"	3 37 am	1731	Ar. YAKIMA Lv.	5 50 pm	"
"	4 41 am	1768	Ar. ELLENSBURG Lv.	4 45 pm	"
"	8 00 am	1892	Ar. SEATTLE (King St. Sta.) Lv.	1 30 pm	"
"	7 55 am	1889	Ar. TACOMA Lv.	1 15 pm	Sunday

Spokane-Portland

Monday	10 53 pm	0	Lv. Spokane (N. P. Ry.) Ar.	10 38 pm	Sunday
Tuesday	3 10 am	146	Lv. Pasco (S. P. & S. Ry.) Ar.	7 15 pm	"
"	7 30 am	379	Ar. Portland Lv.	3 00 pm	"
via S. P. & S. Ry.					

California Via Puget Sound

458 Daily		408 Daily		402 Daily		Pacific Time		401 Daily		407 Daily	
Tu.	4 45	Tu.	12 30	Tu.	11 45	Lv. Seattle Ar.	5 45	Su.	1 40	Su.	
Tu.	5 52	Tu.	1 26	We.	1 15	Lv. Tacoma Ar.	4 10	Su.	12 41	Su.	
Tu.	9 15	Tu.	4 30	We.	5 45	Ar. Portland Lv.	11 45	Sa.	9 40	Su.	
19 Daily		11 Daily		9 Daily		Southern Pacific		20 Daily		10 Daily	
Tu.	10 05	Tu.	4 45	Tu.	7 45	Lv. Portland Ar.	7 55	Sa.	11 30	Su.	9 20
We.	7 45	We.	8 35	Tu.	10 55	Ar. Oakland Pier Lv.	8 35	Fri.	8 15	Su.	5 33
We.	8 20	We.	9 15	Tu.	11 30	Ar. San Francisco Lv.	8 00	Fri.	7 45	Su.	5 00
Th.	10 30	We.	7 25	We.	10 30	Ar. Los Angeles Lv.	7 20	Fri.	5 50	Sa.	7 20

a—During Park Season, June 20-Sept. 8.



You'll like the
Vista-Dome
NORTH COAST LIMITED

EQUIPMENT

TRAIN No. 25 (Westbound) (Operates via Butte)

Observation Lounge Sleeping Car—
Chicago to Seattle, 4 Double Bedrooms, 1 Compartment, Lounge-Buffer, Radio. (Car 259.)
Pasco to Portland, via S. P. & S.

Pullman Standard Sleeping Cars—
Chicago to Portland, Vista-Dome, 4 Double Bedrooms, 4 Duplex Single Rooms, 4 Roomettes. (Car 258.) (Via S. P. & S. Ry. Pasco to Portland.)
Chicago to Portland, 4 Duplex Roomettes, 1 Compartment, 3 Double Bedrooms, 6 Roomettes. (Car 257.) (S. P. & S. Ry. Pasco to Portland.)
Chicago to Seattle, Vista-Dome, 4 Double Bedrooms, 4 Duplex Single Rooms, 4 Roomettes. (Car 256.)
Chicago to Seattle, 6 Roomettes, 4 Double Bedrooms, 8 Duplex Roomettes. (Car 255.)

Dining Car—
Chicago to Seattle.
Pasco to Portland, via S. P. & S.
(For detail of meal prices and sample menus, see Page 4.)

Vista-Dome Reclining Chair Coaches (Leg rests).
Chicago to Portland. (Car C-252.)
(Via S. P. & S. Ry. Pasco to Portland.)
Chicago to Seattle. (Car C-250.)
Seats in Dome sections are not reserved. All other seats are reserved, at no additional cost.

Reclining Chair Coaches—(Leg rests)
All seats reserved at no additional charge.
Chicago to Seattle (2 cars). (Car C-251, C-253.)

Coach-Buffer-Lounge—
Chicago to Seattle. Radio, Sandwiches, Beverages.

TRAIN No. 26 (Eastbound) (Operates via Butte)

Observation Lounge Sleeping Car—
Seattle to Chicago, 4 Double Bedrooms, 1 Compartment, Lounge-Buffer, Radio. (Car 269.)
Portland to Pasco, via S. P. & S.

Pullman Standard Sleeping Cars—
Portland to Chicago, Vista-Dome, 4 Double Bedrooms, 4 Duplex Single Rooms, 4 Roomettes. (Via S. P. & S. Ry. Portland to Pasco.) (Car 268.)
Portland to Chicago, 8 Duplex Roomettes, 1 Compartment, 3 Double Bedrooms, 6 Roomettes. (Via S. P. & S. Ry. Portland to Pasco.) (Car 267.)
Seattle to Chicago, Vista-Dome, 4 Double Bedrooms, 4 Duplex Single Rooms, 4 Roomettes. (Car 266.)
Seattle to Chicago, 6 Roomettes, 4 Double Bedrooms, 8 Duplex Roomettes. (Car 265.)

Dining Car—
Seattle to Chicago.
Portland to Pasco, via S. P. & S.
(For detail of meal prices and sample menus, see Page 4.)

Vista-Dome Reclining Chair Coaches (Leg rests).
Portland to Chicago. (Car C-262.)
(Via S. P. & S. Portland to Pasco.)
Seattle to Chicago. (Car C-260.)
Seats in Dome sections are not reserved. All other seats are reserved at no additional cost.

Reclining Chair Coaches—(Leg rests).
All seats reserved at no additional charge.
Seattle to Chicago (2 cars). (Car C-261, C-263.)

Coach-Buffer-Lounge—
Seattle to Chicago.
Radio, Sandwiches, Beverages.

The Mainstreeter—Transcontinental Schedules and Equipment

SCHEDULE

No. 1 Daily—West Example of Daily Service			Miles	No. 2 Daily—East Example of Daily Service		
Su.	11 00 PM	0	Lv CHICAGO(C B.&Q.)	Central Time	Ar	8 00 AM
Mo.	8 40 AM	427	Lv ST. PAUL, via N. P. Ry.	"	Ar	11 00 PM
"	9 15 AM	11	Lv MINNEAPOLIS	"	Ar	10 27 "
"	7 25 AM	0	Lv DULUTH	"	Ar	11 50 PM
"	7 39 "	4	Lv SUPERIOR	"	Ar	11 29 "
"	11 51 AM	141	Lv Staples	"	Ar	7 40 PM
"	2 20 PM	252	Ar Fargo	"	Ar	5 10 "
"	4 20 "	344	Ar Jamestown	"	Lv	3 10 "
"	6 20 "	446	Ar Bismarck	"	Lv	1 25 "
"	5 47 "	451	Ar Mandan	Mountain Time	Lv	12 58 "
"	8 05 "	552	Ar Dickinson	"	Ar	9 53 AM
"	10 28 "	657	Ar Glendive	"	Lv	7 43 "
Tu.	12 35 AM	736	Ar Miles City	"	Lv	5 27 "
"	1 43 "	781	Ar Forsyth	"	Lv	4 23 "
"	4 00 "	883	Ar Billings	"	Lv	2 10 "
Tu.	a 9 15 AM	942	Ar Red Lodge	"	Lv	a 4 45 PM
Tu.	7 15 AM	999	Ar Livingston	"	Lv	11 15 PM
Tu.	a 10 15 AM	1053	Ar Gardiner (Yell. Park)	"	Lv	a 7 30 PM
Tu.	11 35 AM	1121	Ar Helena	"	Lv	7 15 PM
Tu.	11 50 AM	1118	Ar Butte	"	Lv	6 55 PM
Tu.	3 40 PM	1238	Ar Missoula	"	Lv	3 30 PM
"	7 52 "	1456	Ar Athol	Pacific Time	Lv	9 20 AM
"	8 45 "	1496	Ar Spokane	"	Lv	8 35 "
"	9 10 "	1496	Lv Spokane	"	Ar	8 10 "
Wd.	6 00 AM	1876	Ar PORTLAND, via S.P.&S.Ry.	"	Lv	10 00 PM
Wd.	12 15 AM	1642	Ar PASCO, via N. P. Ry.	"	Lv	5 10 AM
"	2 40 "	1731	Ar YAKIMA	"	Lv	2 40 "
"	4 03 "	1768	Ar ELLENSBURG	"	Lv	1 20 "
"	7 50 "	1892	Ar SEATTLE	"	Lv	9 35 PM
"	8 05 "	1889	Ar TACOMA	"	Lv	9 10 "

PUGET SOUND—MISSISSIPPI VALLEY

29-1 Example of Daily Service		43-1 Example of Daily Service		Via C. B. & O. R. R. N. P. Ry. Central Time		2-42-20 Example of Daily Service		26-30 Example of Daily Service	
.....	Sun.	6 30 PM	Lv Kansas City	Ar	1 10 PM	Wed.
.....	Sun.	10 20 PM	Lv Omaha	Ar	8 40 AM	Wed.
.....	Mon.	12 05 AM	Lv Lincoln	Ar	7 10 AM	Wed.
.....	Mon.	6 55 PM	Ar Billings	Lv	11 00 AM	Tues.
Sun.	9 20 PM	Lv Denver	Ar	7 40 AM	Tues.
Mon.	1 16 AM	Lv Cheyenne	Ar	3 50 AM	Tues.
Mon.	8 25 AM	Lv Casper	Ar	9 40 PM	Mon.
Mon.	5 26 PM	Ar Billings	Lv	1 00 PM	Mon.
Tues.	4 25 AM	Tues.	4 25 AM	Lv Billings	Ar	1 45 AM	Tues.	12 53 PM	Mon.
Tues.	7 15 AM	Tues.	7 15 AM	Ar Livingston	Lv	11 15 PM	Mon.	10 51 AM	Mon.
Tues.	11 35 AM	Tues.	11 35 AM	Ar Helena	Lv	7 15 PM	Mon.	7 10 AM	Mon.
Tues.	11 50 AM	Tues.	11 50 AM	Ar Butte	Lv	6 55 PM	Mon.	7 35 AM	Mon.
Tues.	8 45 PM	Tues.	8 45 PM	Ar Spokane	Lv	8 35 AM	Mon.	10 45 PM	Sun.
Wed.	6 00 AM	Wed.	6 00 AM	Ar Portland (S.P.S.)	Lv	10 00 PM	Sun.	3 30 PM	Sun.
Wed.	7 50 AM	Wed.	7 50 AM	Ar Seattle	Lv	9 35 PM	Sun.	1 30 PM	Sun.
Wed.	8 05 AM	Wed.	8 05 AM	Ar Tacoma	Lv	9 10 PM	Sun.	1 15 PM	Sun.

YELLOWSTONE PARK SERVICE FROM CHICAGO

Mainstreeter Example of Daily Trains			During Park Season			Mainstreeter Example of Daily Trains		
.....	Su.	11 00pm	Lv CHICAGO	Central Time	Ar	8 00am	Tu.
.....	Mo.	8 40am	Lv ST. PAUL	Central Time	Ar	11 00pm	Tu.
.....	Mo.	9 15am	Lv MINNEAPOLIS	Central Time	Ar	10 27pm	Tu.
.....	Tu.	4 00am	Ar BILLINGS	"	Lv	2 10am	Tu.
.....	Tu.	a 9 15am	Ar RED LODGE	"	Lv	a 4 45pm	Mo.
.....	Tu.	a 12 45pm	Ar CODY	"	Lv	a 7 45pm	Mo.
.....	Tu.	7 15am	Ar LIVINGSTON	"	Lv	11 15pm	Mo.
.....	Tu.	a 7 35am	Ar LIVINGSTON	"	Ar	a 9 00pm	Mo.
.....	Tu.	a 9 05am	Ar GARDINER (Yellowstone Park)	"	Lv	a 7 30pm	Mo.

YELLOWSTONE SERVICE FROM PACIFIC COAST

No. 2 Example of Daily Trains			During Park Season			No. 1 Example of Daily Trains		
.....	Su.	9 35pm	Lv SEATTLE	"	Ar	7 50am	Tu.
.....	Su.	9 10pm	Lv TACOMA	"	Ar	8 05am	Tu.
.....	Su.	10 00pm	Lv PORTLAND (Via S. P. & S.)	"	Ar	6 00am	Tu.
.....	Mo.	8 35am	Lv SPOKANE	"	Ar	8 45pm	Mo.
.....	Mo.	6 45pm	Ar BUTTE	"	Lv	12 05pm	Mo.
.....	Mo.	7 00pm	Ar HELENA	"	Lv	11 50am	Mo.
.....	Mo.	11 00pm	Ar LIVINGSTON	"	Lv	7 30am	Mo.
.....	Tu.	a 9 05am	Ar GARDINER (Yellowstone Park)	"	Lv	a 7 30pm	Su.

EQUIPMENT

TRAIN No. 1 (Westbound) (Operates via Helena)

Lounge Sleeping Car—

St. Paul to Seattle, 8 Sections, Lounge-Buffer. (Car 106.)

Pullman Standard Sleeping Cars—

Chicago to Seattle, 8 Duplex Roomettes, 1 Compartment, 3 Double Bedrooms, 6 Roomettes. (Car 105.)

Chicago to Billings, 8 Duplex Roomettes, 1 Compartment, 3 Double Bedrooms, 6 Roomettes, (Car 103). (First car leaves Chicago June 18th; last car leaves Chicago Sept. 6th.) (Occupancy to 8:00 a. m.)

Spokane to Portland, 8 Sections, Lounge-Buffer. (Car 30.) (Via S. P. & S. Ry.) At Spokane through passengers will make station to station taxicab transfer at no additional cost.

Walla Walla to Seattle, 10 Sections, 1 Compartment, 1 Drawing Room. (Car 104.) (On train 348 Walla Walla to Pasco.)

Dining Car—St. Paul to Seattle.

(For detail of meal prices and sample menus, see Page 4.)

Reclining Chair Coaches—Chicago to Seattle (Leg Rests). St. Paul to Seattle (leg rests).

St. Paul to Winnipeg (No. 13 from Manitoba Junction).

Spokane to Portland (via S. P. & S. Ry. Pasco to Portland).

TRAIN No. 2 (Eastbound) (Operates via Helena)

Lounge Sleeping Car—

Seattle to St. Paul, 8 Sections, Lounge-Buffer. (Car 206.)

Pullman Standard Sleeping Cars—

Seattle to Chicago. (Car 205.) 8 Duplex Roomettes, 1 Compartment, 3 Double Bedrooms, 6 Roomettes.

Billings to Chicago, 8 Duplex Roomettes, 1 Compartment, 3 Double Bedrooms, 6 Roomettes. (Car 203.) (First car leaves Billings June 21; last car leaves Billings Sept. 9th.) (May be occupied at 9:30 p. m.)

Portland to Spokane, 8 Sections, Lounge-Buffer. (Car 40.) (Via S. P. & S. Ry.) At Spokane through passengers will make station to station taxicab transfer at no additional cost.

Seattle to Walla Walla, 10 Sections, 1 Compartment, 1 Drawing Room. (Car 204.) (On train 347 Pasco to Walla Walla.)

Dining Car—Seattle to St. Paul.

(For detail of meal prices and sample menus, see Page 4.)

Reclining Chair Coaches—Seattle to Chicago (Leg Rests). Seattle to St. Paul (leg rests).

Winnipeg to St. Paul. (On No. 14 to Manitoba Junction.)

Portland to Spokane. (Via S. P. & S. Ry. Portland to Pasco.)

TRAINS Nos. 42-43 (via C. B. & Q.)

Pullman Standard Sleeping Cars

Billings and Omaha, 10 Sections, 1 Drawing Room, 2 Compartment (G-420 eastbound, B-430 westbound).

Dining Car—For all meals.

Reclining Chair Coach—Between Billings-Lincoln-Kansas City.

Nos. 29 and 30 (via C. B. & Q.)

Pullman Standard Sleeping Car—

Between Billings and Denver, Sections, Bedrooms, Compartment (SB Car, B-305; NB Car C-291).

Dining Car Service—

Dinner—southbound.

Breakfast and lunch—northbound.

Reclining Chair Coach—

Between Billings and Denver.

a—Connection is bus operated. Park Season, June 20-Sept. 8, 1955.

All Regularly Assigned Cars Are Air-Conditioned.

Time from 12:01 midnight to 12:00 noon shown in light face type; time from 12:01 noon to 12:00 midnight shown in heavy face type.

Equipment of Principal Local Trains

WEST BOUND

TRAIN No. 3

No. 3—From St. Paul to Glendive—Daily except Saturday—(See Tables No. 1 and 2)

Reclining Seat Coach:—
St. Paul-Minneapolis to Glendive.

No. 5—From Spokane to Seattle—Daily (See Table 5)

Cafe Coach:—Spokane to Seattle.
Reclining Seat Coaches:—Spokane to Seattle.
Pasco to Portland. Via S. P. & S.

No. 11—From St. Paul to International Falls—Daily (See Table 16)

Pullman Standard Sleeping Car:—
St. Paul-Minneapolis to International Falls—6 Section, 6 Double Bedrooms.
(111).

Reclining Seat Coach:—St. Paul-Minneapolis, Brainerd and International Falls.

No. 1-13—St. Paul to Winnipeg (See Table 18)

Reclining Seat Coach:—
St. Paul-Minneapolis to Winnipeg. (On No. 1 to Manitoba Jct.—No. 13 to Winnipeg.)

Cafe Coach:—Fargo to Winnipeg. (From Fargo to Manitoba Jct. on No. 124, thence No. 13.) (Limited meal service.)

No. 55—Motor Train—Daily (See Table 13)
Coach:—Duluth to Staples.

No. 57—Rail Diesel Car—Daily (See Table 13)
New Stainless Steel, Lightweight Coach:—Duluth to Staples.

N. P. 62—Daily, except Sunday (See Table 10)
Reclining Seat Coach:—St. Paul to Duluth.

Soo 62—Daily (See Table 10)
Reclining Seat Coaches:—Minneapolis-St. Paul to Superior-Duluth.

G. N. No. 20—Daily (See Table 10)
Parlor-Lounge Car, Reclining Seat Coaches:—
St. Paul-Minneapolis to Superior-Duluth.

G. N. No. 24—Daily (See Table 10)
Parlor-Lounge Car, Reclining Seat Coaches:—
St. Paul-Minneapolis to Superior-Duluth.

N. P. 66—Daily (See Table 10)
Pullman Standard Sleeping Cars:—
Minneapolis to Superior-Duluth, 10 Section, 1 Compartment, 1 Drawing Room. (660)
Sleeping Cars are ready for occupancy at Minneapolis at 9:00 p. m. and passengers may remain in them until 8:00 a. m.

Reclining Seat Coaches:—Minneapolis-St. Paul to Superior-Duluth.

No. 235-287—Daily (See Table 4)
Coach-Parlor Car:—Logan to Garrison.

No. 311—Rail Diesel Car—Daily (See Table 51)
New Stainless Steel, Lightweight Coach:—Spokane to Lewiston.

No. 347—Daily (See Table 56)
Pullman Standard Sleeping Car:—
Seattle to Walla Walla. 10 Sections, 1 Drawing Room, 1 Compartment.
(Eastbound on Train No. 2, Seattle to Pasco.) (204)
Coaches:—Pasco to Walla Walla.

No. 402—Seattle-Tacoma-Portland—Daily (See Table 6A)
Pullman Standard Sleeping Car:—
Seattle to Portland, 12 Roomette, 1 Single Bedroom, 4 Double Bedroom.—
12 Roomette, 2 Single Bedroom, 3 Double Bedroom. (4023-4024).
Occupancy at 9:30 p. m. passengers may remain in sleeping cars at Portland until 7:30 a. m.

Reclining Seat Coaches:—Seattle to Portland.

No. 408—Seattle-Tacoma-Portland—Daily (See Table 6A)
Pullman Standard Sleeping Cars:—Seattle to San Francisco (from Portland on S. P. No. 11). Roomettes, Double Bedrooms, Drawing Rooms and Compartments (4 cars (112, 113, 114, 115)
Parlor-Bar-Lounge Car (N. P.)—Seattle to Portland. (Railway owned) (4080).
Dining Car—Seattle to Portland.
Reclining Seat Coaches:—Seattle to Portland.

No. 458—Seattle-Tacoma-Portland—Daily (See Table 6A)
Parlor Car (Railway owned), Dining Car, Reclining Seat Coaches—Seattle to Portland.

No. 460—Seattle-Tacoma-Portland—Daily (See Table 6A)
Parlor-Lounge Car (Railway owned), Dining Car, Reclining Seat Coaches:—Seattle to Portland.

All Regularly Assigned Cars are Air-Conditioned.

EAST BOUND

TRAIN No. 4

No. 4—From Glendive to St. Paul—Daily except Sunday—(See Tables No. 1 and 2)

Reclining Seat Coach:—Glendive to Minneapolis-St. Paul.

No. 6—Seattle to Spokane—Daily—(See Table No. 6)

Cafe Coach:—Seattle to Spokane.
Reclining Seat Coaches:—Seattle to Spokane. Portland to Pasco (via S. P. & S.)

No. 12—From International Falls to Minneapolis-St. Paul—Daily (See Table 16)

Pullman Standard Sleeping Car:—
International Falls to Minneapolis-St. Paul. (6 Section, 6 Double Bedrooms.) (121).

Reclining Seat Coach:—International Falls to Minneapolis-St. Paul.

No. 14-2—Winnipeg to St. Paul (See Table 18)

Reclining Seat Coach:—
Winnipeg to Minneapolis-St. Paul. (On No. 14 to Manitoba Jct., thence No. 2).

Cafe Coach:—Winnipeg to Fargo. (limited meal service.) (No. 14 to Manitoba Jct.—thence No. 123).

No. 56—Motor Train—Daily (See Table 13)
Coach:—Staples to Duluth.

No. 58—Rail Diesel Car—Daily (See Table 13)
New Stainless Steel, Lightweight Coach:—Staples to Duluth.

N. P. 61—Daily, except Sunday (See Table 10)
Reclining Seat Coach:—Duluth to St. Paul.

Soo 63—Daily (See Table 10)
Reclining Seat Coaches:—Duluth to St. Paul-Minneapolis.

G. N. No. 19—Daily (See Table 10)
Parlor-Lounge Car, Reclining Seat Coaches:—
Duluth-Superior to Minneapolis-St. Paul.

G. N. No. 23—Daily (See Table 10)
Parlor-Lounge Car, Reclining Seat Coaches:—
Duluth-Superior to Minneapolis-St. Paul.

N. P. 65—Daily (See Table 10)
Pullman Standard Sleeping Cars:—
Duluth-Superior to Minneapolis. (10 Section, 1 Compartment, 1 Drawing Room.) (650) Sleeping cars are ready for occupancy at Duluth at 9:00 p. m. and passengers may remain in them until 8:00 a. m.

Reclining Seat Coaches:—Duluth-Superior to St. Paul-Minneapolis.

No. 236-238—Daily (See Table 4)
Coach-Parlor Car:—Garrison to Logan.

No. 314—Rail Diesel Car—Daily (See Table 51)
New Stainless Steel, Lightweight Coach:—Lewiston to Spokane.

No. 348—Daily (See Table 56)
Pullman Standard Sleeping Cars:—
Walla Walla to Seattle. 10 Sections. 1 Drawing Room, 1 Compartment.
(On Train No. 1, Pasco to Seattle.) (104)
Coaches:—Walla to Walla to Pasco.

No. 401—Portland-Tacoma-Seattle—Daily (See Table 6A)
Pullman Standard Sleeping Cars:—
Portland to Seattle, 12 Roomette, 1 Single Bedroom, 4 Double Bedroom,
12 Roomette, 2 Single Bedrooms, 3 Double Bedroom. (4013-4014).
Passengers may remain in sleeping cars at Seattle until 8:00 a. m.

Reclining Seat Coaches:—Portland to Seattle.

No. 407—Portland-Tacoma-Seattle—Daily (See Table 6A)
Pullman Standard Sleeping Car:—San Francisco to Seattle (4 cars) (to Portland on S. P. No. 12). Roomettes, Double Bedrooms, Drawing Rooms and Compartments. (122, 123, 124, 125.)

Parlor-Bar-Lounge Car (N. P.)—Portland to Seattle. (Railway owned) (4070).

Dining Car—Portland to Seattle.

Reclining Seat Coaches:—Portland to Seattle.

No. 457—Portland-Tacoma-Seattle—Daily (See Table 6A)
Parlor Car (Railway owned), Dining Car, Reclining Seat Coaches:—Portland to Seattle.

No. 459—Portland-Tacoma-Seattle—Daily (See Table 6A)
Parlor Lounge Car (Railway owned), Dining Car, Reclining Seat Coaches:—Portland to Seattle.

All Regularly Assigned Cars are Air-Conditioned.

Trains not shown carry Coach Equipment only.



Northern Pacific Railway



Transcontinental Train Schedules

WEST—READ DOWN				MAIN LINE TABLE 1				EAST—READ UP					
For altitudes at various points, see Index to Stations on pages 2, 3 and 4.													
				Central Time									
				Northern Pacific Railway									
				Trains North to Winnipeg									
47 Daily	49 Daily	49 Daily	47-1 Main Street Daily	25 North Coast Limited Daily	Miles	0	Lv Chicago (UNION STATION). Ar	26 North Coast Limited Daily	48-2 Main Street Daily	22 Daily	22 Daily	48 Daily	For connections from and to Chicago, St. Paul, Minneapolis and points east, see pages 29 and 30.
PM	PM	PM	PM	AM			Lv	PM	AM	PM	PM	AM	
11 00	2 00	2 00	11 00	11 30	38	0	Lv Burlington Route	1 45	8 00	2 40	2 40	8 00	
11 41	2 36	2 36	11 41	12 06	38	0	Lv Chicago (UNION STATION). Ar	12 59	7 09	2 02	2 02	7 09	
1 59	4 15	4 15	1 59	1 47	145	0	Ar Savanna.....	11 17	4 55	12 27	12 27	4 55	
2 42	4 56	4 56	2 42	2 28	184	0	Ar East Dubuque.....	10 35	4 06	11 48	11 48	4 06	
3 45	5 40	5 40	3 45	3 12	239	0	Ar Prairie du Chien.....	—	3 06	11 07	11 07	3 06	
4 41	6 23	6 23	4 41	3 56	297	0	Ar LaCrosse.....	9 07	2 14	10 24	10 24	2 14	
5 18	6 57	6 57	5 18	4 30	327	0	Ar Winona.....	8 38	1 31	9 53	9 53	1 31	
7 30	8 40	8 40	7 30	6 15	427	0	Ar St. Paul.....(R).....Lv	7 00	11 45	8 25	8 25	11 45	
AM	PM	PM	PM	AM				AM	PM	AM	AM	PM	
1-13 Daily AM	11 Daily PM	3 Daily Ex. Sat. PM	8 40	6 40	0	0	Lv St. Paul.....10, 12, 16, 18, 19. Ar	6 40	11 00	7 25	7 15	11 00	
8 40	8 50	9 30	8 40	7 05	11	11	Ar Minneapolis.....10, 12.....Lv	6 15	10 35	7 00	6 50	10 35	
9 05	9 15	9 55	9 05	7 10	11	11	Lv Minneapolis.....16, 18, 19.....Ar	6 10	10 27	6 50	6 40	10 27	
9 15	9 30	10 15	9 15	7 10	11	11	CITY OF LAKES AND WHEAT						
—	10 01	—	—	—	29	—	Ar Anoka.....	—	—	b 6 18	5 59	—	
—	10 14	—	—	—	36	—	Ar Dayton.....	—	—	—	—	—	
9 58	10 14	Diesel Powered	9 58	—	40	—	Ar Elk River.....	—	—	c 9 41	b 6 05	f 5 39	c 9 41
—	10 24	—	—	—	49	—	Ar Big Lake.....	—	—	—	b 5 56	5 10	—
—	10 32	—	—	—	57	—	Ar Becker.....	—	—	—	b 5 48	4 58	—
—	10 39	—	—	—	64	—	Ar Clear Lake.....	—	—	—	b 5 41	4 40	—
10 32	10 56	11 37	10 32	—	76	—	Ar St. Cloud 18.....	—	—	Diesel Powered	9 02	4 15	9 02
—	11 01	—	—	—	77	—	Ar Sauk Rapids.....	—	—	Diesel Powered	—	4 04	—
—	11 11	—	—	—	80	—	Ar Sartell.....	—	—	—	b 5 20	3 56	—
—	11 17	—	—	—	90	—	Ar Rice.....	—	—	—	b 5 10	3 40	—
11 05	11 40	12 20	11 05	—	97	—	Ar Royalton.....	—	—	—	b 5 03	3 26	—
—	12 38	—	—	—	107	—	Ar Little Falls 16, 18, 19.....Lv	—	—	8 22	4 50	3 00	8 22
—	12 48	—	—	—	118	—	Ar Randall.....	—	—	Diesel Powered	4 32	—	—
—	12 55	—	—	—	123	—	Ar Cushing.....	—	—	Diesel Powered	4 22	—	—
11 41	1 04	1 15	11 41	—	129	—	Ar Lincoln.....	—	—	—	f 4 11	—	—
—	1 15	—	—	—	135	—	Ar Philbrook.....	—	—	—	4 01	—	—
—	1 15	—	—	—	141	—	Ar Staples.....13, 18, 20, 21.....Lv	3 48	7 47	3 50	—	—	7 47
111 Ex. Su. AM	7 25	5 35	7 25	5 35	0	0	Lv Duluth.....	7 30	11 50	7 30	—	11 50	112 Ex. Su. PM
6 00	7 39	5 46	7 39	5 46	4	4	Lv Superior.....13.....Ar	7 14	11 29	7 14	—	11 29	7 50
6 10	11 25	9 05	11 25	9 05	148	148	Lv Staples.....	3 50	7 50	3 50	—	7 50	—
6 20	—	—	—	—	141	141	Lv Staples.....	3 44	7 40	3 44	—	7 40	5 55
6 30	—	—	—	—	148	148	Ar Aldrich.....	—	—	g 3 25	3 25	—	5 41
To Oakes, Wahpeton See Table No. 20	11 51	1 35	11 51	9 26	141	141	Ar Verdale.....	—	—	—	3 03	—	5 41
—	12 12	2 06	12 12	—	152	—	Ar Wadena 18, 20.....	—	—	—	2 55	—	5 35
—	12 36	2 28	12 36	—	164	—	Ar Bluffton.....	—	—	7 16	2 40	—	5 23
—	1 00	2 48	1 00	—	172	—	Ar New York Mills.....	—	—	Diesel Powered	2 21	—	5 23
—	—	3 08	—	—	182	—	Ar Perham.....	—	—	—	2 05	—	5 23
—	—	3 29	—	—	193	—	Ar Frazee.....	—	—	—	1 47	—	6 45
—	—	3 45	—	—	203	—	Ar Detroit Lakes 13, 18 WITHIN 412 LAKES 25 MILES	—	—	—	1 28	—	6 22
—	—	4 02	—	—	210	—	Ar Audubon.....	—	—	—	1 07	—	6 22
—	—	4 13	—	—	216	—	Ar Lake Park.....	—	—	—	12 51	—	6 22
123 Daily PM	1 30	—	1 30	—	222	—	Ar Dale.....	—	—	—	12 40	—	6 22
—	—	—	—	—	234	—	Ar Manitoba Jct. 18.....Lv	—	—	—	—	—	5 52
6 09	—	—	—	—	224	—	Trains North to Winnipeg	—	—	124 Daily PM	—	—	5 52
6 15	—	—	—	—	224	—	Lv Manitoba Jct. 18.....Ar	—	—	—	—	—	5 52
6 25	4 23	—	—	—	228	—	Ar Hawley.....Lv	—	—	—	12 19	—	5 52
6 37	4 51	—	—	—	234	—	Ar Muskoda.....	—	—	Diesel Powered	12 19	—	5 52
6 47	5 08	—	—	—	242	—	Ar Glynndon.....	—	—	—	f 11 53	—	5 52
6 55	5 08	—	—	—	247	—	Ar Dilworth.....	—	—	—	11 41	—	5 52
7 00	5 16	—	—	—	251	—	Ar Moorhead, Minn.....	—	—	—	11 41	—	5 52
7 20	5 30	—	—	—	252	—	Ar Fargo, N. D. 13, 18, 21, 22.....Lv	1 47	5 07	11 15	12 24	—	5 52
7 33	—	—	—	—	252	—	RED RIVER VALLEY	—	—	—	12 20	—	5 52
7 39	5 50	—	—	—	252	—	Lv Fargo.....(R).....Ar	1 42	5 00	10 50	—	—	5 52
7 50	5 59	—	—	—	257	—	Ar West Fargo.....	—	—	f 10 35	—	—	5 52
7 56	—	—	—	—	260	—	Ar Fife.....	—	—	Diesel Powered	—	—	5 52
7 57	6 07	—	—	—	264	—	Ar Mapleton.....	—	—	—	f 10 26	—	5 52
8 10	6 18	—	—	—	267	—	Ar Norpak.....	—	—	—	—	—	5 52
—	—	—	—	—	272	—	Ar Casselton 21.....Lv	—	—	—	—	—	5 52

* Daily service.
 a Stops to discharge revenue passengers from west of Minneapolis.
 b Will stop to let off passengers from west of Little Falls.
 c Stops to discharge revenue passengers from Detroit Lakes and west.
 d Checked baggage carried only for through movement between

Chicago-St. Paul-Minneapolis and not to or from intermediate stations.
 e Checked baggage not handled to or from Aurora, Oregon, Rochelle or Winona Junction.
 f Stops on flag only.
 g Revenue passengers on train No. 26 destined to stations between Staples and Minneapolis, may transfer to train No. 4 at Staples.

h Stops at Aurora to pick up revenue passengers.
 i Stops to pick up revenue passengers for Fargo and beyond when notified at Savanna.
 j Rail-Auto available at this point.
 (R) Station Restaurant.
 Numbers shown after stations refer to additional tables on which train service to and from that station can be found.

Time from 12:01 midnight to 12:00 noon shown in light face type; time from 12:01 noon to 12:00 midnight shown in heavy face type.



"Main Street of the Northwest"

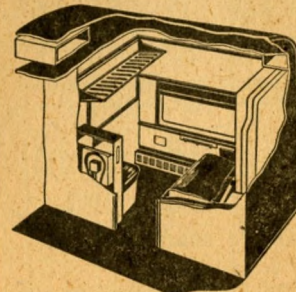


Transcontinental Train Schedules

WEST—READ DOWN				Miles from St. Paul	MAIN LINE TABLE 2		EAST—READ UP				
141 Ex.Sun. AM	3 Daily Ex.Sun. AM	1 Daily PM	25 Daily AM		Central Time		26 Daily AM	2 Daily PM	4 Daily Ex.Sun. PM	142 Ex.Sun. PM	
	6 18			272	Lv	Casselton	Lv			10 17	
	6 30			278	"	Wheatland	"			10 05	
	6 47	Main		288	"	Buffalo	"	Main		9 50	
	6 57	Streeter		294	"	Tower City	"	Streeter		9 41	
	7 07			299	"	Oriska	"			9 29	
	7 25	3 33		310	Lv	Valley City 23	Lv	3 55		9 10	
8 00	7 40	3 33		310	Ar	Valley City	Ar	3 55		9 00	2 10
				314	"	Berea	"				
				320	"	Sanborn 23	"			f 8 41	1 45
8 25	f 7 58			326	"	Eckelson	"	North		8 34	
	f 8 06		North	329	"	Urbana	"	Coast			
			Limited	333	"	Spiritwood	"	Limited			
To	f 8 17			344	"	Bloom	"				
Mc-				344	Ar	Jamestown 13, 24 (R)	Lv	12 07	3 10	8 00	From
Henry	8 35	4 20	1 01	344	Ar	Jamestown 25, 26	Lv	12 02	3 05	7 35	Mc-
Table	8 55	4 27	1 06		Lv						Henry
No. 23											Table
											No. 23
						JAMES RIVER					
	9 10			351	"	Eldridge	"			7 20	
	9 22			380	"	Windsor	"			7 07	
	9 30			384	"	Cleveland	"			7 02	
	9 42	Diesel	Diesel	373	"	Medina	"	North		6 50	
	9 53	Powered	Powered	381	"	Crystal Springs	"	Coast		6 35	
				386	"	Ladoga	"	Limited			
10 04				389	"	Tappen	"			6 25	
10 18	a 5 24			394	"	Dawson	"		b 2 13	6 15	
10 30	f 5 33			402	"	Steele	"		f 2 05	6 01	
10 48				413	"	Driscoll	"			5 43	
10 56				421	"	Sterling	"	Diesel		5 22	
11 09				427	"	McKenzie 27	"	Powered		5 09	
11 15				433	"	Burleigh	"			f 4 59	
				441	"	Pierce	"				
11 28	6 20	2 49		448	Lv	Bismarck	Lv	10 19	1 25	4 40	
11 48	6 30	2 49		446	Lv	Bismarck 13	Ar	10 19	1 20	4 30	
						CAPITAL OF NORTH DAKOTA					
	12 01	6 47	3 06	451	Ar	Mandan	Lv	10 07	1 08	4 15	
	12 30	6 57	3 11	451	Lv	Mandan	Ar	10 02	12 58	3 50	
						THE MISSOURI RIVER					
						Mountain time west (Westbound passengers should turn watch back one hour. Eastbound passengers turn watch ahead one hour.)					
								Diesel			
								Powered			
	11 30	5 57	2 11	451	Lv	Mandan (R)	Ar	9 02	11 58	2 50	
				480	"	Lyons	"				
				487	"	Sweet Briar	"				
	12 02			473	"	Judson	"			2 15	
	12 12			479	"	New Salem	"			2 05	
	12 21			484	"	North Almont	"			1 56	
	12 47	c 6 54		500	"	Glen Ullin	"	North	c 10 58	1 31	
				505	"	Eagle Nest	"	Coast			
	1 08			512	"	Hebron	"	Limited			
	f 1 20			521	"	Antelope	"			1 08	
	1 30		Diesel	527	"	Richardton	"	Powered		12 56	
			Powered			(Assumption Abbey School)				12 48	
	1 39			532	"	Taylor	"			12 39	
	1 52			540	"	Gladstone	"			12 28	
	f 2 02			547	"	Lehigh	"			12 18	
	2 15	8 05	3 57	552	Lv	Dickinson	Lv	7 15	9 58	12 11	
	2 25	8 10	4 00	552	Ar	Dickinson	Ar	7 12	9 53	12 01	
	2 40			562	"	South Heart	"			11 43	
				562	"	Zenith	"				
				572	"	Belfield	"		d 9 29	11 30	
	2 55	d 8 36		578	"	Fryburg	"			11 20	
	3 05			583	"	Sully Springs	"			11 11	
	f 3 13			591	"	Medora	"			10 58	
	3 25					WHERE THEODORE ROOSEVELT RANCHED					
						DAKOTA BAD LANDS					
				597	"	Rider	"				
				603	"	Demores	"				
	3 48			608	"	Sentinel Butte	"			10 33	
	4 02	9 35		616	"	Beach, N. D. 30	"		8 35	10 20	
	4 17	f 9 48		627	"	Wibaux, Mont.	"		f 8 22	10 03	
	f 4 33			637	"	Hodges	"			f 9 44	
				647	"	Allard	"				
				657	Ar	Glendive 31, 32 (R)	Lv	5 15	7 43	9 15	

Trains of Northern Pacific are operated under Mountain Standard time between Mandan and North Dakota-Montana state line by direction of Interstate Commerce Commission.

New Type
ALL-ROOM PULLMANS
on the
Vista-Dome **NORTH COAST LIMITED**
offer a wide variety of accommodations



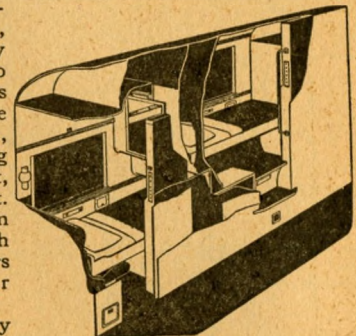
Cut-away view shows Roomette for day occupancy.

THE ROOMETTE—
Designed for single occupancy. Pre-made bed pulls out from the wall and is ready for rest, day or night. Toilet and folding wash stand are in one corner. There's a wardrobe locker and large mirror, temperature and air-conditioning controls in each room, and each is equip-

ped with sliding door and zipper curtains for privacy, as desired.

THE DUPLEX ROOMETTE—Slightly smaller than the Roomette, with virtually all of its advantages. Lower Duplex Roomette is on level with car floor; the upper (welcome successor to the upper berth

with no ladder to climb), is reached by only two steps up. Beds in both are pre-made, permitting private rest, day or night. Each room fitted with sliding doors and zipper curtains. Costs only 10% more than standard lower berth.



Cut-away view shows both Lower and Upper Duplex Roomettes, with beds pulled out, ready for sleeping.

Reference Notes

- f—Stops on flag.
- a—Stops on flag to discharge revenue passengers from Fargo and east and to pick up revenue passengers for Billings and west where scheduled to stop.
- b—Stops on flag to let off revenue passengers from Billings and west or to pick up revenue passengers for Fargo and east where scheduled to stop.
- c—Stops for passengers only.
- d—Train No. 1 stops on flag to discharge passengers from Mandan and east, and to pick up revenue passengers destined west of Glendive.
- Train No. 2 stops on flag at Belfield to discharge revenue passengers from west of Glendive and pick up revenue passengers for Mandan and east.
- Numbers shown after stations refer to additional tables on which train service to and from that station can be found.
- ☞ Rail-Auto available at this point.
- (R) Station Restaurant.

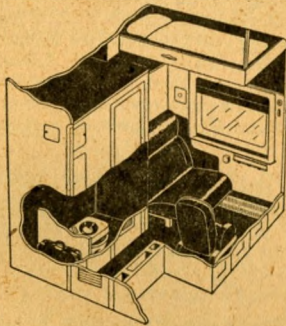


Northern Pacific Railway



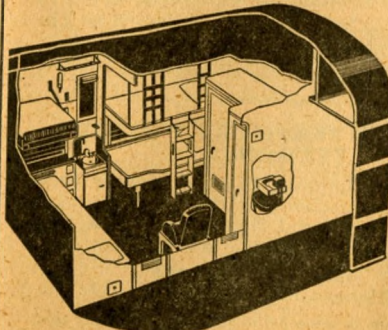
Transcontinental Train Schedules

THE DOUBLE BEDROOM — An exceptionally convenient room designed for two adults. There are two beds, one above the other. Toilet facilities, baggage rack, closet, air-conditioning and temperature controls — everything you need is right in your room. Connecting double bedrooms may be had en suite by folding back the dividing partition, making ideal accommodations for families or groups.



Cut-away view shows Double Bedroom for day occupancy.

THE COMPARTMENT — A de luxe, roomy, new-type accommodation for two adults. Toilet and wash stand are separately enclosed. The room has large luggage space, compact, enclosed wardrobe, temperature and air-conditioning controls. A contoured easy chair and sofa provide comfortable daytime quarters. Full-length, pre-made bed pulls out from wall and an upper berth pulls down when desired. May be reserved en suite with double bedroom.



Cut-away view shows Compartment and Double Bedroom en suite with beds made up for night occupancy.

WEST—READ DOWN

	1 Daily PM	25 Daily AM	Miles from St. Paul
	10 43	6 02	857
a	10 53	—	865
a	11 03	—	872
—	11 11	—	877
—	—	—	881
—	11 23	—	891
—	11 37	—	897
a	11 51	Limited	907
a	11 55	—	710
a	12 03	—	717
a	12 15	—	727
—	12 35	7 27	738
—	—	—	748
a	1 05	—	756
a	1 13	—	762
f	1 23	—	769
—	1 43	8 24	781
—	1 48	8 27	781
—	—	—	785
b	1 56	—	787
—	—	—	790
b	2 06	—	796
b	2 13	—	802
b	2 21	—	809
b	2 28	—	814
—	—	—	818
b	2 41	North Coast Limited	824
—	2 48	—	830
b	3 01	—	838
b	3 13	—	846
b	3 19	—	852
b	3 26	—	857
b	3 32	—	862
—	—	—	866
f	3 42	—	870
—	4 00	10 18	883
c	7 30	c 2 45	0
c	9 15	c 4 30	59
g	10 25	g 10 25	0
—	12 45	12 45	114
—	4 25	10 28	883
—	4 47	—	890
—	4 58	—	898
—	—	—	906
—	5 20	North Coast Limited	910
—	5 48	—	923
—	—	—	932
—	—	—	940
—	—	—	945
f	6 06	—	953
—	—	—	958
—	6 20	Diesel Powered	964
—	—	—	970
f	6 45	—	974
—	—	—	979
—	—	—	985
—	—	—	993
—	7 15	12 30	999
g	7 35	g 12 40	0
g	9 05	g 2 30	54
—	7 30	12 35	999
—	—	—	1010
—	—	—	1012
—	8 34	1 21	1023

MAIN LINE 3 TABLE 3 Mountain Time

	26 Daily PM	2 Daily AM		Bus Daily PM	Bus Daily AM
Lv. Glendive 31, 32	5 10	7 23	Ar	—	—
Colgate	—	a 7 07	—	—	—
Hoyt	—	a 6 57	—	—	—
Marsh	—	f 6 50	—	—	—
Conlin	—	—	—	—	—
Fallon	North Coast Limited	a 6 35	—	—	—
Terry	—	6 18	—	—	—
Blatchford	—	a 6 04	—	—	—
Benz	—	a 6 00	—	—	—
Shirley	—	a 5 51	—	—	—
Tusler	—	a 5 40	—	—	—
Miles City	3 44	5 27	—	—	—
Fort Keogh (U.S. Expt. Sta.)	—	—	—	—	—
Horton	—	a 5 05	—	—	—
Hathaway	—	a 4 55	—	—	—
Joppa	—	a 4 47	—	—	—
Rosebud	—	4 39	—	—	—
Lv. Forsyth	2 52	4 23	Lv	—	—
Lv. Forsyth	2 49	4 18	Ar	—	—
Rea	—	—	—	—	—
Nichols	—	b 4 08	—	—	—
Howard	—	—	—	—	—
Finch	—	b 3 58	—	—	—
Sanders	—	b 3 51	—	—	—
Hysham	—	b 3 43	—	—	—
Myers	—	b 3 34	—	—	—
Rancher	—	—	—	—	—
Big Horn	North Coast Limited	b 3 22	—	—	—
Custer	—	3 14	—	—	—
Waco	—	b 3 01	—	—	—
Bull Mountain	—	b 2 52	—	—	—
Pompey's Pillar	—	b 2 46	—	—	—
Newton	—	b 2 41	—	—	—
Worden	—	b 2 35	—	—	—
Osborn	—	—	—	—	—
Huntley	—	f 2 25	—	—	—
Ar. Billings 8, 9, 35 (R)	1 03	2 10	Lv	—	—
Lv. Billings	c 11 30	c 6 15	Ar	—	—
Ar. Red Lodge 33	c 9 45	c 4 35	Lv	—	—
Lv. Billings	—	10 15	—	—	—
Ar. Cody	—	g 7 45	—	—	—
Lv. Billings 36, 37	12 53	1 45	Ar	—	—
Yezen	—	—	—	—	—
Laurel 34, 35, 37	—	1 22	—	—	—
Park City	—	1 12	—	—	—
Young's Point	North Coast Limited	12 50	—	—	—
Craver	—	12 28	—	—	—
Reed Point	—	12 10	—	—	—
Quebec	—	—	—	—	—
Greycliff	—	—	—	—	—
Reynolds	—	12 10	—	—	—
Big Timber	Diesel Powered	11 57	—	—	—
Dehart	—	—	—	—	—
Carney	—	—	—	—	—
Springdale	f 11 39	—	—	—	—
Elton	—	—	—	—	—
Mission	—	—	—	—	—
Ar. Livingston 38, 39 (R)	10 51	11 15	Lv	—	—
Lv. Livingston 38	g 10 40	g 9 00	Ar	—	—
Ar. Gardiner 38	g 9 10	g 7 30	Lv	—	—
Lv. Livingston 38	10 46	11 00	Ar	—	—
Muir	—	—	—	—	—
West End	—	—	—	—	—
Bozeman	10 06	10 05	Lv	—	—

Reference Notes

- a—Trains 1 and 2 will stop on flag to pick up or discharge passengers to and from Glendive and East and Forsyth and West.
 b—Nos. 1 and 2 will stop at points west of Forsyth to pick up or let off passengers to and from points Forsyth and East and Billings and West.
 c—Red Lodge connection is by bus.
 e—Between Livingston and Gardiner service is via bus.
 f—Stops on flag. †Daily, except Sunday.

g—Via bus. During Yellowstone Park season, June 20 to Sept. 8, service is daily, leaving Livingston 7 35 am and 12 40 pm, arriving Gardiner 9 05 am and 2 30 pm, leaving Gardiner, daily, 9 10 am and 7 30 pm; arriving Livingston 10 40 am and 9 00 pm. During period Sept. 9 to June 20, bus leaves Livingston 8 10 am, daily except Sunday, arriving Gardiner 10 15 am; leaves Gardiner 11 30 am, arrives Livingston 1 20 pm.
 *Numbers shown after stations refer to additional tables on which train service to and from that station can be found.
 Rail-Auto available at this point.

(R) Station Restaurant.

For altitudes at various points, see Index to Stations on pages 2, 3 and 4.




Northern Pacific Railway



Transcontinental Train Schedules

ALL COACH SEATS
on Trains 25 and 26
RESERVED IN ADVANCE

All coach seats on the North Coast Limited, Trains 25 and 26, including those for children under 5 years of age, will be reserved and individually assigned at no additional charge. In order to be assured of accommodations passengers should make reservations in advance.



You'll like the
Vista-Dome
NORTH COAST LIMITED

Bus Service to Grand Coulee Dam

The "nation's largest mass of concrete" deeply anchored in the granite bedrock of the Upper Columbia River gorge is colossal Grand Coulee Dam, Washington.

The following service is available from Spokane:

DAILY BUS SERVICE
Okanogan Valley Bus Line

Leave Spokane 11:15 AM
Arrive Coulee Dam 1:35 PM
Leave Coulee Dam 4:25 PM
Arrive Spokane 6:45 PM

Round trip \$5.40
(Not including tax)

G. W. Rodine,
Passenger Traffic Manager
Northern Pacific Ry.,
St. Paul, Minn.

WEST—READ DOWN				Miles from St. Paul	TABLE 5		EAST—READ UP			
Bus Ex. Sun AM	Bus Ex. Sun PM	1 Daily PM	25 Daily PM		Mountain Time		26 Daily AM	2 Daily PM	Bus Ex. Sun PM	Bus Ex. Sun PM
7 00	4 00	3 55	6 18	1238	Lv Missoula	13,45,46,47 Ar	5 08	3 15	12 50	2 00
—	f	—	—	1245	" De Smet	"	—	—	—	—
—	f	—	—	1256	" Evaro	"	—	—	—	—
—	f	—	—	1260	" Schley	"	—	—	—	—
7 55	4 30	b 5 02	North Coast Limited	1266	" Arlee 45	"	—	—	—	—
8 05	4 45	—	—	1276	" Ravalli 45	"	—	b 2 02	12 05	12 55
—	To	—	—	1283	" Dixon 45	"	—	—	From Polson	12 35
Charlo	To	5 28	—	1289	" McDonald	"	—	—	From Charlo	—
Table 45	Table 45	5 50	8 07	1297	" Perma	"	—	1 37	Table 45	Table 45
—	Bus Northern Pacific Transport Co. Daily PM	—	—	1309	Ar Paradise	Lv	3 20	1 20	—	—
Pacific Time west										
Westbound passengers should turn watch back one hour. Eastbound Passengers turn watch ahead one hour.										
—	5 05	5 00	7 10	1309	Lv Paradise (R)	Ar	2 17	12 15	1 25	—
—	5 15	—	—	1315	" Plains (Hot Springs)	"	—	—	1 15	—
—	5 35	—	—	1330	" Eddy	"	—	—	12 55	—
—	5 50	5 40	—	1341	" Thompson Falls	"	—	11 32	12 40	—
—	6 00	—	—	1347	" Belknap	"	—	—	12 30	—
—	6 25	—	—	1363	" Trout Creek	"	—	—	12 05	—
—	f 6 11	North Coast Limited	—	1369	" Tuscor	"	—	—	—	—
—	6 50	Main Diesel Powered	—	1379	" Noxon	"	—	—	11 40	—
—	7 10	Streeter	—	1389	" Heron, Mont.	"	—	—	11 20	—
—	7 17	—	—	1395	" Cabinet, Idaho	"	—	—	11 10	—
—	7 35	—	—	1400	" Colby, Idaho	"	—	—	—	—
—	7 50	—	—	1403	" Clark's Fork	"	—	—	10 55	—
—	8 10	—	—	1413	" Hope	"	—	—	10 40	—
—	8 20	7 18	—	1427	" Kootenai	"	—	—	10 20	—
—	8 35	—	—	1428	" Sandpoint (Lake Pend Oreille)	"	—	9 57	10 10	—
—	8 45	—	—	1442	" Sagle	"	—	—	9 50	—
—	9 00	—	—	1449	" Cocolalla	"	—	—	9 40	—
—	9 10	d 7 52	—	1456	" Granite	"	—	—	9 25	—
—	9 30	—	—	1463	" Athol	"	—	d 9 20	9 15	—
—	9 40	—	—	1469	Ar Rathdrum	Lv	—	—	8 55	—
—	9 50	—	—	1476	" Hauser, Idaho	"	—	—	8 45	—
—	—	—	—	1482	" Otis Orchards, Wash.	"	—	—	8 35	—
—	—	—	—	1486	" Trentwood	"	—	—	—	—
—	10 15	8 45	10 45	1496	Ar Spokane	7,13,50,51,52,53,55,56 Lv	10 45	8 35	f 8 10	—
SPOKANE—PORTLAND										
N. P. Train 5 Daily AM	Daily 7 05	Daily 5 30	Daily 7 05	0	Lv Spokane (Via N. P. Ry.)	Ar	10 38	8 10	8 10	—
—	7 30	6 00	7 30	370	Ar Vancouver (Via S. P.)	Lv	3 23	10 25	10 25	—
—	—	—	—	380	Ar Portland (& S. Ry.)	Lv	3 00	10 00	10 00	—
Via NOR. PAC. RY.										
7 25	9 10	10 53	1496	Lv Spokane (R)	Ar	10 38	8 10	7 05	—	—
f 7 48	f 9 34	—	1512	" Cheney 60	"	—	f 7 48	6 38	—	—
—	—	—	1523	" Tyler	"	—	—	f 6 22	—	—
8 18	c 10 09	—	1527	" Fishtrap	"	—	—	f 6 18	—	—
—	—	—	1537	" Sprague	"	—	h 7 16	6 04	—	—
—	—	—	1547	" Keystone	"	—	—	f 5 53	—	—
8 48	f 10 35	—	1553	" Tokio	"	—	—	f 5 47	—	—
—	c 10 52	—	1561	" Ritzville	"	—	f 6 49	5 38	—	—
9 09	—	—	1570	" Paha	"	—	—	f 5 25	—	—
—	—	—	1578	" Lind	"	—	h 8 28	5 15	—	—
f 9 30	—	North Coast Limited	1589	" Beatrice	"	—	—	f 4 59	—	—
f 9 35	—	—	1594	" Cunningham	"	—	—	f 4 53	—	—
9 50	e 11 27	—	1597	" Hutton	"	—	—	f 4 48	—	—
f 10 01	—	—	1606	" Connell	"	—	g 5 47	4 35	—	—
f 10 11	—	—	1615	" Mesa	"	—	—	f 4 22	—	—
10 35	—	—	1624	" Eltopia	"	—	—	f 4 11	—	—
—	12 15	1 33	1642	Ar Pasco	7, 55, 56 Lv	7 50	5 10	3 50	—	—

Reference Notes

Numbers shown after stations refer to additional tables on which train service to and from that station can be found.

b Stops on flag to pick up or discharge passengers to and from Spokane and west.

c Stops on flag at Sprague and Lind to discharge revenue passengers from east of Spokane and pick up revenue passengers for west of Pasco where scheduled to stop.

d Nos. 1 and 2 stop on flag at Athol to let off or pick up passengers from or to Missoula and east, or Pasco and west where scheduled to stop.

e Train 1 stops at Connell to pick up or leave

revenue passengers only to and from stations Spokane and east, and west of Pasco where scheduled to stop.

f Stops on flag.

g Train 2 stops at Connell to pick up or leave revenue passengers only to and from stations Spokane and east, and west of Pasco where scheduled to stop.

h Stops to discharge revenue passengers from west of Pasco and to pick up revenue passengers for east of Spokane where scheduled to stop.

† Daily except Sunday. (R) Station Restaurant.

Ⓜ Rail-Auto available at this point.

For altitudes at various points, see Index to Stations on pages 2, 3 and 4.



"Main Street of the Northwest"



Transcontinental Train Schedules

WEST—READ DOWN			Miles from St. Paul	MAIN LINE TABLE 6 (Pacific Time)	EAST—READ UP			
5 Daily AM	1 Daily AM	25 Daily AM			26 Daily PM	2 Daily AM	6 Daily PM	
10 50	12 40	1 48	1642	Lv Pasco 55, 56	Ar	7 35	4 45	3 35
10 40	1 00	3 10	0	Lv Pasco via S. P. & S.	Ar	7 10	2 30	3 20
3 55	5 30	7 05	222	Ar Vancouver	Lv	3 23	10 25	9 55
4 25	6 00	7 30	232	Ar Portland (Table 7) (R)	Lv	3 00	10 00	9 30
11 02	12 50	—	1844	" Kennewick	"	—	4 30	3 25
f 11 28	—	—	1865	" Kiona	"	—	—	f 3 00
—	—	—	1875	" Gibbon	"	—	—	—
11 54	1 35	—	1881	" Prosser	"	—	3 40	2 40
f 12 01	—	—	1887	" Byron	"	—	—	—
12 09	f 1 50	—	1893	" Mabton	"	—	f 3 26	2 26
f 12 18	—	—	1701	" Satus	"	—	—	—
—	—	—	1707	" Alfalfa	"	—	—	—
12 34	2 12	—	1712	MT. ADAMS, 12,307 FT.	"	—	3 04	2 05
12 44	2 22	—	1719	" Toppenish	"	—	2 54	1 55
—	—	—	—	" Wapato	"	—	—	—
—	—	—	—	INDIAN WARS 1855	—	—	—	—
1 05	2 40	3 37	1731	Ar Yakima 54	Lv	5 50	2 40	1 40
1 10	3 00	3 42	1731	300,000 ACRES IRRIGATED	—	—	—	—
1 16	—	—	1735	Lv Yakima 54	Ar	5 45	2 20	1 30
f 2 00	—	—	1783	" Selah	"	—	—	1 16
2 10	3 59	4 41	1788	" Thrall	"	—	—	—
—	—	—	—	" Ellensburg	"	4 45	1 15	12 18
—	—	—	—	KITTITAS VALLEY	—	—	—	12 03
f 2 20	—	—	1775	" Thorp	"	—	12 35	11 38
2 45	4 34	—	1792	" Cle Elum 58	"	—	f 12 17	11 20
3 01	f 4 51	—	1805	" Easton	"	—	—	f 10 59
f 3 20	—	—	1814	" Martin (TUNNEL)	"	—	—	f 10 49
—	—	—	1817	" Stampede... 2 MILES LONG	"	—	—	10 28
f 3 51	5 45	—	1827	" Lester	"	—	11 29	10 28
f 4 00	—	—	1829	" Hot Springs	"	—	—	f —
f 4 13	—	—	1832	" Nagrom	"	—	—	f 10 12
f 4 20	—	—	1834	" Maywood	"	—	—	f 10 03
f 4 40	Diesel Powered	—	1838	" Humphrey	"	—	—	f —
f 4 49	—	—	1840	" Baldi	"	—	—	f 9 55
—	—	—	1841	" Eagle Gorge	"	—	—	f 9 38
—	—	—	1850	" Kanaskat	"	—	—	f 9 26
—	—	—	1855	" Ravensdale	"	—	—	—
—	—	—	—	RAINIER NAT. PARK	—	—	—	—
5 15	7 00	7 20	1869	Ar East Auburn	Lv	2 05	10 20	9 05
5 20	7 20	7 20	1869	Lv East Auburn	Ar	1 50	10 00	8 55
—	—	—	1870	Ar Auburn	Lv	—	—	—
—	—	—	1870	Lv Auburn 6a, 59	Ar	—	—	—
5 40	7 35	—	1875	" Dieringer	"	b 1 25	9 35	8 30
5 45	7 40	—	1878	" Sumner	"	b 1 15	9 30	8 25
6 05	8 05	7 55	1881	" Puyallup	"	1 15	9 10	8 10
—	—	—	1889	Ar Tacoma	(R) Lv	—	—	—
5 25	7 10	7 25	1889	Lv East Auburn	Ar	2 00	10 10	9 00
5 28	—	—	1870	Ar Auburn	Lv	—	—	8 58
5 30	—	—	1870	Lv Auburn	Ar	—	—	8 56
f 5 40	c 7 21	—	1875	" Kent	"	—	—	f 8 48
6 10	7 50	8 00	1892	Ar Seattle (King St. Sta.)	(R) Lv	1 30	9 35	8 25



Now—Save as you travel!

NEW LOW FAMILY FARES

on Northern Pacific trains

Here's how it works: On one-way travel, head of the family pays full one-way fare, other parent half fare. Children, 12 through 21, each pay half fare. Children, 5 through 11, pay one-quarter fare.

On round trip, head of the family pays regular round trip fare, other parent and children, 12 through 21, pay one-way fare for the round trip; children, 5 through 11, pay half of the one-way fare for round trip. Children under 5 are carried free.

Starting days are Mondays, Tuesdays, or Wednesdays of each week. Return any day.

For full information, call or write your N.P. agent or address.

G. W. RODINE, Passenger Traffic Manager
Northern Pacific Railway St. Paul 1, Minn.

STATION MAIL BOXES

for your Convenience

Listed below are the main line stations where U. S. mail (drop letter) boxes are conveniently located. Each passing mail train picks up mail from these boxes.

Stations starred (*) have separate boxes for east and westbound mail.

- | | | |
|---------------------|--------------------|-------------------|
| *Staples, Minn. | *Glendive, Mont. | *Helena, Mont. |
| * Fargo, N. D. | *Miles City, Mont. | *Missoula, Mont. |
| *Valley City, N. D. | *Forsyth, Mont. | Spokane, Wash. |
| *Jamestown, N. D. | *Billings, Mont. | *Pasco, Wash. |
| *Bismarck, N. D. | *Livingston, Mont. | Ellensburg, Wash. |
| *Mandan, N. D. | *Bozeman, Mont. | Seattle, Wash. |
| *Dickinson, N. D. | *Butte, Mont. | Tacoma, Wash. |

PROTECT YOUR LUGGAGE

Baggage carried and checked should bear a label or tag (inside and outside) with your name and postoffice address. This will help to promptly identify hand baggage aboard train, on station platform and in waiting rooms; also it will aid in locating checked baggage if check should become detached. Labels may be obtained from Northern Pacific agents at principal stations.

Reference Notes
f Stops on flag.

n Train No. 6 stops on flag at Nagrom for revenue business only.

RA Rail-Auto available at this point.
(R) Station Restaurant

For altitudes at various points, see Index to Stations on pages 2, 3 and 4.

* Daily.
Numbers shown after stations refer to additional tables on which train service to and from that station can be found.

a No checked baggage handled to or from these stations on this train.

b Bus connection leaves Tacoma 12 40 pm

c Train No. 1 stops to let off passengers from Spokane and East; also from Walla Walla and East.

Puget Sound-Portland Line

SOUTH—READ DOWN				SEATTLE-TACOMA-PORTLAND.										NORTH—READ UP							
	402 Daily	458 Daily	408 Daily	460 Daily	422-461 Ex.Sun.	Mls	TABLE 6A										457 Daily	407 Daily	459 Daily	464-423 Ex.Sun.	401 Daily
	PM	PM	PM	AM	AM		(Pacific Time)										AM	PM	PM	PM	AM
	11 45	4 45	12 30	8 20	7 45	0	Lv Seattle (King St. Sta.)	6 59	Ar	11 59	1 40	9 15	8 20	5 45							
	g 12 08	cr 5 08		e 8 41	8 10	16	Union Station		r		n 8 50	7 45	f 5 12								
	f 12 17	cr 5 14		e 8 47	8 20	22	Kent		r		n 8 42	7 32	f 5 05								
					8 28	26	Auburn		r												
	f 12 28	cr 5 25		e 8 55	8 35	29	Dieringer		r												
	f 12 35	cr 5 29		e 8 59	8 45	32	Sumner		r		n 8 31	7 15	f 4 52								
	12 55	5 42	1 22	9 12	9 05	40	Puyallup (Puyallup River)		r		n 8 27	7 08	f 4 45								
	1 15	5 52	1 26	9 16	9 25	50	Ar Tacoma (Rainier Nt. Park)	Lv	11 05	12 45	8 15	6 60	4 30								
						56	Lv Tacoma	Ar	11 01	12 41	8 05	6 37	4 10								
	f 1 42					65	Titlow														
	f 1 55					68	Steilacoom													f 3 45	
	f 2 09	6 37	2 08	9 58		75	Ar Nisqually	Lv			f 7 33	5 33	f 3 31								
						78	Ar St. Clair	Lv				5 23									
						78	Ar East Olympia	Lv	d 10 16	11 56	7 20										
						78	Ar Olympia	Lv	z 9 40			5 00									
						78	Lv Olympia	Ar	z 10 45	12 25											
	f 2 09	6 37	2 08	9 58		70	Lv East Olympia	Ar	d 10 16	11 56	7 20										
	f 2 24					83	Ar Tenino	Lv												f 3 07	
	f 2 30					87	Ar Bucoda	61 Lv												f 2 55	
	2 45	7 00	2 32	10 22		94	Ar Centralia (Coal Mines)		9 53	11 33	6 57	2 45								2 45	
	3 00	7 05	2 32	10 22		94	Lv Centralia	61	9 53	11 33	6 57	2 30								2 30	
	3 10	7 14	2 39	10 29		98	Ar Chehalis (Chehalis River)		d 9 43	11 22	6 47	2 20								2 20	
	f 3 20					105	Napavine					f 2 08								2 08	
	f 3 33	k 7 30		10 45		111	Winlock					1 58								1 58	
	f 3 42					119	Vader			11 04	p 6 32	f 1 43								1 43	
	3 55					128	Ar Castle Rock	Lv	f 9 11			1 31								1 31	
	4 20	8 02	3 24	11 14		134	Ar Kelso-Longview		9 01	10 38	6 05	1 15								1 15	
	f 4 33					147	Carrolls														
	f 4 47					157	Kalama (Kalama River)													f 12 53	
	f 4 55					162	Woodland													f 12 39	
						162	Ridgefield													f 12 28	
						168	Knapp														
						170	Felida														
	5 15	8 46	4 08	11 58		176	Vancouver, Wash.		8 21	9 59	5 25	12 09									
						178	No. Portland, Ore.														
						179	East St. Johns														
	5 45	9 15	4 30	12 20		186	Ar Portland	64-65-66 Lv	8 00	9 40	5 00	11 45								PM	

Pullman tickets are not honored for space in Parlor Cars operated on trains 407 and 408 between Seattle-Tacoma-Portland.

Tickets reading Northern Pacific, Great Northern or Union Pacific Railways to any point on the joint line Seattle to Portland, inclusive, or on branch lines diverging therefrom, will be honored on any trains on the joint line.

Reference Notes.

- fStops on flag.
 - bTrains will stop on flag for passengers from Tacoma or to Portland or points beyond.
 - cStops on flag to receive revenue passengers for Vancouver, Wash., and beyond and to discharge revenue passengers from points beyond Seattle.
 - dTrain 457 stops on flag at Chehalis for passengers to Tacoma and beyond and stops at Chehalis and East Olympia, to detrain passengers from Portland and beyond. Train 457 also stops at East Olympia to receive revenue passengers for Seattle and beyond.
 - eStops to discharge passengers from points Spokane and East.
 - gStops on signal to pick up revenue passengers for Tacoma and points beyond.
 - kStops on flag to receive revenue passengers for Vancouver and beyond and discharge revenue passengers from Tacoma and beyond.
 - nNo. 459 stops on flag to take on revenue passengers for points beyond Seattle and to discharge revenue passengers from Vancouver and beyond. Stops on flag Sundays at Sumner and Puyallup to handle express.
 - pStops on flag to receive revenue passengers for Tacoma and Seattle and discharge revenue passengers from Vancouver and beyond.
 - rTrains 458 and 457 use Un. Pac. depot and trains 401, 402, 407, 408, 460 and 459 use N. P.-G. N. depot.
 - zAuto Service.
- Numbers shown after stations refer to additional tables on which train service to and from that station can be found.

SOUTHBOUND

- No. 402—Seattle-Tacoma-Portland—Daily—(Seattle King St. Station)
- Standard Sleeping Car:—Seattle to Portland. 12 Roomettes, 1 Single Bedroom, 4 Double Bedrooms. 12 Roomettes, 2 Single Bedrooms, 3 Double Bedrooms. (4023-4024)
- Occupancy at 9:30 p. m., passengers may remain at Portland until 7:30 a. m.
- Reclining Seat Coaches:—Seattle to Portland.
- No. 408—Seattle-Tacoma-Portland—Daily—(Seattle King Street Station)
- Standard Sleeping Car:—Seattle to San Francisco (from Portland on S. P. No. 11, Double Bedrooms, Roomettes, Drawing Rooms, Compartments. (4 cars.) (112, 113, 114, 115.)
- Parlor Car (N. P.)—Seattle to Portland. (Railway owned) (75)
- Dining Car—Seattle to Portland.
- Reclining Seat Coaches:—Seattle to Portland.
- No. 458—Seattle-Tacoma-Portland—Daily—(Seattle Union Station)
- Parlor Car (Railway owned), Dining Car, Coaches—Seattle to Portland.
- No. 460—Seattle-Tacoma-Portland—Daily. (Seattle King Street Station)
- Parlor Lounge Car (Railway owned), Dining Car, Reclining Seat Coaches:—Seattle to Portland.

NORTHBOUND

- No. 401—Portland-Tacoma-Seattle—Daily—(Arrives Seattle King St. Station)
- Standard Sleeping Cars:—Portland to Seattle. 12 Roomettes, 1 Single Bedroom, 4 Double Bedrooms 12 Roomettes, 2 Single Bedrooms, 3 Double Bedrooms. (4013-4014)
- Occupancy at 9:30 p. m. Passengers may remain in sleeping cars at Seattle until 8:00 a. m.
- Reclining Seat Coaches:—Portland to Seattle.
- No. 407—Portland-Tacoma-Seattle—Daily—(Arrives King Street Station)
- Standard Sleeping Car:—San Francisco to Seattle. (4 cars) (to Portland on S. P. No. 12, Double Bedrooms, Roomettes, Drawing Rooms, Compartments. (122, 123, 124, 125.)
- Parlor Car—Portland to Seattle. (Railway owned) (75)
- Dining Car—Portland to Seattle.
- Reclining Seat Coaches:—Portland to Seattle.
- No. 459—Portland-Tacoma-Seattle—Daily—(Arrives Seattle King Street Station)
- Parlor Lounge Car (Railway owned), Dining Car, Reclining Seat Coaches:—Portland to Seattle.
- No. 457—Portland-Tacoma-Seattle—Daily—(Arrives Seattle Union Station)
- Parlor Car (Railway owned), Dining Car, Reclining Seat Coaches:—Portland to Seattle. (Air-Conditioned.)

All regularly assigned cars are air-conditioned.

All regularly assigned cars are air-conditioned.

Time from 12:01 midnight to 12:00 noon shown in light face type; time from 12:01 noon to 12:00 midnight shown in heavy face type.

Spokane-Portland—North Bank Line

SPOKANE, PORTLAND & SEATTLE RAILWAY

1 Daily		5 Daily		3 Daily		Miles	(Pacific Time) TABLE 7		4-2 Daily		6 Daily		2 Daily	
PM	AM	PM	AM	PM	AM		Lv	Ar	AM	PM	PM	AM	PM	AM
10 53	7 25	9 10	9 15			Lv	Ar	8 10	7 05	10 38				
12 06		9 15						6 35		10 35				
		A		19				B						
		A		10 02				B						
		A		36				B						
		A		10 18				B						
		A		45				B						
		A		50				B						
		A		56				B						
		A		62				B						
		A		10 44				B						
		A		68				B						
		A		80				B						
		A		89				B						
		A		95				B						
		A		11 10				B						
		A		11 26				B						
		A		116				B						
		A		11 58				B						
		A		123				B						
		A		129				B						
		A		135				B						
		A		148				B						
		A		148				B						
		A		151				B						
		A		156				B						
		A		164				B						
		A		176				B						
		A		188				B						
		A		200				B						
		A		209				B						
		A		217				B						
		A		222				B						
		A		233				B						
		A		239				B						
		A		249				B						
		A		260				B						
		A		266				B						
		A		3 10				B						
		A		3 30				B						
		A		273				B						
		A		7 00				B						
		A		12 15				B						
		A		1 29				B						
		A		2 07				B						
		A		2 12				B						
		A		2 14				B						
		A		2 21				B						
		A		2 33				B						
		A		2 39				B						
		A		2 46				B						
		A		2 55				B						
		A		3 01				B						
		A		3 08				B						
		A		3 15				B						
		A		3 23				B						
		A		3 35				B						
		A		3 45				B						
		A		4 08				B						
		A		4 25				B						

Mississippi Valley—North Pacific Coast

KANSAS CITY—BILLINGS—SEATTLE
Northern Pacific-Burlington Lines.

43-1 Daily		Miles	TABLE 8		2-42-20 Daily	
PM	AM		(Central Time)	PM		
6 30	0	Lv	Ar	1 10		
6 45	35	Lv	Ar	12 45		
7 15	50	Lv	Ar	12 20		
8 17	64	Lv	Ar	11 35		
11 30	210	Lv	Ar	7 40		
11 10		Lv	Ar	8 45		
1 55	162	Lv	Ar	3 50		
2 55	206	Lv	Ar	2 40		
10 20	496	Lv	Ar	8 40		
11 20	210	Lv	Ar	7 40		
12 05	210	Lv	Ar	7 10		
1 06	266	Lv	Ar	6 03		
1 37	287	Lv	Ar	5 37		
2 08	306	Lv	Ar	5 18		
1 50	338	Lv	Ar	3 35		
2 52	386	Lv	Ar	2 42		
4 15	468	Lv	Ar	1 21		
5 10	517	Lv	Ar	12 25		
6 10	576	Lv	Ar	11 25		
8 45	0	Lv	Ar	6 30		
4 00	237	Lv	Ar	11 40		
6 50	576	Lv	Ar	10 55		
7 13	595	Lv	Ar	10 30		
8 25	633	Lv	Ar	9 35		
8 57	660	Lv	Ar	8 53		
9 30	686	Lv	Ar	8 20		
9 45	686	Lv	Ar	8 05		
10 45	731	Lv	Ar	7 05		
3 30	909	Lv	Ar	2 50		
5 09	981	Lv	Ar	12 38		
5 30	994	Lv	Ar	12 15		
6 35	1039	Lv	Ar	11 18		
6 55	1051	Lv	Ar	11 00		
12 45		Lv	Ar	7 45		
4 25	1051	Lv	Ar	1 45		
11 50	1286	Lv	Ar	6 45		
3 40	1406	Lv	Ar	3 30		
8 45	1664	Lv	Ar	8 35		
6 00	2043	Lv	Ar	10 00		
8 05	2057	Lv	Ar	9 10		
7 50	2060	Lv	Ar	9 35		

DENVER-CHEYENNE-CASPER-THERMOPOLIS-CODY-BILLINGS

Burlington-Northern Pacific

29-1 Daily		MI.	TABLE 9		26-30 Daily	
PM	AM		Mountain Time	MI.		
9 20	0	Lv	Ar	7 40		
10 24	29	Lv	Ar	6 41		
10 44	43	Lv	Ar	6 27		
11 34	60	Lv	Ar	610		
12 12	74	Lv	Ar	5 41		
1 50	120	Lv	Ar	5 24		
5 25	241	Lv	Ar	4 10		
5 27	241	Lv	Ar	4 28		
8 25	340	Lv	Ar	12 30		
11 50	475	Lv	Ar	3 29		
12 08	487	Lv	Ar	195		
1 45	543	Lv	Ar	183		
3 12	592	Lv	Ar	127		
3 25	598	Lv	Ar	75		
3 30	598	Lv	Ar	72		
3 55	618	Lv	Ar	3 00		
4 40	640	Lv	Ar	2 35		
3 12	592	Lv	Ar	1 50		
3 25	598	Lv	Ar	3 12		
5 00	655	Lv	Ar	2 55		
5 25	670	Lv	Ar	1 17		
		Lv	Ar	1 00		
		Lv	Ar	3 00		
		Lv	Ar	2 35		
		Lv	Ar	1 50		
		Lv	Ar	3 12		
		Lv	Ar	2 55		
		Lv	Ar	1 17		
		Lv	Ar	1 00		

A—Train 3 will stop at any station between Spokane and Pasco to pick up revenue passengers for Vancouver and Portland, and to discharge passengers from points east of Spokane, and at Hooper to discharge revenue passengers from Spokane.

H—Stops to discharge revenue passengers from Spokane or from east of Spokane.

I—Stops on flag for revenue passengers for Bingen-White Salmon, Vancouver and Portland. Also detrain for passengers from east of Spokane.

K—Stops for revenue passengers to points east of Spokane.

FREIGHT SERVICE ONLY	Miles
Lv	0
Lv	7
Lv	11
Lv	14
Lv	17
Lv	31
Lv	36
Lv	42

B—Upon arrangements made in advance with agents, No. 4 will stop at any station to receive passengers for east of Spokane, and at Hooper to discharge revenue passengers from Portland and Vancouver; stops at Hooper daily except Sunday. Stops at Maryhill to discharge revenue passengers from Portland and Bingen-White Salmon. Stops at Stevenson to discharge revenue passengers from Portland and Vancouver.

CHECKED BAGGAGE
may be insured against loss
or damage for a small fee.

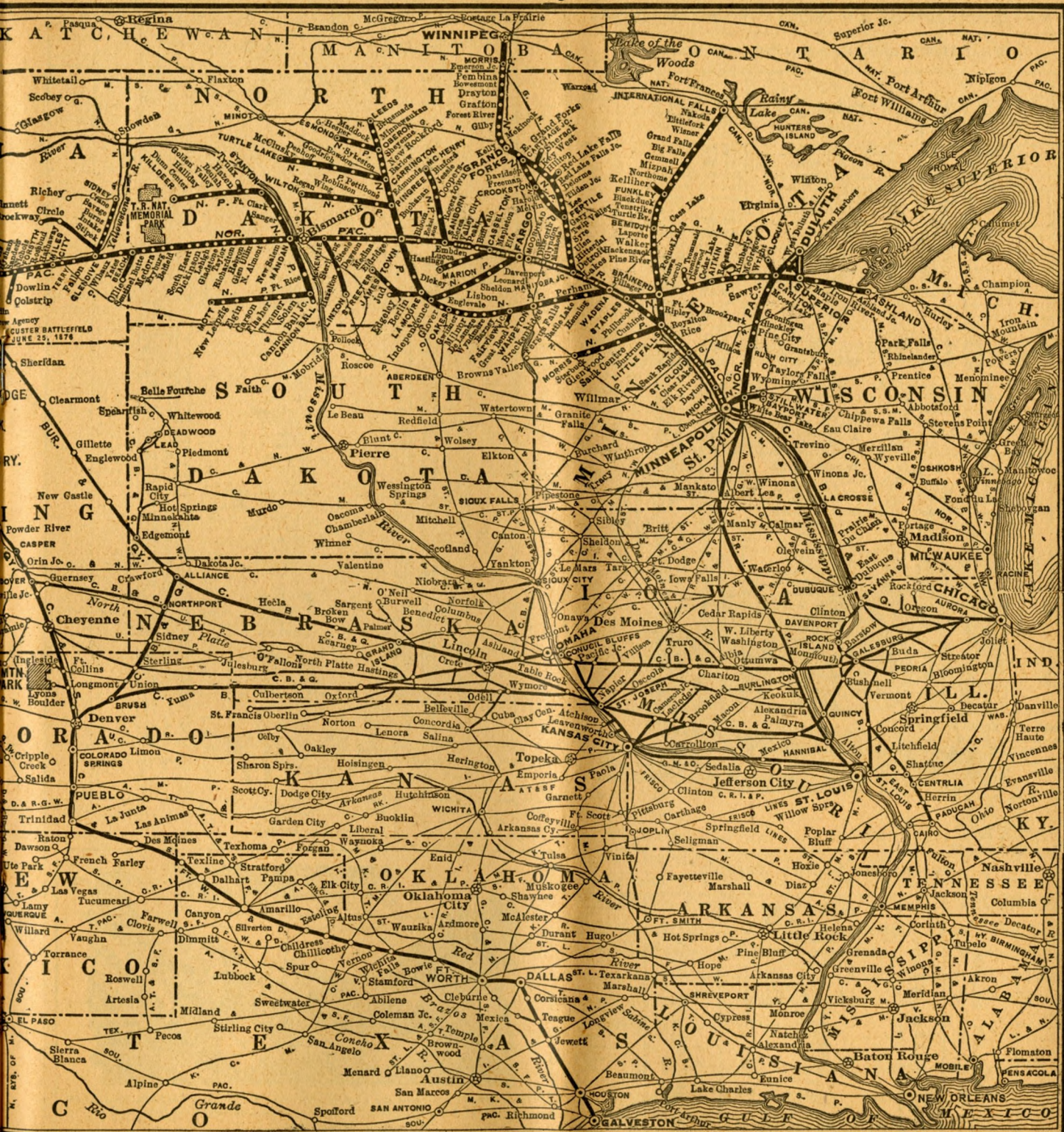
REFERENCE NOTES

c—Continental Trailways Bus *Daily †Daily, except Sunday. /Stops on flag.
d—During Park Season. Rail-Auto available at this point.

NORTHERN PACIFIC RAILWAY



Main Street of the Northwest



DULUTH-SUPERIOR TO NORTH PACIFIC COAST

DULUTH-SUPERIOR AND BRAINERD-STAPLES

		57 Daily PM	55 Daily AM	Mls.	TABLE 13 (Central Time)	56 Daily PM	58 Daily AM		
		5 35	7 25	0	Lv. Duluth	11 50	7 30		
		5 46	7 39	4	Lv. Superior	11 29	7 14		
			7 48	8	Central Ave. Sup.	11 20	f 7 05		
				11	Pokegama				
				16	Anton				
			8 12	23	Wrenshall		6 44		
		6 25	8 21	27	Carlton 10, 11	10 56	6 38		
			8 38	37	Sawyer	10 42			
				44	Corona				
			8 54	49	Cromwell	10 24	6 08		
			9 02	55	Wright	10 15	5 59		
			9 10	61	Tamarack	10 06	5 50		
		f 7 19	9 22	70	McGregor	9 51	5 37		
				74	Lansford				
			9 35	79	Kimberly	9 38			
				85	Rosburg				
		7 48	9 52	91	Aitkin	9 23	5 09		
				96	Cedar Lake				
		8 03	10 09	101	Deerwood 17	9 07	4 57		
				111	Loerch				
		8 22	10 29	118	Ar. Brainerd	8 45	4 34		
		8 22	10 29	118	Lv. Brainerd	8 45	4 34		
				122	Baxter				
				132	Pillager	8 19	4 12		
			10 52	140	Motley	8 07	4 00		
			11 05	140	Ar. Staples	7 50	3 50		
		9 05	11 25	148	Ar. Staples	7 50	3 50		
		3	25	1	Mls. MAIN LINE	2	26	4	
		1 35	9 26	11 51	0 Lv. Staples	7 40	3 44	3 25	
		2 06		12 12	18 Wadena	7 16		2 40	
		3 29		1 00	62 Detroit Lakes	6 22		1 07	
		5 16		f 2 15	110 Moorhead	f 5 10		11 20	
		5 50	11 25	2 30	111 Fargo	5 00	1 42	10 50	
		8 55	1 06	4 27	203 Jamestown	3 10	12 02	7 35	
		11 48	2 49	6 30	305 Bismarck	1 20	10 19	4 30	
		12 01	3 06	6 47	310 Mandan	12 58	10 02	4 15	
				7 42	Ar. Billings	2 10	1 03		
			10 18	4 00	742 Ar. Livingston	11 15	10 51		
			12 30	7 15	858 Ar. Butte	6 55	7 35		
			3 49	11 50	977 Ar. Helena	7 15	7 10		
			3 50	11 35	980 Ar. Missoula	3 30	5 15		
			6 11	3 40	1097 Ar. Spokane	8 35	10 45		
			10 45	8 45	1355 Ar. Portland via S.P.&S.	10 00	3 00		
			7 30	6 00	1734 Ar. Pasco	5 10	7 50		
			1 33	12 15	1501 Ar. Yakima	2 40	5 50		
			3 37	2 40	1590 Ar. Tacoma	9 10	1 15		
			7 55	8 05	1748 Ar. Seattle	9 35	1 30		
			8 00	7 50	1751 Ar. Seattle	9 35	1 30		

Duluth and Fond du Lac

Mls.	TABLE 14
0	Lv. Duluth
2	20th Ave.
5	West Duluth
6	West Duluth Jct
8	Riverside
9	Spirit Lake
10	Morgan Park
12	New Duluth
13	Ar. Fond du Lac

Reference Notes

*Daily. †Daily, except Sunday. ‡Stops on flag. Numbers shown after stations refer to additional tables on which train service to and from that station can be found.

ASHLAND AND DULUTH-SUPERIOR

		Miles	TABLE 15		
		0	Lv. Ashland		
		5	Ashland Jct		
		10	Moquah		
		16	Ino		
		24	Topside		
		28	Iron River		
		32	Muskeg		
		36	Brule		
		41	Blueberry		
		44	Maple		
		48	Poplar		
		50	Wentworth		
		57	Cutter		
		92	Allouez		
		63	East End		
		67	Central Ave		
		71	Ar. Superior		
		75	Ar. Duluth 10, 11, 13		

FREIGHT SERVICE ONLY

FREIGHT SERVICE ONLY


NORTHERN MINNESOTA SERVICE

ST. PAUL-BRAINERD-BEMIDJI AND INTERNATIONAL FALLS

		11 Daily PM	Miles	TABLE 16 (Central Time)	12 Daily AM
		8 50	0	Lv. St. Paul	7 15
		9 30	11	Lv. Minneapolis	6 40
		11 40	107	Ar. Little Falls	3 00
		11 45	107	Lv. Little Falls	2 45
		f 11 56	113	Belle Prairie	f 2 27
		f 11 59	115	Camp Ripley Jct	f 2 22
				Camp Ripley	
		f 12 02	116	Topeka	f 2 18
		12 11	122	Port Ripley	2 09
			128	Lennox	
		f 12 26	131	Crow Wing	f 1 52
		f 12 29	133	Barrows	f 1 47
		12 45	139	Ar. Brainerd	1 35
		5 35	0	Lv. Duluth	7 30
		5 46	4	Lv. Superior	7 14
		8 22	118	Ar. Brainerd	4 34
		1 15	139	Lv. Brainerd	1 05
		1 32	149	Merrifield	12 33
		1 41	154	Lake Hubert	12 25
		1 46	156	Nisswa	12 20
		1 55	162	Pequot Lakes	12 09
		2 02	166	Jenkins	12 02
		2 13	172	Pine River	11 50
		f 2 20	176	Mildred	f 11 42
		2 30	181	Backus	11 34
		2 45	189	Hackensack	11 20
		f 2 58	196	Cyphers	f 11 09
		3 12	202	Walker	10 58
		3 27	209	Benedict	10 43
		3 37	214	Laporte	10 36
		3 52	220	Guthrie	10 27
		f 4 00	225	Nary	f 10 18
		4 19	234	Ar. Bemidji	10 03
		4 34	234	Lv. Bemidji	9 53
		f 4 49	238	Lavina	f 9 36
		f 4 57	243	Turtle River	f 9 26
		5 07	250	Tenstrike	9 16
		5 12	252	Hines	9 10
		5 22	257	Blackduck	9 01
		5 32	264	Punkley	8 50
		f 5 45	271	Orth	f 8 39
			275	Kelliher	
		5 51	273	Northome	8 34
		6 02	279	Mizpah	8 25
		6 12	283	Gemmell	8 16
		f 6 20	288	Ridge	f 8 09
		6 36	296	Margie	7 57
		6 53	305	Big Falls	7 43
		f 6 56	306	Grand Falls	f 7 40
		f 7 05	311	Waukanha	f 7 32
		f 7 13	315	Wisner	f 7 24
		f 7 28	323	Littlefork	7 11
		f 7 45	332	Nakoda	f 6 57
		8 00	339	Ar. International Falls	6 45

CUYUNA NORTHERN BRANCH

		Miles	TABLE 17 (Central Time)
		0	Lv. Deerwood
		4	Ironton
		8	Ar. Tromald



"Day-Nite" coaches on the North Coast Limited feature reclining seats and leg rests for luxurious travel comfort at lowest cost.

Northern Pacific Lines in Minnesota and Manitoba

ST. PAUL-MINNEAPOLIS, GRAND FORKS-WINNIPEG

1-13 Daily PM		Miles	TABLE 18 (Central Time)		14-2 Daily AM	
11 00	0	Lv.	Chicago	Ar	8 00	
8 40	0	Lv.	St. Paul	Ar	11 00	
9 15	11	Lv.	Minneapolis	Ar	10 27	
10 32	76	Lv.	St. Cloud	Ar	9 02	
11 05	107	Lv.	Little Falls	Ar	8 22	
11 41	141	Ar.	Staples	Lv	7 47	
7 25	0	Lv.	Duluth	Ar	11 50	
7 39	4	Lv.	Superior	Ar	11 29	
11 25	148	Ar.	Staples	Lv	7 50	
11 51	141	Lv.	Staples	Ar	7 40	
12 12	159	Lv.	Wadena	Ar	7 16	
1 00	203	Ar.	Detroit Lakes	Lv	6 22	
	216	Ar.	Lake Park	Lv		
1 30	224	Ar.	Manitoba Jct.	Lv	5 52	
124						
12 20	0	Lv.	Fargo	Ar	7 00	
12 24	1	Lv.	Moorhead	Ar	6 55	
1 16	28	Ar.	Manitoba Jct.	Lv	6 09	
13 Daily						
RED RIVER BRANCH						
1 43	224	Lv.	Manitoba Jct.	Ar	5 37	
1 52	229	Lv.	Hitterdal	Ar	5 23	
2 02	236	Lv.	Ulen	Ar	5 10	
2 12	243	Lv.	Syre	Ar	4 58	
2 22	248	Lv.	Twin Valley	Ar	4 47	
2 33	256	Lv.	Gary	Ar	4 36	
2 50	268	Ar.	Fertile	Lv	4 19	
	284	Lv.	Harold	Ar		
3 26	291	Lv.	Crookston	Ar	3 50	
4 10	318	Lv.	East G. Forks, Minn.	Lv	3 03	
4 16	319	Lv.	Grand Forks, N. D.	Lv	2 49	
4 41	335	Lv.	Mekinock	Ar	2 19	
f 4 49	340	Lv.	Honeyford	f	2 10	
f 4 55	344	Lv.	Gilby	f	2 03	
f 5 02	348	Lv.	Johnstown	f	1 56	
b 5 10	353	Lv.	Forest River	b	1 49	
b 5 18	358	Lv.	Voss	b	1 39	
f 5 34	367	Lv.	Grafton	f	1 25	
f 5 45	374	Lv.	Cashel	f	1 14	
5 59	383	Lv.	Drayton	Ar	1 03	
6 13	392	Lv.	Bowesmont	Ar	12 51	
6 25	401	Lv.	Joliette	Ar	12 38	
6 42	412	Ar.	Pembina, N. D.	Lv	12 23	
<i>International Boundary</i>						
a 7 05	415	Lv.	Emerson Jct., Man.	Ar	11 57	
a 7 18	424	Lv.	Letellier	Ar		
a 7 31	433	Lv.	St. Jean Baptiste	Ar		
a 7 41	440	Lv.	Morris	Ar	11 21	
a 8 05	457	Lv.	St. Agathe	Ar		
a 8 21	465	Lv.	Cartier	Ar		
a 8 45	477	Lv.	Portage Jct.	Ar		
8 55	480	Ar.	Winnipeg	Lv	10 20	

Reference Notes.

a—Nos. 13 and 14 will stop to take on and let off revenue passengers.
 b—Stops Saturdays, Sundays and Holidays—flag stop other days.
 f—Stop on flag
 Rail-Auto available at this point.

Equipment

Reclining Seat Coach—Air-Conditioned. Between St. Paul and Winnipeg.
 Cafe Coach. Between Fargo and Winnipeg.


RED LAKE FALLS BRANCH						
0	Lv.	Fertile	Ar			
6	Lv.	Lee	Ar			
12	Lv.	Tilden Jct.	Ar			
16	Lv.	Delorme	Ar			
20	Lv.	Perault	Ar			
24	Lv.	Red Lake Falls	Ar			
33	Lv.	Dorothy	Ar			
45	Lv.	Buffington	Ar			
49	Lv.	Key West	Ar			
55	Lv.	Carthage Jct.	Ar			
60	Lv.	East Grand Forks	Ar			
61	Ar.	Grand Forks	Lv			

TABLE 19
(Central Time)
MORRIS BRANCH

Miles	Lv.	Ar
0	Little Falls	Ar
8	Flensburg	Ar
15	Swanville	Ar
20	Burtrum	Ar
24	Grey Eagle	Ar
28	Ward Springs	Ar
30	Spaulding	Ar
36	Sauk Centre	Ar
42	Stiles	Ar
47	Westport	Ar
52	Villard	Ar
59	Glenwood	Ar
68	Starbuck	Ar
74	New Prairie	Ar
78	Cyrus	Ar
87	Morris	Lv

Freight service only

Going to California?



Plan your trip to include the Pacific Northwest and enjoy the Scenic Route Across America from your de luxe seat on the Vista-Dome North Coast Limited. You'll like these beautiful new cars with unobstructed views of mountains, rivers and forests. You'll like the pleasant luxury of all-room sleeping cars, the splendid meal service and the friendly, courteous service on this fine train. For details, ask your nearest Northern Pacific agent, or write

G. W. RODINE, Passenger Traffic Manager
 Northern Pacific Railway St. Paul 1, Minn.

Northern Pacific Lines in North Dakota


ST. PAUL-MINNEAPOLIS AND FERGUS FALLS-WAHPETON-OAKES

57 Daily	3 Ex. Sat.	Miles	TABLE 20 (Central Time)		2 Daily	56 Daily
			Lv.	Ar.		
	9 30	0	Lv. St. Paul	Ar.	11 00	
	10 15	11	Lv. Minneapolis	Ar.	10 27	
	1 15	141	Ar. Staples	Lv.	7 47	
5 35		0	Lv. Duluth	Ar.	11 50	
5 46		4	Lv. Superior	Ar.	11 29	
9 05		148	Ar. Staples	Lv.	7 50	
	1 11 Ex. Sun. AM		MAIN LINE		1 12 Ex. Sun. PM	
	6 00	0	Lv. Staples	Ar.	5 55	
	6 10	7	Lv. Aldrich	Ar.	5 41	
	6 20	11	Lv. Verdale	Ar.	5 35	
FERGUS FALLS BRANCH						
	6 35	0	Lv. Wadena	Ar.	5 23	
	6 58	10	Lv. Deer Creek	Ar.	5 01	
	7 13	18	Lv. Henning	Ar.	4 45	
	7 26	24	Lv. Vining	Ar.	4 32	
	7 36	29	Lv. Clitheral	Ar.	4 21	
	7 45	33	Lv. Battle Lake	Ar.	4 12	
	8 02	41	Lv. Underwood	Ar.	3 56	
f	8 10	46	Lv. Wall Lake	Ar.	3 45	
f	8 23	51	Lv. Fergus Falls	Ar.	3 35	
f	8 34	58	Lv. French	Ar.	3 23	
f	8 44	63	Lv. Foxhome	Ar.	3 12	
f	8 53	68	Lv. Emdell	Ar.	3 04	
f	9 09	77	Lv. Brockenridge, Minn.	Ar.	2 49	
f	9 15	78	Lv. Wahpeton, N. D.	Ar.	2 44	
f	9 26	85	Lv. Farmington	Ar.	2 30	
f	9 31	88	Lv. Fairview Jct.	Ar.	2 25	
f	9 35	91	Lv. Mooreton	Ar.	2 20	
f	9 46	97	Lv. Barney	Ar.	2 08	
f	9 57	103	Lv. Wyndmere	Ar.	1 56	
f	10 12	113	Lv. De Lamere	Ar.	1 39	
f	10 22	119	Lv. Milnor	Ar.	1 28	
f	10 34	124	Lv. Hoving	Ar.	1 16	
f	10 44	129	Lv. Gwinner	Ar.	1 06	
f	10 58	136	Lv. Stirum	Ar.	12 51	
f	11 13	143	Lv. Crete	Ar.	12 36	
f	11 35	151	Ar. Oakes	Lv.	12 20	

ST. PAUL-MINNEAPOLIS AND FARGO-CASSETON-MARION

57 Daily	3 Daily Ex. Sat.	Miles	TABLE 21 (Central Time)		4 Daily Ex. Mon.	58 Daily
			Lv.	Ar.		
	9 30	0	Lv. St. Paul	Ar.	7 25	
	10 15	11	Lv. Minneapolis	Ar.	6 50	
	5 30	252	Ar. Fargo	Lv.	11 15	
5 35		0	Lv. Duluth	Ar.	7 30	
5 46		4	Lv. Superior	Ar.	7 14	
9 05		148	Ar. Staples	Lv.	3 50	
† 5 30	1 37 Mixed Ex. Sun.	259	Ar. Fargo	Lv.	† 11 15	
	7 20	0	Lv. Fargo	Ar.	5 25	
	7 33	5	Lv. West Fargo	Ar.	5 11	
f	7 39	8	Lv. Pife	Ar.	4 59	
f	7 50	13	Lv. Mapleton	Ar.	4 50	
f	7 56	14	Lv. Norpak	Ar.		
f	8 30	20	Lv. Casselton	Ar.	4 40	
f	8 43	26	Lv. Myra	Ar.	4 08	
f	9 06	33	Lv. Embden	Ar.	3 54	
f	9 32	39	Lv. Alice	Ar.	3 37	
f	10 10	48	Lv. Lucca	Ar.	3 08	
f	10 30	53	Lv. Nome	Ar.	2 55	
f	10 46	57	Lv. Eastedge	Ar.	2 39	
f	11 08	61	Lv. Kathryn	Ar.	2 23	
f	11 38	68	Lv. Hastings	Ar.	1 59	
f	12 08	73	Lv. Litchville	Ar.	1 40	
f	12 45	80	Ar. Marion	Lv.	1 15	

REFERENCE NOTES

fStops on flag. *Daily. †Except Sunday.
 Rail-Auto Service at this point.
 Numbers shown after stations refer to additional tables on which train service to and from that station can be found.

ST. PAUL-MINNEAPOLIS-FARGO AND LA MOURE-EDGELEY

3 Daily Ex. Sat.	Miles	TABLE 22 (Central Time)		2 Daily	
		Lv.	Ar.		
9 30	0	Lv. St. Paul	Ar.	11 00	
10 15	11	Lv. Minneapolis	Ar.	10 27	
5 30	252	Ar. Fargo	Lv.	5 07	
* 5 35	0	Lv. Duluth	Ar.	11 50	
5 46	4	Lv. Superior	Ar.	11 29	
9 05	148	Ar. Staples	Lv.	7 50	
† 5 30	259	Ar. Fargo	Lv.		
FARGO AND SOUTHWESTERN BRANCH					
1 39 Ex. Sun. AM	7 05	0	Lv. Fargo 1-18	Ar.	140 Ex. Sun. PM
	7 25	11	Lv. Horace	Ar.	4 40
f	7 33	16	Lv. Warren	Ar.	4 16
	7 38	20	Lv. Davenport	Ar.	4 02
	7 47	25	Lv. Woods	Ar.	3 47
f	7 54	29	Lv. Leonard	Ar.	3 42
f	8 03	36	Lv. Coburn	Ar.	3 38
	8 12	42	Lv. Sheldon	Ar.	3 29
	8 25	51	Lv. Buttzville	Ar.	3 14
	8 40	56	Lv. Lisbon	Ar.	3 05
	8 52	64	Lv. Elliott	Ar.	2 53
	8 59	69	Lv. Englevale	Ar.	2 45
	9 10	77	Lv. Verona	Ar.	2 34
	9 21	83	Lv. Independence	Ar.	2 25
	9 33	88	Ar. La Moure	Lv.	2 15
	9 55	0	Lv. La Moure	Ar.	12 40
	10 50	21	Ar. Oakes	Lv.	11 50
	9 33	88	Lv. La Moure	Ar.	2 15
	9 51	98	Lv. Berlin	Ar.	1 57
	10 01	104	Lv. Medberry	Ar.	1 49
	10 12	110	Ar. Edgeley	Lv.	1 40
STREETER BRANCH					
	10 12	110	Lv. Edgeley	Ar.	1 40
f	10 30	114	Lv. Deisem	Ar.	1 23
	10 50	122	Lv. Jud	Ar.	1 07
	11 05	129	Lv. Alfred	Ar.	12 52
	11 20	137	Lv. Gackle	Ar.	12 37
	11 45	147	Ar. Streeter	Lv.	12 15

SANBORN AND COOPERSTOWN-McHENRY

141 Ex. Sun.	Miles	TABLE 23 (Central Time)		142 Ex. Sun.	
		Lv.	Ar.		
8 00	0	Lv. Valley City 2	Ar.	2 10	
8 30	0	Lv. Sanborn 2	Ar.	1 40	
8 52	10	Lv. Rogers	Ar.	1 18	
9 12	18	Lv. Dazey	Ar.	12 59	
9 24	24	Lv. Walum	Ar.	12 47	
9 31	27	Lv. Hannaford	Ar.	12 40	
f	9 44	33	Lv. Shepard	Ar.	12 26
9 55	37	Lv. Cooperstown	Ar.	12 19	
	41	Lv. Lovell	Ar.		
10 14	46	Lv. Jessie	Ar.	11 57	
10 25	51	Lv. Binford	Ar.	11 44	
10 35	57	Lv. Mose	Ar.	11 32	
10 50	63	Ar. McHenry	Lv.	11 20	

TWIN CITIES-JAMESTOWN AND WILTON

3 Daily Ex. Sat.	Miles	TABLE 24 (Central Time)		4 Daily Ex. Mon.	
		Lv.	Ar.		
147 Ex. Sun. AM	9 30	0	Lv. St. Paul	Ar.	148 Ex. Sun. AM
	10 15	11	Lv. Minneapolis	Ar.	7 25 6 50
	9 20		Lv. Jamestown	Ar.	5 15
	9 52		Lv. Buchanan	Ar.	4 47
	10 10	0	Lv. Pingree 25	Ar.	4 35
	10 29	9	Lv. Vashti	Ar.	4 20
	10 42	15	Lv. Goldwin	Ar.	4 10
	10 51	21	Lv. Woodworth	Ar.	4 02
	11 14	32	Lv. Pettibone	Ar.	3 42
	11 24	37	Lv. Lake Williams	Ar.	3 32
	11 40	45	Lv. Robinson	Ar.	3 16
	12 02	55	Lv. Tuttle	Ar.	2 56
	12 19	63	Lv. Arena	Ar.	2 39
	12 31	69	Lv. Wing	Ar.	2 28
	12 57	81	Lv. Regan	Ar.	2 04
f	1 07	86	Lv. Still	Ar.	1 54
	1 25	93	Ar. Wilton	Lv.	1 40

ST. PAUL-MPLS.-DUL.-SUPR.-CARRINGTON AND ESMOND-LEEDS

57		3	Miles	TABLE 25		4	58
Daily	Daily Ex. Sat.			(Central Time)		Daily Ex. Mon.	Daily
	9 30	0	Lv. St. Paul	Ar	7 25		
	10 15	11	Lv. Minneapolis	Ar	6 50		
5 35		0	Lv. Duluth	Ar		7 30	
5 46		4	Lv. Superior	Ar		7 14	
	8 35	344	Ar. Jamestown	Lv	8 00	8 00	
147 Ex. Sun. AM	157 Ex. Sun. AM				158 Ex. Sun. PM	148 Ex. Sun.	
9 20	9 05	0	Lv. Jamestown	Ar	4 00	5 15	
9 36	9 18	6	.. Parkhurst		3 45	4 59	
9 52	9 31	13	.. Buchanan		3 33	4 47	
10 10	9 45	21	.. Pingree 24		3 18	4 35	
	9 57	28	.. Edmunds		3 06		
To Wilton See Table No. 24.	159 Mixed Ex. Sun.	10 08 35 44	.. Melville		2 53	From Wilton See Table No. 24.	
	11 35	0	Ar. Carrington	Lv	2 36	11 05	
	12 15	7	.. Dover			10 42	
	12 33	13	.. Sykeston			10 26	
	1 01	20	.. Heaton			10 07	
	1 18	28	.. Bowdon			9 46	
	1 40	33	.. Chaseley			9 31	
	2 15	38	.. Hurdsheld			9 17	
	2 42	48	.. Goodrich			8 47	
	3 15	54	.. Denhoff			8 33	
	3 31	63	.. McClusky			8 08	
	3 53	70	.. Picardville			7 43	
	4 20	76	.. Mercer			7 25	
		85	Ar. Turtle Lake	Lv		7 05	
Mixed	10 35	48	.. Guphill		2 26		
	10 41	52	.. Barlow		2 19		
173 Ex. Sun.	10 59	60	.. New Rockford		2 04		
	11 18	71	.. Sheyenne		1 47		
	11 35	80	.. Oberon		1 32		
		0	Lv. Oberon	Ar		10 30	
		5	.. Josephine			10 17	
		10	.. Flora			10 05	
		15	.. Maddock			9 50	
		20	.. Hesper			9 30	
		28	Ar. Esmond	Lv		9 10	
	11 41	83	.. Lallie		1 25		
	11 53	90	.. Minnewaukan		1 15		
	12 07	99	.. Brinsmade		1 00		
	12 25	109	Ar. Leeds	Lv	12 40		

ST. PAUL-MPLS.-DUL.-SUPR.-LA MOURE AND OAKES—VIA JAMESTOWN

57		3	Miles	TABLE 26		4	58
Daily	Daily Ex. Sat.			(Central Time)		Daily Ex. Mon.	Daily
	9 30	0	Lv. St. Paul	Ar	7 25		
	10 15	11	Lv. Minneapolis	Ar	6 50		
5 35	154 Mixed Ex. Sun.	0	Lv. Duluth	Ar	155 Mixed Ex. Sun.	7 30	
5 46		4	Lv. Superior	Ar		7 14	
	8 00	0	Lv. Jamestown	Ar	2 35		
	8 25	13	.. Ypsilanti		2 05		
	8 40	19	.. Montpelier		1 50		
	9 01	26	.. Adrian		1 35		
	9 15	33	.. Dickey		1 20		
	9 35	41	.. Grand Rapids		12 59		
	9 55	49	.. La Moure		12 40		
	10 10	54	.. Independence		12 20		
	10 25	61	.. Glover		12 05		
	10 50	69	Ar. Oakes	Lv	11 50		

MANDAN-McKENZIE AND LINTON

		Miles	TABLE 27	
			(Central Time)	
	0	Lv. Mandan	Ar	
	6	Lv. Bismarck	Ar	
	24	Ar. McKenzie	Lv	
	0	Lv. McKenzie	Ar	
	7	.. Burdick		
	12	.. Moffitt		
	20	.. Dana		
	28	.. Hazelton		
	37	.. Temvik		
	45	Ar. Linton	Lv	

FREIGHT SERVICE ONLY

RAILROADS — BACKBONE OF TRANSPORTATION SYSTEM

"Without minimizing work of other common carriers, it can be said with certainty that the railroads are the backbone of our transportation system. If all other forms of transportation stopped operating, there'd be plenty of headaches. If the railroads stopped, there'd be disaster."

—Pine Bluff (Ark.) Commercial

MANDAN, NEW LEIPZIG AND MOTT

161		Miles	TABLE 28		162
Ex. Sun. PM			(Mountain Time)		Ex. Sun. AM
12 30	0	Lv. Mandan	Ar	10 00	
12 53	13	.. Schmidt		9 28	
1 05	20	.. Huff		9 15	
1 18	28	.. Fort Rice		9 01	
1 35	37	.. Cannon Ball		8 44	
2 01	46	.. Solen		8 19	
2 14	54	.. Breien		8 06	
2 22	57	.. Timmer		7 59	
2 45	70	.. Flasher		7 38	
3 03	79	.. Lark		7 21	
3 23	89	.. Carson		7 02	
3 35	95	.. Hell		6 49	
3 51	102	.. Elgin		6 35	
4 03	108	.. New Leipzig		6 25	
4 11	112	.. Odessa		6 18	
4 23	118	.. Burt		6 06	
4 40	127	Ar. Mott	Lv	5 50	

Mountain Time, one hour earlier than Central Time.

MANDAN, STANTON AND KILLDEER

163		Miles	TABLE 29		164
Ex. Sun. PM			(Mountain Time)		Ex. Sun. AM
12 25	0	Lv. Mandan	Ar	9 40	
12 48	11	.. Harmon		9 13	
1 06	21	.. Price		8 54	
1 19	28	.. Sanger		8 41	
1 34	36	.. Hensler		8 26	
1 50	44	.. Fort Clark		8 09	
2 07	53	.. Stanton		7 52	
2 28	65	.. Hazen		7 29	
2 46	74	.. Beulah		7 13	
3 02	81	.. Zap		6 59	
3 15	88	.. Golden Valley		6 46	
3 28	95	.. Dodge		6 33	
3 42	102	.. Halliday		6 19	
3 52	108	.. Werner		6 08	
4 07	115	.. Dunn Center		5 53	
4 25	122	Ar. Killdeer	Lv	5 40	

Mountain Time, one hour earlier than Central Time.

BEACH AND OLLIE

Mixed 199 Mon. & Fri.		Miles	TABLE 30		Mixed 200 Mon. & Fri.
			(Mountain Time)		
6 10	0	Lv. Dickinson	Ar	9 05	
6 45	13	.. Beach		8 20	
7 05	21	.. Golva, No. Dak.		7 55	
7 25	26	Ar. Ollie	Lv	7 35	

GLENDIVE AND SIDNEY NORTHERN PACIFIC TRANSPORT CO.

Bus Daily AM		Miles	TABLE 31		Bus Daily PM	
			(Mountain Time)		Rail Tickets Honored.	
8 00	0	Lv. Glendive	Ar	4 45		
f —	11	.. Stipek		4 16		
f —	20	.. Intake		3 55		
f —	29	.. Burns				
8 45	35	.. Savage				
f —	40	.. Hoffmanville				
f —	45	.. Crane				
9 25	55	Ar. Sidney	Lv	3 20		

GLENDIVE-CIRCLE-BROCKWAY NORTHERN PACIFIC TRANSPORT CO.

Bus Ex. Sun. AM		Miles	TABLE 32		Bus Ex. Sun. PM	
			(Mountain Time)		Rail Tickets Honored.	
8 00	0	Lv. Glendive	Ar	1 55		
f —	13	.. Green				
f —	16	.. Woodrow				
8 40	24	.. Lindsay		1 15		
f —	33	.. Rimroad				
f —	38	.. Redwater				
9 15	52	.. Circle		12 30		
10 30	64	Ar. Brockway	Lv	10 35		

Numbers shown after stations refer to additional tables on which train service to and from that station can be found.

Northern Pacific Lines in Montana

BILLINGS AND RED LODGE NORTHERN PACIFIC TRANSPORT CO.

Bus Daily PM	Bus Daily A. M.	Miles	TABLE 33 (Mt. Time) Rail Tickets Honored	Bus Daily P. M.	Bus Daily A. M.
2 45	7 30	0	Lv. Billings... Ar	6 15	11 30
f	f	8	Yegen	f	f
f	f	12	Mossmain	f	f
3 10	7 55	10	Laurel	5 55	11 05
f	f	20	Mason	f	f
3 25	8 10	25	Slesia	5 40	10 50
f	f	27	Rockvale	f	f
f	f	29	Montauqua	f	f
3 40	8 25	33	Joliet	5 25	10 35
3 50	8 35	36	Boyd	5 15	10 25
f	f	44	Selmes	f	f
4 05	8 50	47	Roberts	5 00	10 00
f	f	53	Fox	f	f
4 30	9 15	59	Ar Red Lodge Lv	4 35	9 45
c 9 25	9 25	59	Lv Red Lodge Ar	c 4 30	
			"See 'Em Alive'"		
			Princeton Camp		
			Piney Dell		
			Richel Lodge		
			Twin Lakes		
			Summit		
			Long Lake		
	11 30		Beartooth	3 00	
			LT-B4 Ranch		
			Ar... Cooke... Lv		
			Lv... Cooke... Ar		
c 1 30			Ar Silver Gate Lv	c 1 50	
			(N. E. Entrance Yellowstone Park)		

LAUREL-MOSSMAIN AND RAPELJE

Miles	TABLE 34 (Mountain Time)
0	Lv. Laurel... Ar
5	Mossmain
7	Hesper
12	Wickett
21	Coombs
27	Molt
35	Wheat Basin
45	Ar Rapelje... Lv

BILLINGS-LAUREL AND BRIDGER AMERICAN TRAILWAYS (Rail Tickets Honored)

Bus Daily	Bus Daily	Miles	TABLE 35 (Mountain Time)	Bus Daily	Bus Daily
7 00	7 20	0	Lv. Billings... Ar	4 10	4 55
f	f	10	Mossmain	f	f
7 25	7 45	15	Laurel	3 46	4 29
f	f	31	Edgar	f	f
f	f	37	Fromberg	f	f
8 05	8 25	44	Ar Bridger 36 Lv	3 06	3 49

Montana, Wyoming and Southern Railroad

Motor Ex. Sun.	Miles	TABLE 36 (Mountain Time)	Motor Ex. Sun.
9 50	0	Lv. Bridger 35... Ar	3 25
10 05	6	Golden	f 3 05
10 25	12	Belfry	2 45
10 55	20	Bearcreek	1 35
11 10	25	Ar Washoe... Lv	1 20
11 30	29	Ar Red Lodge... Lv	1 00

ROSEBUD BRANCH

Miles	TABLE 37
0	Nichols
15	Dowlin
29	Coltrin

LIVINGSTON AND GARDINER Gateway to Yellowstone National Park NORTHERN PACIFIC TRANSPORT COMPANY

Bus Daily PM	Bus Daily AM	Miles	TABLE 38 (Mountain Time) Rail tickets honored	Bus Daily AM	Bus Daily PM
e 12 40	e 7 35	0	Lv. Livingston... Ar	e 10 40	9 00
		10	Brisbin		
		15	Trail Creek		
		17	Pray	f	f
		20	Chicory	f	f
		23	Emigrant	f	f
		23	Chico Hot Springs	f	f
		25	Merriman	f	f
		31	Dailey	f	f
		37	Carbella	f	f
		40	Sphinx	f	f
		47	Corwin Springs	f	f
		49	Electric	f	f
2 30	9 05	52	Ar Gardiner... Lv	e 9 10	e 7 30

RAIL TICKETS HONORED

LIVINGSTON-CLYDE PARK AND WILLSALL

Freight Service Only	Miles	TABLE 39 (Mountain Time)	Freight Service Only
	0	Lv. Livingston... Ar	
	10	Grannis	
	14	Chadborn	
	17	Tregloan	
	20	Clyde Park	
	26	Shields	
	28	Ar Willsall... Lv	

BUTTE-WHITEHALL AND PONY-HARRISON-NORRIS NORTHERN PACIFIC TRANSPORT COMPANY

Bus Ex. Sunday A. M.	Miles	TABLE 40 (Mountain Time)	Bus Ex. Sunday P. M.
9 30	0	Lv. Butte... Ar	5 30
11 15	33	Ar Whitehall... Lv	4 40
Rail Tickets Honored.			
	11 15	Lv Whitehall... Ar	4 40
	11 30	Lv Cardwell... Lv	4 25
	12 01	Lv Sappington 4... Lv	4 05
	12 15	Lv Harrison... Lv	3 50
	12 45	Ar Norris... Lv	3 30
	1 15	Ar Ennis... Lv	3 00
	12 20	0 Lv Harrison... Ar	12 05
	12 50	6 Ar Pony... Lv	11 35

LOGAN-WHITEHALL AND ALDER NORTHERN PACIFIC TRANSPORT COMPANY

Train 1-235 Daily	Bus Ex. Sun.	Miles	Table 41 (Mountain Time)	Train 236 Daily	Bus Ex. Sun.
9 45	10 00	0	Lv Logan... Ar	8 55	5 40
f 9 53	10 15	7	Three Forks	f 8 44	5 25
10 01	f	13	Willow Creek	f 8 37	f
10 42	11 00	39	Ar Whitehall... Lv	8 03	4 40
Rail Tickets Honored.					
Bus Sun. Only	Bus Ex. Sun.			Bus Ex. Sun.	Bus Sun. Only
8 00	9 30	0	Lv Butte... Ar	5 30	2 15
	11 15	33	Ar Whitehall... Lv	4 40	
Bus Sun. Only	Bus Ex. Sun.			Bus Ex. Sun.	Bus Sun. Only
9 30	12 10	26	Lv Whitehall... Ar	4 40	
9 55	12 50	33	Waterloo	f	1 00
f	11 55	16	Silver Star	f	
9 30	12 10	19	Iron Rod	f	
9 55	12 50	33	Twin Bridges	3 40	12 35
10 15	1 10	43	Sheridan	3 25	12 01
10 25	1 15	46	Laurin	3 10	11 50
10 45	1 45	55	Alder	3 05	11 40
	2 15	69	Ar Virginia City... Lv	2 50	11 25
			Ar Ennis... Lv	2 20	

You'll like the



VISTA DOME
NORTH COAST LIMITED

REFERENCE NOTES.

cDaily during Yellowstone Park season, June 20 to September 8.
dConnect at Silver Star.
eDuring Park season (June 20 to Sept. 8, 1955), busses operate daily from Livingston at 7 35 am and 12 40 pm, arriving Gardiner 9 05 am and 2 30 pm; leave Gardiner 9 10 am and 7 30 pm; arriving Livingston 10 40 am and 9 00 pm. To June 20, 1955, and after Sept. 9, 1955, bus leaves Livingston daily, except Sunday, 8 10 am, arrives Gardiner 10 15 am; leaves Gardiner, daily except Sunday, 11 30 am, arrives Livingston 1 20 pm.
fStops on flag. //Lunch.
†Daily, Except Sunday.
*Daily.
☞Rail-Auto Service at this point.
Numbers shown after stations refer to additional tables on which train service to and from that station can be found.

BUTTE, ANACONDA & PACIFIC RAILWAY

Miles	TABLE 42 (Mt. Time)	Freight Service Only
0	Lv. Butte... Ar	
4	Rocker	
7	Silver Bow	
8	Ramsay	
9	Dawson	
14	Durant	
16	Gregson	
26	Ar Anaconda... Lv	

BUTTE-HELENA AND DRUMMOND-PHILPSBURG

287 Daily P. M.	Miles	TABLE 43 (Mt. Time)	288 Daily P. M.
12 05		Lv. Butte... Ar	6 45
1 20		Ar Garrison... Lv	5 20
Tr'n 1 Daily A. M.			2 Daily P. M.
11 50	0	Helena	7 00
2 00		Garrison	5 20
2 32	72	Drummond	4 32
Intermountain Transportation Company (Rail Tickets Honored.)			
Bus Daily P. M.	Bus Daily A. M.		Bus Daily P. M.
10 10	11 30	0	Lv Drummond Ar
		3	New Chicago
		6	Hall
		12	Stone
		15	Maxville
10 50	12 10	26	Ar Phillipsburg Lv

MISSOULA-DIXON-POLSON

B IMT Bus Daily	A NPT Bus Ex. Sun.	A NPT Bus Ex. Sun.	Miles	TABLE 45 (Mountain Time)	A NPT Bus Ex. Sun.	A NPT Bus Ex. Sun.	B IMT Bus Daily
9 00	4 00	7 00	0	Lv. Missoula. Ar	2 00	12 50	10 00
9 37	f 4 30	f 7 35	28	Arlee	f 1 15	f 12 10	9 23
9 52	4 55	7 55	39	Ar. Ravalli. Lv	12 55	11 55	9 08
10 00	f 5 10	—	—	ⓄSt. Ignatius.	—	f 11 45	9 00
10 24	5 25	—	61	Ronan	—	11 25	8 36
10 31	f 5 35	—	67	Pablo	—	f —	8 29
10 45	5 50	—	75	Ar. Polson. Lv	—	11 00	8 15
—	—	7 55	39	Lv. Ravalli. Ar	12 55	—	—
—	—	8 05	47	Dixon	12 35	—	—
—	—	—	52	Ar. Moiese. Lv	—	—	—
—	—	8 35	61	Ar. Charlo. Lv	12 00	—	—
—	—	9 30	75	Ronan	11 30	—	—
12 05	—	—	—	Kalispell.	—	—	6 45


Reference Notes:

- Ⓞ Not on Rail line.
- A—Northern Pacific Transport Bus-Rail tickets honored.
- B—Intermountain Transportation Company Bus-Rail tickets honored **Sundays only** between Missoula, Polson and intermediate stations.

BUTTE-HELENA-MISSOULA AND STEVENSVILLE-HAMILTON
NORTHERN PACIFIC TRANSPORT COMPANY

287-1 Daily PM	Miles	TABLE 46 (Mountain Time)	2-288 Daily PM
12 05	0	Lv. Butte Ar	6 45
3 40	120	Ar. Missoula Lv	3 30
1 Daily AM		Rail Tickets Honored.	2 Daily PM
11 50	0	Lv. Helena Ar	7 00
3 40	117	Ar. Missoula Lv	3 30
Bus Daily PM	Bus Daily AM		Bus Daily PM
4 00	8 00	Lv. Missoula Ar	2 00
—	—	Post	f —
—	—	Hayes	f —
4 20	8 30	Lolo	1 40
—	f —	McClain	f —
4 30	8 45	Florence	1 20
—	f —	Kenspur	f —
—	f —	Bass	f —
4 50	9 10	Stevensville	1 00
5 05	9 25	Victor	12 40
—	f —	Tucker	f —
5 20	9 45	Corvallis	12 20
5 30	10 00	Ar. Hamilton Lv	12 05
—	f —	Lv. Hamilton Ar	12 05
—	f —	Grantsdale	f 11 40
—	f —	Como	f 11 30
—	f —	Gorus	f 11 20
5 50	10 45	Ar. Darby (Nearest rail-head Lv to Salmon, Idaho).	11 10

PROTECT YOUR
BAGGAGE!



If it's worth-while taking, it's worth-while insuring.
St. Paul Fire and Marine Insurance Co. policies on sale at principal offices.

Northern Pacific Railway Co.

HELENA-BUTTE-MISSOULA AND WALLACE

Bus-25 Daily	1 Daily	Mls	Table 47 (Mtn Time)	Bus-26 Daily	Bus-2 Daily	Bus-2 Daily		
3 00	11 50	0	Lv. Helena. Ar	8 00	7 00	7 00		
6 11	3 40	117	Ar. Missoula. Lv	5 15	3 30	3 30		
3 54	12 05	0	Lv. Butte. Ar	7 30	6 45	6 45		
6 11	3 40	120	Ar. Missoula. Lv	5 15	3 30	3 30		
Bus Daily AM	Bus Daily PM	Bus Daily PM	Bus Daily AM	Bus Daily AM	Bus Daily PM	Bus Daily PM		
3 45	11 40	5 50	10 30	Lv. Missoula. Ar	R1 10	7 35	12 35	5 35
f —	12 05	6 15	10 55	Frenchtown	f —	7 08	12 09	5 07
f —	12 11	6 21	11 01	Huson	f —	7 02	12 04	5 02
f —	f —	f —	22	Nine Mile	f —	f —	f —	f —
4 22	12 25	6 34	11 13	Alberton	12 24	6 49	11 50	4 50
f —	f —	f —	48	Cyr	f —	f —	f —	f —
4 59	1 10	7 17	11 55	Superior	11 42	6 08	11 00	4 05
5 16	1 30	7 37	12 45	Ar. St. Regis. Lv	11 23	5 48	10 40	3 45
f —	f —	7 57	1 05	De Borgia	f —	f —	f —	f —
f —	R2 00	R8 05	m1 13	Haugan	11 03	f —	10 18	3 23
f —	f —	f —	107	Saltese	R10 55	R5 20	R1010	3 15
f —	f —	f —	116	Lookout, Mont.	f —	f —	f —	f —
f —	f —	f —	125	Larson	f —	f —	f —	f —
6 12	HS	8 35	1 43	Mullan	10 20	HS	9 40	2 40
6 40	3 10	9 10	2 05	ArWallace(MT)Lv	10 10	4 35	9 25	2 25

Reference Marks

*Daily. m—meal. f—Stops on flag. R—Rest stop. HS—Highway Stop.



YOU'LL LIKE THE
Vista-Dome
NORTH COAST
LIMITED

SPOKANE-COULEE AND CONNELL

Mls	TABLE 50 (Pacific Time)
0	Lv. Spokane . . . Ar
9	Marshall
16	Cheney
23	Four Lakes
27	Medical Lake
32	Deep Creek
37	Hite
43	Reardan
50	Mondovi
58	Davenport
64	Rocklyn
73	Telford
81	Creston
91	Wilbur
97	Govan
104	Almira
108	Hanson
113	Hartline
122	Oclair
125	Coulee City
147	Wheeler
160	Warden
186	Ar. Connell . . . Lv

YOU CAN
SAVE MONEY

You can save 10% or more on your purchase of rail transportation by buying round trip tickets.

For travel information see your local
NORTHERN PACIFIC
AGENT

RAILROADS ARE HEAVY CONTRIBUTORS

"The railroads contribute to the pleasure of the American people as well as to the strength of the American nation. Every hour, day and night, the rails move the equivalent of 70 million tons of freight a mile; transport more than 3½ million passengers a mile; handle 20,800 express shipments and 1½ million pounds of mail — pay \$135,000 in taxes. The railroads are about as indispensable as anything on earth can be."

—Kannapolis (N. C.) Independent

Northern Pacific Lines in Washington and Idaho

SPOKANE-PULLMAN AND LEWISTON

	311 Daily AM	Miles	TABLE 51 (Pac. Time)	314 Daily	
	8 45	0	Lv. Spokane Ar	8 30	
	8 57	9	.. Marshall ..	8 19	
		15	.. Dynamite ..		
f	9 14	20	.. Spangle ..	8 02	
		28	.. Plaza ..		
		32	.. North Pine ..		
f	9 35	36	.. Rosalia ..	7 41	
f	9 51	47	.. Oakesdale ..	7 25	
f	10 01	52	.. Belmont ..	7 16	
		56	.. Eden ..		
f	10 11	58	.. Garfield ..	7 05	
	10 31	68	.. Palouse ..	6 48	
		75	.. Fallon ..		
		79	.. Whelan ..		
	10 59	84	.. Pullman ..	6 22	
		90	.. Sunshine, Wash. ..		
	11 18	95	.. Moscow, Ida. ..	6 01	
f	11 28	102	.. Joel ..		
f	11 34	106	.. Howell ..		
f	11 41	108	.. Troy ..	5 37	
12 04	120		.. Kendrick ..	5 14	
f	12 11	124	.. Juliaetta ..	5 07	
12 23	132		.. Arrow 53 ..	4 54	
f	12 29	135	.. Spalding ..	4 47	
f	12 31	136	Lv. North Lapwal	4 44	
12 45	146		Ar. Lewiston	4 30	
PM			.. Clarkston ..	PM	

Tickets reading via Northern Pacific Railway between Spokane and Lewiston and intermediate points will also be honored on busses of Overland Greyhound Lines.

Tickets reading via Northern Pacific Railway between Lewiston and Spokane and intermediate points will also be honored on busses of Overland Greyhound Lines.

YAKIMA, NACHES, MOXEE CITY AND TIETON

	Miles	TABLE 54 (Pacific Time)	
	0	Lv. Yakima Ar	
	14	Ar. Naches Lv	
	0	Lv. Yakima Ar	
	9	Ar. Moxee City Lv	
	0	Lv. Yakima Ar	
	17	Ar. Tieton Lv	

PASCO AND PENDLETON

	Miles	TABLE 55 (Pacific Time)	
	0	Lv. Pasco Ar	
	12	.. Attalia ..	
	15	.. Wallula ..	
	25	.. Ring, Ore ..	
	30	.. Vansycle ..	
	32	.. Stanton ..	
	33	.. Smeltz ..	
	35	.. Apex ..	
	37	.. Helix ..	
	42	.. Myrick ..	
	46	.. McCormach ..	
	48	.. Fulton ..	
	54	Ar. Pendleton Lv	

FREIGHT SERVICE ONLY

FREIGHT SERVICE ONLY

FREIGHT SERVICE ONLY

FREIGHT SERVICE ONLY


f Stops on Flag Rail-Auto Service at this point.

CAMAS PRAIRIE RAILROAD

	311 Daily	Miles	TABLE 52 (Pacific Time)	314 Daily	
344 Daily	8 45	0	Lv. Spokane Ar	8 30	343 Daily
	1 29	136	Ar. Spalding	4 47	
		0	Lv. Lewiston Ar		1 55
f	8 00	9	Lv. North Lapwal		1 34
	8 18	10	.. Spalding ..		1 23
	8 20	14	.. Lapwal ..		1 20
f	8 26	16	.. Sweetwater ..		1 15
f	8 31	18	.. Bundy ..		1 13
f	8 37	20	.. Jacques ..		1 10
f	8 40	22	.. Culdesac ..		12 27
	8 46	36	.. Reubens ..		12 18
f	9 32	40	.. Craig Jct ..		12 10
f	9 38	45	.. Craigmont ..		11 54
	9 49	53	.. Ferdinand ..		11 37
10 04		61	.. Cottonwood ..		11 18
10 19		70	.. Fenn ..		11 05
10 37		77	Ar. Grangeville Lv		
10 56					
	U. P. 73 Daily			U. P. 74 Daily	
	7 45	0	Lv. Lewiston Ar	7 30	
	8 40	36	.. Almota ..	6 30	
	9 40	72	Ar. Riparia Lv	5 35	

CAMAS PRAIRIE RAILROAD

	311 Daily	Miles	TABLE 53 (Pacific Time)	314 Daily	
	8 45	0	Lv. Spokane Ar	8 30	
	12 23	132	Ar. Arrow 51 Lv	4 54	
	324 Daily AM			323 Daily PM	
	8 10	0	Lv. Lewiston Ar	2 05	
	8 40	14	Ar. Arrow 51 Lv	1 35	
	8 40	0	Lv. Arrow 51 Ar	1 35	
f	9 03	12	.. Agatha ..	1 03	
	9 07	13	.. Lenore ..	1 00	
f	9 22	20	.. Peck ..	12 44	
	9 33	25	.. Ahshaka ..	12 34	
	9 44	29	.. Orofino ..	12 25	
		40	.. Headquarters ..		
	10 04	37	.. Greer ..	12 05	
	10 37	52	.. Kamiah ..	11 35	
	10 55	60	.. Kooskia ..	11 20	
	11 03	63	Ar. Stites Lv	11 08	



AN AGRICULTURAL EMPIRE

Northwest states served by the Northern Pacific comprise an agricultural empire. The northern Great Plains in Minnesota, North Dakota and Montana produce nearly all of the hard red spring wheat required by millers for fine-grained, hard-crusted breads now in keen demand. And they grow almost all of the durum wheat used in America — the wheat from which macaroni products are made — and practically all of the flax. Barley, rye, oats, sugar beets, potatoes, corn, hay and pasture are important Great Plains crops, too.

The Pacific Northwest, including western Montana, northern Idaho, Washington and Oregon, leads in production of apples and is second in pears. Great volumes of peaches, apricots, prunes, cherries, berries, truck crops, sugar beets, potatoes and specialty crops go to market from this area. Eastern Washington, north-eastern Oregon and west central Idaho annually produce over 100,000,000 bushels of "soft" wheats — the varieties that manufacturers must have to turn out the right kind of flour for biscuits, cakes, crackers, and breakfast foods.

Livestock is a major source of income in all Northwest states — both range livestock and farm-size herds and flocks. Butter and eggs, too, are leading items.

For additional facts about this great agricultural empire, write to **J. W. HAW, Director, Agricultural Development Dept. 109 Northern Pacific Ry., St. Paul 1, Minnesota**

Time from 12:01 midnight to 12:00 noon shown in light face type; time from 12:01 noon to 12:00 midnight shown in heavy face type.

SPOKANE-PORTLAND-SEATTLE-TACOMA-WALLA WALLA AND DAYTON

**RAILS PROVIDE
LOW-COST
TRANSPORTATION**

"In the early days, the pack mule was the common carrier — and the cost of transporting a ton of freight one mile was about a dollar.

"The prairie schooner then came into the picture, sharply reducing the ton-mile rate to something like 20 cents.

"The first railroads were responsible for the next marked reduction, cutting the average ton-mile charge to seven cents. A generation later trains and tracks and everything else connected with railroad operations had been vastly improved. This was reflected in a ton-mile rate of about three cents.

"Today, prices and wages are far higher than in those early eras. But **now** the railroads will carry a ton of freight a mile for an average cost of less than one and one-half cents."

—Binghamton (N. Y.) Sun

4 Daily	Mls	TABLE 56	3 Daily
10 00	0	Lv. Portland. Ar	6 00
2 30	232	Ar. Pasco. Lv	1 00
2		NORTHERN PACIFIC	1
9 35	0	Lv. Seattle. Ar	8 00
9 10	0	Lv. Tacoma. Ar	7 55
4 45	250	Ar. Pasco. Lv	12 40
25			2
10 53	0	Lv. Spokane. Ar	8 10
1 33	146	Ar. Pasco. Lv	5 10
347			348
Daily			Daily
5 10	0	Lv. Pasco. Ar	11 20
	3	Ainsworth Jct.	
f 5 21	4	Burbank	10 56
f 5 37	12	Attalia	10 38
f	20	LeGrow	
f 5 59	21	Slater	10 20
f	25	Welland	
f 6 13	28	Adkins	10 07
6 23	34	Eureka	9 57
f 6 35	40	Lamar	9 43
f	41	Harsha	
f 6 44	44	Paddock	9 35
f 6 46	45	Climax	9 33
	46	Drum	
f 6 57	50	Rulo	9 22
f 7 03	52	Thiel	9 17
f 7 10	56	Dry Creek	9 11
f	57	Sudbury	
f 7 17	59	Pedigo	9 05
f 7 30	64	Walla Walla	8 55
	69	Riffle	
	70	Sapolil	
	71	Buroker	
	72	Spring Creek	
	74	Gilliam	
	75	Dixie	
	77	Eastman	
	80	Minnick	
	85	Coppei	
	88	Waitsburg	
	91	Huntsville	
	95	Long	
	98	Ar. Dayton. Lv	

Reference Notes: *Daily. †Ex. Sun. /Stop on flag.
Rail-Auto available at this point.

SEATTLE-EVERETT-DARRINGTON-BELLINGHAM AND SUMAS

Miles	TABLE 57
0	Lv. Seattle. Ar
4	Interbay
7	Fremont
9	University
12	Keith
16	Lake
23	Bothell
24	Woodinville
30	Maltby
39	Snohomish
44	Machias
47	Hartford
51	Getchell
44	Lowell
45	Everett
58	Edgewood
61	Arlington
65	Bryant
66	Pilchuck
71	McMurray
77	Montborne
79	Big Lake
84	Clear Lake
87	Sedro-Woolley
95	Thornwood
99	Ar. Wickersham. Lv

FREIGHT SERVICE ONLY
Tickets reading over the Northern Pacific Railway to or from Everett or Bellingham only will be honored by Great Northern Ry. or Northwest Greyhound Lines who maintain frequent daily service.

FREIGHT SERVICE ONLY
Tickets reading over the Northern Pacific Railway to or from Everett or Bellingham only will be honored by Great Northern Ry. or Northwest Greyhound Lines who maintain frequent daily service.

WOODINVILLE—NORTH BEND

Mls	TABLE 57A
0	Woodinville
4	Willows
7	Redmond
11	Inglewood
15	Monohon
19	Issaquah
23	High Point
26	Preston
29	Falls City
32	Snoqualmie Falls
33	Snoqualmie
36	North Bend

ARLINGTON JCT.—DARRINGTON

Mls	TABLE 57B
0	Arlington Junction
9	Cavano
13	Halterman
17	Hazel
18	Tulker
21	Fortson
28	Darrington

WICKERSHAM—SUMAS

Miles from Seattle	TABLE 57C
99	Wickersham
104	Acme
106	Standard
112	Deming
122	Nooksack
128	Sumas



FAST FREIGHT!

Northern Pacific's new fast time cuts 24 hours off westbound transcontinental time freight schedule!

POWER—Since 1940, we've put more than 300 smooth-rolling diesel locomotive units in freight and passenger service.

ROLLING STOCK—Modern freight cars recently put in service include a fleet of mechanical refrigerator cars, DF (damage free) cars and 500 ice refrigerator cars.

ROADBED—We've laid down millions of yards of heavy rock and gravel ballast, thousands of tons of new rail, forests of ties. We've reduced grades, built bridges and tunnels.

PERSONNEL—Competent staffs in traffic offices maintained by Northern Pacific in cities throughout the United States and Canada are eager to serve you.



**NORTHERN PACIFIC
RAILWAY**

MAIN STREET OF THE NORTHWEST

CLE ELUM-ROSLYN AND RONALD

Read Down	Mls	TABLE 58 (Pacific Time)	Read Up
FREIGHT SERVICE ONLY	0 2 4 5	Lv. Cle Elum Mine S. Koslyn Ronald	FREIGHT SERVICE ONLY

SEATTLE-TACOMA-OLYMPIA-ABERDEEN-HOQUIAM AND MOCLIPS

422-461 Ex.Su. AM	Miles	TABLE 59 (Pacific Time)	464-493 Ex.Su. PM	Lv. Seattle	Ar	8 20	Tickets reading via Northern Pacific Railway from Spokane and east to Elma, Montesano, Aberdeen and Hoquiam will also be honored on buses of Northwest Greyhound—Blue Gray Stages from Seattle to these points. Such tickets should be presented at Depot Ticket Office Seattle for exchange.
				Orrilla	—	—	
7 45	0	Lv. Seattle	Ar	8 20	—	—	Tickets reading via Northern Pacific Railway from Spokane and east to Elma, Montesano, Aberdeen and Hoquiam will also be honored on buses of Northwest Greyhound—Blue Gray Stages from Seattle to these points. Such tickets should be presented at Depot Ticket Office Seattle for exchange.
—	12	Orrilla	—	—	—	—	
—	14	O'Brien	—	—	—	—	
8 10	16	Kent	—	7 45	—	—	
—	18	Thomas	—	—	—	—	
—	20	Christopher	—	—	—	—	
8 20	22	Auburn	—	7 32	—	—	
f 8 28	26	Dieringer	—	—	—	—	
8 35	29	Sumner	—	7 15	—	—	
8 45	32	Puyallup	—	7 08	—	—	
9 05	40	Ar. Tacoma	Lv	6 50	—	—	
9 25	40	Lv. Tacoma	Ar	6 37	—	—	
9 39	45	South Tacoma	—	6 20	—	—	
f 9 45	48	Lakeview	—	6 12	—	—	
f 9 55	53	Camp Murray	—	f 6 02	—	—	
10 10	56	Fort Lewis	—	5 55	—	—	
10 22	60	Nisqually	—	5 33	—	—	
10 30	64	St. Clair	—	5 23	—	—	
461	—	—	—	464	—	—	
10 30	64	St. Clair	—	5 23	—	—	
f10 36	67	Union Mill	—	5 17	—	—	
f10 40	71	Lacey	—	f 5 13	—	—	
f11 08	73	Olympia 6A, 60	—	5 00	—	—	
f11 21	79	Belmore	—	f 4 35	—	—	
f11 32	85	Little Rock	—	f 4 24	—	—	
11 45	93	Gate 60	—	4 11	—	—	
f11 57	97	Oakville	—	f 3 58	—	—	
f12 10	104	Porter	—	f 3 44	—	—	
f12 14	107	Malone	—	f 3 40	—	—	
12 28	112	Elma 69A	—	3 30	—	—	
f12 35	116	Satsop	—	f 3 19	—	—	
f12 38	116	Brady	—	f 3 18	—	—	
12 48	123	Montesano	—	f 3 08	—	—	
f 1 02	132	Aberdeen Jet	—	f 2 53	—	—	
1 10	133	Ar. Aberdeen	Lv	f 2 45	—	—	
1 30	136	Ar. Hoquiam	Lv	2 30	—	—	

Reference Notes
f-Flag stop.
Rail-Auto available at this point.

TABLE 59A

BREMERTON BRANCH
Freight Service Only.
Route Bremerton passengers via N. P. to Seattle, and Washington State Ferries.

M	STATIONS
0	Elma
4	Whites
8	McCleary Junction
8	McCleary
10	Stimson
15	Marmac
28	Bay Shore
57	Bremerton Junction
62	Bremerton
63	N. A. D. Junction
65	Silverdale
68	Bangor

GRANDVIEW AND DONALD

Miles from Yakima	TABLE 59B
44	Grandview... (8 miles from Prosser)
36	Sunnyside... (8 miles from Mabton)
21	Zillah... (4 miles from Toppenish)
19	Buena... (4 miles from Toppenish)
13	Donald... (2 miles from Wapato)

No N. P. Passenger service to above towns, but mileage from near-by mainline towns which do have rail service is shown opposite each.

PORTLAND-CENTRALIA AND OLYMPIA AND GRAY'S HARBOR

401 Daily	Miles	TABLE 60 (Pacific Time)	458 Daily	Reference Notes.
11 45	0	Lv. Portland	Ar	9 15
12 09	10	Vancouver	—	8 46
2 20	89	Chehalis	—	7 14
2 30	93	Ar. Centralia	Lv	7 05
—	112	East Olympia	—	6 37
4 10	143	Ar. Tacoma	Lv	5 52
—	0	Lv. Centralia	Ar	—
Freight Service Only	6	Grand Mound	—	—
—	10	Rochester	—	—
—	13	Ar. Gate	Lv	—
422-461 Ex.Su.	—	—	—	423-464 Ex.Su.
9 25	143	Lv. Tacoma	Ar	6 37
10 53	0	Ar. Olympia 6A	Lv	5 00
11 45	19	Lv. Gate	Ar	4 11
1 10	60	Ar. Aberdeen	—	2 45
1 30	63	Ar. Hoquiam	—	2 30
—	—	Ar. Moclips	Lv	—

†Daily, except Sunday.
a-Southbound passengers from stations on Aberdeen-Hoquiam line destined to Centralia and beyond may use U. P. Bus leaving Olympia at 6:00 p.m. connecting with Train 458 at East Olympia. Passengers must make own arrangements for transfer between stations at Olympia (8 blocks).

PORTLAND-SEATTLE-TACOMA-CHEHALIS AND RAYMOND-SO. BEND

408 Daily	460 Daily	Miles	TABLE 61 (Pacific Time)	407 Daily	459 Daily
12 30	8 20	0	Lv. Seattle	Ar	1 40
1 26	9 16	40	Tacoma	—	12 45
2 39	10 29	94	Ar. Chehalis	Lv	11 22
459	407	—	—	408	458
* 5 00	* 9 40	—	Lv. Portland	Ar	4 30
6 47	11 22	—	Ar. Chehalis	Lv	2 39
422	460	—	—	423	459
† 9 25	9 16	0	Lv. Tacoma	Ar	† 6 37
9 39	—	5	South Tacoma	—	6 20
9 45	—	9	Lakeview	—	† 6 12
—	—	11	McCord Field	—	—
—	—	20	Roy	—	—
—	—	25	Yelm	—	—
—	—	31	Rainier	—	—
—	—	40	West Tenino	—	—
—	—	47	Bucoda	—	—
—	10 22	54	Centralia	—	6 57
—	10 29	58	Ar. Chehalis	Lv	6 47

Blue Gray Stages

Bus—Daily	Bus—Ex. Sun. and Holidays	Miles
7 30	1 30	0
f 7 45	1 45	6
f 8 05	2 05	12
8 15	2 15	17
f 8 30	2 30	19
8 35	2 35	23
f 8 50	2 50	30
f 9 00	3 00	36
9 15	3 15	39

Rail tickets reading via Northern Pacific Railway between Chehalis and South Bend, and all intermediate stations, will be honored on buses of Blue Gray Stages, Inc.

Blue Gray Stages

Bus—Ex. Sun. and Holidays	Bus—Daily
11 00	6 15
10 45	6 00
10 25	5 40
10 15	5 30
10 00	5 15
9 55	5 10
9 40	4 55
9 30	4 45
9 15	4 30

†Daily, except Sunday.

THE ALASKA RAILROAD

NORTHBOUND				SOUTHBOUND			
Mon., Wed., Fri.	Sat. AM	Miles	STATIONS	Elevation	Fri. PM	Tues., Thurs. Sat.	
—	8 00	0	Lv. Seward	Ar	20	—	
—	—	—	Lv. Portage	Ar	—	—	
—	12 35	114	Ar. Anchorage	Lv	38	9 00	
8 30	—	114	Lv. Anchorage	Ar	38	8 15	
4 36	—	347	Lv. McKinley Park	Lv	1732	12 26	
5 25	—	338	Lv. Healy	Lv	1368	11 45	
6 49	—	411	Lv. Nenana	Lv	362	10 06	
8 30	—	470	Ar. Fairbanks	Lv	448	8 30	

Sat.	Fri.	Fri.	Sun.	Daily	Daily	Fri.	Fri.	Sat.	Sun.
1 30	6 00	5 00	8 00	9 30	114	Lv. Anchorage	Ar	38	a5 00
3 00	7 30	6 30	9 30	11 15	—	Lv. Portage	Lv	—	3 25
3 30	7 55	6 55	9 55	11 45	—	Ar. Whittier	Lv	—	3 00

STEAMSHIP SAILINGS TO ALASKA

CANADIAN PACIFIC S. S. LINE—Leave Vancouver, B. C., 8:00 P. M.
Prince Rupert-Ketchikan-Wrangell-Juneau-Skagway.

CANADIAN NATIONAL S. S. LINE S. S. Prince Rupert—Leave Vancouver, B. C., every Monday, 9:00 P. M. for Prince Rupert and Ketchikan.

UNION STEAMSHIP, LTD.—Leaves Vancouver 8:00 P. M. During summer season.

Connections with Northern Pacific Trains

At Portland

Southern Pacific Co.

Via Cascade Line		Table 64		Dly.	Daily	Dly.	Dly.
Dly.	Dly.	Dly.	Dly.	408	407	401	457
329	11	19	402	10	12	20	330
12 30	12 30	4 45	11 45	0	Lv. Seattle	Ar	5 45
4 30	4 30	9 15	5 45	183	Ar. Portland	Lv	11 45
7 30	4 45	10 05	7 45	0	Lv. Portland	Ar	11 30
9 20	5 57	11 56	8 56	52	Lv. Salem	Ar	10 15
10 32	6 28	12 45	9 26	80	Lv. Albany	Ar	9 44
11 42	7 09	1 40	10 05	124	Ar. Eugene	Lv	9 00
	11 30	7 35	2 19	318	Ar Klamath Falls	Lv	4 46
							2 30
							10 05
7 12				a1155	Lv. Grants Pass	Ar	a 6 45
8 30				a1250	Lv. Medford	Ar	a 5 44
9 05				a 113	Ar. Ashland	Lv	a 5 18
							a 4 29
	2 20	11 00	a 4 55	402	Lv. Black Butte	Ar	
	2 30	11 25	5 05	425	Ar. Dunsuir	Lv	a 2 10
	4 07	1 25	6 36	425	Lv. Dunsuir	Ar	2 01
	a 7 25	a 6 30	a 9 45	482	Lv. Redding	Lv	12 31
	d 9 15	8 20	d 11 30	637	Ar. Sacramento	Lv	a 9 15
				725	Ar. San Francisco	Lv	7 45
				1165	Ar. Los Angeles	Lv	6 00

a—Pacific Greyhound bus.

d—Connects at Martinez.

EQUIPMENT—TRAINS TO CALIFORNIA

Streamlined A. C. train. All seats reserved. Service charge in chair cars. Parlor-Observation, Chair Cars, Tavern, Diner, Coffee shop cars, between Portland and San Francisco.

Klamath Nos. 19 and 20. (All cars Air-Conditioned.)

Standard Sleepers—
Portland and San Francisco. (Air-Conditioned).
Diner—Portland-San Francisco. Chair Cars—Portland-San Francisco.

Streamlined A. C. train. All seats reserved. Service charge in chair cars.

Standard Sleepers—
Between Seattle and San Francisco (on 408-407 between Seattle and Portland). (4 cars).
Between Portland and San Francisco. (4 cars).
Lounge, Dining Car and Chair Cars.
Between Portland and San Francisco.

Oregon Electric Railway (Freight Service Only)

Miles	Table 67
0	Lv Portland
27	Lv Beaverton
36	Lv Tigard
37	Lv Tualatin
43	Lv Wilsonville
49	Lv Donald
54	Lv West Woodburn
71	Lv Salem
98	Lv Albany
124	Ar Harrisburg
129	Ar Junction City
143	Ar Eugene

Spokane, Portland and Seattle Ry. (Portland Division.)

Miles	Table 66
0	Lv Portland (Un Sta.)
28	Lv St. Helens
39	Lv Goble
46	Lv Rainier (Longview)
62	Lv Clatskanie
71	Lv Westport
74	Lv Wauna
100	Ar Astoria
106	Ar Warrenton
108	Lv Camp Clatsop
114	Lv West
116	Lv Gearhart
118	Lv Seaside

Tickets will be honored (with certain limitations) by the Pacific Greyhound Lines.

Tickets will be honored (with certain limitations) by the Pacific Greyhound Lines.

Oregon Trunk Railway

4-102 Daily	Miles	Table 65	105-3 Sat.	103 Ex. Sat. & Sun.
10 00	0.0	Lv Portland	6 00	* 7 30
† 1 00	106.1	Lv Wishram 7	† 12 15	5 00
† 2 45	156.9	Ar Tuskan	† 10 28	† 3 09
† 2 53	160.8	Ar Maupin	† 10 20	† 3 01
† 3 56	191.9	Ar South Jet	† 9 13	† 1 48
† 4 13	200.1	Ar Gateway	† 8 51	† 1 26
† 4 34	205.6	Ar Paxton	† 8 25	† 1 10
† 5 00	211.3	Ar Madras	† 8 25	† 12 55
† 5 10	216.3	Ar Metolitus	† 8 12	† 12 35
† 5 18	221.0	Ar Culver	† 8 02	† 12 25
† 5 45	235.6	Ar Terrebonne	† 7 40	† 11 52
† 5 50	238.4	Ar Primeville Jct.	† 7 35	† 11 46
† 6 15	241.0	Ar Redmond	† 7 30	† 11 40
† 6 35	250.2	Ar Deschutes	† 7 11	† 11 15
† 7 00	257.6	Ar Bend 7	† 7 00	† 11 00

S. P. & S. Ry.

Freight Service Only	Freight Service Only
Lv Portland 10th and Hoyt	Ar Linnton
Lv Linnton	Ar North Plains
Lv North Plains	Ar Wilkesboro
Lv Wilkesboro	Ar Banks
Lv Banks	Ar Manning
Lv Manning	Ar Vernonia
Lv Vernonia	Ar Vernonia

† Stop on signal.

At Seattle

PUGET SOUND STEAMSHIP SERVICE

HOOD CANAL-OLYMPIC PENINSULA Seattle-Bremerton. Time 60 Minutes. Dining Service Standard Time.

Lv. Seattle—
1:10, 15:45, 6:15, 7:15, 8:10, 9:00, 9:45, 10:40, 11:30 A.M., 12:20, 1:05, 2:00, 2:50, 3:30, 4:45, 5:30, 6:15, 7:15, 8:00, 9:00, 10:15, 11:45 P. M.

Lv. Bremerton—
5:55, 17:00, 7:30, 8:30, 9:30, 10:15, 11:00, 11:55 A. M., 12:45, 1:30, 2:20, 3:15, 4:15, 4:55, 6:00, 6:45, 7:30, 8:30, 9:15, 10:30, 11:45 P. M., 12:55 A. M.

† Daily, except Sundays and Holidays.

Puget Sound Navigation Co. SS M. V. CHINOOK between Port Angeles and Victoria, B. C. Seattle-Victoria (bus-steamship service) Northland Greyhound Lines between Seattle and Port Angeles

Northbound	Southbound
8 10x Lv Seattle Ar 3 00	6 40
8 00 11 45 Lv Port Angeles Ar 11 35xx	3 25xx
9 30xx 1 15xx Ar Victoria Lv 10 00	1 40

Great Northern Railway

362	356	360	358	355	359	357	361
* 6 00	* 8 10	* 2 00	* 8 15	Lv. Seattle	Ar	* 12 15	† 9 35
6 55	9 01	2 50	9 25	Everett	Ar	11 25	8 30
8 30	10 19	4 10	11 32	Bellingham	Ar	10 02	6 15
9 36	11 30	5 18	1 33	New Westminster	Ar	8 45	4 32
9 55	11 55	5 40	2 00	Ar. Vancouver, B. C.	Lv	* 8 25	† 4 10

Can. Pac. S. S. Co.

Southbound		Pacific Time Ports of Call		Northbound	
	AM	PM		AM	PM
	9 30	11 59	Lv. Vancouver	Ar	7 00
	3 00	7 00	Victoria	Lv	11 59
		9 30	Lv. Victoria	Ar	9 15
		2 45	Ar. Seattle	Lv	4 00

At Spokane

Spokane International R.R.

Freight service only	Miles	Pacific Time	Freight service only
0	Lv. Spokane	Ar	
75	Sandpoint	Ar	
110	Bonners Ferry	Ar	
141	Eastport	Lv	
141	Kingsgate	Lv	
151	Ar. Yahk, B. C.	Lv	

Washington, Idaho & Montana Ry.

Motor car service daily, except Sundays	Connects at Palouse	Motor car service daily, except Sundays
4 10 11 30	Lv. Palouse	Ar 6 11
4 28 11 45	Kennedy	Ar 3 34
4 35 11 52	Ar. Potlatch	Lv 3 26
	Princeton	Ar 3 04
	Harvard	Ar 2 51
	Vassar	Ar 2 25
	Cornell	Ar 2 01
	Ar. Bovill	Lv 1 45

Reference Notes

* Daily a Pacific Greyhound Bus.
† Daily, except Sunday. f Stops on flag.

At Butte

Union Pacific (N. P. Station) (Read Down)	Great Northern (G. N. Station) (Read Up)
* 7 15 Lv. Butte	Ar * 7 25
9 15 Lv. Dillon	Ar 5 10
1 00 Ar. Idaho Falls	Lv 1 25
2 55 Ar. Pocatello	Lv 12 01
8 00 Ar. Salt Lake City	Lv 7 00
10 30 Ar. Los Angeles	Lv 4 30

At Helena

Great Northern (G. N. Station) (Read Down)	Great Northern (G. N. Station) (Read Up)
* 8 30 Lv. Great Falls	Ar * 8 40
9 15 Lv. Cascade	Ar 7 52
11 12 Ar. HELENA	Ar 5 40
12 32 Ar. Boulder	Lv 4 34

Wonderful idea to sleep on —



Connections with Northern Pacific Trains

At Billings

(Read Down)		C. B. & O. (N. P. Station)		(Read Up)	
Bus	Bus			Bus	Bus
*12 45		*11 00	Lv. Billings	* 6 55	* 5 52
1 53		12 15	Ar. Hardin	5 30	4 43
2 11		12 38	Ar. Crow Agency	5 09	4 25
4 14		2 50	Ar. Sheridan	3 30	2 40
5 04		3 42	Ar. Clearmont	2 08	1 40
8 40		7 05	Ar. Newcastle	10 45	10 10
		8 05	Ar. Edgemont	Lv 9 45	

C. B. & O.-C. & S. (N. P. Station)		C. B. & O. (N. P. Station) see table 8—Page 15.	
(Read Down)	(Read Up)	(Read Down)	(Read Up)
* 1 00	Lv. Billings	11 00	Lv. Billings
1 50	Ar. Cody	8 40	Ar. Omaha
2 55	Ar. Franmie	1 10	Ar. Kansas City
4 40	Ar. Greybull		
6 25	Ar. Thermopolis		
9 40	Ar. Casper		
3 50	Ar. Cheyenne		
7 40	Ar. Denver		

At Duluth

Duluth, South Shore & Atlantic R. R.			CANADIAN NATIONAL RYS.		
Mon. Wd. Fri.	Mls	Su., Tu., Th.	19-33	Mls	34-20
8 15	0	Lv. Duluth	8 00	0	Lv. Duluth
8 45	7	Ar. Superior	10 35	78	Ar. Virginia
10 26	46	Ar. Iron River	11 27	105	Ar. Cook
11 55	75	Ar. Ashland	1 25	170	Ar. Ranier
† 5 20	218	Ar. Nestoria	† 2 00	172	Ar. Ft. Frances
* 7 08	235	Ar. L'Anse	† 4 10	227	Ar. Rainy River
8 04	225	Ar. Houghton	† 9 35	380	Ar. Winnipeg
8 55	225	Ar. Calumet			
5 35	225	Ar. Michigamme			
6 00	232	Ar. Champion			
6 38	248	Ar. Ishpeming			
7 00	251	Ar. Negaunee			
† 7 30	263	Ar. Marquette			

DULUTH, MISSABE & IRON RANGE.

FREIGHT SERVICE ONLY		FREIGHT SERVICE ONLY	
Lv.	Ar.	Lv.	Ar.
Duluth	Ar. Duluth	Duluth	Ar. Duluth
Calumet	Ar. Calumet	Two Harbors	Ar. Two Harbors
Coleraine	Ar. Coleraine	Mesaba	Ar. Mesaba
Virginia	Ar. Virginia	Tower	Ar. Tower
Eveleth	Ar. Eveleth	Ely	Ar. Ely
Buhl	Ar. Buhl		
Chisholm	Ar. Chisholm		
Hibbing	Ar. Hibbing		

Next time try the RAIL-AUTO TRAVEL PLAN FOR BUSINESS OR PLEASURE—

Relax as you travel to your destination in comfort by train, then step into a new auto to make your business calls or pleasure trips.

At present this service is available at the following points on the Northern Pacific:

In Minnesota—Minneapolis, St. Paul, Brainerd, Duluth, Moorhead, Bemidji and International Falls

In Canada—Winnipeg.

In North Dakota—Fargo, Grand Forks and Bismarck.

In Montana—Billings, Bozeman, Livingston, Miles City, Helena and Missoula.

In Idaho—Lewiston and Moscow.

In Washington—Spokane, Pullman, Pasco, Yakima, Ellensburg, Walla Walla, Seattle, Tacoma, Aberdeen and Olympia.

In Oregon—Portland.

The Rail-Auto Plan combines the best of two methods of travel. Your Northern Pacific Agent can give you the details and make all arrangements.

At Minneapolis and St. Paul

Chicago, Burlington & Quincy R. R.									
48	24	22	44	26	47	21	25	49	23
10 50	3 30	8 00	6 30	6 15	Lv. Minneapolis	8 20	3 00	6 55	9 35
11 45	4 00	8 25	7 15	7 00	Ar. St. Paul	7 30	2 30	6 15	8 40
1 31	5 24	9 53	8 47	8 33	Ar. Winona	5 18	12 52	4 30	6 57
2 54	6 05	10 24	9 21	9 07	Ar. La Crosse	4 41	12 20	3 56	6 23
4 06	7 21	11 48	10 52	10 37	Ar. East Dubuque	2 42	10 57	2 28	4 56
7 11	9 37	2 02	1 18	1 29	Ar. Aurora	11 01	8 15	11 30	2 00
8 00	10 15	2 40	2 00	1 45	Ar. Chicago	9 30			4 40
8 05					Ar. Rock Island	9 04			
5 45					Ar. St. Louis				

a—Stops to discharge revenue passengers from west of Minneapolis.
 b—Stops to pick up revenue passengers.
 C. B. & O. Trains 25-26-49-22 carry checked baggage only for through movement between Chicago, St. Paul, Minneapolis and not to or from intermediate stations.
 C. B. & O. Trains 47-48 do not handle checked baggage to or from Aurora, Oregon, Rochelle or Winona Junction.

Chicago, St. Paul, Minneapolis & Omaha (North Western Line.)									
508 Ex. Sun.	400	514	406	501 Ex. Sun.	401	511-405	515	405	
7 30	12 01	7 00	11 00	10 00	9 50	8 15	8 10	8 15	
8 15	12 30	7 45	11 40	9 25	9 20	7 40	7 35	7 40	
4 30		3 15		2 20		9 50	12 10		
	5 26	5 36		4 24	4 20	6 30	9 00	1 00	
	6 50	7 05	8 05	10 05	3 00	6 30	9 00	11 00	
	11 40	9 00		6 50			8 45		
	12 10	9 45		6 15			8 05		
	6 05	6 20		12 10			12 25		
	8 40	9 05		9 25			9 30		

Chicago, Milwaukee, St. Paul and Pacific R. R.									
6 25	7 50	12 30	8 05	11 00	Lv. Minneapolis <th>2 35</th> <th>5 45</th> <th>9 45</th> <th>8 25</th>	2 35	5 45	9 45	8 25
7 10	8 25	1 00	8 45	11 00	Ar. St. Paul	2 50	5 05	7 15	9 15
8 40	9 56	2 31	10 37	1 21	Ar. Winona	11 12	3 02	5 34	7 33
9 15	10 28	3 02	11 25	1 30	Ar. La Crosse	10 25	2 32	5 05	7 05
12 15	1 15	5 43	3 30	5 55	Ar. Milwaukee	1 35	10 52	2 18	4 15
1 45	2 40	7 15	5 15	7 45	Ar. Chicago	1 30	9 30	1 00	3 00

Chicago, Rock Island & Pacific R. R.									
6 30	10 30	11 45	5 00	5 30	Lv. Minneapolis <th>6 40</th> <th>8 00</th> <th>8 00</th> <th>8 30</th>	6 40	8 00	8 00	8 30
7 10	11 25	12 10	5 30		Ar. St. Paul	6 00	7 10	7 15	7 45
1 45	8 15	4 53			Ar. Des Moines	1 20			3 30
			7 35		Ar. St. Louis				
					Ar. Kansas City	9 10		11 59	8 35

Limousine and Ambulance Service also available to and from Rochester connecting with Northern Pacific trains. Ask your N. P. agent for details.

(See Next Page for Additional Minneapolis-St. Paul Connections)

At Winnipeg										
Read down					Read up					
11-91	9	5	3	1	Canadian National Rys.					
PM	PM	PM	AM	PM	Lv. WINNIPEG (CT)	Ar. Portage la Prairie	Ar. Brandon (North)	Ar. REGINA (MT)	Ar. REGINA (MT)	Ar. SASKATOON
5 45	11 15	10 35	10 00	10 55	Ar. SASKATOON	Ar. Prince Albert	Ar. North Battleford	Ar. EDMONTON	Ar. EDMONTON	Ar. CALGARY
7 05	11 50	11 59	1 10	12 00	Ar. JASPER PK. (MT)	Ar. JASPER PK. (PT)	Ar. New Westminster	Ar. VANCOUVER		
9 09		9 45								
7 40	5 00	4 25	9 05	8 05						
9 15	5 40	5 15	9 35	8 15						
5 40		6 00	5 40	3 25						
AM	8 20	AM	6 20	3 40						
			12 20	9 25						
			11 50	8 35						
			6 25	1 10						
			7 00	1 45						
			AM	PM						

Lv. Daily Ex. Sun. 9.00 p.m. Lv. JASPER (PT) Ar. 5.10 a.m. Ar. Daily Ex. Tu. 9.50 a.m.
 Lv. Daily Ex. Mon. 3.20 a.m. Ar. PRINCE RUPERT Ar. 8.40 p.m. Lv. Daily Ex. Tu. 9.50 a.m.

Canadian Pacific Railway									
1 Daily	7 Daily	17 Daily	Mls.	18 Daily	8 Daily	2 Daily			
9 40	10 00	8 30	0	8 40	6 35	11 35			
3 22	6 05	6 20	357	10 05	9 20	3 50			
	11 55	† 8 40	0	5 55	4 55				
	6 25	† 3 10	0	11 55	11 20				
	8 25		0		8 45				
3 25	6 25	6 45	357	9 40	9 00	3 47			
4 15	7 20	7 40	408	8 45	8 05	3 00			
12 40	7 30	10 20	832	7 20	9 25	6 25			
6 30	8 30	11 30	0	6 30	3 00	5 55			
10 00	1 22	6 45	172	11 30	8 55	6 10			
12 55	8 15	11 20	832	12 30	6 40	4 00			
3 10	10 45	1 35	934	10 10	6 40	4 10			
4 15	11 50	12 40	959	9 05	5 40	3 00			
12 50	10 40	12 45	1224	7 25	5 25	4 35			
9 10	8 15	10 00	1474	10 00	8 00	8 30			

Connections with Northern Pacific Trains

At Chicago Union Station, the Northern Pacific's North Coast Limited arrives daily at 1:45 p.m. from the North and West.
 Departing daily for the North and West, the North Coast Limited leaves Chicago Union Station at 11:30 a.m.

Trains from Chicago to St. Paul on all railroads serving Twin Cities, arrive in St. Paul Union Depot, where they connect with Northern Pacific trains shown on Pages 8, 16, 19, 20, 21 and 22 of this timetable.

At Minneapolis and St. Paul (Continued)

(Read Down)		Minneapolis & St. Louis Ry.		(Read Up)	
8 10	1 00	8 40	9 05	7 40	7 40
8 45	1 35	9 05	9 40	7 00	6 30
10 29	3 40	10 30	11 00	11 20	8 10
11 25	4 40	11 30	12 00	12 20	8 10
12 40	7 10	12 40	1 15	1 35	8 10
8 00	1 00	8 15	8 50	7 40	7 40
8 45	1 35	9 05	9 40	7 00	6 30
10 29	3 40	10 30	11 00	11 20	8 10
11 25	4 40	11 30	12 00	12 20	8 10
12 40	7 10	12 40	1 15	1 35	8 10

At Chicago (Continued)

(Read Down)		C. I. & L. (Monon Route)		(Dearborn Station)		(Read Up)	
5 25	1 00	8 50	9 30	11 35	9 30	9 15	5 15
9 25	12 55	12 55	1 30	1 30	1 30	1 30	1 30
7 55	9 00	7 55	9 00	7 55	9 00	7 55	9 00

At Chicago

(Read Down)		G. M. & O. (Union Station)		To Springfield-St. Louis		(Read Up)	
11 25	8 00	4 50	11 45	8 25	11 30	11 00	10 00
1 58	10 57	6 54	1 48	10 38	11 51	2 55	7 23
3 50	12 48	7 50	2 50	11 45	10 48	1 54	6 21
7 08	3 15	10 00	4 55	1 45	8 58	11 55	4 30

(Read Down)		Erie. (Dearborn Station)		(Read Up)	
11 00	10 25	11 00	6 05	11 00	10 25
6 32	5 52	7 02	3 16	6 32	5 52
7 46	7 00	8 26	4 39	7 46	7 00

(Read Down)		Baltimore & Ohio		(Grand Central Station)		(Read Up)	
10 00	4 15	3 55	11 00	6 30	7 00	7 20	2 00
7 50	1 48	1 33	10 03	8 55	11 09	11 24	6 20
3 30	8 40	8 25	6 20	1 15	4 30	4 40	10 55
4 38	9 38	9 38	7 38	11 38	3 13	3 13	9 32
6 30	11 31	11 31	9 27	10 10	1 30	1 30	7 47
8 50	1 55	1 55	11 55	7 45	11 00	11 00	5 20

(Read Down)		Illinois Central (Central Station)		Memphis-New Orleans		(Read Up)	
7 45	5 00	7 50	12 35	7 30	8 00	8 45	11 40
8 00	2 17	5 15	4 30	7 15	8 00	11 00	1 55
4 50	9 30	12 15	9 00	8 45	11 45	4 15	7 15

(Read Down)		Chicago & Eastern Illinois		(Dearborn Station)		(Read Up)	
10 30	11 59	8 40	9 40	8 40	9 40	8 40	9 40
4 40	7 00	9 40	2 45	8 40	2 55	2 45	11 15
9 10	11 50	1 20	5 55	4 15	11 30	9 35	6 30
9 30	8 35	1 25	1 25	6 40	8 45	2 05	7 05
8 15	9 38	9 45	1 45	9 45	7 50	7 50	7 50
3 15	9 38	5 05	1 45	12 50	12 25	12 25	12 25
11 00	9 50	9 50	1 45	12 40	5 45	5 35	5 35
6 45	2 50	2 50	4 55	12 40	10 30	10 30	10 30

(Read Down)		Florida		(Read Up)		Hot Springs	
5 10	9 00	6 45	10 40	6 45	10 40	6 45	10 40
8 35	10 15	8 35	10 15	8 35	10 15	8 35	10 15
9 10	9 15	9 10	9 15	9 10	9 15	9 10	9 15
4 40	3 04	4 40	3 04	4 40	3 04	4 40	3 04
7 00	4 55	7 00	4 55	7 00	4 55	7 00	4 55

(Read Down)		Chesapeake & Ohio Ry.—Big Four Route		(Central Station)		(Read Up)	
11 10	2 10	6 15	8 10	8 20	2 40	10 55	8 45
2 30	2 10	8 00	8 00	5 10	5 10	4 45	7 05
5 05	11 25	11 25	11 25	2 15	7 05	7 05	7 05

(Read Down)		St. Louis		(Read Up)	
11 50	4 45	10 30	1 35	11 10	6 50
4 22	8 03	1 35	Ar.	11 10	6 50
7 15	10 15	4 00	Ar.	9 00	4 45

(Read Down)		C. & E. I.—Birmingham-New Orleans		(Read Up)		Reference Notes	
R4 30	10 30	12 05	12 05	5 25	6 30	8 55	11 45
1 40	8 40	Ar.	Nashville	9 20	6 30	8 55	11 45
5 55	4 00	Ar.	Birmingham	7 30	8 55	11 45	11 45
11 45	5 50	Ar.	Pensacola	12 15	8 30	8 55	11 45
1 08	5 02	Ar.	Biloxi	12 25	10 32	8 55	11 45
3 10	7 10	Ar.	New Orleans	10 40	8 20	8 55	11 45

(Read Down)		Michigan Central		(Central Station)		(Read Up)	
11 59	7 50	8 30	9 40	10 25	12 55	4 25	8 55
2 45	8 40	10 20	Ar.	10 25	12 55	4 25	8 55
10 15	5 45	7 45	Ar.	10 25	12 55	4 25	8 55
5 30	11 00	1 50	Ar.	10 25	12 55	4 25	8 55

(Read Down)		New York Central		(La Salle Station)		(Read Up)	
10 45	10 30	6 30	z 4 00	3 15	1 50	11 45	8 45
6 45	5 17	10 30	z 4 00	3 15	1 50	11 45	8 45
9 35	4 25	10 30	z 4 00	3 15	1 50	11 45	8 45
6 25	1 05	8 30	z 4 00	3 15	1 50	11 45	8 45
8 00	3 15	8 30	z 4 00	3 15	1 50	11 45	8 45

(Read Down)		Michigan Central—Canadian Pacific		(Central Station)		(Read Up)	
11 59	7 50	8 30	9 40	10 25	12 55	4 25	8 55
2 45	8 40	10 20	Ar.	10 25	12 55	4 25	8 55
10 15	5 45	7 45	Ar.	10 25	12 55	4 25	8 55
5 30	11 00	1 50	Ar.	10 25	12 55	4 25	8 55

(Read Down)		Pennsylvania R. R.		(Union Station)		(Read Up)	
10 30	6 30	5 00	4 00	3 30	3 00	11 30	8 30
12 53	3 55	7 08	7 08	12 23	12 07	9 20	8 15
7 55	4 10	1 50	12 36	12 23	5 02	2 53	7 20
1 29	9 52	6 39	5 18	5 10	8 25	7 20	7 20
5 00	10 00	10 00	10 00	8 25	8 25	7 20	7 20
3 25	11 51	8 40	7 03	8 25	6 51	4 45	8 20
5 05	1 50	10 10	8 30	8 30	8 20	6 30	8 20

(Read Down)		N. Y. C. & St. L. (Nickel Plate Road)		(La Salle Station)		(Read Up)	
11 20	10 20	10 20	10 20	10 20	10 20	10 20	10 20
8 00	6 30	6 30	6 30	6 30	6 30	6 30	6 30
12 40	10 35	10 35	10 35	10 35	10 35	10 35	10 35
5 55	7 55	7 55	7 55	7 55	7 55	7 55	7 55

(Read Down)		Pere Marquette		(Grand Central Station)		(Read Up)	
11 30	5 10	5 10	5 10	5 10	5 10	5 10	5 10
5 05	10 15	10 15	10 15	10 15	10 15	10 15	10 15
11 05	2 05	2 05	2 05	2 05	2 05	2 05	2 05
8 56	7 10	7 10	7 10	7 10	7 10	7 10	7 10
10 35	4 00	4 00	4 00	4 00	4 00	4 00	4 00

(Read Down)		New York Central		(La Salle Station)		(Read Up)	
6 50	7 20	x 7 30	7 45	12 45	1 40	2 35	5 05
3 49	7 20	x 7 30	7 45	12 45	1 40	2 35	5 05
2 05	7 20	x 7 30	7 45	12 45	1 40	2 35	5 05
11 08	11 36	11 36	11 36	11 36	11 36	11 36	11 36
3 00	4 30	5 00	6 30	6 30	6 30	6 30	6 30
1 45	1 45	2 30	9 00	10 10	6 45	6 45	6 45

(Read Down)		Pennsylvania R. R.		(Union Station)		(Read Up)	
7 15	7 30	7 45	9 45	1 10	3 40	8 10	11 00
4 43	5 01	5 24	7 01	10 14	1 05	5 15	11 00
12 04	12 19	12 50	2 15	4 44	8 10	11 00	11 00
7 16	7 35	8 01	9 27	11 23	3 02	9 40	11 00
4 25	4 25	5 10	7 05	9 40	9 40	9 40	9 40
5 32	6 21	7 25	9 19	12 55	7 50	11 30	11 30
4 00	5 00	5 55	7 50	11 30	11 30	11 30	11 30

(Turn to Page 31 for other P. R. R. trains) *Daily. †Daily except Saturdays. ‡Daily except Sundays. xExcept Saturdays. zWill not run certain dates—ask agent.

Connections with Northern Pacific Trains

At Chicago (Continued)

(Read Down)				New York Central System (Central Station)				(Read Up)			
10 45	1 15	9 50	Lv. Chicago	Ar	11 10	2 25	8 40	9 35	10 58	4 50	
7 15	8 50	1 46	Lv. Indianapolis	Lv	9 35	10 58	4 50	8 30	9 30	3 30	
4 10	1 55	8 15	Lv. Cincinnati	Lv	1 01	1 55	11 15	10 55	6 30	10 55	
8 30	2 05	8 30	Lv. Washington (C & O)	Lv	5 30	10 45		11 15	2 20	6 45	
11 45	5 05	11 45	Lv. Richmond (C & O)	Lv	8 25	2 20	6 45				

(Read Down)				New York Central-Southern Ry. (Central Station)				(Read Up)			
10 45	1 15	1 15	Lv. Chicago	Ar	5 40	5 40	2 45	7 15	8 50	1 46	
7 15	8 50	1 46	Lv. Cincinnati	Lv	11 15	11 15	9 30	10 40	1 40	Ar	
5 10	6 20	Ar	Lv. Chattanooga	Lv	1 45	10 10	6 55	12 05	1 10	Ar	
9 35	10 40	Ar	Lv. Atlanta	Lv	5 50	8 00	4 25	7 30	7 55	Ar	
12 05	1 10	Ar	Lv. Jacksonville	Lv	10 00	1 50	9 00	7 30	7 00	Ar	
3 35	3 35	Ar	Lv. Miami (S.A.L.)	Lv	1 15	6 30	10 00				

(Read Down)				Pennsylvania Railroad (Union Station)				(Read Up)			
10 45	2 30	8 45	Lv. Chicago	Ar	2 10	7 20	6 45	3 10	7 45	11 30	
3 10	6 45	12 35	Lv. Indianapolis	Lv	10 00	3 20	2 00	6 25	9 30		
			Lv. Louisville	Lv	7 45	1 05	11 30				

(Read Down)				Pennsylvania Railroad (Union Station)				(Read Up)			
11 10	2 30	9 50	Lv. Chicago	Ar	2 10	9 30	7 00	3 10	5 00	12 00	
1 35	5 00	12 00	Lv. Logansport	Lv	11 45	6 55	4 20	7 20	10 15	5 15	
			Lv. Cincinnati	Lv	8 30	3 35	11 50				

(Read Down)				P. R. R.-N. & W.-Norfolk				(Read Up)			
11 10	2 30	9 50	Lv. Chicago	Ar	2 10	7 00		6 25	11 05		
			Lv. Roanoke	Lv	7 25	12 20			4 25		
			Lv. Winston Salem	Lv	2 00				5 00		
			Lv. Durham	Lv	1 40	7 15			4 55		
			Lv. Norfolk	Lv							

(Read Down)				Pennsylvania-Florida				(Read Up)			
11 10	2 30	9 50	Lv. Chicago	Ar	7 20	7 00		7 20	11 10		
			Lv. Cincinnati	Lv		11 50			2 50		
			Lv. Louisville	Lv	1 05				6 15		
			Lv. Nashville	Lv	9 32				10 10		
			Lv. Birmingham	Lv	5 27				6 00		
			Lv. Jacksonville	Lv	8 30	9 45			3 30	4 35	
			Lv. Miami	Lv	1 00	1 00			10 30	4 20	
			Lv. St. Petersburg	Lv	10 40	6 00					

(Read Down)				Wabash R. R. (Dearborn Station)				(Read Up)			
4 40	11 20	4 35	Lv. Chicago	Ar	2 05	7 30	6 50	7 24	2 31	Ar	1 05
8 27	3 02	7 24	Lv. Decatur	Lv	11 10	4 20	2 30		4 59	Ar	11 30
			Lv. St. Louis	Lv	8 55	2 00	11 30				

At Kansas City (Union Station)

C. R. I. & P.—Union Station				K. C. Southern—Union Station				
Lv Kansas City	8 35	9 45	10 40	8 35	Lv Kansas City	9 30	9 00	4 00
Ar Topeka	9 50	10 52	11 55	9 50	Ar Pittsburgh	12 20	11 40	6 15
Wichita	1 03	1 36			Ar Ft. Smith	5 45	4 30	10 20
Oklahoma City	5 15	6 04			Texarkana	9 55	8 20	1 36
Ft. Worth	9 00	8 05			Shreveport	11 55	10 15	3 00
Dallas	10 25	9 15			Alexandria		2 25	5 55
Houston		1 35			New Orleans		7 20	10 00
El Paso					Leesville		3 25	
Ar Phoenix					Beaumont		6 00	
					Ar Port Arthur		6 40	

M.-K.-T.—Union Station				Mo. Pac.—Union Station			
Lv Kansas City	9 40		8 40	Lv Kansas City	8 30		
Ar Oklahoma City		5 55		Ar Coffeyville	1 35		
Denison	5 59	6 35		Claremore	3 25		
Wichita Falls	10 05		9 55	Ar Ft. Smith	6 05		
Dallas	8 30		9 30	Little Rock	11 00		
Fort Worth	11 20		12 30	Hot Springs	x 4 00		
Waco			6 15	Ar New Orleans			
San Antonio	4 45						
Ar Houston	6 01						

*Daily. a—Ex. Sat. b—Sat. only. c—Trailsways bus.
 @Except Saturdays and Sundays. #Ask agent for dates of operation.
 *Daily except Sunday and Monday. xBus Line to Hot Springs.



Wherever you're headed
 always
Telegraph

- To keep in touch
- To make arrangements
- To flash arrival time

On any occasion
 it's wise
 to wire

WESTERN UNION

At Kansas City (Continued)

A. T. & S. F. Ry.—Union Station				Frisco Lines—Union Station			
Lv Kansas City	2 00	5 25		Lv Kansas City	8 45	11 25	11 05
Ar Tulsa	9 35	10 25		Ar Springfield		3 10	5 40
				Ar Memphis		9 55	3 50
				Birmingham		4 25	7 00
Lv Kansas City	5 30	1 50	8 45	Jacksonville (So. R. Y.)		7 30	
Lv Wichita	9 35	5 35	1 40	Miami (F. E. C. R. Y.)		5 10	
Ar Oklahoma City	12 45	8 55	6 15	Tulsa	2 10		7 00
Ft. Worth	6 30	12 55	10 55	Ar Oklahoma City			1 15
Dallas	7 45	2 05	12 25				
Ar Galveston		7 00	8 00				
		8 15	9 50				

Table of Pullman Fares

STANDARD PULLMAN RATE WILL BE													
Where Both Is	Upper Berth Is	Duplex Roomette One Person	Roomette		Duplex Single Room		BEDROOM		Bed-room Suite	Compartment		Drawing Room	
			One Person	Two Persons	One Person	Two Persons	For 1 Person	For 2 Persons		For 1 Person	For 2 Persons	For 1 Person	For 2 Persons
\$5.00	\$3.80	\$5.55	\$7.00	\$8.00	\$8.00	\$9.00	\$9.50	\$11.05	\$19.00	\$11.30	\$14.45	\$15.05	\$19.00
5.50	4.15	6.10	7.65	8.70	8.70	9.85	10.45	12.15	20.90	12.40	15.45	16.55	20.90
5.80	4.45	6.40	8.20	9.25	9.25	10.45	11.05	12.75	22.10	13.05	16.25	17.40	22.10
6.15	4.70	6.85	8.65	9.90	9.90	11.15	11.85	13.50	23.30	13.85	17.70	18.45	23.30
6.45	4.95	7.20	9.15	10.45	10.45	11.80	12.50	14.45	25.00	14.80	18.40	19.65	25.00
6.90	5.30	7.65	9.65	11.05	11.05	12.40	13.10	15.20	26.20	15.55	19.85	20.70	26.20
7.20	5.50	7.95	10.10	11.55	11.55	13.00	13.70	15.80	27.40	16.15	20.55	21.55	27.40
7.60	5.75	8.35	10.60	12.10	12.10	13.55	14.45	16.70	28.90	17.10	21.15	22.75	28.90
8.00	6.05	8.85	11.10	12.65	12.65	14.20	15.20	17.60	30.40	18.00	22.55	24.00	30.40
8.30	6.25	9.15	11.55	13.25	13.25	14.85	15.75	18.25	31.50	18.65	23.25	24.85	31.50
8.65	6.55	9.55	12.00	13.80	13.80	15.45	16.40	19.00	32.80	19.45	24.20	25.90	32.80
8.90	6.80	9.85	12.50	14.30	14.30	16.05	16.95	19.60	33.90	20.05	25.20	26.75	33.90
9.60	7.30	10.65	13.50	15.35	15.35	17.25	18.25	21.10	36.50	21.60	27.25	28.30	36.50
9.95	7.55	11.00	13.90	15.85	15.85	17.90	18.90	21.90	37.80	22.35	27.85	29.35	37.80
10.25	7.80	11.35	14.40	16.45	16.45	18.45	19.45	22.55	39.00	23.05	29.20	30.70	39.00
10.65	8.05	11.75	14.90	16.95	16.95	19.10	20.25	23.40	40.50	23.90	29.95	31.90	40.50
10.95	8.30	12.10	15.35	17.50	17.50	19.65	20.75	24.05	41.50	24.60	30.55	32.80	41.50
11.55	8.80	12.75	16.25	18.50	18.50	20.95	21.95	25.40	43.90	26.00	32.55	34.65	43.90
11.95	9.10	13.25	16.70	19.10	19.10	21.45	22.40	26.35	45.40	26.90	33.85	35.90	45.40
12.25	9.30	13.45	17.10	19.55	19.55	22.00	23.00	26.95	46.60	27.55	34.45	36.75	46.60
12.60	9.55	13.85	17.60	20.05	20.05	22.60	23.60	27.70	47.80	28.35	35.10	37.40	47.80
12.90	9.85	14.15	18.00	20.60	20.60	23.25	24.40	28.25	48.80	28.85	36.40	38.45	48.80
13.50	10.30	14.85	18.90	21.55	21.55	24.25	25.70	29.75	51.40	30.40	38.30	40.55	51.40
13.80	10.50	15.25	19.30	22.10	22.10	24.85	26.20	30.35	52.40	31.05	38.85	41.40	52.40
14.10	10.75	15.55	19.70	22.55	22.55	25.35	26.80	31.00	53.60	31.70	39.45	42.50	53.60
14.50	11.00	15.95	20.25	23.10	23.10	26.00	27.55	31.85	55.10	32.60	40.75	43.45	55.10
14.80	11.20	16.35	20.65	23.60	23.60	26.50	28.05	32.50	56.10	33.25	41.40	44.35	56.10
15.40	11.75	16.95	21.55	24.55	24.55	27.65	29.25	33.95	58.50	34.65	43.30	46.25	58.50
15.70	11.90	17.35	21.95	25.05	25.05	28.25	29.85	34.55	59.70	35.30	43.95	47.10	59.70
16.05	12.20	17.65	22.45	25.60	25.60	28.80	30.50	35.30	61.00	36.10	45.20	48.15	61.00
16.35	12.40	18.00	22.85	26.05	26.05	29.40	31.05	35.95	62.10	36.75	45.70	49.00	62.10
16.60	12.65	18.30	23.20	26.60	26.60	29.90	31.55	36.55	63.10	37.40	47.00	49.85	63.10
17.25	13.10	19.00	24.10	27.50	27.50	31.00	32.80	37.95	65.60	38.80	48.15	51.75	65.60
17.55	13.35	19.30	24.50	28.00	28.00	31.50	33.35	38.60	66.70	39.45	49.40	52.60	66.70
17.85	13.55	19.65	25.00	28.45	28.45	32.10	33.85	39.20	67.70	40.15	49.95	53.50	67.70
18.10	13.80	19.95	25.35	28.95	28.95	32.60	34.45	39.85	68.90	40.75	51.25	54.35	68.90
18.45	14.05	20.35	25.75	29.50	29.50	33.20	35.10	40.60	70.20	41.50	51.75	55.35	70.20
18.70	14.20	20.60	26.20	29.90	29.90	33.65	35.55	41.10	71.10	42.05	52.35	56.05	71.10

For information only.

TABLE OF LOWER BERTH SLEEPING CAR CHARGES
(Rates shown below do not include Federal tax.)

Effective May 1, 1955.
Subject to change without notice.

Between	Chicago	St. Paul Minneapolis	Duluth Superior	Fargo	Jamestown	St. Louis	Kansas City	Billings	Butte Helena	Spokane	Yakima	Seattle Tacoma	Portland
Bemidji..... Minn.		\$ 5.00											
Big Timber..... Mont.	\$13.80	10.65		\$ 8.00	\$ 7.60	②\$13.80	②\$16.45		\$ 5.00	\$ 6.15	\$ 8.65	\$ 9.95	\$ 9.95
Billings..... Mont.	12.80	9.95		7.60	6.55	②13.80	②15.75		5.00	6.90	9.60	10.65	10.65
Bismarck-Mandan..... N. D.	8.65	5.50		5.00				\$ 5.50	8.00	11.55	①13.80	14.80	14.80
Boston..... Mass.	9.95	12.25		17.55	17.55	11.55	13.80	21.95	21.95	25.65	28.90	28.90	28.90
Bozeman..... Mont.	14.10	10.95		8.30	8.00	②16.75	②16.60	5.00		5.80	8.00	9.60	9.60
Butte..... Mont.	14.80	11.95	\$11.95	8.90	8.65	②14.50	②16.60	5.00		5.00	6.90	8.65	8.65
Chicago..... Ill.		5.00	* 5.00	7.60	7.60	5.00		12.80	14.80	18.10	19.60	21.00	21.00
Cincinnati..... Ohio	5.00	6.55		12.60	12.60	5.00	6.55	17.25	17.25	20.15	23.30	23.30	23.30
Cody..... Wyo.	14.10	11.55		8.65		②13.80							
Columbus..... Mont.	13.50	10.25		7.60	6.90	②13.80	②16.05		5.00	6.55	8.90	10.25	10.25
Denver..... Colo.						9.95	6.55	8.30	10.25	13.80	14.50	14.80	14.80
Dickinson..... N. D.	* 9.95	6.55		5.00	5.00			5.00	6.55	10.25	12.60	13.80	13.80
Duluth, Minn.-Superior..... Wis.	5.00	5.00				8.30			11.95	15.40	17.55	18.10	18.10
Ellensburg..... Wash.	20.15	17.85		15.40	14.80	②20.15	②19.30	9.95	7.60	5.00		5.00	
Fargo..... N. D.	7.60	5.00						7.60	8.90	12.80	14.80	16.35	16.35
Forsyth..... Mont.	11.95	8.65		6.15	5.50			5.00	8.30	10.25	11.95	11.95	11.95
Gardiner..... Mont.	14.50	11.55		8.65		②13.80		5.00	5.00	6.55	8.90	10.25	10.25
Garrison..... Mont.	15.70	12.60		9.95	9.60	②17.55	②16.60	5.00	5.00	5.00	6.55	8.30	8.30
Glendive..... Mont.	10.65	7.60		5.00	5.00			5.00	5.80	9.60	11.55	12.80	12.80
Grand Island..... Neb.						6.55	5.00	8.30	10.65	13.80	15.70	16.60	16.60
Grants Pass..... Ore.	b 23.90	a 21.00		a 21.00	a 21.00			a 12.80	a 12.80	⑦ 8.00			5.00
Helena..... Mont.	14.80	11.95	11.95	8.90	8.65	②14.50	②16.60	5.00		5.00	6.90	8.65	8.65
International Falls..... Minn.		5.00											
Jamestown..... N. D.	7.60	5.00						6.55	8.65	12.60	14.50	16.05	16.05
Kansas City..... Mo.		5.80				5.00		②15.75	②16.60	②16.60	②19.30	②19.30	②19.30
Lincoln..... Neb.						5.50	5.00	9.60	11.55	15.40	16.35	18.10	18.10
Livingston..... Mont.	13.80	10.65		8.00	7.60	②13.80	②16.45	5.00	5.00	6.15	8.30	9.95	9.95
Logan..... Mont.	14.50	11.55		8.65	8.30	②14.50	②12.25	5.00	5.00	5.50	8.00	8.90	8.90
Los Angeles..... Cal.	b 23.90	a 21.00	a 23.30	a 21.00	a 21.00			a 18.70	a 15.70	a 15.70	15.05	①13.50	11.95
Miles City..... Mont.	11.55	8.30		5.80	5.00			5.00	5.00	8.65	10.95	12.25	12.25
Missoula..... Mont.	16.05	12.80		10.25	9.95	②17.55	②16.60	5.00	5.00	5.00	5.80	7.60	⑦ 7.60
New York..... N. Y.	8.90	12.25		16.50	16.50	10.65	12.80	21.70	21.95	26.65	28.50	28.90	28.90
Pasco-Kennewick..... Wash.	13.10	16.60		14.10	13.80	②17.55	②19.30	8.65	6.15	5.00	5.00	5.00	⑦ 5.00
Portland..... Ore.	21.00	18.10	18.10	16.35	16.05	②20.15	②19.30	10.65	8.65	⑦ 5.00	10.00	5.00	
Red Lodge..... Mont.	13.80	10.65		8.30		②13.80							
Roseburg..... Ore.	b 23.90	a 21.00		a 21.00	a 21.00					⑦ 6.90			5.00
St. Louis..... Mo.	5.00	5.80	8.30				5.00	②13.80	②14.50	②17.55	②20.15	②20.15	②20.15
St. Paul-Minneapolis..... Minn.	5.00		5.00	5.00	5.00	5.80	5.80	9.95	11.95	15.40	17.55	18.10	18.10
San Francisco..... Cal.	b 23.90	a 21.00	a 23.30	a 21.00	a 21.00			a 16.05	a 12.25	a 12.25	11.55	③ 9.95	8.30
Seattle..... Wash.	21.00	18.10	18.10	16.35	16.05	②20.15	②19.30	10.65	8.65	5.00	5.00	5.00	5.00
Sheridan..... Wyo.						12.25	9.95	5.00	5.00	8.30	10.25	11.95	11.95
Spokane..... Wash.	18.10	15.40	15.40	12.80	12.60	②17.55	②16.60	6.90	5.00		5.00	5.00	⑦ 5.00
Staples..... Minn.	6.55	5.00		5.00	5.00			8.30	10.65	14.10	16.35	17.55	17.55
Tacoma..... Wash.	21.00	18.10	18.10	16.35	16.05	②20.15	②19.30	10.65	8.65	5.00	5.00	5.00	5.00
Terry..... Mont.	10.95	8.00		5.00	5.00			5.00	① 5.00	8.90	10.95	12.60	12.60
Valley City..... N. D.	7.60	5.00						6.90	8.90	12.60	14.80	16.05	16.05
Washington..... D. C.	8.30	11.55		15.90	15.90	②8.90	11.55	21.10	21.30	24.95	27.90	27.95	27.95
Yakima..... Wash.	19.60	17.55	17.55	14.80	14.50	②20.15	②19.30	9.60	6.90	5.00	5.00	5.00	10.00

a—Via Portland or Seattle. b—Via St. Paul and Portland or Seattle. ①—Butte \$5.50. ②—Via St. Paul.
③—Tacoma 70c less. ④—Tacoma 35c less. ⑤—Mandan \$13.50. ⑥—Not via Seattle.
*Via direct lines.

Parlor Car Seat Rates:


	Seattle	Tacoma
Portland.....	\$1.45	\$1.10
Tacoma.....	.80

Exclusive Occupancy. On the Northern Pacific Railway one passenger having exclusive occupancy of a single bedroom, double bedroom or compartment, either day or night use, is required to present only one first class adult rail ticket; for night occupancy of a drawing room one and one-fourth (1 1/4) tickets are required and for day occupancy two adult tickets are necessary. Pullman charges for space occupied is additional.
Rate for two connecting bedrooms or connecting bedroom and compartment occupied by two or more passengers on one Pullman ticket is same as drawing room rate for two or more.

LOOKING FOR AN INDUSTRIAL SITE IN THE NORTHWEST?

If you are, Northern Pacific's Industrial Department is at your service. Well located sites are available in all cities along "Main Street". Northern Pacific has recently opened choice new Industrial areas in Spokane... Tacoma... Missoula... Billings... Fargo... Moorhead... Grand Forks. For information, please contact,

**J. E. Thames, General Manager, Industrial Properties,
Northern Pacific Railway, St. Paul 1, Minn.**



One-Way and Round Trip Railroad Fares

Effective May 15, 1954.
(Subject to Change)

BETWEEN	First Class		Coach		BETWEEN	First Class		Coach	
	One Way	6 Mos. Round Trip	One Way	6 Mos. Round Trip		One Way	6 Mos. Round Trip	One Way	6 Mos. Round Trip
CHICAGO AND					BUTTE AND				
Billings, Mont.	\$43.82	\$73.05	\$31.29	\$56.35	Billings, Mont.	8.26	13.80	5.91	10.65
Bismarck, N. D.	29.12	48.55	20.79	37.45	Bozeman, Mont.	3.34	5.60	2.40	4.35
Butte, Mont.	52.10	86.85	37.21	67.00	Chicago, Ill.	52.10	86.85	37.21	67.00
Fargo, N. D.	22.33	37.25	15.95	28.75	Fargo, N. D.	30.36	50.60	21.71	39.10
Glendive, Mont.	36.55	60.95	26.11	47.00	Livingston, Mont.	4.21	7.05	3.02	5.45
Jamestown, N. D.	25.56	42.60	18.26	32.90	Miles City, Mont.	13.42	22.40	7.59	13.30
Livingston, Mont.	47.90	79.85	34.21	61.60	Minneapolis, Minn.	37.82	63.05	27.02	48.65
Missoula, Mont.	58.30	93.85	40.21	72.40	Missoula, Mont.	4.20	7.00	3.00	5.40
Portland, Ore.	16.49	27.50	53.61	82.00	Portland, Ore.	25.65	42.75	18.34	33.05
St. Cloud, Minn.	75.06	115.00	53.61	92.00	St. Paul, Minn.	38.22	63.70	27.29	49.15
Seattle, Wash.	64.00	97.05	45.71	73.40	Seattle, Wash.	23.60	39.35	16.86	30.35
Spokane, Wash.	75.06	115.00	53.61	92.00	Spokane, Wash.	12.53	20.90	8.97	16.15
Tacoma, Wash.	70.80	108.40	50.57	82.00	Tacoma, Wash.	23.60	39.35	16.86	30.35
Yakima, Wash.									
Yellowstone Park		83.00		64.05					
ST. PAUL AND					HELENA AND				
Billings, Mont.	29.95	49.95	21.40	38.55	Billings, Mont.	8.36	13.95	5.98	10.80
Bismarck, N. D.	15.25	25.45	10.90	19.65	Chicago, Ill.	52.10	86.85	37.21	67.00
Butte, Mont.	38.22	63.70	27.29	49.15	Minneapolis, Minn.	37.82	63.05	27.02	48.65
Duluth, Minn.	5.25	8.75	3.75	6.75	Missoula, Mont.	4.18	7.00	2.99	5.40
Fargo, N. D.	8.46	14.10	6.05	10.90	Portland, Ore.	25.62	42.70	18.32	33.00
Helena, Mont.	38.22	63.70	27.29	49.15	St. Paul, Minn.	38.22	63.70	27.29	49.15
International Falls, Minn.	11.19	18.65	8.07	14.55	Seattle, Wash.	23.58	39.30	16.85	30.35
Portland, Ore.	63.23	96.45	45.17	68.80	Spokane, Wash.	12.50	20.85	8.94	16.10
Seattle, Wash.	61.20	96.45	43.71	68.80					
Spokane, Wash.	50.12	79.60	35.79	58.25					
Tacoma, Wash.	61.20	96.45	43.71	68.80					
Yakima, Wash.	56.92	90.95	40.66	67.00					
Yellowstone Park		59.90		46.20					
MINNEAPOLIS AND					MISSOULA AND				
Bemidji, Minn.	7.78	13.00	5.57	10.05	Billings, Mont.	12.46	20.80	8.91	16.05
Billings, Mont.	29.56	49.30	21.12	38.05	Bozeman, Mont.	7.54	12.60	5.40	9.75
Bismarck, N. D.	14.86	24.80	10.62	19.15	Chicago, Ill.	56.30	93.85	40.21	72.40
Butte, Mont.	37.82	63.05	27.02	48.65	Helena, Mont.	4.18	7.00	2.99	5.40
Duluth, Minn.	5.25	8.75	3.75	6.75	Minneapolis, Minn.	42.02	70.05	30.02	54.05
Fargo, N. D.	8.08	13.50	5.78	10.45	Portland, Ore.	21.45	35.75	15.34	27.65
Helena, Mont.	37.82	63.05	27.02	48.65	St. Paul, Minn.	42.42	70.70	30.29	54.55
International Falls, Minn.	11.19	18.65	8.07	14.55	Seattle, Wash.	19.40	32.35	13.86	24.95
Jamestown, N. D.	11.31	18.85	8.09	14.60	Spokane, Wash.	8.33	13.90	5.97	10.75
Missoula, Mont.	42.02	70.05	30.02	54.05	Tacoma, Wash.	19.40	32.35	13.86	24.95
Portland, Ore.	62.86	96.45	44.91	68.80					
Seattle, Wash.	60.81	96.45	43.45	68.80					
Spokane, Wash.	49.74	79.60	35.53	58.25					
Winnipeg, Man.	15.03	25.05	11.07	19.95					
Yellowstone Park		59.25		45.70					
DULUTH AND					SPOKANE AND				
Brainerd, Minn.	3.91	6.55	2.80	5.05	Billings, Mont.	20.79	34.65	14.86	26.75
Butte, Mont.	39.19	65.35	28.01	50.45	Bismarck, N. D.	36.11	60.20	25.84	46.55
Fargo, N. D.	8.82	14.70	6.30	11.35	Butte, Mont.	12.53	20.90	8.97	16.15
Helena, Mont.	39.19	65.35	28.01	50.45	Chicago, Ill.	64.00	97.05	45.71	73.40
Portland, Ore.	63.58	96.45	45.44	68.80	Duluth, Minn.	50.47	79.60	36.07	58.25
St. Paul-Minneapolis, Minn.	5.25	8.75	3.75	6.75	Fargo, N. D.	41.86	66.50	29.75	51.40
Seattle, Wash.	61.56	96.45	43.97	68.80	Helena, Mont.	12.50	20.85	8.94	16.10
Spokane, Wash.	50.47	79.60	36.07	58.25	Livingston, Mont.	16.78	27.95	11.98	21.60
Tacoma, Wash.	61.56	96.45	43.97	68.80	Minneapolis, Minn.	49.74	79.60	35.53	58.25
Yellowstone Park		61.50		47.50	Missoula, Mont.	8.33	13.90	5.97	10.75
					Portland, Ore. (direct)	13.11	21.85	9.37	16.90
					do (via Seattle)	14.94	24.90	10.67	19.25
					do	%	24.90	%	18.58
					St. Paul, Minn.	50.12	79.60	35.79	58.25
					Seattle, Wash.	11.07	18.45	7.91	14.25
					Tacoma, Wash.	11.07	18.45	7.91	14.25
					Yakima, Wash.	8.25	13.75	4.86	8.75
JAMESTOWN AND					SEATTLE-TACOMA AND				
Chicago, Ill.	25.56	42.60	18.26	32.90	Chicago, Ill.	75.06	115.00	53.61	82.00
Minneapolis, Minn.	11.31	18.85	8.09	14.60	Butte, Mont.	23.60	39.35	16.86	30.35
Portland, Ore.	52.78	84.10	37.76	65.15	Fargo, N. D.	52.73	85.75	37.67	64.20
Seattle, Wash.	50.74	80.85	36.29	61.95	Helena, Mont.	23.58	39.30	16.85	30.35
					Missoula, Mont.	19.40	32.35	13.86	24.95
					St. Paul, Minn.	61.20	96.45	43.71	68.80
					Spokane, Wash.	11.07	18.45	7.91	14.25
BILLINGS AND					PORTLAND AND				
Butte, Mont.	8.26	13.80	5.91	10.65	Seattle, Wash.	6.40	10.70	4.58	8.25
Chicago, Ill.	43.82	73.05	31.29	56.35	do			33.60	36.50
Fargo, N. D.	22.10	36.85	15.81	28.50	Tacoma, Wash.	5.06	8.45	3.62	6.55
Helena, Mont.	8.36	13.95	5.98	10.80	do			33.00	35.40
Portland, Ore.	33.91	56.55	24.24	43.65					
St. Paul, Minn.	29.95	49.95	21.40	38.55					
Seattle, Wash.	31.86	53.10	22.76	41.00					
Spokane, Wash.	20.79	34.65	14.86	26.75					

Via the Northwest to CALIFORNIA CIRCLE TOURS



Circle roundtrip railroad tickets to California permit valuable privileges. From Chicago, for example, you can enjoy as much as 2418 extra miles of sightseeing without added cost for railroad fare.

When you plan your trip to California, consult Northern Pacific offices — listed on Page 34. Combine your trip with the scenic NP route #1, and any one of these popular railroad routes:

- # 2 Overland: S. P., U. P., C. & N. W.
- # 3 Zephyr: W. P., D. & R. G. W., C. B. & Q.
- # 4 and # 2 Overland: U. P., C. & N. W.
- # 4 and # 3 U. P., Salt Lake, D. & R. G. W., C. B. & Q.
- # 5 Santa Fe
- # 6 Golden State: S. P., C. R. I. & P.
- # 7 Sunshine: S. P., M. P. St. Louis, Chicago.
- # 8 Texas Special: S. P. or Santa Fe, M. K. T.
- # 9 S. P., T. & P., Frisco-Kansas City, St. Louis.
- # 10 Sunset: S. P. New Orleans, I. C.

Round trip railroad fare from Chicago is same in all above routes: \$126.45 first class; \$90.15 coach. Or, from St. Paul—Minneapolis—Routes 2, 3, 4, 5, 6: \$123.40 first class; \$90.15 coach. Routes 7, 8, 9, 10: \$128.80 first class; \$93.16 coach. U. S. Tax of 10% to be added. Tickets good for six months. Stopovers anywhere.

Enjoy maximum scenic mileage at minimum costs.
When you travel consult Northern Pacific

@Westbound fare, \$58.15.
*Via Pasco and S. P. & S. Ry. or via Seattle.
*Via Gardiner, Red Lodge or Cody Gateways.

@Special Coach, limit 5 days.
%One way via Pasco and S. P. & S. Ry., other way via Seattle.

@Special coach, limit 18 days.
@Westbound fare, \$45.15.

Northern Pacific Railway

GENERAL OFFICES { St. Paul, Fifth and Jackson, Phone Capital 2-7773
Seattle, Smith Tower, Phone Elliott 3560

Traffic Department Officers { F. J. Berry, Vice President, St. Paul 1, Minn.
I. C. Lawson, Asst. to Vice President, St. Paul, Minn.

G. W. Rodine, Passenger Traffic Manager..... St. Paul, Minn.
M. M. Goodsell, General Passenger Agent..... St. Paul, Minn.
F. G. Scott, Western Passenger Traffic Manager..... Seattle, Wash.

R. E. Smith, General Freight Traffic Manager..... St. Paul, Minn.
A. A. Walsh, General Freight Agent..... St. Paul, Minn.
F. A. Cleveland, Western Freight Traffic Manager..... Seattle, Wash.
W. A. Hart, Assistant General Freight Agent..... St. Paul, Minn.
C. W. Mottram, Assistant General Freight Agent..... St. Paul, Minn.

Otto Kopp, General Freight Traffic Manager..... St. Paul, Minn.
H. R. Challoner, Freight Traffic Manager..... St. Paul, Minn.
H. A. Peterson, Freight Traffic Manager..... St. Paul, Minn.
W. J. Luchinger, Eastern Freight Traffic Manager..... New York 20, N. Y.
J. J. O'Connor, Assistant General Freight Agent..... St. Paul, Minn.
H. A. Shultz, Assistant to General Freight Traffic Manager..... St. Paul, Minn.
R. C. Murphy, Assistant General Freight and Passenger Agent..... Fargo, N. D.
A. P. Kimmel, Assistant General Freight Agent..... Minneapolis, Minn.
W. E. Husband, General Live Stock Agent..... St. Paul, Minn.
F. F. Fischer, General Perishable Freight Traffic Manager..... St. Paul, Minn.

John W. Haw, Director, Department Agricultural Development..... St. Paul, Minn.
W. J. Hunt, Assistant Director..... St. Paul, Minn.
A. J. Dexter, Agricultural Development Agent..... St. Paul, Minn.
Kenneth R. Norell, Agricultural Development Agent..... St. Paul, Minn.

L. L. Perrin, Manager..... St. Paul, Minn.

Aberdean, Wash., Room 5, Union Station, Telephone 810
C. J. RYAN..... General Agent

Atlanta 3, Ga., 1313 Healey Bldg., Tel. LAMar 8119
O. W. McLAUGHLIN..... General Agent

Bellingham, Wash., C. W. QUERRY..... General Agent
Billings, Mont., Northern Pacific Bldg., Montana Avenue
Telephone 9-4521

J. A. MARSHALL, Assistant General Frt. and Pass. Agent
T. O. IRVING, General Agent
W. C. WIENHOEPEL, District Passenger Agent
D. J. POWERS, City Frt. and Pass. Agt.
Northern Hotel, 2724 First Ave. North, Telephone 9-4521
JAMES H. BOURNE..... City Ticket Agent

Bismarck, N. D., A. C. McKEAN, Trav. Frt. and Pass. Agt.
Boston 16, Mass., Room 8, Littlefield Bldg., Boston St.
Tel. LI 2-8367, LI 2-9699

W. T. SAMPSON..... General Agent
W. L. PROVOST..... Traveling Passenger and Freight Agent

Bozeman, Mont., R. H. MORROW..... Agent
Bremerton, Wash., Consolidated Ticket Office
S. HARVEY, Agent, 228 First St., Telephone 3-1401

Buffalo 3, New York, 795 Elliott Square, Tel. Wash. 6822
J. W. PRICE..... General Agent
A. C. CRAY..... Traveling Frt. and Pass. Agent

Butte, Mont., Consolidated Ticket Office, Tel. 3275
No. 2 North Main St., R. E. BERNER, Agent
Butte, Mont., 405-67 Metals Bank Bldg., Tel. 4559

R. E. McCOURTNEY..... General Agent
B. E. LAMB..... City Freight and Passenger Agent

Chicago 4, Ill., 73 E. Jackson Blvd., Tel. WAbash 2-1271
H. F. COMPTON..... General Agent
H. M. HAUSKING, H. OTTEN, Trav. Passenger Agents

M. C. SAXTON-R. K. ROBINSON, City Passenger Agents
E. A. ROWELL, Jr., City Ticket Agent
Freight Department, 310 South Michigan Avenue

C. M. GAUTWICK..... General Freight Agent
B. L. YOUNGLOVE..... Asst. General Freight Agent

A. E. MAULEY-G. E. THORNE, Commercial Agents
R. B. BURTEN..... Traveling Freight Agent
E. T. CHRISTENSEN..... City Freight Agent
E. J. STRAPP..... Export and Import Agent

Cincinnati 2, Ohio, 2011-13 Carew Tower, Tel. CHerry 5938
5th and Vine Streets
M. F. CONNOR..... General Agent

P. J. MARY-V. L. HINES..... Trav. Frt. and Pass. Agts.
Cleveland 13, O., 1334 Term. Tower Bldg., Tel. MAIn 1-2846

P. H. BOARDMAN..... General Agent
C. H. GAARDSMOE..... Traveling Frt. and Passenger Agent
K. E. BRODIN, Main City Freight and Passenger Agent

Dallas 1, Tex., 607 Kirby Bldg., Tel. Prospect 7872
G. J. ADAMCIC..... General Agent
E. A. CASSELL..... Traveling Freight and Passenger Agent

B. S. GUYNES..... City Freight and Passenger Agent
Denver 2, Colo., 703 Railway Exch. Bldg., Tel. CHerry 4-3743
S. F. FITZPATRICK..... General Agent

ROY E. MATTHEWS, JR., City Freight & Passenger Agent
Detroit 26, Mich., 810 Lafayette Bldg.,
Telephone WOODward 2-4934-2-4935

K. W. WILSON..... General Agent
F. W. SUTHERLAND, A. GIBSON, Trav. Frt. and Pass. Agts.
H. J. SPENCE..... City Freight and Passenger Agent

Duluth 2, Minn., Union Depot, Rm. 111, Tel. RA 2-8353
OBER A. KOBS..... Asst. Gen. Frt. and Pass. Agt.
A. A. ANDERSON..... General Agent
R. H. GELIN..... Traveling Freight and Passenger Agent

B. L. TVEITHEIM..... City Freight and Passenger Agent
W. J. McALLISTER, City Freight and Passenger Agent
Consolidated Ticket Office
Lonsdale Bldg., 302 West Superior St., Tel. Melrose 2-8353
H. F. SCHAFER..... General Agent

Edmonton, Alta., 601 Royal Trust Bldg., Phone 44-454
K. R. RUP..... Commercial Agent
Eugene, Oregon, P. O. Box 567, Tel. Commerce 9957.
J. E. BECKWITH..... Commercial Agent
Everett, Wash., J. D. NANKIVELL, JR., General Agent
Fargo, N. D., R. C. MURPHY, Asst. Gen. Frt. and Pass. Agt.
M. L. SANDERS..... City Freight Agent
M. L. BORDERUD, Agent, Passenger, Station Phone 7544
Grand Forks, N. D., R. BRODRICK, Trav. Frt. Agent
Helena, Mont., Placer Hotel, 27 No. Main St., Tel. 612
N. L. MACLEAN..... General Agent
HERMAN JOHNSON, JR., City Passenger and Ticket Agent

Passenger C. J. Lindorfer, Assistant General Passenger Agent..... St. Paul, Minn.
Leonard Holmstrom, Assistant General Passenger Agent..... St. Paul, Minn.

Freight-Rates F. J. Kassekert, Assistant General Freight Agent..... St. Paul, Minn.
L. A. Nagel, Assistant General Freight Agent..... St. Paul, Minn.
H. R. Henderson, Assistant General Freight Agent..... Seattle, Wash.
L. S. Davis, Assistant General Freight Agent..... Seattle, Wash.

Freight-Sales and Service R. D. Bone, Western Freight Traffic Manager..... Seattle, Wash.
C. E. Fulton, Assistant Western Freight Traffic Manager..... Seattle, Wash.
E. E. Chapman, General Freight Agent..... Seattle, Wash.
W. D. Miller, Assistant to General Freight Traffic Manager..... Seattle, Wash.
S. W. Elmore, Assistant to Western Frt. Traffic Mgr..... Seattle, Wash.
W. D. Miller, General Freight Agent..... Portland, Ore.
E. M. Stevenson, Assistant General Freight and Passenger Agent..... Tacoma, Wash.
J. A. Marshall, Assistant General Freight and Passenger Agent..... Billings, Mont.
Ober A. Kobs, Assistant General Freight and Passenger Agent..... Duluth, Minn.

Agricultural Development A. R. Miesen, Agricultural Development Agent..... Fargo, N. D.
L. S. MacDonald, Agricultural Development Agent..... Billings, Mont.
W. P. Stapleton, Western Agricultural Development Agent..... Seattle, Wash.
K. L. Cook, Agricultural Development Agent..... Spokane, Wash.

Baggage and Express E. P. Reswick, Manager, Mail, Baggage and Express Traffic..... St. Paul, Minn.

Passenger and Freight Representatives

Jamestown, N. D. H. E. UNDERWOOD, Traveling Freight and Passenger Agent
Kansas City 6, Mo., Room 206, 1025 Grand Ave.,
Bell Tel. Victor 3141

K. A. TROWBRIDGE..... General Agent
G. A. GAUTHIER, Traveling Freight and Passenger Agent
G. E. STUART..... City Freight and Passenger Agt.

Lewiston, Idaho, Room 10 Union Station Telephone 3-3434
C. W. MECKSTROTH..... General Agent
Livingston, Mont., A. C. BROOKING..... Agent

Longview, Wash., Frt. Station, 7th & Hudson, Tel. 818
Ticket Office, 1453 Broadway..... Telephone 815
C. F. HEATH..... Ticket Agent

Los Angeles 14, Cal., Room 509-510 W. 6th St.,
Telephone CRinity 2321

D. F. WALKER..... General Agent
J. E. BEATTY..... District Passenger Agent
J. V. KRISMAN..... Traveling Freight and Passenger Agent

R. A. KOELBLIN-W. A. LEMON, City Frt. and Pass. Agts.
Miles City, Mont., R. J. SETTERHOLM, Trav. Freight Agent
Milwaukee 3, Wis., 913 Majestic Bldg., Tel. BR 6-2815
231 West Wisconsin Ave. and 6-2816

R. L. KELLY..... General Agent
R. W. THOMKE, Traveling Freight and Passenger Agent
J. M. ZAKARIASEN..... City Freight and Passenger Agent

Minneapolis 2, Minn., 701 Marquette (Roosevelt Bldg.),
Telephone ALain 8713

J. A. BEATTY..... Assistant General Passenger Agent
H. M. GREGERSEN..... City Passenger Agent
T. L. QUELL..... City Ticket Agent

Minneapolis 2, Minn., 200 Minn. Federal Savings and
Loan Bldg., 607 Marquette Ave.
A. P. KIMMEL, Asst. General Freight Agent

R. J. MADSEN, C. H. WILSON..... City Freight Agts.
R. D. FORMICO and W. E. TAYLOR..... City Freight Agts.
Missoula, Mont. Telephone 3-3161

E. J. STILES..... General Agent
D. A. BROUETTE..... Passenger Agent
D. CHEVRE..... City Freight Agent

New York 20, N. Y., 630 Fifth Ave., Room 534 Inter-
national Bldg., Rockefeller Center, Phone Circle 6-4053
V. L. BEDELL..... General Agent
WM. C. HAYVENS..... District Passenger Agent

R. L. TIEDERMAN, R. T. TIERNEY, City Pass. Agts.
Freight Department, Room 537
GEO. C. REINHARDT..... General Eastern Frt. Agent
J. R. PATTERSON..... General Agent

P. J. HASSAN..... Traveling Freight and Passenger Agent
EUGENE A. KOVACS, A. L. STAM..... City Freight Agents
W. M. TAYLOR..... City Freight and Passenger Agent

Oakland 4, Cal., 815 Central Bk. Bldg., Tel. GL 1-8717
SPENCER A. JEWELL..... General Agent
R. D. HAUGEN..... City Freight and Passenger Agent

Omaha 2, Nebr., 309 W. O. W. Bldg., 14th and Farnam
Sts., Phone Atlantic 7177
W. W. TRAYLOR..... Traveling Frt. and Passenger Agent

Pasco, Wash., A. R. JOHNSON..... Dist. Frt. and Pass. Agt.
Philadelphia 9, Pa., 926-7 Fidelity-Philadelphia Trust
Bldg., 123 So. Broad St., Tel. Kingsley 5-0181

E. H. BREISACHER..... General Agent
JOHN C. DOLAN..... City Freight and Passenger Agent
W. M. TAYLOR..... City Freight and Passenger Agent

Pittsburgh 22, Pa., 608-9 Park Bldg., Phone A-TLantic 1-0306
WALTER WESTMAN..... General Agent
CLIFFORD T. PENN..... Assistant General Agent
H. A. LINDSAY..... Traveling Freight and Passenger Agent

Portland 1, Ore., City Ticket Office, Tel. Capitol 1311
Equitable Bldg., 439 S. W. 6th Ave.
A. C. STICKLEY..... General Agent
M. L. THOMSON, B. F. WINE..... City Passenger Agents
A. F. LEE..... City Passenger and Ticket Agent
Portland 5, Ore., 707 Amer. Bk. Bldg., Phone BR. 0423
W. D. MILLER..... General Freight Agent
H. H. HAPPE..... General Agent
Freight Department
C. E. MOEHRING..... Foreign Freight Agent
R. F. WAHLGREN, D. H. CARTER and F. F. WITTENBERG, JR.
Traveling Freight and Passenger Agents
J. E. CUSTER and R. L. McNTUTT, City Frt. and Pass. Agts.
St. Louis 2, Mo., 919-922 Boatmen's Bk. Bldg., GARfield 1-3250
A. W. JONES..... General Agent
LLOYD CADLE-B. O. CLEFF..... Trav. Frt. and Pass. Agts.
JOHN AUSTIN..... City Freight and Passenger Agent

St. Paul 2, Minn., Hotel St. Paul (St. Peter St. at 5th
St.) Tel. CApital 2-7773

M. R. JOHNSON..... General Agent
E. J. TUTTLE..... City Passenger Agent
A. G. BERGMAN..... City Ticket Agent

St. Paul 1, Minn., 176 E. Fifth St., Tel. CApital 2-7773
H. R. COTTON..... District Passenger Agent
M. L. HARNEDEN..... Traveling Passenger Agent

G. T. FLYNN..... Commercial Agent
A. G. HILDEBRANT, Traveling Freight & Passenger Agent
R. G. CHAN..... Traveling Freight Agent
J. C. MOORE..... City Freight Agent

San Francisco 5, Cal., 1003 Monadnock Bldg., Tel. SU 1-1078
DANIEL TINNEY..... General Agent
C. A. SCHELLY..... Commercial Agent
WALTER CEDERBERG..... Traveling Frt. and Pass. Agent

GENE HAUGH..... City Freight and Passenger Agent
J. S. ANDERSON..... City Ticket Agent
R. L. PREFONTAINE..... City Freight and Passenger Agent

Seattle 1, Wash., No. 1401 Fourth Ave., Tel. ELliott 5560
City Ticket Office
W. L. BRODETT..... General Agent
C. A. LORENZ, C. H. HALL and R. C. CASTLE
City Passenger Agents

R. W. LUCKEY..... City Ticket Agent
Seattle 4, Wash., 508 Smith Tower..... Tel. ELliott 5560
C. R. THROCKMORTON..... District Passenger Agent
F. J. TRAVELING..... Traveling Passenger Agent

Reservation Bureau, 200 C. Willow, Manager.
Freight Department, 200 Smith Tower
M. J. DELMORE..... General Agent
V. E. WEIHS..... Asst. General Agent

A. H. PICKRELL..... Portland Passenger Agent
JOHN REYNOLDS..... Traveling Freight and Passenger Agent
A. B. SPERRY..... G. B. NELSON,
W. P. STUPPELL, E. J. FARLEY City Frt. and Pass. Agts.

Spokane 4, Wash., 701 Sprague Ave., Cor. Wall Street,
Telephone MAIn 5321

D. R. HAMM..... Traveling Frt. and Passenger Agent
S. D. BULLIS..... Traveling Passenger Agent
F. L. MACDONALD..... Trav. Frt. and Pass. Agt.

C. A. TAYLOR-H. P. WOHLD., City Frt. and Pass. Agts.
C. G. SHEFFIELD..... City Pass. and Ticket Agent
W. L. GARDNER..... Depot Ticket Agent

Superior, Wis., Union Depot Bldg., Tel. Ex port 4-7002
ELMER S. HARD..... General Agent
Tacoma 2, Wash., 118 South Ninth St., Tel. BTroadway 1121

E. M. STEVENSON..... Asst. Gen. Frt. and Pass. Agt.
W. J. GALT..... Traveling Freight and Passenger Agent
W. L. GITTLE..... City Passenger and Ticket Agent

R. L. MERRILL..... City Freight and Passenger Agent
Toronto, Ont., Rm. C-29, Un. Sta., Phone EMpire 4-2028
C. C. GARDNER..... General Agent

Vancouver, B. C., Room 207, Stock Exchange Bldg.,
475 Howe St., Tel. General Agent 2461
W. J. RIDDELL..... General Agent
W. S. OUSMAN..... Traveling Freight and Passenger Agent
H. J. JONES..... City Freight and Passenger Agent

Victoria, B. C., 912 Government St., Tel. 2-9168
G. C. PAULIN..... General Agent
Wallace, Ida., O. H. UNDERWOOD, Cor. Agt. Phone 2051

Walla Walla, Wash., Nor. Pac. Station, Tel. No. 107
F. L. IRVING..... District Freight and Passenger Agent
RICHARD ROTH..... City Freight and Passenger Agent

Washington 5, D. C., 500 Shoreham Bldg., S-P-8670-8-8671
Phone National 8-8670-8-8671
E. H. BREISACHER..... General Agent
E. K. KREMER..... District Passenger Agent
E. R. SHELLENBERGER..... District Freight Agent

West Fargo, N. D., K. A. KNUTSON..... Livestock Agent
Winnipeg 2, Man., 204 Paris Bldg., 259 Portage
Tel. 927946-927947
J. General Agent

JOHN ALLAN..... General Agent
J. N. CHANNING, Traveling Freight and Passenger Agent
J. M. RICHMOND..... City Freight and Passenger Agent
JOHN KOLODY..... City Freight and Passenger Agent
Winston-Salem 3, N. C., 316A Reynolds Bldg., Tel. 3-1132
L. O. MOB..... Commercial Agent
Yakima, Wash., 1111 Broadway, Tel. General Agent 9151
J. Y. BLUMSTROM..... General Agent
H. J. BOND-E. H. KNOWLES, Trav. Frt. and Pass. Agts.
E. R. SMITH..... Traveling Passenger Agent

4 VISTA-DOMES

a thrilling *Extra* on the Northwest's *Extra Comfort* train!



Relax for a smooth ride in reclining chair coaches or private rooms. Enjoy superb diner meals, too.

Bring the family. Low "Family Plan" fares offer you substantial savings. Ask for full information.



Extra comfort ... no extra fare!

VISTA-DOME
*NORTH COAST
LIMITED*



You see more of the magnificent scenery on the Vista-Dome North Coast Limited. Take a wide-open look at the wide-open spaces—en route to Yellowstone, Dude Ranches, the Pacific Northwest, or California.



"Northwest Adventure", a fact-and-picture booklet, is free to you. Write G. W. Rodine, 826 Northern Pacific Railway, St. Paul 1, Minnesota.