

SUMMER, 1952

Scenic Route Across America



PASSENGER SCHEDULES

Streamlined
**NORTH COAST
LIMITED**

SUMMER, 1952

Main Street of the Northwest



PASSENGER SCHEDULES

Streamlined
**NORTH COAST
LIMITED**

Table of Contents

Page	Page	Page
Baggage Information 1	Northern Pacific Representatives 34	Station Restaurants 8
Connections at Terminals 28 to 31	Optional Routes on Tickets 1	Steamship Service 27-28
Equipment of Trains 5 to 7	Pullman Fares 31, 32	Stopover Privileges 1
General Information 1	Rail Fares 33	Train Schedules (Complete) 8 to 28
Map of Northern Pacific System 17, 18	Station Index, with altitudes 2 to 4	Train Schedules (Condensed) 5, 6

General Information for Travelers

TIME ZONES. The Northern Pacific Railway operates in three time zones, Central, Mountain and Pacific. The points of change on the main line are at Mandan, N. Dak., and Paradise, Montana. Westbound travelers move their watches back one hour and when traveling east, ahead one hour at each of these points.

AIR-CONDITIONED CARS. All equipment regularly assigned to those trains so indicated in this folder, is air-conditioned and every effort is made to provide the cars as specified. However, it is sometimes necessary to use non air-conditioned cars in these trains when traffic or operating necessities require them.

CHILDREN'S FARES. Children under five years of age, when accompanied by parent or guardian, will be carried free of charge. Children five years of age and under twelve years of age will be charged one-half of the adult fares. Children of five and under twelve years of age who are not mature enough to take care of themselves when traveling alone must not be ticketed unless accompanied by parent or guardian. Children twelve years of age and over will be charged the adult fare.

USE TICKETS WITHIN LIMIT. Passengers must reach destination not later than midnight of date punched in the margin of tickets, or indicated. One-way tickets will be honored for passage within 30 days in addition to date of sale.

HONORING OF TICKETS—Via Seattle. All tickets reading via Northern Pacific from Spokane, Wash., or points east to Tacoma, Wash., and points south thereof, will be honored via Seattle, Wash., without additional charge, upon application to Conductor.

Optional Routes. Tickets reading via Northern Pacific Railway from points in or east of Montana to Portland, Oregon, or to points beyond, will be honored at option of passengers via the Northern Pacific Railway to Spokane or Pasco, thence via Spokane, Portland & Seattle Railway to Portland and vice versa.

All Round-Trip Tickets from or to the following territory reading via Northern Pacific Railway to Spokane or Pasco, thence via Spokane, Portland and Seattle Railway to Portland, or via Portland to points beyond or the reverse, will be honored at option of passengers via Northern Pacific Railway through Seattle or Tacoma.

- (a) Tickets from or to points on the Northern Pacific Railway, Missoula, Montana, and East.
- (b) Tickets routed via Billings, Mont., from, to or via Chicago, St. Louis, Memphis or New Orleans.

The above arrangements do not apply on tickets to or from points in British Columbia or Washington.

Tickets reading via S. P. & S. Ry. from Spokane, Wash., to Pasco, Wash., or beyond, or vice versa, will be honored at option of passengers via Northern Pacific Railway between Spokane and Pasco.

Tickets reading via Great Northern Railway, Union Pacific Railroad or Northern Pacific Railway to or from any point on the joint line, Seattle to Portland, inclusive, will be honored on trains of any of these railways on the joint line.

Tickets reading via Northern Pacific Ry., Minneapolis, St. Paul & Sault Ste. Marie Ry. or Great Northern Ry. between St. Paul-Minneapolis and Duluth-Superior will be honored on the trains of any of these lines.

Tickets reading via Northern Pacific Railway will be honored on buses of Northern Pacific Transport Company.

ADJUSTMENT OF FARES. In cases of misunderstanding with conductors or agents, passengers should pay fare required, take receipt and communicate with P. R. Carlton, Auditor Passenger and Station Accounts, Northern Pacific Railway, St. Paul 1, Minn.

REDEMPTION OF TICKETS. Wholly unused tickets will be redeemed by selling agent. Unused or partly used tickets will be redeemed under tariff regulations on application to P. R. Carlton, Auditor Passenger and Station Accounts, St. Paul 1, Minn.

SPECIAL SERVICES TO TRAVELERS—
Rail-Auto Service—See page 29.

STATION MAIL BOXES—See page 13.

STOPOVERS. On one-way tickets, stopovers will be allowed at all stations on the Northern Pacific Ry. within 30 days from date of sale upon application to Conductor. On round-trip tickets, stopovers will be allowed within limit of ticket.

FEDERAL TAX. A 15% Federal tax on rail and Pullman tickets is not included in fares quoted in this folder.

TELEGRAPH SERVICE. Western Union messages accepted at all stations.

MARK YOUR BAGGAGE. All baggage should show name and permanent address of owner. Hand baggage in Pullmans is restricted to what can be conveniently placed in berth or seat occupied by passenger.

BAGGAGE MAXIMUMS. Ordinarily 150 lbs. is free allowance for each adult ticket. No single piece of baggage exceeding 300 pounds in weight, or 72 inches in greatest dimension, or exceeding \$2500.00 in value will be checked. Free allowances are subject to tariff stipulation as to contents, weight, value and size.

BAGGAGE INSURANCE. A charge of fifteen cents only is made for each hundred dollars value declared above \$100 for baggage checked for each adult passenger and above \$50 for each child traveling on half fare ticket. The limit of baggage which may be insured on a single ticket is \$2500.

A new form of policy insuring your baggage and personal effects from the beginning to the end of a journey anywhere in the world, may be purchased at principal offices of the Northern Pacific Ry. The coverage is very liberal and the rates are low. Minimum Premium Twenty-five Cents.

LIMITED LIABILITY. Excess value of baggage must be declared and paid for at time of checking.

Liability for loss of baggage handled by Red Caps is limited to \$25.00 per bag or parcel unless greater value is declared in writing at the time of service and the charge of 10c per \$100 paid. No responsibility will be accepted for baggage handled by Red Caps of value in excess of \$500.00.

BICYCLES (not motorcycles), baby carriages, dogs and guns are carried in baggage cars subject to tariff regulations.

LOST ARTICLES should be inquired for from the Manager, Baggage and Express Traffic, Northern Pacific Railway, St. Paul 1, Minn. No responsibility is assumed for unchecked articles left in stations or cars.

★
NOTE—This folder has been compiled with care, but may contain errors. Furthermore, it is sometimes necessary to change schedules without notice, trains shown are sometimes unavoidably delayed and connections missed. We hope none of our patrons will be inconvenienced by any of these causes, but the Railway Company will not be liable therefor.

INDEX TO STATIONS

Table with multiple columns listing station names, table numbers, and altitudes. Includes entries for various states like Washington, Oregon, Idaho, and Montana.

Station is located on line indicated by the table number, but not shown in the table in the folder. No passenger service. Line not shown in this folder. No freight service.

INDEX TO STATIONS—Continued

Table No.	Altitude	Table No.	Altitude	Table No.	Altitude	Table No.	Altitude	Table No.	Altitude							
Holker, Mont.	44	3860	Jacey, Wash.	59	183	Mandan, N. D. 2, 28, 29	1648	Newlon, Mont.	311	1928	Plateau, Mont.	471	2995	St. Helens, Ore.	66	105
Homan, Wash.	219	6329	La Crosse, Wis.	1	30	Manhattan, Mont.	4245	New Prairie, Minn.	1184	1533	Plaza, Wash.	51	2350	St. Ignace, Mont.	45	100
Homestead, Mont.	6	107	Lake, Wash.	57	1206	Manitoba Jct., Minn.	1	New Rockford, N. D. 25	2164	2164	Pleasant View, Wash. 56	61	1430	St. J. Baptiste, Man. 18	100	100
Honeyford, N. D.	18	892	Lake Albert, Minn.	1	1321	Maple, Wis.	1	New Salem, N. D. 2	2903	2903	Plumb, Wash.	6a	232	St. Joseph, Mo.	8	2640
Hoop, Wash.	107	1242	Lake Park, Minn.	1	1206	Mapleton, N. D. 1, 21	909	Niagara Falls, Minn. 1	1413	1413	Pluvius, Wash.	61	729	St. Regis, Mont.	1	10
Hooper, Wash.	7	2075	Lakeview, Wash.	59	59	Marble, Minn.	1265	Nichols, Mont.	3	2556	Plymouth, Wash.	43	694	St. Paul, Minn.	1, 10	20
Hope, Ida.	5	2153	Lake Williams, N. D. 24	1791	1791	Marion, N. D.	1461	Nimrod, Mont.	47	3700	Polsen, Mont.	45	2935	16, 18, 22, 24, 26	723	723
Hoppers, Mont.	31	5153	Lalle, N. D.	25	1567	Markant, Wash.	21	Nine Mile, Mont.	47	2991	Pomona, Wash.	61	1148	21, 22, 24, 25, 20	6	723
Houquiam, Wash. 59	60	1206	Lamar, Wash.	56	843	Marmac, Wash.	59a	Nissau, Minn.	16	1231	Pompey's Pillar, Mont. 3	61	2827	Sage, Wash.	7	267
Horace, N. D.	22	2401	Lamont, Wash.	7	1951	Marsh, Mont.	3	Nissau, Minn.	16	1231	Pony, Mont.	40	5443	Sagemore, Wash.	51	559
Horton, Mont.	3	1532	La Moure, N. D. 22	26	1309	Marshall, Wash. 5, 7, 50	3	Nissau, Minn.	16	1231	Portage Jct., Man. 18	18	984	Salem, Ore.	64	67
Hot Springs, Wash. 6	340	1920	Lansford, Minn.	13	944	Marstonmoor, N. D. 44	51	Nookapak, Wash. 57	81	917	Porter, Wash.	59	54	Salmon, Idaho.	46	163
Hoyer, Wash.	7	346	Lansford, Minn.	13	944	Martin, Wash. 6	2829	Nookapak, Wash. 57	81	917	Portland, Ore. 4, 6, 6a	6, 6a	6, 6a	1247	371	723
Howing, N. D.	20	1190	Lantz, Wash.	37	2509	Martins Bluff, Wash. 6a	37	Norris, Mont.	40	4831	Post, Mont. Ore. 4, 6, 6a	6, 6a	3161	Sage, Wash.	7	267
Howard, Mont.	3	2586	Laporte, Minn.	16	1328	Maryhill, Wash.	7	North Altmont, N. D. 2	2132	2132	Post Falls, Ida.	49	2165	Sagemore, Wash.	51	559
Howell, Ida.	3	2124	Lapwai, Ida.	52	972	Mason, Mont.	33	North Bend, Wash. 57a	443	443	Post Falls, Ida.	49	2165	Salem, Ore.	64	67
Hubbard, Mont.	4	4243	Lark, N. D.	28	2076	Maupin, Ore.	63	North Branch, Minn. 10	899	899	Powell, Wyo.	9	4389	Salmon, Idaho.	46	163
Huff, N. D.	28	1653	Larson, Ida.	34	3485	Maywood, Wash. 6	1333	Northdallas, Wash.	7	129	Power House, Wash. 54	54	1362	Saltsee, Mont.	47	3371
Hugo, Minn.	10	937	Laurel, Mont.	3, 34	3237	Medberry, N. D.	22	Northdallas, Wash.	7	129	Pray, Mont.	38	4855	Sampson, Mont.	41	5259
Huntley, Wash.	3	3025	Laurin, Mont.	41	5053	Medical Lake, Wash. 50	2433	North Plains, Ore.	1428	1428	Preston, Wash.	57a	496	Sanborn, N. D.	2, 23	1447
Hunt, Wash.	55	326	Laurip, Wash.	30	300	Medora, N. D.	1797	North Plains, Ore.	1428	1428	Preston, Wash.	57a	496	Sanders, Mont.	3	2603
Huntville, Wash. 56	1347	1347	Lavinia, Minn.	16	61	Medora, N. D.	1797	North Plains, Ore.	1428	1428	Preston, Wash.	57a	496	Sandpoint, Ida.	3	2603
Hurfield, N. D. 25	190	190	Lewiston, Kan.	1	189	Melmont, Wash.	1292	Northrup, Wash.	749	749	Prosser, Wash.	6	662	San Francisco, Cal. 8	8	2092
Huron, Mont.	47	3017	Lebanon, Wash.	61	1146	Melville, N. D.	25	Noxon, Mont.	5	2178	Providence, Wash.	51	2349	Sanger, N. D.	29	1694
Huyahna, Neb.	3	2653	Lee, Minn.	18	1146	Melvin, Minn.	185	Noxon, Mont.	5	2178	Pullman, Wash.	51	2349	Sanitarium Spur	131	1329
Hyalam, Mont.	3	2653	Leeds, N. D.	25	1509	Mendota, Wash.	268	Noxon, Mont.	5	2178	Pullman Jct., Wash. 3	3	2369	Sapoli, Wash.	56	1262
			LeGro, Wash.	36	648	Mendota, Wash.	268	Oakes, N. D. 20, 22, 26	1313	1313	Puyallup, Wash. 6, 6a, 59	59	46	Sappington, Mont. 40	40	1019
Image, Wash.	7	47	Lehigh, Id.	53	914	Merrifield, Minn.	1219	Oak Lake, Minn.	1362	1362	Quartz, Mont.	471	2876	Sartell, Minn.	49	4190
Independence, N. D. 22	1399	1399	Lennox, Minn.	16	1181	Merriman, Mont.	38	Oakville, N. D.	59	97	Quebec, Mont.	3	3797	Sawyer, Wash.	59	38
			Leonard, N. D.	22	1013	Mesa, Wash.	5	O'Brien, Wash.	6a, 59	34	Race Track, Mont.	4	4700	Seattle, Wash.	6a, 6a	13
Inglewood, Wash. 57a	44	1086	Lester, Wash.	6	1652	Meskill, Wash.	61	O'Connell, Wash.	59	34	Rainier, Wash.	66	24	Scudder, Wash.	54	1006
Ino, Wis.	15	1086	Lettellier, Man.	18	455	Mildred, Minn.	16	Ogden, N. D.	28	2329	Rainier, Wash.	66	24	Seaside, Ore.	66	18
Intake, Wash.	31	2015	Lewistown, Mont.	41	3897	Miles City, Mont.	3	Ogden, N. D.	28	2329	Ralston, Wyo.	91	2680	Seattle, Wash.	6a, 6a	13
International Falls, Minn. 16	1116	1116	Lewis, Mont.	41	6166	Millwood, Wash.	47	Ogden, N. D.	28	2329	Ramsay, Mont.	42	2280	Sedalia, Mo.	55, 57, 59, 61	2054
Iona, Mont.	21	2346	Lewiston, Ida. 51, 52, 53	73	736	Milnor, N. D.	20	Ogden, N. D.	28	2329	Rancher, Mont.	3	2680	Sedro-Woolley, W. 57	56	56
Iron River, Wis.	15	1096	Lichty, Wash.	59b	2	Milton (Freewater) Ore. 4	561	Ollie, Mont.	3097	3097	Ranchester, Wyo.	8	1179	Selkirk, Wash.	6	1099
Iron Rod, Mont.	41	4564	Lignite, Ida.	2	4260	Mima, Wash.	591	Olympia, Wash. 6a-59	51	1037	Randall, Minn.	1	4071	Selma, Wash.	33	4359
Ironton, Minn.	7	1313	Lime Spur, Mont.	41	4260	Mine 5, Wash.	58	Olympia, Wash. 6a-59	51	1037	Rapide, Mont.	34	4071	Selma, Wash.	33	4359
Irvina, Wash.	5	990	Lincoln, Minn.	1	1283	Minneapolis, Minn. 10	5	Orofino, Ida.	53	1019	Rapids, Mont.	31	2207	Seneca, Neb.	8	2972
Issaquah, Wash. 57a	97	1231	Lincoln, Neb.	8	1362	Minneapolis, Minn. 10	5	Orofino, Ida.	53	1019	Rapidum, Mont.	31	2207	Seneca, Neb.	8	2972
Iverson, Minn.	13	1231	Lindsay, Mont.	32	2686	Minnaukan, N. D. 25	18	Orofino, Ida.	53	1019	Ravalli, Mont.	5-45	2701	Shaw, Wash.	54	925
			Linton, Wyo.	27	1712	Minnick, Wash.	56	Orofino, Ida.	53	1019	Ravensdale, Wash. 6	616	616	Shaw, Wash.	54	925
Jacobson, Wash.	541	1198	Lisbon, N. D.	22	1090	Mirror Lake, Wash. 57	369	Orofino, Ida.	53	1019	Raymond, Wash.	61	2536	Sheldon, N. D.	22	1079
Jacques, Ida.	52	1387	Litchell, Wash.	61	1922	Mission, B. C.	37	Orofino, Ida.	53	1019	Reardan, Wash.	50	2497	Sheldon, N. D.	22	1079
Jamestown, N. D. 2, 13, 24, 25, 26	1414	1414	Little Falls, Minn. 1, 16, 18, 19	112	1129	Mission, Mont.	3, 39	Orofino, Ida.	53	1019	Redd, Wash.	7	467	Shepherd, N. D.	23	1427
Janet, N. D.	201	1248	Littlefork, Minn.	16	1129	Mission Creek, Minn.	102	Orofino, Ida.	53	1019	Red Lake Falls, Minn. 18	1041	1041	Shepherd, N. D.	23	1427
Jenkins, Minn.	16	1248	Little Rock, Wash. 59	39	137	Missoula, Mont. 4, 5, 4, 13	3208	Orofino, Ida.	53	1019	Red Lodge, Mont.	33	5535	Sheridan, Wyo.	41	5061
Jens, Mont.	41	4109	Livingston, Mont.	3	4500	Mizpah, Minn.	16	Orofino, Ida.	53	1019	Redmond, Ore.	65	2988	Sheridan, Wyo.	41	5061
Jessie, N. D.	23	1467	Lockwood, Mont.	31	3071	Moclipis, Wash. 59f, 60	17	Orofino, Ida.	53	1019	Redmond, Ore.	65	2988	Shiloh, Minn.	39	4960
Jock, Ida.	51	2598	Lodge Grass, Mont. 8	1239	1239	Moffitt, N. D.	27	Orofino, Ida.	53	1019	Redwater, Mont.	32	3013	Shirley, Mont.	31	2281
Johnson, Wash.	51	2627	Logan, Mont.	4, 26	4104	Moffitt, N. D.	27	Orofino, Ida.	53	1019	Redwood, Wash.	57	3744	Shirley, Mont.	31	2281
Johnstown, N. D.	18	795	Lombard, Mont.	4	3967	Monte, Wash.	8	Orofino, Ida.	53	1019	Redwood, Wash.	57	3744	Shirley, Mont.	31	2281
Jolette, N. D.	33	3726	Long, Wash.	56	1462	Montell, Mont.	31	Orofino, Ida.	53	1019	Redwood, Wash.	57	3744	Shirley, Mont.	31	2281
Jolet, Mont.	3	2457	Longmont, Wyo.	9	4947	Montell, Mont.	31	Orofino, Ida.	53	1019	Redwood, Wash.	57	3744	Shirley, Mont.	31	2281
Joppa, Mont.	25	1542	Lordburg, Wash.	6a	30	Montell, Mont.	31	Orofino, Ida.	53	1019	Redwood, Wash.	57	3744	Shirley, Mont.	31	2281
Josephine, N. D.	25	1542	Louis, Wash.	9	4947	Montell, Mont.	31	Orofino, Ida.	53	1019	Redwood, Wash.	57	3744	Shirley, Mont.	31	2281
Jour, N. D.	22	1737	Louisville, Mont.	4	4139	Montell, Mont.	31	Orofino, Ida.	53	1019	Redwood, Wash.	57	3744	Shirley, Mont.	31	2281
Judson, N. D.	51	1075	Lovelock, Wash.	57	1213	Montell, Mont.	31	Orofino, Ida.	53	1019	Redwood, Wash.	57	3744	Shirley, Mont.	31	2281
Julesburg, Ida.	51	1075	Loy, Minn.	1	1376	Montell, Mont.	31	Orofino, Ida.	53	1019	Redwood, Wash.	57	3744	Shirley, Mont.	31	2281
Junction City, Ore.	323	323	Lyle, Wash.	7	107	Montell, Mont.	31	Orofino, Ida.	53	1019	Redwood, Wash.	57	3744	Shirley, Mont.	31	2281
			Lynn, N. D.	2	1733	Montell, Mont.	31	Orofino, Ida.	53	1019	Redwood, Wash.	57	3744	Shirley, Mont.	31	2281
Kahlotus, Wash.	7	890	McArthur, N. D. 184	796	796	Montell, Mont.	31	Orofino, Ida.	53	1019	Redwood, Wash.	57	3744	Shirley, Mont.		

INDEX TO STATIONS—Continued

Table No.	Altitude	Table No.	Altitude	Table No.	Altitude
Stanhope, Wash. 6	2678	Tregloan, Mont. 39	4724	Wentworth, Wis. 15	940
Standard, Wash. 571	268	Trentwood, Wash. 51	2028	Werner, N. D. 29	2093
Stanton, N. D. 29	1703	Trident, Mont. 4	4035	Wesley Jct., Wash. 3	791
Stanton, Ore. 55	1674	Trommald, Minn. 17	1230	W. Duluth, Minn. 10, 14	638
Staples, Minn. 1, 13, 18, 20, 21, 22	1277	Troy Creek, Mont. 5	2367	West Duluth Jct., Minn. 14	637
Starbuck, Minn. 19	1160	Troyston, Ore. 67	121	West End, Mont. 23	5543
Stearnsville, Wash. 602	958	Tucker, Mont. 46	3407	West Fargo, N. D. 1, 2	906
Steele, N. D. 2	1860	Tulips, Wash. 601	22	Westfall, Mont. 471	2823
Stellacoom, Wash. 6a	15	Turah, Mont. 41	3332	Westminster Jct., B. C. 571	2823
Sterling, N. D. 2	1815	Turtle Lake, N. D. 25	1878	Westport, Minn. 19	1333
Stevenson, N. D. 201	686	Turtle River, Minn. 16	1344	Westport, Ore. 66	21
Stevensville, Mont. 46	953	Tuscor, Mont. 5	2284	West Tenino, Wash. 61	279
Stiles, Minn. 19	1314	Tussock, Wash. 239	1860	West Warden, Wash. 3	1244
Still, N. D. 24	2034	Tuttle, N. D. 24	1860	West Woodburn, Ore. 67	179
Stillwater, Minn. 12	686	20th Ave., Minn. 10	609	Wetico, Wash. 611	265
Stinson, Wash. 59a	408	Twin Bridges, Mont. 41	4632	Wheatland, N. D. 2	998
Stipek, Mont. 31	2045	Twin Valley, Minn. 18	1085	Wheat Basin, Mont. 34	3941
Stirum, N. D. 20	1354	Two Rivers, Wash. 561	342	Wheeler, Wash. 131	1278
Stites, Ida. 53	1315	Tyler, Wash. 5	2289	Wheeler, Minn. 131	1216
Stockton, Cal. 641	971	Ulen, Minn. 18	1156	Whelan, Wash. 51	2510
Stockwood, Minn. 1	971	Ulmer, Mont. 31	2380	Whitcomb, Wash. 7	265
Stone, Mont. 43	4524	Umtanun, Wash. 61	1349	White Bear Lake, Minn. 10, 11	938
Story, Mont. 22	1935	Underwood, Wash. 20	1343	Whitcomb, Mont. 4, 41	4356
Streeter, N. D. 22	1935	Underwood, Wash. 20	1343	White Pine, Mont. 51	2392
Stuart, Mont. 4	4996	Union Gap, Wash. 61	980	White Salmon, Wash. 7	107
Sturgeon Lake, Minn. 10	1079	Union Mill, Wash. 59	173	White Swan, Wash. 972	166
Sudbury, Wash. 56	649	Uniontown, Wash. 51	2559	Whites, Wash. 59a	166
Sully Springs, N. D. 57	2583	University, Wash. 57	70	Whitebax, Mont. 2	2661
Sumas, Wash. 44	71	Upton, Wash. 84	1476	Wickersham, Wash. 37	276
Sumner, Wash. 6, 6a, 59	223	Urbana, N. D. 2	1476	Wickett, Mont. 34	3413
Sundale, Wash. 7	1662	Vader, Wash. 6a	142	Wiehe, Wis. 15	1114
Sunny, N. D. 21	747	Vale, Wash. 51	674	Wilbur, Wash. 50	2167
Sunnyside, Wash. 59b	720	Valley City, N. D. 2, 23	1224	Wilburton, Wash. 125	38
Sunnyside, Wash. 59c	2572	Vancouver, B. C. 20	124	Wilderness, Wash. 591	38
Sunshine, Wash. 51	2760	(N. P. to Seattle)	124	Wilkeson, Wash. 1	38
Superior, Mont. 47	632	Vancouver, Wash. 6a, 7, 13, 15, 16, 18, 19, 20, 21, 22, 25	60	Wilkesboro, Ore. 211	36
Superior, Wis. 1, 10, 11, 13, 15, 16, 18, 19, 20, 21, 22, 25	632	Vancouver Jct., Wash. 143	48	Willapa, Wash. 61	36
Sweetville, Minn. 19	1174	Vasayle, Ore. 55	1403	Willis, Mont. 47	3655
Sweet Briar, N. D. 2	1174	Vashti, N. D. 24	1566	Willow Creek, Mont. 4	4152
Sweetwater, Ida. 52	1092	Veazey, Wash. 24	744	Willow, Minn. 10	1042
Sykeston, N. D. 25	1633	Velox, Wash. 51	2038	Willows, Wash. 50	5039
Sylvan, Minn. 131	1209	Verdale, Minn. 1, 20	1349	Wilsall, Mont. 39	5039
Syran, Minn. 18	1122	Verona, N. D. 22	1386	Wilton, N. D. 24	2151
Tacoma, Wash. 6, 6a, 8, 13, 59, 61	3626	Victor, Mont. 46	361	Windust, Wash. 521	499
Taft, Mont. 47	2381	Vila, Wash. 7	1051	Windsor, N. D. 1844	1844
Talc, Mont. 57	1269	Villard, Minn. 19	1359	Wing, N. D. 24	1885
Tamarack, Minn. 13	3932	Vining, Minn. 20	1387	Winlock, Wash. 6a	307
Tammany, Mont. 47	1768	Viola, Wash. 18	853	Winnipeg, Man. 18	853
Tappen, N. D. 2	2494	Virginia City, Mont. 41	58	Winona, Minn. 1	4350
Taylor, N. D. 2	2494	Voss, N. D. 18	838	Wishram, Wash. (Fallbridge) 7, 65	173
Telford, Wash. 50	2329	Waco, Mont. 3	2790	Wisner, Minn. 16	1190
Temvik, N. D. 7	1931	Wabash, Wash. 204	204	Woodinville, Wash. 57	40
Tenino, Wash. 6a	286	Wadena, Minn. 1, 13, 18, 19, 21	1351	Woodland, Wash. 6a	34
Tenstrike, Minn. 16	1401	Wahkiakus, Wash. 7	920	Woodrow, Mont. 32	2488
Terrace Heights 541	1027	Wahpeton, N. D. 20	562	Woods, N. D. 22	952
Terrebonne, Ore. 65	2863	Waitsburg, Wash. 56	1282	Woodworth, N. D. 24	2016
Terry, Mont. 3	2248	Walker, Minn. 16	1319	Worden, Mont. 3	2962
Thermopolis, Wyo. 9	426	Walker, Wash. 521	496	Wrenshall, Minn. 10, 13	1044
Thian, N. D. 28	2169	Wallace, Ida. 47	2731	Wright, Minn. 13	1301
Thiel, Wash. 56	834	Walla Walla, Wash. 56	956	Wrights, Wash. 7	288
Thomas, Wash. 6a, 7, 59	53	Wall Lake, Minn. 20	1287	Wymer, Wash. 61	1295
Thompson Falls, Mt. 5	2434	Wallula, Wash. 55	321	Wynaco, Wash. 61	207
Thompson, Minn. 10	1051	Wallum, N. D. 23	1433	Wyndmere, N. D. 20	1060
Thornwood, Wash. 57	1636	Walsh, Wash. 611	580	Wyola, Mont. 81	902
Thorp, Wash. 6	1434	Wapato, Wash. 6	857	Wyoming, Minn. 10	902
Thral, Wash. 4	4078	Warm Springs, Minn. 19	1224	Yacolt, Wash. 717	1068
Three Forks, Mont. 4	2074	Warm Springs, Mont. 4	924	Yakima, Wash. 6, 54	1068
Thurston, Mont. 31	1922	Warren, N. D. 22	924	Yandell, Wash. 51	1947
Tieton, Wash. 541	157	Warrenton, Ore. 66	66	Vardley, Wash. 51	1947
Tigard, Ore. 18	1120	Warwick, Wash. 7	1070	Yates, Mont. 21	2755
Tilden Jct., Minn. 28	1743	Washougal, Wash. 7	1070	Yegen, Mont. 31, 33	3219
Timmer, N. D. 18	15	Washtucna, Wash. 7	1070	Yelpeit, Wash. 7	330
Titlow, Wash. 6a	1942	Watab, Minn. 11	1046	Yellowstone Nat'l Park (Page 23)	979
Tokio, Wash. 3	206	Wataga, Mont. 31	3636	Yelm, Wash. 61	348
Toluca, Mont. 8	1145	Watson, Mont. 41	4460	York, Neb. 8	3429
Topeka, Minn. 16	1388	Watson, Minn. 201	979	Youngs Point, Mont. 3	3429
Topelius, Minn. 11	757	Wauna, Ore. 66	1191	Ypsilanti, N. D. 26	1385
Toppenish, Wash. 6	1151	Waukanha, Minn. 16	1191	Z	
Topside, Wis. 15	3916	Waverly, Wash. 4	5112	Zap, N. D. 29	1843
Toston, Mont. 4	322	Weed, Mont. 5	2450	Zenith, N. D. 2	2506
Towel, Wash. 7	322	Weeksville, Mont. 4	1483	Zillah, Wash. 59b	809
Towanda, Wash. 57	1175	Weikel, Wash. 541	5678		
Tower City, N. D. 2	4	Welch, Mont. 41	5678		
Townsend, Mont. 4	3822	Welland, Wash. 56	948		
Tramway, Ida. 531	1150	Wellington, Col. 9	5204		
Trail Creek, Mont. 38	4748	Wendover, Wyo. 9	4445		

†Station is located on line indicated by the table number but not shown in the table of the folder. †Freight service only.
§No passenger service—Line not shown in this folder.

PASSENGER REPRESENTATIVES and station agents along the Northern Pacific, as well as traffic offices located in most principal cities, (see page 34) are at your service to help plan your trip. Call on them for information, tickets and reservations.

"Famously Good" FOOD

Below are shown some typical table d'hote meals served in North Coast Limited Dining Cars. In addition, there is a wide variety of a la carte dishes, popularly priced.



CLUB BREAKFASTS—\$1.15 to \$1.75

Example of \$1.40 Breakfast

Choice of One	Washington Apple Juice
Chilled Grapefruit (Half)	Apple Sauce
Fresh Rhubarb Sauce	
Stewed Prunes	
Tomato Juice	
Lemon and Water	
or	
Cereal with Cream	
Chopped Bacon and Scrambled Eggs	
Hot Rice and Chopped Ham Griddle Cakes	
Buttered Toast	
Hot Muffins	
Strawberry Preserves	
Milk	Cocoa
Postum	

LUNCHEON—\$1.90

Pure of Green Peas with Celery

or

Chilled Grapefruit Juice

Fillet of Walleyed Pike, Tartar Sauce

Baked Sugar Cured Ham, Honey Cream Gravy

Fried Spring Chicken, Southern Style, Corn Fritters

Potatoes, Au Gratin

Spring Vegetable Salad (Garlic Dressing)

Corn Muffins

Vanilla Ice Cream (Pound Cake) Milk
Yakima Valley Apple Pie (Cheese) Coffee
Tea

PLATE LUNCHEON—\$1.50

Chef's Special and

(Potatoes, Au Gratin and Corn Niblets)

Choice of two (Vegetable Salad)

Ice Cream Milk
Chocolate Pudding
Coffee
Tea (Hot or Iced)

DINNER—\$2.50

Consomme, Madrilene or

Chilled Washington Apple Juice

Carrot Curls

Green Olives

Broiled Columbia River Salmon, Lemon Butter

Roast Prime Ribs of Beef, au Jus

Charcoal Broiled Loin Pork Chops, Park Avenue

Big Baked Potato

Green Asparagus, Buttered

Tomatoes, Parisienne

Hot Blueberry Muffins

Boston Cream Pie
Maple Nut Sundae (Wafers) Coffee
Roquefort Cheese, Ritz Wafers
Tea
Milk

PLATE DINNER—\$1.50

Chef's Special and

(American Fried Potatoes Creamed Asparagus Pear and Cottage Cheese)

Assorted Breads

Ice Cream Milk
Fresh Baked Pie
Coffee
Tea (Hot or Iced)

SPECIAL SIRLOIN STEAK DINNER—\$3.75

AT THE LUNCH COUNTER

Tasty snacks priced from 75c to \$1.05, are offered — Also a variety of a la carte items —

SPECIAL MENUS FOR CHILDREN

Club Breakfasts, 65c to 85c; Club Luncheons, 65c to 85c; Club Dinners, 75c to \$1.05

Also a variety of special a la carte dishes

Transcontinental Train Schedule and Equipment

Streamlined NORTH COAST LIMITED—Diesel Powered

No. 1—Daily—West
Example of Daily Service

Miles	Detailed schedules between Chicago and Seattle - Tacoma - Portland on pages 8 to 13
	Central Time
	Lv..CHICAGO (C. B. & Q.)..Ar.
	Ar.....ST.PAUL.....Lv.
	Lv..ST. PAUL, via N. P. Ry..Ar.
	Ar.....MINNEAPOLIS.....Lv.
	Lv.....MINNEAPOLIS.....Ar.
	Lv.....DULUTH.....Ar.
	Lv.....SUPERIOR.....Ar.
	Ar..... Fargo.....Ar.
	Ar..... Jamestown.....Lv.
	Ar..... Bismarck.....Lv.
	Mountain Time
	Ar..... Mandan.....Ar.
	Ar..... Dickinson.....Lv.
	Ar..... Glendive.....Lv.
	Ar..... Miles City.....Lv.
	Ar..... Forsyth.....Lv.
	Ar..... Billings.....Lv.
	Ar..... Red Lodge.....Lv.
	Ar..... Livingston.....Lv.
	Ar..... Gardiner.....Lv.
	Ar..... Helena.....Lv.
	Ar..... Butte.....Lv.
	Ar..... Missoula.....Lv.
	Pacific Time
	Ar..... Athol.....Lv.
	Ar..... Spokane.....Lv.
	Ar...PASCO via N. P. Ry...Lv.
	Ar..... YAKIMA.....Lv.
	Ar..... ELENSBURG.....Lv.
	Ar..... SEATTLE.....Lv.
	Ar..... TACOMA.....Lv.

No. 2—Daily—East
Example of Daily Service

7 45 am	Wednesday
10 45 pm	Tuesday
10 00 pm	"
9 35 pm	"
9 27 pm	"
10 50 pm	Tuesday
10 34 pm	"
4 00 pm	Tuesday
2 05 pm	"
12 10 pm	"
10 40 am	"
8 35 am	"
6 10 am	"
4 18 am	"
3 15 am	"
1 00 am	"
a 4 45 pm	Monday
10 35 pm	"
c 7 30 pm	"
6 30 pm	Monday
6 30 pm	"
3 45 pm	"
d 9 35 am	"
8 50 am	"
5 25 am	"
3 10 am	"
2 00 am	"
10 00 pm	Sunday
9 40 pm	"

Spokane-Portland

Tuesday	8 40 pm	0	Lv. . . Spokane (N. P. Ry.)..Ar.	8 25 am	Monday
Wednesday	1 35 am	146	Lv. . . Pasco (S. P. & S. Ry.)..Ar.	2 30 am	Monday
"	7 00 am	379	Ar. Portland.....Lv.	9 15 pm	Sunday
			via S. P. & S. Ry.		

California Via Puget Sound

458 Daily	408 Daily	402 Daily	Pacific Time	401 Daily	407 Daily
We. 4 45	We. 12 30	We. 11 45	Lv. Seattle Ar.	6 45	Su. 2 00
We. 5 52	We. 1 26	Th. 1 15	Lv. Tacoma Ar.	5 00	Su. 1 01
We. 9 15	We. 4 30	Th. 6 45	Ar. Portland Lv.	11 45	Sa. 10 00

19 Daily	11 Daily	9 Daily	Southern Pacific	20 Daily	10 Daily	12 Daily
We. 10 10	We. 4 45	Th. 7 45	Lv. Portland Ar.	8 45	Sa. 11 15	Su. 9 30
Th. 8 45	Th. 8 40	Th. 10 43	Ar. Oakland Pier Lv.	8 00	Fri. 8 15	Su. 5 28
Th. 9 20	Th. 9 15	Th. 11 15	Ar. San Francisco Lv.	7 30	Fri. 7 45	Su. 5 00
Fr. 10 45	Th. 6 25	Fri. 10 45	Ar. Los Angeles Lv.	6 20	Fri. 4 40	Sa. 6 20

a—Connection is bus operated.

c—Daily during Park season.

d—Conditional Stop.

EQUIPMENT

TRAIN No. 1 (Westbound)
Via C. B. & Q. Chicago to St. Paul-Minneapolls, Nor. Pac. Ry. St. Paul-Minneapolls to Seattle-Tacoma-Portland, via Butte and Spokane. Connections at Staples from Duluth-Superior at Logan for Helena; at Pasco for Portland.
At Chicago, sleeping cars ready for occupancy 9:30 p. m.

Observation-Lounge Sleeping Car—Chicago to Chicago, 4 Bedrooms, 1 Compartment, Lounge-Buffer, Radio. (Car 254.)

Pullman Standard Sleeping Cars—Chicago to Seattle, 3 Bedrooms, 1 Compartment, 6 Roomettes, 8 Duplex Roomettes. (Car 252.)
Chicago to Seattle, 3 Bedrooms, 1 Compartment, 6 Roomettes, 8 Duplex Roomettes. (Car 253.) Starts June 18.
Chicago to Portland, 3 Bedrooms, 1 Compartment, 6 Roomettes, 8 Duplex Roomettes. (Car 251.) (S. P. & S., Pasco to Portland.)
Chicago to Billings, 3 Bedrooms, 1 Compartment, 6 Roomettes, 8 Duplex Roomettes. (Car 253.) (Occupancy at Billings until 8:00 a. m.) Operates to June 17th, incl.
Chicago to Billings, 6 Sections and 6 Bedrooms. From June 18 to 28 and after August 30. Car 511.
Chicago to Billings and Cody. 6 Sections and 6 Bedrooms. From June 29 to August 30. Car 511. Occupancy at Billings until 7:30 a. m.
Spokane to Seattle, 3 Bedrooms, 1 Compartment, 6 Roomettes, 8 Duplex Roomettes (Car 250). Last car June 19th.
Pasco to Seattle, 10 Section, 1 Drawing Room, 1 Compartment. (Car 32). (On No. 348 from Walla Walla).

Pullman Tourist Sleeping Cars—Chicago to Seattle, 14 Section. (BN)
Chicago, Spokane to Portland, 14 Section. (S. P. & S. Pasco to Portland) (BR)

Dining Car—Chicago to Seattle.
Dining section, a la carte service; also club breakfasts, \$1.15 to \$1.75. Table d'hote dinner, \$2.50. Special plate luncheons and dinners, \$1.50. Table d'hote luncheon, \$1.00.
Lunch Counter—Tasty hot plates, 75c to \$1.05, soups, sandwiches, salads, desserts, breads, beverages.
For breakfast, fruits and juices, cereals, eggs, toast, rolls, doughnuts, beverages. Also combination breakfasts, 75c to \$1.00.

Coaches.
New type cars. Form-fitting chair seats, some with footrests, some with leg rests (in "Day-Nite" cars) for reclining full length. Well equipped dressing rooms. Thermostatically-controlled temperature, window for each pair of seats, individually beamed reading lights.

Chicago to Seattle.
Chicago to Portland (via N. P. Ry. to Pasco and S. P. & S.).
St. Paul to Winnipeg (N. P. 1 to Manitoba Jct. thence No. 13.)

Modern coach with lounge—Duluth to Staples (Train 55).
Logan to Helena.

Coach-Buffer-Lounge.
New type cars, expressly for coach passengers. Upholstered chairs and settees seating 19 passengers in lounge section. Writing desk, Radio. Sandwiches and beverages.
St. Paul to Seattle.

TRAIN No. 2 (Eastbound)
Via Northern Pacific Ry. Seattle-Tacoma via Spokane and Butte to Minneapolls-St. Paul. C. B. & Q. R. R. St. Paul to Chicago. Connections at Pasco from Portland.
At Seattle, sleeping cars ready for occupancy 9:00 p. m.

Observation-Lounge Sleeping Car—Seattle to Chicago, 4 Bedrooms, 1 Compartment, Lounge-Buffer, Radio. (Car 254.)

Pullman Standard Sleeping Cars—Seattle to Chicago, 3 Bedrooms, 1 Compartment, 6 Roomettes, 8 Duplex Roomettes. (Car 262.)
Seattle to Chicago, 3 Bedrooms, 1 Compartment, 6 Roomettes, 8 Duplex Roomettes. (Car 263.) Starts June 19th.
Portland to Chicago, 3 Bedrooms, 1 Compartment, 6 Roomettes, 8 Duplex Roomettes. (Car 261.) (Via S. P. & S., Portland to Pasco.)

Billings to Chicago, 3 Bedrooms, 1 Compartment, 6 Roomettes, 8 Duplex Roomettes. (Car 263.) (Car ready 9:30 p. m.)
Operates to June 20th, incl.)
Billings to Chicago, 6 Sections and 6 Bedrooms. From June 21 to 29 and after Sept. 1st. Car B-38.
Billings (from Cody) to Chicago, 6 Sections and 6 Bedrooms. From June 30 to August 31. Car B-38.

Seattle to Spokane, 3 Bedrooms, 1 Compartment, 6 Roomettes, 8 Duplex Roomettes. (Car 260.) Last car June 18.
Seattle to Walla Walla, 10 Sections, 1 Drawing Room, 1 Compartment (on No. 347 Pasco to Walla Walla). (Car 31.)

Pullman Tourist Sleeping Cars—Seattle to Chicago, 14 Section. (NB)
Portland to Spokane, Chicago, 14 Section. (Via S. P. & S. to Pasco, thence N. P. Ry.) (PN)

Dining Car—Seattle to Chicago.
Dining section, a la carte service; also club breakfasts, \$1.15 to \$1.75. Table d'hote dinner, \$2.50. Special plate luncheons and dinners, \$1.50. Table d'hote luncheon, \$1.00.
Lunch Counter—Tasty hot plates, 75c to \$1.05, soups, sandwiches, salads, desserts, breads, beverages.
For breakfast, fruits and juices, cereals, eggs, toast, rolls, doughnuts, beverages. Also combination breakfasts, 75c to \$1.00.

Coaches.
New type cars. Form-fitting chair seats, some with footrests, some with leg rests (in "Day-Nite" cars) for reclining full length. Well equipped dressing rooms. Thermostatically-controlled temperature, window for each pair of seats, individually beamed reading lights.

Seattle to Chicago.
Portland to Chicago (via S. P. & S. to Pasco and N. P. Ry.)
Manitoba Jct. to St. Paul (From Winnipeg on Train 14.)

Modern coach with lounge—Helena to Logan.
Staples to Duluth (on No. 56).

Coach-Buffer-Lounge.
New type cars, expressly for coach passengers. Upholstered chairs and settees seating 19 passengers in lounge section. Writing desk, Radio. Sandwiches and beverages.

Seattle to St. Paul.

THE NORTH COAST LIMITED IS DIESEL-POWERED



Counter Service in Diners

The dining cars, on the North Coast Limited, offer a choice between tempting snacks and sandwiches at the counter . . . and N. P.'s famous full-course meals at tables in dining room.

Transcontinental Train Schedules and Equipment

ALASKAN—Diesel-Powered

No. 3 Daily—West Example of Daily Service	Miles		Miles	No. 4 Daily—East Example of Daily Service	Wd.
Su. 1 00 PM	0	Lv CHICAGO (C. B. & O.) <i>Central Time</i> Ar	2 40 PM	Wd.
Su. 9 30 "	427	Lv ST. PAUL, via N. P. Ry. " Ar	1894	7 30 AM	"
" 10 15 "	11	Lv MINNEAPOLIS " Ar	1883	6 55 "	"
" 7 40 "	0	Lv DULUTH " Ar	1901	8 10 AM	Wd.
" 7 52 "	4	Lv SUPERIOR " Ar	1897	7 54 "	"
Mo. 1 35 AM	141	Lv Staples " Ar	1753	3 20 AM	Wd.
" 5 30 "	252	Ar Fargo " Ar	1642	11 18 PM	Tu.
" 8 45 "	344	Ar Jamestown " Ar	1550	8 10 "	"
" 11 40 "	446	Ar Bismarck " Ar	1448	4 45 "	"
" 12 40 PM	451	Ar Mandan <i>Mountain Time</i> Lv	1443	2 55 "	"
" 2 36 "	552	Ar Dickinson " Ar	1342	12 16 "	"
" 5 23 "	657	Ar Glendive " Ar	1237	9 20 AM	"
" 7 33 "	736	Ar Miles City " Ar	1158	10 57 PM	Mo.
" 8 48 "	781	Ar Forsyth " Ar	1113	9 45 "	"
" 11 15 "	883	Ar Billings " Ar	1011	6 55 "	"
Tu. a 9 15 AM	942	Ar Red Lodge " Ar	a 4 45 PM	"
Tu. 2 45 AM	999	Ar Livingston " Ar	895	3 40 "	"
Tu. a 10 15 AM	1053	Ar Gardiner (Yell. Park) " Ar	949	7 30 PM	"
Tu. 7 10 AM	1121	Ar Helena " Ar	773	11 35 AM	Mo.
Tu. 7 30 AM	1118	Ar Butte " Ar	774	11 15 AM	Mo.
Tu. 11 15 AM	1238	Ar Missoula " Ar	654	7 20 AM	Mo.
" 4 53 PM	1456	Ar Athol <i>Pacific Time</i> Lv	436	10 59 PM	Su.
" 6 00 "	1496	Ar Spokane " Ar	396	9 45 "	"
" 6 8 40 "	1496	Lv Spokane " Ar	396	7 30 "	"
Wd. 7 00 AM	1876	Ar PORTLAND, via S. P. & S. Ry. " Lv	0	9 00 AM	Su.
Tu. b 11 40 PM	1642	Ar PASCO, via N. P. Ry. " Lv	250	4 05 PM	Su.
Wd. b 2 20 AM	1731	Ar YAKIMA " Ar	161	1 45 "	"
" b 3 33 "	1768	Ar ELLENSBURG " Ar	124	12 25 "	"
" b 7 30 "	1892	Ar SEATTLE " Ar	0	8 05 AM	"
" b 7 30 "	1889	Ar TACOMA " Ar	0	7 50 "	"

TRAIN No. 3 (Westbound)

Via St. Paul-Minneapolis to Pasco-Portland, via Helena and Spokane. Connection at St. Paul from Chicago via C. B. & Q.; at Staples from Duluth-Superior; at Logan for Butte at Spokane and Pasco for Portland, via S. P. & S. Ry.

Pullman Standard Sleeping Cars—

St. Paul to Mandan, 10 Section, 1 Compartment, 1 Drawing Room, Car 35. Billings to Spokane, 10 Section, 1 Compartment, 1 Drawing Room, Car 37. Open for occupancy in Billings 9:30 p. m.

St. Paul to Fargo, 10 Section, 1 Compartment, 1 Drawing Room (Car 30).

Through May, operation on N. P. trains 3 and 4. June thru September operation on Great Northern trains 9 and 10.

First class tickets via either line will be honored without necessity of exchange.

Meal Service, in station restaurants.

Coaches De Luxe—

St. Paul-Minneapolis to Spokane.
Spokane to Portland (via S. P. & S.).

TRAIN No. 4 (Eastbound)

Seattle-Tacoma, via Spokane and Helena, to Minneapolis-St. Paul. Connection at St. Paul for Chicago, via C. B. & Q. R. R. Connection at Pasco from Portland, via S. P. & S. Ry. at Garrison for Butte, at Logan from Butte; at Staples for Duluth-Superior.

Pullman Standard Sleeping Car—

Spokane to Billings, 10 Section, 1 Compartment, 1 Drawing Room (Car 47). Mandan to St. Paul, 10 Section, 1 Compartment, 1 Drawing Room (Car 45). Fargo to St. Paul, 10 Section, 1 Compartment, 1 Drawing Room (Car 40). Through May, operation on N. P. trains 3 and 4. June thru September operation on Great Northern trains 9 and 10.

First class tickets via either line will be honored without necessity of exchange.

Reserved Seat Coach—

Seattle to Spokane. (Car A) (Small extra charge for seats.)

Meal Service—

Cafe Car, Seattle to Spokane.
Station Restaurants, Spokane to St. Paul.

Coaches De Luxe—

Seattle-Tacoma to Minneapolis-St. Paul.
Connecting Coach A. C. Portland to Pasco (via S. P. & S.)

TRAINS 3 AND 4 ARE DIESEL-POWERED

PUGET SOUND—MISSISSIPPI VALLEY

Example of	No. 43-3 Daily—West Daily Trains	Via C. B. & Q. R. R.-N. P. Ry. <i>Central Time</i>		No. 2-42-20 Daily—East Example of	Daily Trains
.....	Su. 6 30 PM	Lv KANSAS CITY.....	Ar	1 20 PM	Wd.
.....	Su. 8 17 PM	Lv ST. JOSEPH.....	" Ar	11 45 AM	Wd.
.....	Su. 11 30 "	Ar LINCOLN.....	" Lv	7 30 "	Wd.
.....	Su. 10 20 PM	Ar OMAHA.....	" Ar	8 30 AM	Wd.
.....	Su. 8 45 PM	Lv DENVER.....	<i>Mountain Time</i> Ar	6 30 AM	Wd.
.....	Mo. 8 00 PM	Ar BILLINGS.....	" Lv	9 00 AM	Tu.
.....	Mo. 11 40 PM	Lv BILLINGS (via N. P. Ry.).....	" Ar	12 50 AM	Tu.
.....	Tu. 2 45 AM	Ar LIVINGSTON.....	" Lv	10 35 PM	Mo.
.....	Tu. 10 15 AM	Ar GARDINER (Yell. Park)....	" Lv	7 30 PM	Mo.
.....	Tu. 7 10 AM	Ar HELENA.....	" Lv	6 20 PM	Mo.
.....	Tu. 7 30 AM	Ar BUTTE.....	" Lv	6 30 PM	Mo.
.....	Tu. 6 00 PM	Ar SPOKANE.....	<i>Pacific Time</i> Lv	8 50 AM	Mo.
.....	Wd. 7 00 AM	Ar PORTLAND, S. P. & S. Ry " Lv	"	9 15 PM	Su.
.....	Tu. b 11 40 PM	Ar PASCO.....	" Lv	5 25 AM	Mo.
.....	Wd. b 2 20 AM	Ar YAKIMA.....	" Lv	3 10 "	Su.
.....	" b 7 30 "	Ar SEATTLE.....	" Lv	10 00 PM	Su.
.....	" b 7 30 "	Ar TACOMA.....	" Lv	9 40 "	Su.

Train No. 43-3

Kansas City, Omaha, Lincoln and Denver, via Billings and Helena to Seattle-Tacoma, Portland and Puget Sound Points via C. B. & Q.-Nor. Pac. and S. P. & S. Ry.—Connection at Logan for Butte.

Pullman Standard Sleeping Cars—

Kansas City to Billings, 12 Sections, 1 D. R. Billings to Spokane, 10 Section, 1 Compartment, 1 Drawing Room. (37)

Dining Car—Lincoln to Billings.

Coaches—

Kansas City to Billings.
Billings to Spokane.
Logan to Butte.
Spokane to Portland. (Via S. P. & S.)

Train No. 2-42

Seattle-Tacoma-Portland and Puget Sound Points, via Spokane, Butte and Billings to Denver, Lincoln, Kansas City and Omaha, Northern Pacific and C. B. & O. R. R.

Connection at Pasco from Portland (S. P. & S.); at Garrison for Helena; at Logan from Helena.

Observation-Lounge Sleeping Car—

Seattle to Billings, 4 Bedrooms, 1 Compartment, Lounge-Buffer, Radio. (Car 264.)

Pullman Standard Sleeping Cars—

Seattle to Billings, 3 Bedrooms, 1 Compartment, 6 Roomettes, 8 Duplex Roomettes (Car 262).
Seattle to Billings, 3 Bedrooms, 1 Compartment, 6 Roomettes, 8 Duplex Roomettes (Car 263. (Starts June 19.)

Seattle to Spokane, 3 Bedrooms, 1 Compartment, 6 Roomettes, 8 Duplex Roomettes, Car 260. Last car June 18.

Portland to Billings, 3 Bedrooms, 1 Compartment, 6 Roomettes, 8 Duplex Roomettes, (Car 261).

Billings to Omaha, 12 Sections, 1 D. R.

Pullman Tourist Sleeping Cars—

Seattle to Billings, 14 Section. (NB)
Portland to Spokane, 14 Section. (Via S. P. & S. to Pasco, thence N. P. Ry.) (PN)

Dining Car—

Seattle to Billings. Billings to Lincoln-Kansas City.

Coaches—

Billings to Lincoln-Kansas City. (Via C. B. & Q.)
Portland to Billings. (Via S. P. & S. and Pasco, thence N. P. Ry.)
Seattle to Billings.

YELLOWSTONE PARK SERVICE FROM CHICAGO

North Coast Limited Example of Daily Trains		During Park Season		North Coast Limited Example of Daily Trains	
Su.	11 00 pm	Lv CHICAGO.....	<i>Central Time</i> Ar	7 45 am	We.
Mo.	9 00 am	Lv ST. PAUL.....	<i>Central Time</i> Ar	10 00 pm	Tu.
Mo.	9 35 am	Lv TACOMA.....	" Ar	9 27 pm	Tu.
Tu.	4 55 am	Ar MINNEAPOLIS.....	" Ar	1 00 am	Tu.
Tu.	9 15 am	Ar BILLINGS.....	" Lv	4 45 pm	Mo.
Tu.	11 15 am	Ar RED LODGE.....	" Lv	7 45 pm	Mo.
Tu.	7 45 am	Ar CODY.....	" Lv	10 35 pm	Mo.
Tu.	a 8 10 am	Ar LIVINGSTON.....	" Lv	a 9 00 pm	Mo.
Tu.	a 10 15 am	Ar GARDINER (Yellowstone Park).....	" Lv	a 7 30 pm	Mo.

Pullman Standard Sleeping Cars—
Between Chicago and Cody, 6 Sections and 6 Bedrooms. Car 511 W. B. (B-38) E. B.

YELLOWSTONE SERVICE FROM PACIFIC COAST

No. 2 Example of Daily Trains		During Park Season		No. 1 Example of Daily Trains	
Su.	10 00 pm	Lv SEATTLE.....	Ar	7 30 am	Tu.
Su.	9 40 pm	Lv TACOMA.....	Ar	7 30 am	Tu.
Su.	9 15 pm	Lv PORTLAND.....	(Via S. P. & S.) Ar	7 00 am	Mo.
Mo.	8 50 am	Lv SPOKANE.....	Ar	8 10 pm	Mo.
Mo.	6 20 pm	Ar BUTTE.....	Lv	12 25 pm	Mo.
Mo.	6 25 pm	Ar HELENA.....	Lv	11 15 am	Mo.
Mo.	10 25 pm	Ar LIVINGSTON.....	Lv	8 00 am	Mo.
Tu.	a 10 15 am	Ar GARDINER (Yellowstone Park).....	Lv	a 7 30 pm	Su.

a—Connection is bus operated.

b—From Spokane via N. P. train No. 1.

All Regularly Assigned Cars Are Air-Conditioned.

Time from 12:01 midnight to 12:00 noon shown in light face type; time from 12:01 noon to 12:00 midnight shown in heavy face type.

Equipment of Principal Local Trains

WEST BOUND

- No. 5—From Spokane to Seattle—Daily** (See Table 5)
Cafe Car:—Spokane to Seattle.
Reserved Seat Coach:—Spokane to Seattle. (Car A) (Small extra charge for seats.)
Coaches:—Spokane to Seattle.
Connecting Coach:—Pasco to Portland. Via S. P. & S.
- No. 11—From St. Paul to International Falls—Daily** (See Table 16)
Pullman Standard Sleeping Car:—St. Paul-Minneapolis to International Falls—6 Section, 6 Double Bedrooms (111).
Coaches:—St. Paul-Minneapolis, Brainerd and International Falls.
No. 1-13—St. Paul to Winnipeg (See Table 18)
Deluxe Coach:—St. Paul-Minneapolis to Winnipeg. (On No. 1 to Manitoba Jct.—No. 13 to Winnipeg.)
Cafe-Coch:—St. Paul to Winnipeg. (No. 1 to Manitoba Jct., thence No. 13.)
No. 55—Motor Train—Daily (See Table 13)
Coach:—Duluth to Staples.
Coaches:—Duluth to Staples.
N. P. 62—Daily, except Sunday (See Table 10)
Coaches:—St. Paul to Duluth.
Soo 62—Daily (See Table 10)
Coaches:—Minneapolis-St. Paul to Superior-Duluth.
G. N. No. 20—Daily (See Table 10)
Parlor-Lounge Car, Coaches:—St. Paul-Minneapolis to Superior-Duluth.
G. N. No. 24—Daily (See Table 10)
Parlor-Lounge Car, Coaches:—St. Paul-Minneapolis to Superior-Duluth.
N. P. 66—Daily (See Table 10)
Pullman Standard Sleeping Cars:—Minneapolis to Superior-Duluth, 10 Section, 1 Compartment, 1 Drawing Room. (660)
 Sleeping Cars are ready for occupancy at Minneapolis at 9:00 p. m. and passengers may remain in them until 8:00 a. m.
Coaches:—Minneapolis-St. Paul to Superior-Duluth.
No. 221—Daily (See Table 4)
Coach:—Logan to Helena.
No. 311—Daily (See Table 51)
Coach:—Spokane to Lewiston.
No. 347—Daily (See Table 56)
Pullman Standard Sleeping Car:—Pasco to Walla Walla. (From Seattle), 10 Sections, 1 Drawing Room, 1 Compartment. (Eastbound on Train No. 2, Seattle to Pasco.) (31)
Coaches:—Pasco to Walla Walla.
No. 402—Seattle-Tacoma-Portland—Daily (See Table 6A)
Pullman Standard Sleeping Car:—Seattle to Portland. 10 Section. 1 Drawing Room, 1 Compartment. 12 Sec., 1 Drawing Room. (4022-4023-4024).
 Tacoma to Portland. 10 Section. 1 Drawing Room, 1 Compartment. (4021)
 Occupancy at 9:30 p. m. passengers may remain in sleeping cars at Portland until 7:30 a. m.
Coaches:—Seattle to Portland.
No. 404—Seattle-Tacoma-Portland—Daily (See Table 6A)
Coaches:—Seattle to Portland.
No. 408—Seattle-Tacoma-Portland—Daily (See Table 6A)
Pullman Standard Sleeping Cars:—Seattle to San Francisco (from Portland on S. P. No. 11). Roomettes, Double Bedrooms, Drawing Rooms and Compartments (4 cars (112, 113, 114, 115)
Parlor Car (N. P.)—Seattle to Portland. (Railway owned) (75)
Dining Car—Seattle to Portland.
Coaches—Seattle to Portland.
No. 458—Seattle-Tacoma-Portland—Daily (See Table 6A)
Parlor Car (Railway owned), **Dining Car, Coaches—Seattle to Portland.**
No. 460—Seattle-Tacoma-Portland—Daily (See Table 6A)
Parlor-Lounge Car (Railway owned (Car 460)), **Dining Car, Coaches:**—Seattle to Portland.

All Regularly Assigned Cars are Air-Conditioned.

EAST BOUND

- No. 12—From International Falls to Minneapolis-St. Paul—Daily** (See Table 16)
Pullman Standard Sleeping Car:—International Falls to Minneapolis-St. Paul. (6 Section, 6 Double Bedrooms) (121).
Coaches:—International Falls to Minneapolis-St. Paul.
- No. 14-2—Winnipeg to St. Paul** (See Table 18)
Deluxe Coach:—Winnipeg to Minneapolis-St. Paul. (On No. 14 to Manitoba Jct., thence No. 2).
Cafe-Coch:—Winnipeg to St. Paul. (No. 14 to Manitoba Jct.—thence No. 2.)
No. 56—Motor Train—Daily (See Table 13)
Coach:—Staples to Duluth.
No. 58—Motor Train—Daily (See Table 13)
Coaches:—Staples to Duluth.
N. P. 61—Daily, except Sunday (See Table 10)
Coaches:—Duluth to St. Paul.
Soo 63—Daily (See Table 10)
Coaches:—Duluth to St. Paul-Minneapolis.
G. N. No. 19—Daily (See Table 10)
Parlor-Lounge Car, Coaches:—Duluth-Superior to Minneapolis-St. Paul.
G. N. No. 23—Daily (See Table 10)
Parlor-Lounge Car, Coaches:—Duluth-Superior to Minneapolis-St. Paul.
N. P. 65—Daily (See Table 10)
Pullman Standard Sleeping Cars:—Duluth-Superior to Minneapolis. (10 Section, 1 Compartment, 1 Drawing Room.) (650) Sleeping cars are ready for occupancy at Duluth at 9:00 p. m. and passengers may remain in them until 8:00 a. m.
Coaches:—Duluth-Superior to St. Paul-Minneapolis.
No. 222—Daily (See Table 4)
Coach:—Helena to Logan.
No. 314—Daily (See Table 51)
Coach:—Lewiston to Spokane.
No. 348—Daily (See Table 56)
Pullman Standard Sleeping Car:—Walla Walla to Seattle. 10 Sections. 1 Drawing Room, 1 Compartment. (On Train No. 1, Pasco to Seattle.) (32)
Coaches:—Walla Walla to Pasco.
No. 401—Portland-Tacoma-Seattle—Daily (See Table 6A)
Pullman Standard Sleeping Cars:—Portland to Seattle. 10 Section. 1 Drawing Room, 1 Compartment. 12 Sec., 1 D. R. (4012-4013-4014).
 Portland to Tacoma. 10 Section. 1 Drawing Room, 1 Compartment. (4011)
 Passengers may remain in sleeping cars at Seattle and Tacoma until 8:00 a. m.
Coaches:—Portland to Seattle.
No. 403—Portland-Tacoma-Seattle—Daily (See Table 6A)
Coaches:—Portland to Seattle.
No. 407—Portland-Tacoma-Seattle—Daily (See Table 6A)
Pullman Standard Sleeping Car:—San Francisco to Seattle (4 cars) (to Portland on S. P. No. 12). Roomettes, Double Bedrooms, Drawing Rooms and Compartments. (122, 123, 124, 125.)
Parlor Car (N. P.)—Portland to Seattle. (Railway owned) (75)
Dining Car—Portland to Seattle.
Coaches—Portland to Seattle.
No. 459—Portland-Tacoma-Seattle—Daily (See Table 6A)
Parlor Lounge Car (Car 459) (Railway owned), **Dining Car, Coaches:**—Portland to Seattle.
No. 457—Portland-Tacoma-Seattle—Daily (See Table 6A)
Parlor Car (Railway owned), **Dining Car, Coaches:**—Portland to Seattle.

All Regularly Assigned Cars are Air-Conditioned.

Trains not shown carry Coach Equipment only.



"Main Street of the Northwest"



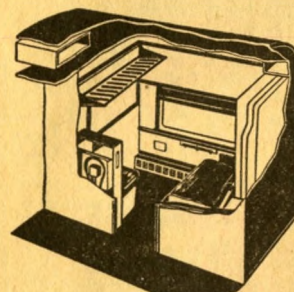
Transcontinental Train Schedules

WEST—READ DOWN				Miles from St. Paul	MAIN LINE TABLE 2		EAST—READ UP		
141 Ex.Sun. AM	3 Daily AM	1 Daily PM	Central Time		2 Daily PM	4 Daily PM	142 Ex.Sun. PM		
	6 20		272	Lv Casselton	Lv			10 36	
	6 32		278	" Wheatland	"			10 23	
	6 49		288	" Buffalo	"			10 03	
	6 59		294	" Tower City	"			9 55	
	7 09		299	" Oriska	"			9 42	
	7 30	4 07	310	Ar Valley City 23	Lv	2 48		9 20	
8 00	7 45	4 07	310	Lv Valley City	Ar	2 48		9 11	2 10
			314	" Berea	"				
			320	" Sanborn 23	"			8 53	1 45
8 25	f 8 04		326	" Eckelson	"			8 44	
	f 8 12		329	" Urbana	"	North Coast Limited			
To Mc-Henry Table No. 23	f 8 24		333	" Spiritwood	"	8 31			
			339	" Bloom	"				
	8 45	4 59	344	Ar Jamestown 13, 24 (R)	Lv	2 05		8 10	
	9 05	5 04	344	Lv Jamestown 25, 26	Ar	2 00		7 45	
Alaskan				JAMES RIVER					
	9 20		351	" Eldridge	"			7 30	
	9 32		360	" Windsor	"			7 18	
	9 39		364	" Cleveland	"			7 10	
	9 50		373	" Medina	"			6 55	
	10 01		381	" Crystal Springs	"	North Coast Limited		6 41	
			386	" Ladoga	"				
	10 12		389	" Tappen	"			6 28	
	10 25	a 5 57	394	" Dawson	"	b 1 04		6 16	
Mixed Ex.Sun.	10 36	d 6 06	402	" Steele	"	d 12 54		6 06	175 Mixed Ex.Sun.
4 00	10 52		413	" Driscoll	"			5 38	
4 08	11 03		421	" Sterling	"			5 26	
	11 16		427	" McKenzle 27	"			5 12	10 50
	/11 25		433	" Burleigh	"			5 02	10 32
			441	" Pierce	"				
	11 40	7 00	448	Ar Bismarck	Lv	12 10		4 45	10 05
	11 58	7 10	446	Lv Bismarck 13	Ar	11 58		4 35	10 05
				CAPITAL OF NORTH DAKOTA					
	12 40	7 30	451	Ar Mandan 28, 29 (R)	Lv	11 50		4 20	9 35
To Linton Table 27	1 01	7 40	451	Lv Mandan	Ar	11 40		3 55	
				THE MISSOURI RIVER					
				Mountain time west (Westbound passengers should turn watch back one hour. Eastbound passengers turn watch ahead one hour.)					
							Diesel Powered		
	12 01	6 40	451	Lv Mandan (R)	Ar	10 40		2 55	
			460	" Lyons	"				
			467	" Sweet Briar	"				
			473	" Judson	"			2 20	
	12 32		479	" New Salem	"	North Coast Limited		2 10	
	12 42		484	" North Almont	"			2 01	
	12 51		500	" Glen Ullin	"	c 9 39		1 36	
	1 17	c 7 46	505	" Eagle Nest	"				
	1 36		512	" Hebron	"			1 15	
	f 1 50		521	" Antelope	"			f 1 03	
	1 59		527	" Richardson (Assumption Abbey School)	"			12 54	
			532	" Taylor	"			12 45	
	2 07		540	" Gladstone	"			12 34	
	f 2 28		547	" Lehigh	"			/12 24	
	2 36	8 57	552	Ar Dickinson	Lv	8 35		12 16	
	2 44	9 02	552	Lv Dickinson	Ar	8 30		12 07	
	2 59		562	" South Heart	"			11 49	
			567	" Zenith	"				
	3 14		572	" Belfield	"			11 35	
	3 24		578	" Fryburg	"			11 25	
	f 3 32		583	" Sully Springs	"			/11 16	
	3 44		591	" Medora	"	North Coast Limited		11 03	
				WHERE THEODORE ROOSEVELT RANCHED					
				DAKOTA BAD LANDS					
							Diesel Powered		
			597	" Rider	"				
			603	" Demores	"				
	4 07		608	" SentinelButte	"			10 38	
	4 21	10 32	616	" Beach; N. D. 30	"	7 05		10 25	
	4 36		627	" Wibaux, Mont.	"			10 08	
	f 4 52		637	" Hodges	"			f 9 49	
			647	" Allard	"				
	5 23	11 30	657	Ar Glendive 31, 32 (R)	Lv	6 10		9 20	

Newest Type ALL-ROOM PULLMANS

on the Streamlined NORTH COAST LIMITED

offer a wide variety of accommodations

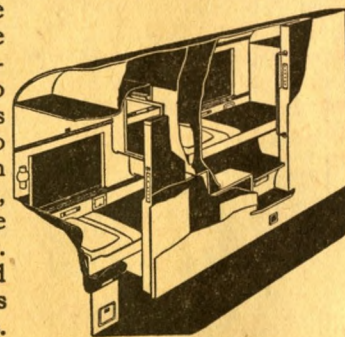


Cut-away view shows Roomette for day occupancy.

THE ROOMETTE — Designed for single occupancy. Pre-made bed pulls out from the wall and is ready for rest, day or night. Toilet and folding wash stand are in one corner. There's a wardrobe locker and large mirror, temperature and air-conditioning controls in each room, and each is equipped with sliding

door and zipper curtains for privacy, as desired.

THE DUPLEX ROOMETTE — Slightly smaller than the Roomette, with virtually all of its advantages. Lower Duplex Roomette is on level with car floor; the upper (welcome successor to the upper berth with no ladder to climb), is reached by only two steps up. Beds in both are pre-made, permitting private rest, day or night. Each room fitted with sliding doors and zipper curtains. Costs only 10% more than standard lower berth.



Cut-away view shows both Lower and Upper Duplex Roomettes, with beds pulled out, ready for sleeping.

Reference Notes

- f—Stops on flag.
- a—Stops on flag to discharge revenue passengers from Fargo and east and to pick up revenue passengers for Billings and west where scheduled to stop.
- b—Stops on flag to let off revenue passengers from Billings and west or to pick up revenue passengers for Fargo and east where scheduled to stop.
- c—Stops for passengers only.
- d—Stops on flag to receive or discharge passengers only.
- Numbers shown after stations refer to additional tables on which train service to and from that station can be found.
- Rail-Auto available at this point.
- (R) Station Restaurant




Northern Pacific Railway

Transcontinental Train Schedules

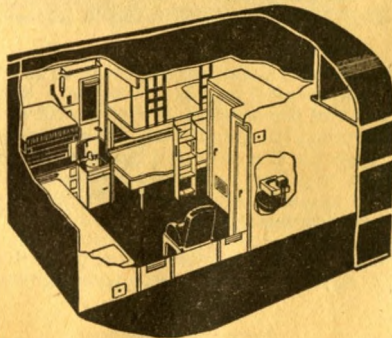


THE DOUBLE BEDROOM—An exceptionally convenient room designed for two adults. Comfortable full length sofa converts into restful bed at night. An upper berth, above, pulls down when desired. Fold-away toilet and lavatory, temperature and air-conditioning controls included. Connecting double bedrooms may be reserved en suite by folding back the dividing partition, making ideal accommodations for families or groups.



Cut-away view shows Double Bedroom for daytime occupancy.

THE COMPARTMENT — A de luxe, roomy, new-type accommodation for two adults. Toilet and wash stand are separately enclosed. The room has large luggage space, compact, enclosed wardrobe, temperature and air-conditioning controls. A contoured easy chair and sofa provide comfortable daytime quarters. Full-length, pre-made bed pulls out from wall and an upper berth pulls down when desired. May be reserved en suite with double bedroom.



Cut-away view shows Compartment and Double Bedroom en suite with beds made up for night occupancy.

WEST—READ DOWN				MAIN LINE 3 TABLE 3 Mountain Time		EAST—READ UP			
	3 Daily PM	1 Daily PM	Miles from St. Paul	2 Daily AM	4 Daily AM				
	5 43	11 40	657	Lv. Glendive 31, 32	Ar	6 00	1 05		
	f 5 52		685	Colgate			f 12 52		
	f 6 03	North	672	Hoyt		North	f 12 42		
	6 10	Coast	677	Marsh		Coast	12 35		
		Limited	681	Conlin		Limited			
	6 24		687	Fallon			f 12 19		
	6 36	a 12 31	697	Terry		h 5 11	12 03		
	f 6 51		707	Blatchford		Air-	f 11 41		
	f 6 55	Air-	710	Benz		Con-	f 11 37		
	f 7 05	Condition-	717	Shirley		dition-	f 11 26		
	f 7 15	ed	727	Tusler			f 11 12		
	f 7 33	1 27	736	Miles City		4 18	10 57		
			738	Fort Keogh (U.S. Exper. Sta.)					
	f 7 54		748	Horton			f 10 37		
	f 8 07		756	Hathaway			f 10 24		
	f 8 17		762	Joppa			f 10 15		
	8 26		769	Rosebud			10 05		
	8 48	2 35	781	Ar Forsyth	Lv	3 15	9 45		
	8 53	2 40	781	Lv Forsyth	Ar	3 10	9 35		
	b 8 58		785	Rea					
	b 9 01		787	Nichols			b 9 23		
			790	Howard					
	b 9 12	North	796	Finch			b 9 12		
	b 9 21	Coast	802	Sanders		North	b 8 57		
	b 9 31	Limited	809	Hysham		Coast	8 47		
	b 9 38		814	Myers		Limited	b 8 38		
			818	Rancher					
	b 9 53		824	Big Horn			b 8 23		
	b 10 01		830	Custer			8 15		
	b 10 12		838	Waco			b 8 02		
	b 10 24		846	Bull Mountain			b 7 50		
	b 10 31		852	Pompey's Pillar			b 7 41		
	b 10 38	Diesel	857	Newton		Diesel	b 7 33		
	b 10 45	Powered	862	Worden		Powered	b 7 26		
			866	Osborn					
	f 10 56		870	Huntley			7 13		
	11 15	4 55	883	Ar Billings 8, 9, 35	(R) Lv	1 00	6 55		
Bus Daily PM			c 7 30	Lv Billings	Ar	6 15		Bus Daily PM	
			c 9 15	Ar Red Lodge 33	Lv	4 45		Bus Daily AM	
			g 8 00	Lv Billings	Ar	g 11 00	6 15		
			11 15	Ar Cody	Lv	g 7 45	1 30		
2 45	f 7 30	11 40	5 10	Lv Billings 36, 37	Ar	12 50	6 35	6 15	11 30
	f 7 55	12 04		Yegen				f 5 55	11 05
3 10	To	12 18		Laurel 34, 35, 37			6 08	From	From
To	To			Park City			5 55	Red	Red
Red	Red	12 45	6 03	Young's Point				Lodge	Lodge
Lodge	Lodge			Columbus		f 11 59	5 30	see	see
See	see	1 12		Craver				Table	Table
Table	Table			Reed Point			5 06	No. 33	No. 33
No. 33	No. 33	f 1 29		Quebec					
				Greycliff			4 46		
		1 46	6 57	Reynolds					
				Big Timber		11 14	4 31		
				Dehart					
				Carney					
	f 2 09			Springdale			4 08		
				Elton					
				Mission					
	2 45	7 45	999	Ar Livingston 38, 39	Lv	10 35	3 40		
	e 8 10	e 8 10	0	Lv Livingston 38	Ar	9 00	9 00		
	10 15	10 15	54	Ar Gardiner 38	Lv	e 7 30	e 7 30		
	3 00	8 00	999	Lv Livingston 38	Ar	10 25	3 30		
			1010	" Muir					
			1012	" West End					
	3 55	8 58	1023	Ar Bozeman	Lv	9 30	2 35		

Reference Notes

a Stops to discharge passengers from Minneapolis and points east and to pick up passengers for Spokane and west.
 b Nos. 3 and 4 will stop at points west of Forsyth to pick up or let off passengers to and from points Forsyth and East and Billings and West.
 c Red Lodge connection is by bus.
 e Between Livingston and Gardiner service is via bus Daily, June 22 to Sept. 6. During period Park is closed—September 7 to approximately June 21, 1953, bus will operate daily each Sunday, leaving Livingston 8:10 a. m., arriving Gardiner 10:15 a. m.; leaving Gardiner 11:30 a. m., arriving Livingston 1:20 p. m. June 22 to Sept. 6 Daily, leaving Livingston 8:10 a. m., arriving Gardiner 10:15 a. m.; leaving Gardiner 7:30 p. m., arriving Livingston 9:00 p. m.

f Stops on flag.
 g During Park season.
 h Stops to let off passengers from Spokane and beyond and to pick up passengers for Minneapolis, St. Paul and east.
 i Stops on flag for passengers only.
 Numbers shown after stations refer to additional tables on which train service to and from that station can be found.
 Rail-Auto available at this point.
 (R) Station Restaurant.
 For altitudes at various points, see Index to Stations on pages 2, 3 and 4.



Scenic Route Across America



Transcontinental Train Schedules

WEST—READ DOWN				Miles from St. Paul	MAIN LINE TABLE 4		EAST—READ UP			
	3 Daily	1 Daily	AM		Mountain Time		2 Daily	4 Daily	222 Daily	PM
					PM	PM				
	4 02	8 58		1023	Lv Bozeman	Ar	9 30	2 30		
	4 18			1033	" Belgrade	"		2 11		
221 Daily AM	4 35			1042	" Manhattan	"		1 59		
	4 50	9 30		1047	Ar Logan 41 (R)	Lv	8 50	1 50		
	9 40	5 00		1047	Lv Logan 41	Ar		1 35		8 25
	9 49	5 09		1053	" Trident	"		1 26		8 11
f 10 10	f 5 32			1082	" Clarkston	"		f 1 03		f 7 57
	10 10			1068	" Lombard	"				7 47
	10 26	f 5 47		1073	" Brewer	"		f 12 43		7 29
	10 44	6 09		1077	" Toston	"		12 26		7 14
	11 03			1083	" Holker	"				
Bus Daily	11 26			1088	" Townsend	"				6 55
	11 35	7 10		1096	" Clow	"				
				1101	" Winston	"				
				1105	" Placer	"				
				1110	" Louieville	"		11 43		6 38
				1117	" East Helena	"		11 35		6 30
				1121	Ar Helena 13, 46, 47 (R)	Lv				
				1121	Lv Helena 13, 46, 47	Ar		11 15		g 6 25
g 11 15	f 7 45			1129	" Birdseye	"		f 10 55		
	f 7 59			1134	" Austin	"		f 10 46		
	f 8 10			1138	" Weed	"		f 10 37		
	f 8 18			1140	" Skyline	"		f 10 31		
					<i>Mullan Tunnel and Continental Divide, Elevation 5,566 feet</i>					
				1142	" Blossburg	"		10 25		
12 20	f 8 28			1150	" Elliston	"		10 04		5 35
	f 8 49			1155	" Gilbert	"		f 9 55		
	f 8 53			1159	" Avon	"		f 9 48		
	f 8 59			1165	" Bradley	"		f 9 38		
g 1 05	f 9 03			1172	Ar Garrison	Lv		9 20		g 5 05
	f 9 20									
Bus Daily	5 20	9 35		1047	Lv Logan 41	Ar	8 40			Bus Daily
	5 35			1054	" Three Forks	"				1 25
	6 45			1060	" Willow Creek	"				1 10
	6 30	10 40		1079	" Cardwell	"	7 47			1 00
				1086	" Whitehall 41	"				12 20
				1108	" Homestake	"				
287 Daily	7 30				<i>Continental Divide, Elevation 6,356 feet</i>					
		12 15		1118	Ar Butte 13, 41, 42, 43 (R)	Lv	6 30			288 Daily
				1118	Lv Butte 46, 41	Ar	6 20			11 00
				1125	" Silver Bow	"				10 43
				1133	" Durant 42	"				10 28
				1137	" Stuart	"				10 22
				1144	" Warm Springs	"				10 11
				1147	" Galen	"				
				1150	" Race Track	"				
				1151	" Dempsey	"				f 9 59
				1159	" Deer Lodge	"	5 21			9 48
				1164	" Kohr	"				f 9 39
				1170	Ar Garrison	Lv	5 05			9 30
				1170	Lv Garrison (R)	Ar	5 00			9 05
				1178	" Gold Creek	"				8 54
				1190	" Drummond 43	"	b 4 36			8 34
				1200	" Bearmouth	"				8 14
				1208	" Nimrod	"				
				1211	" Willis	"				
				1214	" Bonita	"				
				1222	" Clinton	"				7 45
				1232	" Bonner	"				7 31
				1238	Ar Missoula 13, 46, 47 (R)	Lv	3 45			7 20




"SNACK" SERVICE

For Coach and Tourist Car Passengers

A "chummy" buffet-lounge-coach on the Streamlined North Coast Limited, expressly for coach and tourist car passengers, provides easy chairs for comfortable lounging, a radio, writing desk, magazines and light refreshments—sandwiches (to order) 25c to 65c; pie (per cut) 20c; coffee (pot) 25c and numerous other items at similar moderate prices.

GO - The Scenic Route TO CALIFORNIA



On your next California trip, plan to go or return via the colorful Pacific Northwest. Enjoy the beauty of the vigorous Puget Sound cities and more than a thousand miles of mountain grandeur through the Cascades and Northern Rockies . . . Round trip fares from most eastern cities permit travel in one direction via the Pacific Northwest at no-additional rail fare.

For further information, see your nearest Northern Pacific agent, or address

G. W. RODINE,
Northern Pacific Railway
St. Paul 1, Minn.

Reference Notes

a—Stops on flag to let off passengers from points east of Fargo and to pick up passengers for points Spokane, and west.
 b—Stops on flag to let off passengers from Spokane, and west and to pick up passengers for points east of Fargo.
 f—Stops on flag.
 g—Helena-Garrison Bus connects at Garrison with North Coast Limited. This bus leaves from N. P. Depot at time shown and stops at Placer Hotel (for passengers only) at 11:25 A. M.
 Bus from Garrison arrives at Placer Hotel at 6:20 P. M.
 Numbers shown after stations refer to additional tables on which train service to and from that station can be found.
 Rail-Auto available at this point. (R) Station Restaurant
 For altitudes at various points, see Index to Stations on pages 2, 3 and 4.



"Main Street of the Northwest"



Transcontinental Train Schedules

WEST—READ DOWN			Miles from St. Paul	MAIN LINE TABLE 6 (Pacific Time)	EAST—READ UP	
5 Daily AM	1 Daily PM	2 Daily AM			4 Daily PM	
10 45	11 59	1842	Lv Pasco 55, 56	Ar	5 15	3 50
10 40	1 35	0	Lv Pasco via S. P. & S.	Ar	2 30	3 45
4 35	7 00	232	Ar Portland (Table 7) (R)	Lv	9 15	9 00
10 57	12 11	1844	" Kennewick	"	4 59	3 40
f/11 28	—	1865	" Kiona	"	—	f 3 13
—	—	1875	" Gibbon	"	—	—
12 02	1 03	1881	" Prosser	"	4 11	2 53
f/12 08	—	1887	" Byron	"	—	—
12 19	f 1 18	1893	" Mabton	"	f 3 57	2 37
f/12 29	—	1701	" Satus	"	North Coast Limited	—
—	—	1707	" Alfalfa	"	North Coast Limited	—
12 46	1 44	1712	" Toppenish	"	3 37	2 14
1 00	1 57	1719	" Wapato	"	3 24	2 02
INDIAN WARS 1855						
1 30	2 20	1731	Ar Yakima 54	Lv	3 10	1 45
1 35	2 30	1731	Lv Yakima 54	Ar	3 00	1 35
1 40	—	1735	" Selah	"	—	1 23
f 2 24	—	1783	" Thrall	"	—	—
2 37	3 33	1788	" Ellensburg	"	2 00	12 25
KITTITAS VALLEY						
f 2 50	—	1775	" Thorp	"	—	f/12 07
3 18	4 12	1792	" Cle Elum 58	"	1 15	11 37
3 36	4 29	1805	" Easton	"	12 57	11 19
f 3 57	—	1814	" Martin (TUNNEL)	"	—	f/10 57
—	—	1817	" Stampede 2 MILES LONG	"	—	f/10 47
4 29	5 21	1827	" Lester	"	12 04	10 24
f 4 39	—	1829	" Hot Springs	"	North Coast Limited	f—
f—	—	1832	" Nagrom	"	North Coast Limited	f/10 04
f—	Limited Diesel Powered	1834	" Maywood	"	North Coast Limited Diesel Powered	f—
f 4 51	—	1838	" Humphrey	"	—	f 9 55
f—	—	1840	" Baldi	"	—	f 9 47
f 5 01	—	1841	" Eagle Gorge	"	—	f 9 30
f 5 17	—	1850	" Kanaskat	"	—	f 9 18
f 5 27	—	1855	" Ravensdale	"	—	—
RAINIER NAT. PARK						
5 50	6 35	1869	Ar East Auburn	Lv	10 45	8 55
6 01	6 48	1869	Lv East Auburn	Ar	10 17	8 34
6 07	6 53	1870	Ar Auburn	Lv	10 13	8 30
6 08	—	1870	Lv Auburn 6a, 59	Ar	10 13	8 30
—	—	1875	" Dieringer	"	—	—
6 19	7 05	1878	" Summer	"	f 9 59	8 13
6 26	7 12	1881	" Puyallup	"	f 9 54	8 08
6 45	7 30	1889	Ar Tacoma	Lv	9 40	7 50
6 00	6 45	1869	Lv East Auburn	Ar	10 35	8 45
6 03	—	1870	Ar Auburn	Lv	—	8 40
6 05	—	1870	Lv Auburn	Ar	—	8 40
6 15	6 58	1875	" Kent	"	—	f 8 30
6 45	7 30	1892	Ar Seattle	Lv	10 00	8 05

The AMERICAN RAILROADS Present
GORDON MacRAE
on
NBC

with Stars of screen, stage, radio

The **RAILROAD HOUR**
Every Monday Night

FAMOUS MUSICAL SHOWS

STATION MAIL BOXES for your Convenience

Listed below are the main line stations where U. S. mail (drop letter) boxes are conveniently located. Each passing mail train picks up mail from these boxes.

Stations starred (*) have separate boxes for east and westbound mail.

- *Staples, Minn.
- *Glendive, Mont.
- *Helena, Mont.
- * Fargo, N. D.
- *Miles City, Mont.
- *Missoula, Mont.
- *Valley City, N. D.
- *Forsyth, Mont.
- Spokane, Wash.
- *Jamestown, N. D.
- *Billings, Mont.
- Pasco, Wash.
- *Bismarck, N. D.
- *Livingston, Mont.
- Ellensburg, Wash.
- *Mandan, N. D.
- *Bozeman, Mont.
- Seattle, Wash.
- *Dickinson, N. D.
- *Butte, Mont.
- Tacoma, Wash.

PROTECT YOUR LUGGAGE

Baggage carried and checked should bear a label or tag (inside and outside) with your name and postoffice address. This will help to promptly identify hand baggage aboard train, on station platform and in waiting rooms; also it will aid in locating checked baggage if check should become detached. Labels may be obtained from Northern Pacific agents at principal stations.

THE NATION-WIDE fast through service of the Railway Express Agency is operated over the entire system of the Northern Pacific Railway.

Reference Notes

* Daily.

Numbers shown after stations refer to additional tables on which train service to and from that station can be found.

n Train No. 4 stops on flag at Nagrom for revenue business only.

🚗 Rail-Auto available at this point.

(R) Station Restaurant

For altitudes at various points, see Index to Stations on pages 2, 3 and 4.

c Train No. 1 stops to let off passengers from Spokane and East; also from Walla Walla and East.

Northern Pacific Lines in Minnesota

Tickets reading via N. P., G. N. or Soo Line between Minneapolis-St. Paul and Duluth-Superior will be honored on any one of the trains of the three lines.

"Duluth-Superior Short Line." Automatic Block Signal Protected

Tickets reading via N. P., Soo or G. N. Line between Minneapolis-St. Paul and Duluth-Superior will be honored on any one of the trains of the three lines.

MINNEAPOLIS-ST. PAUL AND SUPERIOR-DULUTH

THE OLD STANDBY

"When there is a real hauling job to do, the nation turns to its railroads".

—Galveston (Texas) News



**CHECK
YOUR
EXTRA
BAGGAGE!**

One or two small handbags will hold sufficient articles for the average traveler. You can check extra luggage (up to 150 pounds) free by using our train baggage service. It will add greatly to the convenience and comfort of yourself and fellow passengers.

PROTECT YOUR FUNDS with Travelers' Cheques

For our many patrons who prefer to carry a protected form of funds on their trips, at many of our larger ticket offices, you may change the cash you had planned to carry with you into American Express Travelers' Cheques. The charge for each \$100 purchased is only 75c. Travelers' Cheques are issued in convenient denominations of \$10, \$20, \$50 and \$100. They are spendable everywhere, and if lost or stolen a prompt refund is made.



NINE OUT OF TEN FOREST FIRES CAN BE PREVENTED

Keep Our Forests Green!

TABLE 10

(Central Time)

N. P. 66 Daily PM	G. N. 20 Daily PM	Soo 62 Daily PM	G. N. 24 Daily AM	N. P. 4-62 Ex.Su. AM	Miles	G. N. 23 Daily AM	N. P. 61 Ex.Su. PM	Soo 63 Daily PM	G. N. 19 Daily PM	N. P. 65 Daily AM	
11 00	5 00	—	8 27	7 05	0	Lv Minneapolis (Hennepin Ave. Station) Ar	11 30	—	—	7 15	6 40
11 40	4 30	1 00	8 00	8 45	11	Lv Minneapolis (Milwaukee Road Station) Ar	11 59	5 15	5 50	7 45	5 55
11 55	—	1 40	—	8 58	15	Lv St. Paul (Union Station) Ar	—	5 19	—	—	5 40
12 10	—	—	—	9 08	22	Glover	—	—	—	—	5 25
12 18	—	—	—	9 16	27	White Bear Lake 12	—	—	—	—	5 12
12 30	—	—	—	9 27	35	Hugo	—	—	—	—	4 56
12 39	—	—	—	9 33	40	Forest Lake	—	—	—	—	4 47
12 48	—	—	—	9 39	44	Wyoming	—	—	—	—	4 38
1 02	—	—	—	9 49	52	Stacy	—	—	—	—	4 21
1 12	—	—	—	9 57	57	North Branch	—	—	—	—	4 10
1 24	—	—	—	10 04	64	Harris	—	—	—	—	3 55
—	—	—	—	—	—	Rush City	—	3 48	—	—	3 55
—	1 37	—	—	10 09	69	Rock Creek	—	3 41	—	—	3 44
—	1 50	—	—	10 15	74	Pine City	—	3 36	—	—	3 34
—	2 02	—	—	10 21	80	Beroun	—	3 29	—	—	3 20
—	2 28	—	—	10 29	87	Hinckley	—	3 20	—	—	2 50
—	2 40	—	—	—	91	Friesland	—	—	—	—	2 40
—	2 48	—	—	10 40	96	Groningen	—	3 08	—	—	2 33
—	2 57	—	—	10 45	100	Finlayson	—	3 03	—	—	2 25
—	3 07	—	—	10 51	105	Rutledge	—	2 56	—	—	2 13
—	3 16	—	—	10 56	109	Willow River	—	2 51	—	—	2 07
—	3 26	—	—	11 01	113	Sturgeon Lake	—	2 45	—	—	1 58
—	3 42	—	—	11 10	119	Moose Lake	—	2 37	—	—	1 46
—	3 52	—	—	11 17	124	Barnum	—	2 30	—	—	1 34
733 Frt. Ex.Su. AM	4 04	—	—	11 25	130	Mahtowa	—	2 22	—	—	1 22
—	4 11	—	—	—	134	Atkinson	—	—	—	—	1 14
—	4 23	—	—	11 45	141	Carlton 11, 13	—	2 07	—	—	1 03
—	6 25	—	—	—	—	Carlton 11, 13	—	7 15	—	—	5 00
—	6 35	—	—	—	—	Scanlon	—	7 05	—	—	4 48
—	6 45	—	—	—	—	Cloquet	—	6 55	—	—	4 40
—	4 28	—	—	—	141	Carlton	—	—	—	—	12 58
—	4 35	—	—	—	146	Wrenshall	—	—	—	—	12 49
—	5 00	—	—	—	161	Central Avenue	—	—	—	—	12 20
—	5 11	—	5 30	11 43	165	Superior (Soo Line Station)	—	1 25	—	—	—
—	5 43	—	5 41	—	165	Superior (Union Station)	—	—	—	—	12 06
—	6 10	—	5 50	12 30	169	West Duluth	—	1 11	—	—	11 44
—	—	—	—	—	174	Duluth	—	1 30	1 00	—	11 30
—	—	—	—	—	—	Cloquet	—	4 15	—	—	6 45
—	—	—	—	—	—	Scanlon	—	4 06	—	—	6 35
—	—	—	—	—	—	Carlton 11, 13	—	3 55	—	—	6 25
—	—	—	—	—	—	Carlton	—	2 07	—	—	—
—	—	—	—	—	—	Thomson	—	2 02	—	—	—
—	—	—	—	—	—	West Duluth	—	1 40	—	—	11 44
—	—	—	—	—	—	20th Avenue	—	1 33	—	—	11 35
—	—	—	—	—	—	Superior	—	—	—	—	12 06
—	—	—	—	—	—	Duluth (Soo Line Station)	8 15	—	1 25	4 45	—
—	—	—	—	—	—	Duluth (Union Depot)	8 00	1 30	1 00	—	4 30

DULUTH-SUPERIOR-CARLTON AND CLOQUET


WHITE BEAR-STILLWATER

61 Ex.Su.	55 Daily	Mls	TABLE 11		58 Daily	56 Daily
1 30	7 35	0	Lv Duluth	Ar	8 10	10 50
—	7 50	—	Lv Superior	Ar	7 54	10 34
2 07	8 33	27	Ar Carlton 13	Lv	7 10	9 55
731 Frt. Ex.Su.	733 Frt. Ex.Su.	—	—	—	732 Frt. Ex.Su.	734 Frt. Ex.Su.
b3 55	b6 25	27	Lv Carlton 13	Ar	b7 15	b5 00
f4 05	f6 35	30	Lv Scanlon	Ar	f7 05	f4 48
4 16	6 45	33	Ar Cloquet	Lv	6 55	4 40

Miles	TABLE 12	
0	Lv White Bear Lake	Ar
3.6	Mahtomedi	Ar
6.5	Duluth Junction	Ar
8.7	Summit	Ar
12.7	Ar Stillwater	Lv

Reference Notes: *Daily, †Ex. Sun, ‡Flag stop.
bFrt. trains, may carry adult male passengers.
[Lunch.
Numbers shown after stations refer to additional tables on which train service to and from that station can be found.
Rail-Auto available at this point.

See and Know Your America



Make your vacation or business trip complete. Attractive sight-seeing tours at all important tourist points.

See your local railroad ticket agent for all information.

NORTHERN PACIFIC RAILWAY



Main Street of the Northwest



Northern Pacific Lines in Minnesota and Manitoba

ST. PAUL-MINNEAPOLIS, GRAND FORKS-WINNIPEG

55 Daily AM	1-13 Daily PM	Miles	TABLE 18 (Central Time)	14-2 Daily AM
	11 00	0	Lv. Chicago.....Ar	7 45
	9 00	0	Lv. St. Paul.....Ar	7 40
	9 35	11	Lv. Minneapolis.....Ar	9 27
	10 52	76	Lv. St. Cloud.....Ar	8 04
	11 25	107	Lv. Little Falls.....Ar	7 29
	12 01	141	Ar. Staples.....Lv	6 47
			Lv. Duluth.....Ar	10 50
7 35		0	Lv. Superior.....Ar	10 34
7 50		4	Ar. Staples.....Lv	6 30
11 45		148		
	12 11	141	Lv. Staples.....Ar	6 40
	12 34	159	Lv. Wadena.....Ar	6 16
	1 25	203	Ar. Detroit Lakes.....Lv	5 22
		216	Lv. Lake Park.....Ar	
	1 55	224	Ar. Manitoba Jct.....Lv	4 50
	124			123
	12 40	0	Lv. Fargo.....Ar	5 55
	12 44	1	Lv. Moorhead.....Ar	5 50
	1 36	28	Ar. Manitoba Jct.....Lv	5 04
	13 Daily		RED RIVER BRANCH	14 Daily
	2 08	224	Lv. Manitoba Jct.....Ar	4 37
	2 16	229	Hitterdal.....Ar	4 22
	2 29	236	Ulen.....Ar	4 10
	2 41	243	Syrre.....Ar	3 58
	2 50	243	Twin Valley.....Ar	3 46
	3 04	256	Gary.....Ar	3 34
	3 33	268	Ar. Fertile.....Lv	3 13
		284	Harold.....Ar	
	4 05	291	Crookston.....Ar	2 34
	5 00	318	Lv. East G. Forks, Minn.....Lv	1 43
	5 05	319	Lv. Grand Forks, N. D.....Lv	1 32
	5 29	335	Mekinock.....Ar	1 00
f	5 36	340	Honeyford.....Ar	f12 50
f	5 42	344	Gilby.....Ar	12 43
f	5 48	348	Johnstown.....Ar	12 34
f	5 55	353	Forest River.....Ar	12 26
b	6 07	358	Voss.....Ar	12 10
f	6 20	367	Grafton.....Ar	11 55
f	6 34	374	Cashel.....Ar	f11 41
a	6 50	383	Drayton.....Ar	11 29
f	7 05	392	Bowesmont.....Ar	11 13
f	7 21	401	Joliette.....Ar	10 58
f	7 42	412	Ar. Pembina, N. D.....Lv	10 40
			International Boundary	
a	8 10	415	Lv. Emerson Jct., Man. Ar	10 15
a	8 26	424	Letellier.....Ar	a—
a	8 42	433	St. Jean Baptiste.....Ar	a—
a	8 57	440	Morris.....Ar	9 36
a	9 21	457	St. Agathe.....Ar	a—
a	9 33	465	Cartier.....Ar	a—
a	9 50	477	Portage Jct.....Ar	a—
	10 00	480	Ar. Winnipeg.....Lv	8 30

ST. PAUL-MINNEAPOLIS AND LITTLE FALLS-MORRIS

57 Daily	1 Daily AM	Miles	TABLE 19 (Central Time)	2 Daily PM	56 Daily
	9 00	0	Lv. St. Paul.....Ar	10 00	
	9 35	11	Lv. Minneapolis.....Ar	9 27	
	11 25	107	Ar. Little Falls.....Lv	7 29	
7 40		0	Lv. Duluth.....Ar		10 50
7 52		4	Lv. Superior.....Ar		10 34
11 34		118	Ar. Brainerd.....Lv		7 34
3 15		150	Ar. Little Falls.....Lv		11 30
	29 Ex. Sun. AM		MORRIS BRANCH	30 Ex. Sun. AM	
	11 35	0	Lv. Little Falls.....Ar	10 50	
	11 54	8	Flensburg.....Ar	10 28	
	12 09	15	Swanville.....Ar	10 14	
	12 19	20	Burtrum.....Ar	10 05	
	12 23	24	Grey Eagle.....Ar	9 56	
	12 35	28	Ward Springs.....Ar	f 9 49	
		30	Spaulding.....Ar		
	12 53	36	Sauk Centre.....Ar	9 32	
		42	Stiles.....Ar		
	1 18	47	Westport.....Ar	9 09	
	1 29	52	Villard.....Ar	8 59	
	1 45	59	Glenwood.....Ar	8 45	
	2 04	68	Starbuck.....Ar	8 24	
f	2 18	74	New Prairie.....Ar	f 8 11	
	2 30	78	Cyrus.....Ar	8 04	
	2 55	87	Ar. Morris.....Lv	7 45	



Yellowstone—
Nature's
Greatest
Wonderland!

Visit Yellowstone This Summer

Northern Pacific serves three principal gateways—Gardiner, Red Lodge and Cody—all of them interesting, all different. For more sightseeing thrills, go in one gateway, out another... While in the Yellowstone country, plan to spend an extra day or more exploring the inspiring mountains and valleys surrounding the park, particularly the magnificent Sunlight Basin. Convenient Gray Line sightseeing tours are available in conjunction with a Yellowstone tour or for transcontinental passengers. The cost is very moderate. For free literature and full information, please write

G. W. Rodine, Passenger Traffic Manager
Northern Pacific Railway, St. Paul 1, Minnesota

Reference Notes.

- a—Nos. 13 and 14 will stop to take on and let off revenue passengers.
- b—Stops Saturdays, Sundays and Holidays—flag stop other days.
- f—Stop on flag
- †Daily, except Sunday.

Rail-Auto available at this point.

Equipment

Deluxe Coach—Air-Conditioned. Between St. Paul and Winnipeg.
Cafe Coach. Between St. Paul and Winnipeg.

RED LAKE FALLS BRANCH	
De Luxe air-conditioned coach operates on trains Nos. 1-13 and 14-2 between St. Paul, Minneapolis and Winnipeg.	0 Lv. Fertile.....Ar
	6Lee.....Ar
	12Tilden Jct.....Ar
	16Delorme.....Ar
	20Perault.....Ar
	24Red Lake Falls.....Ar
	33Dorothy.....Ar
	41G. N. Crossing.....Ar
	45Buffington.....Ar
	49Key West.....Ar
	55Carthage Jct.....Ar
	60East Grand Forks.....Ar
	61Grand Forks.....Lv

MISSOULA-DIXON-POLSON

B IMT Bus Daily	A NPT Bus Ex. Sun.	A NPT Bus Ex. Sun.	Miles	TABLE 45 (Mountain Time)	A NPT Bus Ex. Sun.	A NPT Bus Ex. Sun.	B IMT Bus Daily
3 50	3 15	5 30	0	Lv. Missoula. Ar	3 00	1 05	3 05
4 30	f 4 00	f—	28	Ar. Arlee. Lv	f—	f—	2 26
4 45	f 4 20	7 00	39	Ar. Ravalli. Lv	1 45	12 05	2 10
4 55	f—	f—	61	⊙St. Ignatius...	f—	f—	2 01
5 19	f 4 55	f—	67	Ar. Ronan. Lv	f—	11 25	1 37
5 27	f—	f—	75	Ar. Pablo. Lv	f—	f—	1 29
5 40	f 5 20	f—	75	Ar. Polson. Lv	f—	11 00	1 15
—	—	7 00	39	Lv. Ravalli. Ar	1 45	—	—
—	—	8 00	47	Ar. Dixon. Lv	1 25	—	—
—	—	9 00	52	Ar. Moiese. Lv	—	—	—
—	—	9 45	61	Ar. Charlo. Lv	12 45	—	—
—	—	—	—	Ar. Ronan. Lv	12 20	—	—
7 15	—	—	—	Ar. Kalispell. Lv	—	—	11 45

Reference Notes:

- ⊙ Not on Rail line.
- A—Northern Pacific Transport Bus-Rail tickets honored.
- B—Intermountain Transportation Company Bus-Rail tickets honored **Sundays** only between Missoula, Polson and intermediate stations.

BUTTE-HELENA-MISSOULA AND STEVENSVILLE-HAMILTON
NORTHERN PACIFIC TRANSPORT COMPANY

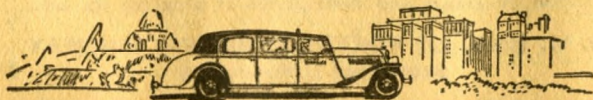
1 Daily PM	Miles	TABLE 46 (Mountain Time)	2 Daily PM
12 25 3 00	— — 120	Lv. Butte. Ar Ar. Missoula. Lv	6 20 3 45
Bus-1 Daily AM		Rail Tickets Honored.	Bus-2 Daily PM
11 15 3 00	— — 117	Lv. Helena. Ar Ar. Missoula. Lv	6 25 3 45
Bus Daily PM	Bus Daily AM		Bus Daily PM
3 50	8 00	Lv. Missoula. Ar	2 00
—	—	Post. Lv	f—
—	—	Hayes. Lv	f—
4 20	8 30	Lolo. Lv	1 40
—	f—	McClain. Lv	f—
4 35	8 45	Florence. Lv	1 20
—	f—	Kenspur. Lv	f—
—	f—	Bass. Lv	f—
5 00	9 10	Stevensville. Lv	1 00
5 15	9 25	Victor. Lv	12 40
—	f—	Tucker. Lv	f—
5 35	9 45	Corvallis. Lv	12 20
—	10 00	Ar. Hamilton. Lv	12 05
—	10 00	Lv. Hamilton. Ar	12 05
—	f—	Grantsdale. Lv	f 11 40
—	f—	Como. Lv	f 11 30
—	f—	Gorus. Lv	f 11 20
—	10 45	Ar. Darby (Nearest rail-head to Salmon, Idaho) Lv	11 10

TRANSFERRING HAND LUGGAGE
AND PASSENGERS
BETWEEN DEPOTS IN CHICAGO

Passengers holding tickets through Chicago, having 3 hours or more between trains, may deliver their hand luggage to the Parmelee desk at the incoming depot for delivery to the parcel check room of the outgoing depot, at cost of only the usual parcel checking fees.

The Parmelee transfer coupon—included as part of your through ticket entitles you to a choice of transfer service in an all-new luxurious Parmelee Limousine from your incoming depot to your outgoing depot, or to any hotel or other destination in downtown Chicago.

Any Railway Ticket Agent will gladly furnish full information about Parmelee Service in Chicago



PARMELEE TRANSPORTATION COMPANY

HELENA-BUTTE-MISSOULA AND WALLACE

Bus Daily AM	Bus Daily PM	Bus Daily PM	3 Daily AM	Mis	TABLE 47 (Mtn Time)	4 Daily	Bus Daily	Bus Daily
—	—	—	—	—	Lv. Helena. Ar	11 15	6 25	6 25
—	—	—	—	117	Ar. Missoula. Lv	7 20	3 45	3 45
—	—	—	—	—	Lv. Butte. Ar	11 00	6 20	6 20
—	—	—	—	120	Ar. Missoula. Lv	7 20	3 45	3 45
—	—	—	—	—	Northwest Greyhound Lines, Inc., Rail tickets honored when destined to or reading from stations on Missoula- Wallace branch.	Bus Daily AM	Bus Daily AM	Bus Daily PM
4 10	11 50	5 45	11 10	0	Lv. Missoula. Ar	R1 20	7 25	12 42
f—	12 15	6 10	11 35	17	Frenchtown. Lv	f—	6 58	12 15
f—	12 21	6 16	11 41	22	Huson. Lv	f—	6 52	12 09
f—	f—	f—	f—	26	Nine Mile. Lv	f—	f—	f—
4 52	12 34	6 29	11 53	29	Alberton. Lv	12 34	6 39	11 55
f—	f—	f—	f—	48	Rivulet. Lv	f—	f—	f—
f—	5 32	1 17	7 12	64	Superior. Lv	11 52	5 58	11 10
f—	5 51	1 37	7 32	78	Ar. St. Regis. Lv	11 33	5 38	10 50
f—	f—	f—	7 52	97	Haugan. Lv	11 13	f—	10 28
f6 45	R2 30	R3 15	1 45	102	Saltese. Lv	R11 05	R5 10	R10 20
f—	f—	f—	f—	107	Taft. Lv	f—	f—	f—
f—	f—	f—	f—	116	Lookout, Mont. Lv	f—	f—	f—
f—	f—	f—	f—	125	Larson. Lv	f—	f—	f—
7 13	3 00	7 45	2 15	128	Mullan. Lv	10 20	4 24	9 35
7 25	3 15	9 00	2 30	135	Ar. Wallace (MT) Lv	10 05	4 10	9 20

Reference Marks

- *Daily.
- ||Lunch.
- f—Stops on flag.
- R—Rest stop.

You Can Save Money
By Purchasing Round-Trip Rail Tickets
Consult Your Local Northern Pacific
Representative

SPOKANE-COULEE AND ADRIAN

315 Ex.Sun. AM	Mis	TABLE 50 (Pacific Time)	316 Ex.Sun. PM
8 55	0	Lv. Spokane. Ar	5 20
f 9 12	9	Marshall. Lv	f 5 02
9 29	16	Cheney. Lv	4 43
—	23	Four Lakes. Lv	—
9 50	27	Medical Lake. Lv	4 21
f 9 57	32	Deep Creek. Lv	f 4 12
f 10 06	37	Hite. Lv	f 4 04
10 16	43	Reardan. Lv	3 55
10 28	50	Mondovi. Lv	3 42
10 43	58	Davenport. Lv	3 30
10 53	64	Rocklyn. Lv	3 16
f 11 05	73	Telford. Lv	f 3 02
11 18	81	Creston. Lv	2 50
11 38	91	Wilbur. Lv	2 31
11 50	97	Govan. Lv	2 19
12 08	104	Almira. Lv	2 07
f 12 15	108	Hanson. Lv	f 2 01
12 24	113	Hartline. Lv	1 52
f 12 43	122	Odair. Lv	f 1 36
12 50	125	Ar. Coulee City. Lv	1 30

RAILROADS
OUT-PERFORM ALL
OTHER TRANSPORTATION
FACILITIES

“When quantities moved and distances involved are measured, it is found that railroads are responsible for more inter-city freight hauling than all other forms of transportation rolled into one.”

—Michigan City (Ind.)
News Dispatch

IN JUST 30 MINUTES...

- 500 freight and passenger trains will start on their journeys.
- 500 more trains will pull into terminals, their trips completed.
- Freight trains will perform the equivalent of hauling a ton of freight 37,000,000 miles.
- Passenger trains will produce the equivalent of carrying 2,000,000 people one mile.
- Railroads will pay out \$285,000 in wages and \$115,000 for fuel, materials and supplies.
- Railroads will pay in local and federal taxes, more than \$70,000.

Northern Pacific Lines in Washington and Idaho

SPOKANE-PULLMAN AND LEWISTON

	311 Daily AM	Miles	TABLE 51 (Pac. Time)	314 Daily	
	9 10	0	Lv. Spokane. Ar	8 10	
	9 25	9	.. Marshall ..	7 55	
	9 32	15	.. Dynamite ..		
	9 41	20	.. Spangle ..	7 36	
	9 53	28	.. Flana ..	7 23	
		32	.. North Pine ..		
	10 05	36	.. Rosalia ..	7 12	
	10 24	47	.. Oakesdale ..	6 52	
	10 37	52	.. Belmont ..	6 42	
	10 43	56	.. Eden ..		
	10 47	58	.. Garfield ..	6 27	
	11 08	68	.. Palouse ..	6 11	
	11 22	75	.. Fallon ..		
	11 29	79	.. Whelan ..		
	11 49	84	.. Pullman ..	5 38	
	11 57	90	.. Sunshine, Wash.		
	12 07	95	.. Moscow, Ida.	5 10	
	12 24	102	.. Joel ..		
	12 30	106	.. Howell ..		
	12 38	108	.. Troy ..	4 41	
	1 00	120	.. Kendrick ..	4 09	
	1 05	124	.. Juliaetta ..	4 00	
	1 20	132	.. Arrow 53 ..	3 45	
	1 24	135	.. Spalding ..	3 39	
	1 27	136	Lv. North Lapwal	3 38	
	1 45	146	Ar. Lewiston	3 20	
			.. Clarkston ..		

YAKIMA, NACHES, MOXEE CITY AND TIETON

	Miles	TABLE 54 (Pacific Time)		
	0	Lv. Yakima. Ar		
	14	Ar. Naches. Lv		
	0	Lv. Yakima. Ar		
	9	Ar. Moxee City. Lv		
	0	Lv. Yakima. Ar		
	17	Ar. Tieton. Lv		

PASCO AND PENDLETON

	Miles	TABLE 55 (Pacific Time)		
	0	Lv. Pasco. Ar		
	12	.. Attalia ..		
	14	.. Hunt, Wash.		
	15	.. Wallula ..		
	25	.. Bing, Ore.		
	30	.. Vansycle ..		
	32	.. Stanton ..		
	33	.. Smelts ..		
	35	.. Apex ..		
	37	.. Helix ..		
	42	.. Myrick ..		
	46	.. McCormach ..		
	48	.. Fulton ..		
	54	Ar. Pendleton. Lv		

FREIGHT SERVICE ONLY

FREIGHT SERVICE ONLY

FREIGHT SERVICE ONLY	0	Lv. Pullman. Ar		FREIGHT SERVICE ONLY
	1	.. Pullman Jct. ..		
	6	.. Staley ..		
	8	.. Chamber ..		
	11	.. Johnson ..		
	16	.. Colton ..		
	19	.. Uniontown ..		
	28	Ar. Genesee. Lv		

f Stops on Flag
Rail-Auto Service at this point.

CAMAS PRAIRIE RAILROAD

	311 Daily	Miles	TABLE 52 (Pacific Time)	314 Daily	
844 Daily	9 10	0	Lv. Spokane. Ar	8 10	343 Daily
	f 1 24	136	Ar. Spalding	3 39	
8 50		0	Lv. Lewiston. Ar		2 40
f 9 08		9	.. North Lapwal		2 22
9 10		10	.. Spalding ..		2 20
9 16		14	.. Lapwal ..		2 13
9 21		16	.. Sweetwater ..		2 10
f 9 27		18	.. Bundy ..		2 05
9 30		20	.. Jacques ..		2 03
9 36		22	.. Culdesac ..		2 01
10 22		36	.. Reubens ..		1 17
f 10 28		40	.. Craig Jct.		1 08
10 39		45	.. Craigmont ..		1 00
10 54		53	.. Ferdinand ..		12 44
11 09		61	.. Cottonwood ..		12 27
11 27		70	.. Fenn ..		12 08
11 46		77	Ar. Grangeville. Lv		11 55
U. P. 73 Daily				U. P. 74 Daily	
	7 30	0	Lv. Lewiston. Ar	8 25	
	8 28	36	.. Almota ..	7 15	
	9 40	72	Ar. Riparia. Lv	6 15	

CAMAS PRAIRIE RAILROAD

	311 Daily	Miles	TABLE 53 (Pacific Time)	314 Daily	
	9 10	0	Lv. Spokane 51. Ar	8 10	
	1 20	132	Ar. Arrow 51. Lv	3 45	
324 Daily AM				323 Daily PM	
	8 40	0	Lv. Lewiston 51 Ar	2 30	
	9 10	14	Ar. Arrow 51. Lv	2 00	
	9 10	0	Lv. Arrow 51. Ar	2 00	
f 9 33	12		.. Agatha ..	f 1 33	
9 37	13		.. Lenore ..	1 29	
f 9 52	20		.. Peck ..	f 1 14	
10 03	25		.. Ahsahka ..	1 04	
10 14	29		.. Orofino ..	12 55	
	40		.. Headquarters ..		
	10 34	37	.. Greer ..	12 35	
	11 07	52	.. Kamiah ..	12 05	
	11 25	60	.. Kooskia ..	11 50	
	11 33	63	Ar. Stites. Lv	11 38	

GI's Are Farming Here



When soldiers and sailors came home from World War II, thousands enrolled, under the GI bill of rights, in on-the-farm training courses. They went to school at night to learn how to manage farms they worked during the day. Throughout all Northwest states along the Northern Pacific—Minnesota, North Dakota, Montana, northern Idaho, Oregon and Washington—many of these veterans have found attractive opportunities to start farming on the open prairie, on irrigation projects and in the cutover timber areas.

That the Northwest's many and varied opportunities have been a challenge to the nation's youth is attested by a population growth during the 1940's surpassing all other sections of the country. The region's agricultural resources are far from being exploited fully. Ask us how you, too, can take advantage of them. Write for land settlement information, literature and descriptions of property for sale.

**J. W. HAW, 109 NORTHERN PACIFIC RAILWAY
Saint Paul 1, Minnesota**

SPOKANE-PORTLAND-SEATTLE-TACOMA-WALLA WALLA AND DAYTON

"The Railroad Hour"
Continues
On NBC Network

The Railroad Hour, popular radio show sponsored by the Association of American Railroads, continues on its weekly schedule over NBC network stations. The program is heard every Monday evening 8:00 to 8:30 Eastern; 7:00 to 7:30 Central; 9:30 to 10:00 Mountain and 8:30 to 9:00 Pacific Standard Time.

The show stars Gordon MacRae, versatile young baritone, in the male lead opposite glamorous guests of the stage, screen and opera... A varied schedule of light classical productions by Victor Herbert, Cole Porter, Rudolf Friml and others of equal stature is interspersed with original works written especially for the program by Jerome Lawrence and Robert E. Lee... Carmen Dragon and Norman Luboff continue as orchestra and choral directors, respectively.

TUNE IN FOR A HALF HOUR OF ENJOYABLE ENTERTAINMENT

4 Daily	Mis	TABLE 56	3 Daily
9 15	0	Lv. Portland..Ar	7 00
2 30	232	Ar... Pasco...Lv	1 35
2		NORTHERN PACIFIC	1
10 00	0	Lv.. Seattle...Ar	7 30
9 40	0	Lv.. Tacoma..Ar	7 30
5 15	250	Ar... Pasco...Lv	11 59
1			2
8 40	0	Lv.. Spokane..Ar	8 25
11 40	146	Ar... Pasco...Lv	5 25
347			348
Daily			Daily
5 30	0	Lv.. Pasco..Ar	11 20
f 5 37	3	Ainsworth Jct...	11 05
5 41	4	Burbank	10 56
5 59	12	Attalia	10 38
f	20	LeGrow	f
f 6 19	21	Slater	f 10 20
f	25	Welland	f
f 6 33	28	Adkins	f 10 07
6 43	34	Eureka	9 57
f 6 55	40	Lamar	f 9 43
f	41	Harsha	f
f 7 04	44	Paddock	f 9 35
f 7 06	45	Climax	f 9 33
	46	Drum	
f 7 17	50	Rulo	f 9 22
f 7 23	52	Thiel	f 9 17
f 7 30	56	Dry Creek	f 9 11
f	57	Sudbury	f
f 7 37	59	Pedigo	f 9 05
f 7 50	64	Walla Walla	8 55
	69	Rifle	
	70	Sapolil	
	71	Buroker	
	72	Spring Creek	
	74	Gilliam	
	75	Dixie	
	77	Eastman	
	80	Minnick	
	85	Coppei	
	88	Waitsburg	
	91	Huntsville	
	95	Long	
	98	Ar.. Dayton..Lv	

Reference Notes: *Daily. †Ex. Sun. /Stop on flag.
Rail-Auto available at this point.

SEATTLE-EVERETT-DARRINGTON-BELLINGHAM AND SUMAS

Miles	TABLE 57
0	Lv.. Seattle...Ar
4	Interbay
7	Fremont
9	University
12	Keith
16	Lake
23	Bothell
24	Woodinville
30	Maltby
39	Snohomish
44	Machias
47	Harford
51	Getchell
44	Lowell
45	Everett
58	Edgcomb
61	Arlington
65	Bryant
66	Pilchuck
71	McMurray
77	Montborne
79	Big Lake
84	Clear Lake
87	Sedro-Woolley
95	Thornwood
99	Ar... Wickersham..Lv

FREIGHT SERVICE ONLY
Tickets reading over the Northern Pacific Railway to or from Everett or Bellingham only will be honored by Great Northern Ry. or Northwest Greyhound Lines who maintain frequent daily service.

FREIGHT SERVICE ONLY
Tickets reading over the Northern Pacific Railway to or from Everett or Bellingham only will be honored by Great Northern Ry. or Northwest Greyhound Lines who maintain frequent daily service.

WOODINVILLE-NORTH BEND

Mis	TABLE 57A
0	Woodinville
4	Willows
7	Redmond
11	Inglewood
15	Monohon
19	Issaquah
23	High Point
26	Preston
29	Falls City
32	Snoqualmie Falls
33	Snoqualmie
36	North Bend


ARLINGTON JCT.—DARRINGTON

Mis	TABLE 57B
0	Arlington Junction
9	Cavano
13	Halterman
17	Hazel
18	Tulker
21	Fortson
28	Darrington

WICKERSHAM-SUMAS

Miles from Seattle	TABLE 57C
99	Wickersham
104	Acme
106	Standard
112	Deming
122	Nooksack
128	Sumas

FREIGHT SERVICE ONLY



FAST FREIGHT!

Northern Pacific's continuing program of providing better transportation service means faster and better shipping along the "Main Street of the Northwest."

POWER—Since 1940, we've put 259 smooth-rolling diesel locomotive units in freight and passenger service.

ROLLING STOCK—We've built and bought thousands of freight cars—box cars, reefers and tank cars, flat cars and ore cars, ballast cars and hoppers and gondolas.

ROADBED—We've laid down millions of yards of heavy rock and gravel ballast, thousands of tons of new rail, forests of ties. We've reduced grades, built bridges and tunnels.

PERSONNEL—Competent staffs in traffic offices maintained by Northern Pacific in cities throughout the United States and Canada are eager to serve you.



NORTHERN PACIFIC RAILWAY



Main Street of the Northwest

CLE ELUM-ROSLYN AND BEEKMAN

Table with columns for Read Down, Freight Ex.Sun., Miles, TABLE 58 (Pacific Time), Freight Ex.Sun., and Read Up.

SEATTLE-TACOMA-OLYMPIA-ABERDEEN-HOQUIAM AND MOCLIPS

Table with columns for Read Down, Freight Ex.Sun., Miles, TABLE 59 (Pacific Time), Freight Ex.Sun., and Read Up. Includes a Reference Notes section.

PORTLAND-SEATTLE-TACOMA-CHEHALIS AND RAYMOND-SO. BEND

Table with columns for Read Down, Freight Ex.Sun., Miles, TABLE 61 (Pacific Time), Freight Ex.Sun., and Read Up. Includes WILLAPA HARBOR BRANCH.

Table with columns for Read Down, Freight Ex.Sun., Miles, TABLE 596-591 Mixed Ex. Sunday, and Read Up. Includes Centralia and Chehalis routes.

TABLE 59A BREMERTON BRANCH Bremerton Only. Includes stations like Elma, McCleary, etc.

GRANDVIEW AND DONALD TABLE 59B. Includes stations like Grandview, Sunnyside, Zillah, etc.

THE ALASKA RAILROAD

Table with columns for Northbound and Southbound, Days of Week, and Stations. Includes Seward, Portage, Anchorage, etc.

PORTLAND-CENTRALIA AND OLYMPIA AND GRAY'S HARBOR

Table with columns for Read Down, Freight Ex.Sun., Miles, TABLE 60 (Pacific Time), Freight Ex.Sun., and Read Up. Includes Reference Notes.

STEAMSHIP SAILINGS TO ALASKA
ALASKA STEAMSHIP CO.—Leaves Seattle every Friday 2:00 P. M.
CANADIAN PACIFIC S. S. LINE—Leave Vancouver, B. C., 8:00 P. M.
CANADIAN NATIONAL S. S. LINE—Leave Vancouver, B. C. every Monday, 9:00 P. M.
UNION STEAMSHIP, Ltd.—Leave Vancouver, B. C., 8:00 P. M., June 9 and every 10 days thereafter to Sept. 11, for Ocean Falls, Prince Rupert, Sitka.

Northern Pacific Railway

GENERAL OFFICES
St. Paul Office, Fifth and Jackson.
Seattle Office, Smith Tower.

Traffic Department Officers
F. J. Berry, Vice President, St. Paul 1, Minn.
A. P. Mootz, Asst. to Vice President, St. Paul, Minn.

Passenger
G. W. Rodine, Passenger Traffic Manager, St. Paul, Minn.
M. M. Goodsell, General Passenger Agent, St. Paul, Minn.
F. G. Scott, Western Passenger Traffic Manager, Seattle, Wash.

Freight-Rates
R. E. Smith, General Freight Traffic Manager, St. Paul, Minn.
P. A. Walsh, General Freight Agent, St. Paul, Minn.
J. A. Cleveland, Western Freight Traffic Manager, Seattle, Wash.
E. G. Anderson, Assistant General Freight Agent, St. Paul, Minn.

Freight-Service and Sales
L. R. Challoner, Freight Traffic Manager, St. Paul, Minn.
H. A. Peterson, Freight Traffic Manager, St. Paul, Minn.
W. J. Luchsinger, Eastern Freight Traffic Manager, New York 20, N. Y.
W. J. O'Connor, Assistant General Freight Agent, St. Paul, Minn.
E. E. Chapman, Assistant General Freight Agent, St. Paul, Minn.
R. C. Murphy, Assistant General Freight and Passenger Agent, St. Paul, Minn.
J. P. Roddy, Assistant General Freight Agent, Minneapolis, Minn.
E. L. Hoppel, General Live Stock Agent, St. Paul, Minn.

Passenger
C. J. Lindorfer, Assistant General Passenger Agent, St. Paul, Minn.
R. K. Mossman, Assistant General Passenger Agent, St. Paul, Minn.

Freight-Rates
W. A. Hart, Assistant General Freight Agent, St. Paul, Minn.
I. C. Lawson, Assistant General Freight Agent, St. Paul, Minn.
H. R. Henderson, Assistant General Freight Agent, Seattle, Wash.
L. S. Davis, Assistant General Freight Agent, Seattle, Wash.

Freight-Service and Sales
F. Fischer, Manager, Perishable Freight Traffic, St. Paul, Minn.
Otto Kopp, Western Freight Traffic Manager, Seattle, Wash.
C. E. Fulton, Assistant Western Freight Traffic Manager, Seattle, Wash.
R. H. Schaefer, Assistant to Western Freight Traffic Manager, Seattle, Wash.
S. W. Elmore, General Freight Agent, Portland, Ore.
J. L. Norton, Assistant General Freight and Passenger Agent, Tacoma, Wash.
H. H. Ellsworth, Assistant General Freight and Passenger Agent, Helena, Mont.
Ober A. Kobs, Assistant General Freight and Passenger Agent, Duluth, Minn.

Agricultural Development
John W. Haw, Director, Department Agricultural Development, St. Paul, Minn.
W. J. Hunt, Assistant to the Director, St. Paul, Minn.
A. J. Dexter, Agricultural Development Agent, St. Paul, Minn.
H. W. Byerly, Immigration Agent, St. Paul, Minn.

Agricultural Development
A. R. Miesen, Agricultural Development Agent, St. Paul, Minn.
L. S. MacDonald, Agricultural Development Agent, Missoula, Mont.
W. P. Stapleton, Western Agricultural Development Agent, Seattle, Wash.
K. L. Cook, Agricultural Development Agent, Seattle, Wash.

Advertising and Publicity
L. L. Perrin, Manager, St. Paul, Minn.

Baggage and Express
G. N. Page, Manager, Mail, Baggage and Express Traffic, St. Paul, Minn.

Passenger and Freight Representatives

St. Louis 2, Mo., 601-604 Boatmen's Bk. Bldg., Garfield 3280
W. D. TRITTELL, General Agent
A. W. JONES, Traveling Frt. and Pass. Agent
LLOYD CABLE-B. O. CLEFF, Trav. Frt. and Pass. Agts.
St. Paul 1, Minn., Hotel St. Paul (St. Peter St. at 5th St.) Tel. CEDAR 7773
M. R. JOHNSON, General Agent Passenger Department
A. G. BERGMAN, City Passenger Agent
St. Paul 1, Minn., 176 E. Fifth St., Tel. CEDAR 7773
H. R. COTTON, District Passenger Agent
R. E. MCCOURTNEY, Commercial Agent
R. T. FLYNN, Traveling Freight and Passenger Agent
R. W. CRANFORD, City Passenger Agent
A. E. O'MALLEY, City Freight Agent
San Francisco 5, Cal., 1003 Monadnock Bldg., Tel. SUITE 4078
DANIEL TINNEY, General Agent
S. A. JEWELL, Commercial Agent
WALTER CEDERBERG, Traveling Frt. and Pass. Agent
W. J. RIDDELL, City Freight and Passenger Agent
R. L. PRAYFORD, City Passenger and Freight Agent
STANLEY D. BULLIS, City Ticket Agent
Seattle 1, Wash., No. 1401 Fourth Ave., Tel. ELLIOTT 5560
City Ticket Office and Reservation Bureau
W. L. BROUETTE, General Agent, Pass. Dept.
R. W. LUCKY, C. G. SHEFFIELD and R. C. CASTLE, City Passenger Agents
J. G. GIBSON, City Ticket Agent
Seattle 4, Wash., 200 Smith Tower, Tel. ELLIOTT 5560
C. R. THROCKMORTON, District Passenger Agent
LEONARD HOLMSTROM, Traveling Passenger Agent
200 Smith Tower
R. D. BONE, Gen. Agt., Frt. Dept.
E. M. STEVENSON, Foreign Freight Agent
C. H. PICKRELL, Traveling Freight and Passenger Agent
V. E. WEISS, JOHN RENNER, A. B. SPERRY, G. B. NELSON, W. P. STUPPELL, City Frt. and Pass. Agts.
Spokane 8, Wash., 701 Sprague Ave., Cor. Wall Street, Telephone 3221
L. M. ACKERMAN, General Agent
S. F. FITZPATRICK, Traveling Frt. and Passenger Agent
T. O. KIRKVOOD, Traveling Frt. and Passenger Agent
W. T. GARRETT, Traveling Passenger Agent
R. H. PATTERSON, City Frt. and Pass. Agt.
C. A. TAYLOR, City Freight and Passenger Agent
E. F. BAIRD, City Passenger and Ticket Agent
Superior, Wis., Union Depot Bldg., Telephone 7602
ELMER S. HARD, General Agent
Tacoma 2, Wash., 118 South Ninth St. Tel. Broadway 1121
J. L. NORTON, Asst. Gen. Frt. and Pass. Agt.
W. J. GALT, Traveling Freight and Passenger Agent
L. W. TUTTLE, City Passenger and Ticket Agent
R. L. MERRILL, City Freight and Passenger Agent
Toronto, Ont., Rm. C-29, Un. Sta., Phone EMPIRE 4-2028
C. E. HARRIS, General Agent
Vancouver, B. C., Room 207, Stock Exchange Bldg., Telephone 475 Howe St., Tel. Marine 2461
W. F. CARR, General Agent
W. S. OUSMAN, Traveling Freight and Passenger Agent
H. J. JONES, City Freight and Passenger Agent
Victoria, B. C., 912 Government St., Tel. B-4277
G. C. PAULING, Telephone Agent
Wallace, Ida., O. H. UNDERWOOD, General Agent
Walla Walla, Wash., Nor. Pac. Station, Tel. No. 107
F. L. IRVING, District Freight and Passenger Agent
C. A. SCHELLY, City Freight and Passenger Agent
Washington 5, D. C., 500 Shoreham Bldg., Telephone 8670-8671
Phone National 8670-8671
B. M. DECKER, General Agent
E. K. KREMER, District Passenger Agent
E. R. SHELLENBERGER, District Freight Agent
Winnipeg, Man., 204 Paris Bldg., Tel. 927946-927947
L. O. DONNELL, Telephone Agent
T. J. O'DONNELL, Traveling Freight and Passenger Agent
JOHN ALLAN, Traveling Freight and Passenger Agent
J. N. CHANNING, City Freight and Passenger Agent
K. R. RUE, City Freight and Passenger Agent
Winston-Salem 3, N. Car., 311 Reynolds Bldg., Tel. 3-1132
L. O. MORSE, Traveling Freight and Passenger Agent
Yakima, Wash., 1111 Broadway, Telephone 9151
J. Y. BLUMSTROM, District Freight and Passenger Agent
H. J. BOND, Traveling Freight and Passenger Agent
A. R. JOHNSON, Traveling Freight and Passenger Agent
E. H. KNOWLES, Traveling Freight and Passenger Agent
E. J. O'BRIEN, Traveling Passenger Agent

Visit

YELLOWSTONE

this summer

Magic Yellowstone, greatest and most spectacular of our National Parks, alone is well worth crossing the continent to see. Yet it may be included conveniently and inexpensively as a sidetrip en route to or from the Pacific Coast.

Northern Pacific's transcontinental streamliner,

THE NORTH COAST LIMITED

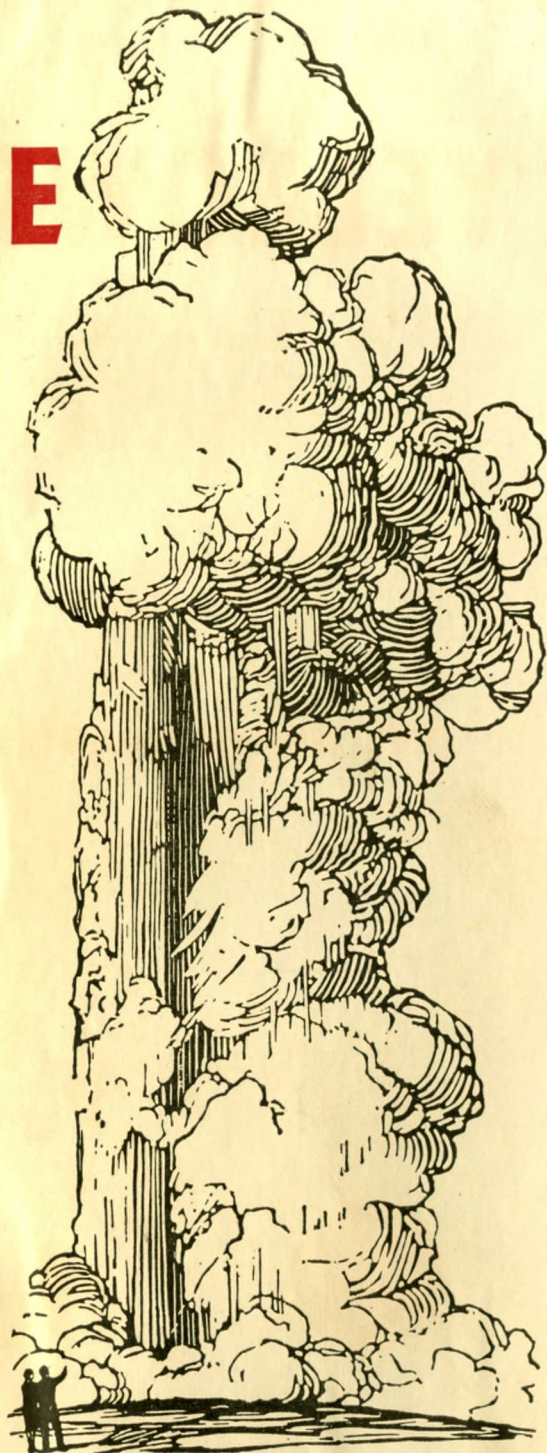
serves three famous Yellowstone gateways—Gardiner, Red Lodge and Cody. Go in one gateway, out another for a maximum of sightseeing.

If you're interested in visiting Yellowstone by train, send for Northern Pacific's free, illustrated folder. Address G. W. Rodine, Passenger Traffic Manager, Northern Pacific Railway, St. Paul, 1, Minn.



NORTHERN PACIFIC RAILWAY

MAIN STREET OF THE NORTHWEST



Yellowstone's World-Famous
Old Faithful Geyser