

North Pacific Coast EVENTS

Season 1909



North Pacific Coast HOTELS

Season 1909



Via The
SCENIC HIGHWAY

Through The
LAND of FORTUNE

SUMMER TOURIST FARES

Effective daily May 20th to September 30th. Return limit Oct. 31st. Stopovers at all points.

	To North Coast Points and return direct	To North Coast Points via California, one way		To North Coast Points and return direct	To North Coast Points via California, one way
FROM ST. PAUL.....	\$50.00	\$71.75	FROM CHICAGO.....	\$62.00	\$77.25
FROM MINNEAPOLIS..	50.00	71.75	FROM PEORIA.....	59.25	74.30
FROM DULUTH.....	50.00	74.75	FROM ST. LOUIS.....	57.50	72.50
FROM SUPERIOR.....	50.00	74.65	FROM KANSAS CITY..	50.00	65.00
			FROM OMAHA.....	50.00	65.00

Through Fares from all points East and South are available, based upon the fares here shown, via these gateways.

Events and Conventions on Pacific Coast 1909

Alaska-Yukon-Pacific Exposition, Seattle, Wash., June 1 to Oct. 16, 1909.

Annual Rose Festival, Portland, June 7 to 12, 1909.

Rainier National Park and Paradise Valley, from Tacoma by auto or rail, June 1 to Oct. 1, 1909.

National Commandery of Naval and Military Order
of the Spanish American War,

Tacoma, Wash., Sept. 8-10, 1909.

American Association of Park Superintendents,

Seattle, Wash., August 9-11, 1909.

National Association of Retail Grocers,

Portland, Oregon, June 2-5, 1909.

National Association of Mutual Insurance Companies,

Portland, Ore., Aug. 17-19, 1909.

Benevolent Protective Order of Elks,

Los Angeles, Cal., July 11-17, 1909.

National Editorial Association,

Seattle, Wash., July 19, 1909.

Independent Order of Oddfellows,

Seattle, Wash., Sept. 20-25, 1909.

Northern Baptists,

Portland, Ore., June 25-July 2, 1909.

National Undertakers' Association,

Portland, Ore., Sept. 28-Oct. 1, 1909.

National American Woman Suffrage Association,

Seattle, Wash., July 1-7, 1909.

International Epworth League,

Seattle, Wash., July 7-12, 1909.

Amateur Athletic Union,

Seattle, Wash.

American Institute of Banking,

Seattle, Wash., June 21-23, 1909.

Association of American Experimental Stations and

Agricultural Colleges, State University Presidents,

Portland Ore., August 18-20, 1909.

National Association, Farmers' Institute,

Portland, Ore., August 16-17, 1909.

National Irrigation Congress,

Spokane, Wash., August 9-14, 1909.

American Association of Title Men,

Seattle, Wash., August 9-11, 1909.

American Prison Association,

Seattle, Wash., August 16-19, 1909.

Delta Sigma Delta,

Seattle, Wash., July 24, 1909.

National Lumber Manufacturer's Association

Seattle, Wash., June 29-30, 1909.

Swedish-Finnish Temperance Association of America,

Seattle, Wash., July 29, 1909.

Women's Home Missionary Society of M. E. Church,

Los Angeles, Cal., Sept. or Oct., 1909.

Western Bowling Congress,

Seattle, Wash., May 29-June 6, 1909.

U. S. National Guard Association,

Los Angeles, Cal., Sept. 27, 1909.

THE year 1909 is to be a great Convention year for the North Pacific Coast. Practically all the Convention roads this year lead to Seattle, Tacoma, or Portland. The Alaska-Yukon-Pacific Exposition, Seattle, June 1-Oct. 16, with the attractive round trip excursion fares in effect, forms the nucleus of this Convention region.

Aside from the Exposition and the conventions, delegates and travelers will enjoy the trip through the Northwest for its own intrinsic pleasure and value. The country traversed by the Northern Pacific Railway constitutes the very cream and essence of the Northwest. For many miles its route coincides with that followed by the first great explorers of Northwestern territory, Lewis and Clark. It runs through the heart of the old Indian and buffalo country made historic by the many encounters between the various Indian tribes and the old fur traders and early miners, and later by the campaigns against the Indians by Generals Hancock, Terry, Howard, Custer, Miles and Gibbon. Now the buffalo and other game are replaced by cattle, sheep, and horses; the Indians and their tepees by white settlers and their comfortable homes. In a word the country has been transformed

by immigration and irrigation. Even the Indians now have their own irrigation works and farms.

Leaving Northern Pacific eastern terminals, either St. Paul-Minneapolis, or Duluth-Superior, the traveler is carried across the beautiful lake Park Region of Minnesota; then come the fertile grain producing valleys of the Red River of the North and the James River, including the Cities of Fargo and Jamestown and the Missouri River valley at Bismarck and Mandan. Then succeeds the wide upland plains country between the Missouri and the Yellowstone rivers. Now for more than 340 miles, the picturesque valley of the Yellowstone is followed. Here are first seen the wonderful results of irrigation, and on the higher levels "dry farming" is rapidly changing the aspect of the country, while countless herds of cattle and sheep are found. Glendive, Terry, Miles City Forsythe, Billings, Livingston are important towns. Below Glendive is the Government's Lower Yellowstone Reclamation Project covering 67,000 acres, and near Billings that of the Huntley Project covering 30,000 acres, of very fine land. At Billings there is also a 1200 ton beet sugar factory.

At Livingston the side trip to Yellowstone Park by way of the Gardiner Gateway and official entrance is made.

This is the most wonderful part of the west and the tour of the park should be made en route to or from the Coast. It requires six days from Livingston to make the round trip through this "Land of Geysers." The tour is made in large modern stage coaches and there are first class hotels in the park.

The mountains are first crossed between Livingston and Bozeman at the very point where Lewis and Clark crossed them in 1806. Here are found large beds of good bituminous coal.

Winding down through Rocky Canyon, the Gallatin valley is reached. This is a rich, mountain walled valley where grains and grasses grow luxuriantly.

Beyond Logan trains via Helena, the Capital of Montana, follow the interesting canyon of the Missouri river, crossing the Rockies beyond Helena at the Mullan Pass and tunnel.

The route via Butte, the great mining city, following the Jefferson river crosses the mountains at Homestake Pass and Tunnel, and beyond Butte and Anaconda follows the Deer Lodge river and valley to Garrison where the Helena and Butte lines again merge into one.

The Hellgate river and canyon, the latter a wild, rocky, winding gorge, extends from Garrison to Missoula. The ride through this canyon is one of the most interesting to be found among the Rockies.

Missoula is the seat of the University of Montana, and the gateway to the Bitterroot valley, one of the finest irrigation valleys, both scenically and horticulturally, in the entire west.

Beyond Missoula the south line of the Flathead reservation is skirted, the road following the Jocko and Flathead rivers until the Clark Fork of the Columbia river is reached. This reservation will probably be opened to settlement in the summer or fall of 1909, when some very rich land will be transferred from Indian to White ownership.

At Ravalli the Montana National Bison Range for the preservation of a great game animal now nearly extinct, is to be established by the Government, \$40,000 having been appropriated for that purpose.

The Clark Fork is a beautiful stream formed by the junction of the Flathead and Missoula rivers and flowing between high timbered mountains. It expands into Lake Pend d'Oreille, one of the most attractive lakes in the west, the shores of which the train follows for some distance.

Spokane, the metropolis of eastern Washington, on the Spokane river, is a large, very progressive and beautiful city. Northern Pacific railway lines radiate from it in all directions. Evidences of irrigation are seen on all sides, and there are many interesting lakes and outing spots near the city.

Beyond Spokane lies a grain region of great productivity, and after crossing the Columbia river, from Pasco to

Kennewick, the road traverses the noted Yakima Valley and Sunnyside country. Here again are to be seen vast irrigated fields and orchards and in the upper valley the Government has the Tieton and Wapato Reclamation schemes under development. Kennewick, Prosser, Mabton, Toppenish, North Yakima, and Ellensburg are important towns in the valley.

From Pasco the new Spokane, Portland & Seattle railway down the north bank of the Columbia river and an affiliated line of the Northern Pacific, affords a direct and most picturesque route between Portland and Spokane.

Crossing the Cascade range reveals a far different mountain picture from that given by the Rockies. Deep gulches, heavy timber, and two beautiful mountain streams, the Yakima and the Green rivers, form a most effective combination.

The Puget Sound country is a paradise for tourists. The energetic and growing cities of Seattle and Tacoma are very attractive to eastern people. These cities are within a short distance of each other and are connected by frequent Northern Pacific trains, also by boats and trolley cars. Everett, Olympia, Bremerton, the site of the Puget Sound Navy Yard, Port Townsend, Bellingham, Port Angeles, and Vancouver and Victoria, B. C., are other Sound Cities full of interest to travelers and easily accessible by Northern Pacific trains, or by steamers. Mt. Rainier (Tacoma) and Mt. Baker are visible from nearly all of the Sound country. Outing and camping spots, very attractive and unconventional in character, are reached from these cities on the Sound. Among them are Lakes Crescent, Cushman, and Kachess, Alki Point, Paradise Park, Green River Hot Springs, and Steilacoom. The sea coast resorts at Gray's Harbor, Willapa Harbor points, and Moclips, where the beaches and surf are delightful, are connected with Tacoma and Seattle by convenient train service. Good hotels are found at these cities.

The route from the Sound cities to Portland is through a characteristic Northwest Coast country. The Cowlitz and Columbia rivers are important scenic features.

The trains cross the Columbia and Willamette rivers between Vancouver, Wash., and Portland, on large double track steel bridges, among the largest in the world.

Portland, on the Willamette River, is a beautiful city, full of enterprise and is rapidly growing. It commands a view of five snow-white mountains, the most conspicuous being Mt. Hood and Mt. St. Helens.

The trip to Astoria and the sea coast at South and North beaches, by the Astoria and Columbia River Railroad, is one of variety and interest and the ocean as thus seen from near the mouth of the Columbia, is the equal of any ocean view to be found in the United States.




Lake Crescent, Washington, a lovely locality in the Olympic Mountains



Green River Hot Springs, Wash.
Type of numerous Hot Springs resorts in the Northwest along the Northern Pacific

LIST OF HOTELS

LOCATION	NAME OF HOTEL	Capacity	AMERICAN PLAN		EUROPEAN PLAN	
			Rates per Day	Rates per Week	Rates per Day	Rates per Week
SPOKANE, WASH.	Chicago	133 rooms		\$5.50 and up	\$1.25 and up	
" "	Halliday	150 "			1.00 " "	
" "	Madison	150 "			1.00 " "	
" "	Pacific	176 "			.50 " "	
" "	Pedivord	165 "			.75 " "	
" "	Pennington	100 "			1.00 " "	
" "	Ridpath	167 "			1.00 " "	
" "	Spokane	400 "			1.00 " "	
" "	Victoria	82 "			1.00 " "	
" "	White	61 "			.75 " "	
NORTH YAKIMA, WASH.	Bartholet	50 rooms			.50 and up	\$3.00 and up
" "	Empire	84 "			.50 " "	3.50 " "
" "	Pacific	75 "			.50 " "	3.50 " "
" "	Washington	70 "			1.00 " "	
" "	Yakima	125 "			.75 " "	5.00 " "
GREEN RIVER HOT SPRINGS, Wash.	Kloeber	120 guests	\$2.00 and up	\$12 to \$25.00	1.00 and up	5.00 " "
SEATTLE, WASH	Alaska Commercial	95 rooms			.50 and up	
" "	Antlers	102 "			1.00 " "	
" "	Arlington	250 "			.75 " "	
" "	Barker	110 "			1.00 " "	
" "	Berkshire	48 "			1.50 " "	
" "	Boren	63 "	2.00 and up			
" "	Boylston	40 "	2.00 " "			
" "	Broadway	54 "			1.00 " "	
" "	Brunswick	60 "			1.00 " "	
" "	Burke	75 "			1.00 " "	
" "	Burlington	50 "			1.00 " "	
" "	Butler	200 "			1.00 " "	
" "	Butler Annex	200 "	2.50 " "		1.00 " "	
" "	Cecil	125 "			1.00 " "	
" "	Colonnade	107 "			1.00 " "	
" "	Colonial	70 "			1.00 " "	
" "	Diller	140 "			1.00 " "	
" "	Erle	44 "			1.00 " "	
" "	Ferguson	98 "			1.50 " "	
" "	Grand Central	187 "			1.00 " "	
" "	Grand Union	130 "			1.00 " "	
" "	Graystone	68 "	1.50 " "			
" "	Hawthorne	35 "	2.00 " "			
" "	Herald	100 "	2.00 " "			
" "	Irving	55 "	4.00 " "			
" "	Knickerbocker	100 "	2.00 " "			
" "	Lincoln	250 "	3.00 " "		1.50 " "	
" "	Livingston	104 "	3.00 " "		.75 " "	
" "	Madison	74 "				
" "	Majestic	75 "	2.00 " "			
" "	Mansfield	60 "	1.25 " "			
" "	McNaught	60 "	2.50 " "			
" "	New England	61 "			1.00 " "	
" "	Newport	76 "	4.00 " "			
" "	Northern	100 "			1.00 " "	
" "	Otis	90 "	3.00 " "			
" "	Palace	105 "			1.00 " "	
" "	Paxton	50 "			1.00 " "	
" "	Perry	220 "			2.00 " "	
" "	Prince Rupert	87 "	5.00 " "			
" "	Pullman	30 "			1.00 " "	
" "	Rainier-Grand	187 "			1.00 " "	
" "	Raleigh	90 "			1.00 " "	
" "	Royal	50 "			.50 " "	
" "	Ross-Shire	50 "			1.00 " "	
" "	Savoy	210 "			2.00 " "	



Magnificent Mountain Scenery

North Coast Limited Exposition Special Northern Pacific Express Missouri River-Puget Sound Express

These are the Northern Pacific's four electric-lighted daily transcontinental flyers in operation after May 23d. They will provide through service between Chicago, St. Paul, Minneapolis and Puget Sound; through service between St. Louis, Kansas City and the North Coast; and through service to and from the boundary of Yellowstone Park.

LIST OF HOTELS, Continued

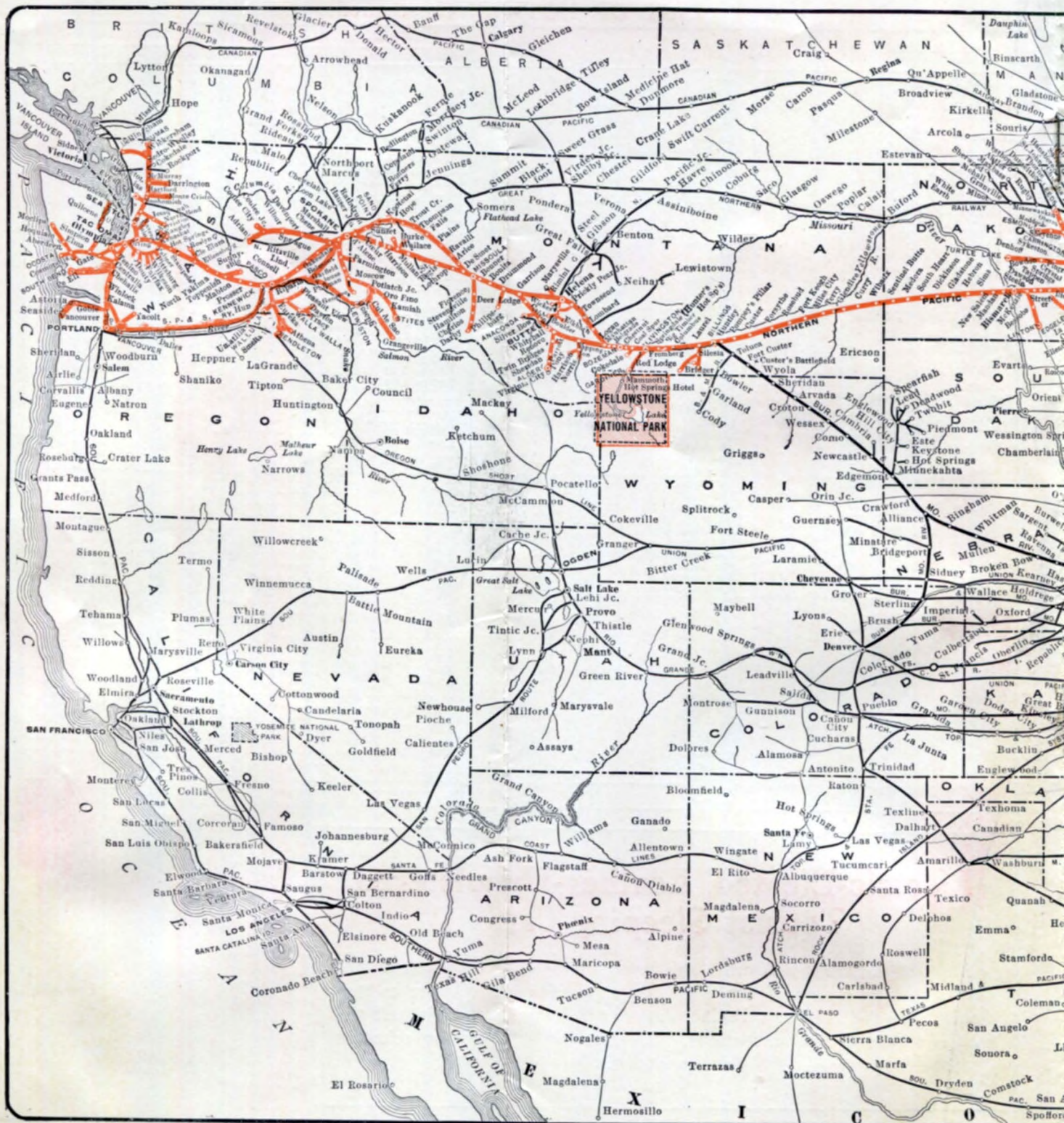
LOCATION	NAME OF HOTEL	Capacity	AMERICAN PLAN		EUROPEAN PLAN	
			Rates per Day	Rates per Week	Rates per Day	Rates per Week
SEATTLE, (Continued)	Seattle	200 "			1.00 "	
" "	Seneca	70 "			1.00 "	
" "	Sorento	153 "			1.00 "	
" "	Stetson	150 "			2.00 "	
" "	Stewart	75 "	\$2.00 "			
" "	Stevens	120 "			1.00 "	
" "	St. Francis	50 "			1.50 "	
" "	Tourist	150 "			1.00 "	
" "	Vernon	40 "			1.00 "	
" "	Washington	250 "			2.50 "	
" "	Washington Annex	165 "			1.50 "	
EVERETT, WASH.	Bay View	81 rooms	\$1.00 and up	\$5.00 and up	\$2.25 and up	\$2.00 and up
" "	Colby	23 "			.50 "	2.50 "
" "	Elk	30 "			.75 "	3.00 "
" "	Majestic	20 "			.50 "	3.00 "
" "	Manila	18 "			.50 "	2.00 "
" "	Merchants	34 "			.75 "	3.00 "
" "	Mitchell	70 "			1.00 "	5.00 "
" "	Royal	34 "			.50 "	5.00 "
" "	Virginia	40 "			.50 "	3.50 "
BELLINGHAM, WASH.	Albany	78 rooms	\$1.00 to 2.00			
" "	Baker	114 "	2.50 to 4.00			
" "	Beck	106 "	.50 to 1.50		.50 to 1.50	
" "	Bellingham	85 "			.50 to 1.50	
" "	Byron	90 "	1.00 to 3.50		1.00 to 3.50	
" "	Sehome	80 "	1.50 to 3.00			
" "	Washington	55 "	1.00 to 2.00			
PORT TOWNSEND, WASH.	Central	30 rooms			.50 and up	
" "	Delmonico	40 "			.50 "	
" "	Franklin	25 "			.50 "	
" "	Majestic	50 "	\$1.00 and up		1.00 "	
" "	Northwestern Sanitarium	50 "	1.50 "			
" "	Prescott	31 "	.50 "		.50 "	
" "	Vienna	31 "			.50 "	
PORT ANGELES, WASH.	Commercial	200 guests	\$2.00		1.00	
" "	Globe	200 "	2.00		1.00	
" "	Merchants	200 "	2.00		1.00	
" "	Office	200 "	2.00		1.00	
LAKE CRESCENT, WASH.	Beardslee Bay	30 rooms	\$2.00			
" "	East Beach	20 "			2.00	
" "	Marymere (P.O., Piedmont)	30 "	2.00			
" "	Mitchell's	40 "	2.00			
" "	Piedmont	30 "	2.00			
" "	Rixon's	25 "	2.00			
VICTORIA, B. C.	Angel	60 guests	\$1.00 and up			
" "	Atlantic	60 "	1.00 "			
" "	Balmoral	200 "	2.00 "		\$1.00 "	
" "	Brunswick	175 "			.50 "	
" "	Clarence	125 "			.75 "	
" "	Dallas	100 "	2.50 "			
" "	Dominion	550 "	2.00 "			
" "	Driard	150 "	2.50 "		1.00 "	
" "	Empress	250 "			2.50 "	
" "	Imperial	50 "			1.00 "	
" "	King Edward	250 "	2.50 "			
" "	Oak Bay	50 "	3.00 "			
" "	Poodle Dog	80 "			1.00 "	
" "	Queen's	100 "	1.00 "		.50 "	
" "	St. Francis	120 "			.50 "	
" "	Victoria	125 "	2.00 "			
VANCOUVER, B. C.	Astor	100 guests			\$1.00	
" "	Austin's	75 "			.75 and 1.00	

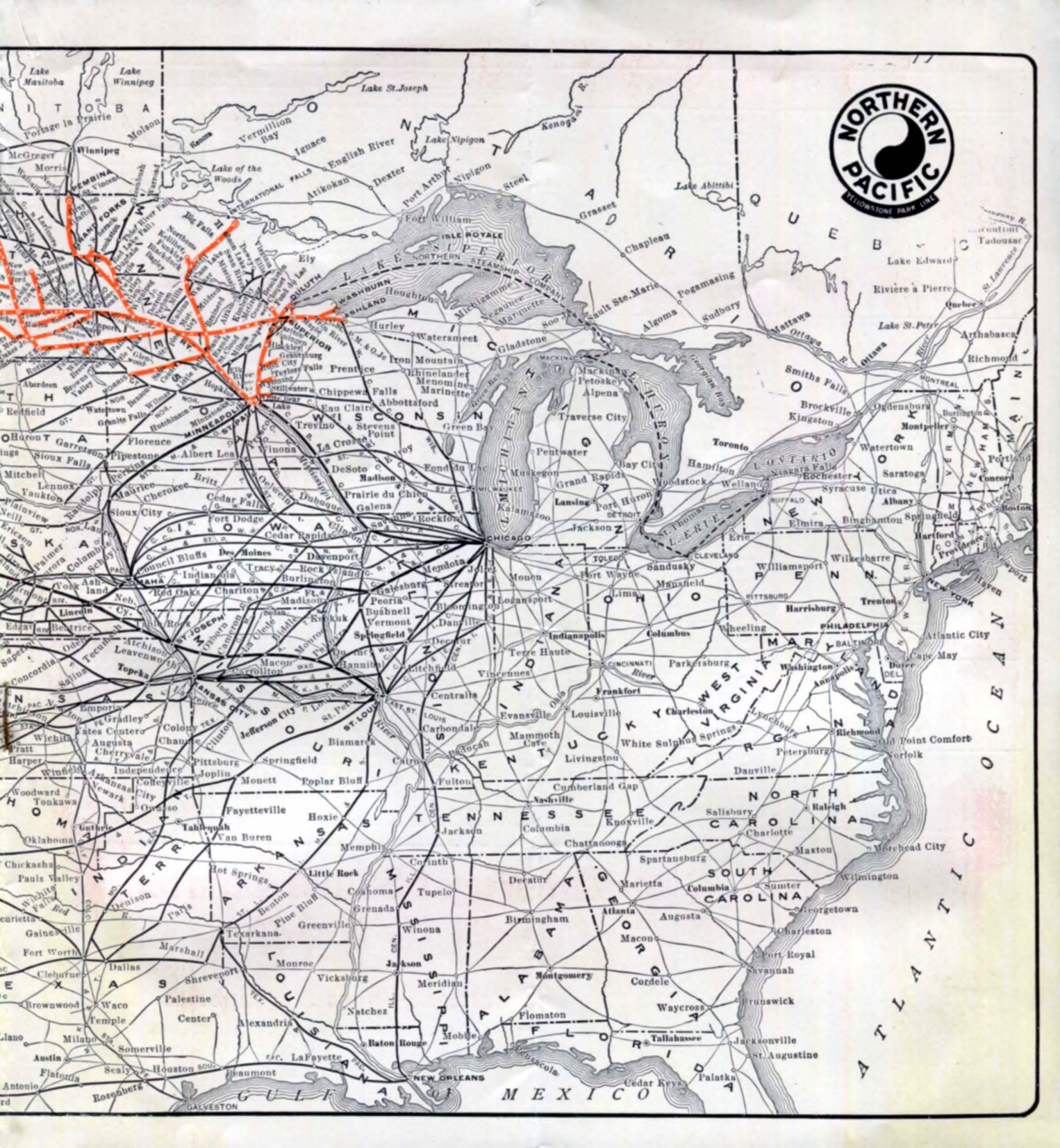
Electric-Lighted, Leather-Upholstered Tourist Sleeping Cars

Soft mattresses, downy pillows, fresh linen daily. A Pullman conductor and porter in charge of the car. It's no sacrifice of comfort to "go tourist" on the Northern Pacific, and the sleeping car fare is half the cost of standard accommodations. See time-table folder for schedule of tourist fares.



The Giant Steed of Steel





LIST OF HOTELS, Continued

LOCATION	NAME OF HOTEL	Capacity	AMERICAN PLAN		EUROPEAN PLAN	
			Rates per Day	Rates per Week	Rates per Day	Rates per Week
VANCOUVER, (Continued)	Badminton	175 guests	\$2.00 and 2.50			
" "	Blackburn	125 "	1.50 and 2.00			
" "	Burrard	100 "	1.50		.75	
" "	Clarendon	75 "	1.00		.50	
" "	Commercial	150 "	1.50			
" "	Dominion	150 "	1.50 and 2.00			
" "	Dunsmuir	175 rooms	2.50 and up			
" "	Empire	65 rooms	1.50 "		.75	
" "	Empress	52 "			.75 and \$1.00	
" "	Irving	60 "	2.50 "		1.00 and up	
" "	Leland	60 guests	1.50		.75 and \$1.00	
" "	Melbourne	40 rooms			1.00	
" "	Metropole	75 "	2.00 and 2.50			
" "	Rainier	85 guests			1.00	
" "	St. Francis	50 rooms	2.50			
" "	Vancouver	300 guests			3.50	
" "	Winters	100 rooms	2.00			
" "	Woods	80 "	2.50 and 3.00			
TACOMA, WASHINGTON	Bonneville	80 rooms	\$2.50 and up			
" "	Bostwick	60 "			.50 and up	
" "	Donnelly	175 "			1.00 "	
" "	Fisher's	60 "			.50 "	
" "	Mason	50 "			.50 "	
" "	Merchants	60 "			.50 "	
" "	Newport	60 "			.50 "	
" "	Park	60 "			1.00 "	
" "	Tacoma	260 "			1.00 "	
" "	Tourist	60 "			.50 "	
MOCLIPS BEACH POINTS, WASH.	Leland	100 guests	\$1.00 to \$2.00	\$5.00 to \$12.00		
" "	Moclips Beach	400 "	2.50 to 3.50	12.50 to 18.00		
" "	Pacific	50 "	1.00 to 2.00	5.00 to 12.00		
" "	Surf	50 "	1.00 to 2.00	5.00 to 12.00		
PORTLAND, ORE.	Belvedere	75 rooms			\$1.00 and up	
" "	Calumet	170 "			1.00 "	
" "	Cornelius	90 "			1.50 "	
" "	Eaton	70 "			1.00 "	
" "	Franklin	80 "			1.00 "	
" "	Hill	100 "	2.00 and up	\$12.50 and up		
" "	Imperial	200 "			1.00 "	
" "	New Scott	84 "			.75 "	
" "	Nortonia	180 "	3.00 "		1.00 "	
" "	Oregon	280 "			1.00 "	
" "	Perkins	160 "			1.00 "	
" "	Portland	350 "			1.50 "	
" "	Seward	125 "			1.50 and up	
ASTORIA, OREGON	Merwyn	55 rooms			1.00 and up	
" "	Northern	75 "			1.00 and up	
" "	Occident	50 "	2.00 "			
SOUTH OR CLATSOP BEACH POINTS, OREGON	Colonial	100 guests	\$1.00 and up			
" "	Commercial	40 "			.50 "	Rooms only
" "	Locksley Hall	100 "	2.00 "			
" "	McGuire	60 "			.50 "	Rooms only
" "	Moore	150 "	2.00 "			
" "	Necanicum Inn	100 "	1.00 "			
" "	Seaside House	120 "	2.00 "			
" "	Stine	50 "	1.00 "			
CHEHALIS, WASHINGTON	Commercial	21 rooms	\$1.00			
" "	Oregon	28 "	1.00 to 2.00			
" "	Rainier	24 "	1.00			
" "	St. Helens	50 "	2.00 to 3.00			
" "	Star	23 "	1.00			
" "	Washington	40 "	2.00 to 3.00			
" "	Winona	27 "			\$.50 to \$1.00	



The Puget Sound Limited

The Puget Sound Limited

is a fast daily train running between Seattle, Tacoma and Portland, carrying dining and modern parlor cars.

The Portland-Vancouver Special

is a new daily train operated between Portland, Tacoma, Seattle and Vancouver, carries modern day coaches, dining car and parlor-observation car.

LIST OF HOTELS, Continued

LOCATION	NAME OF HOTEL	Capacity	AMERICAN PLAN		EUROPEAN PLAN	
			Rates per Day	Rates per Week	Rates per Day	Rates per Week
CHEHALIS, (Continued)	Yakima	15 "	1.50			
HOQUIAM, WASHINGTON	Grayport	70 rooms			\$1.00 and up	
" "	New York	92 "	\$2.50 and up			
LEWISTON, IDAHO	Assemble'	20 rooms			\$1.00 to \$2.00	
" "	Bollinger	78 "			1.00 to 2.50	
" "	De France	107 "	\$1.00 to \$2.00			
" "	Grand	30 "			.75 to \$1.00	
" "	Raymond	60 "			.75 to 2.00	
VANCOUVER, WASHINGTON	Columbia	65 rooms	\$2.00 and up		\$1.00 and up	
" "	St. Elmo	80 "			1.00 " "	
HOOD RIVER, OREGON	Cloud Cap Inn	35 guests	\$4.00	\$21.00		
" "	On north slope of Mt. Hood—7000 ft. above sea automobile and stage from Hood river.					
" "	Mt. Hood	70 rooms	\$1.50 to \$2.50			
" "	Ramona	20 "	1.25			
" "	Waucoma	36 "	1.50 to 2.50			
WHITE SALMON, WASH.	Colburn	30 guests	1.25			
" "	Washington	25 rooms	2.00	\$12.00		
" "	Jewett Farm		2.00	9.00 and up		
COLLINS, WASH.	Collins Hot Springs	50 rooms	2.00	\$12.00		Baths 25 cts each
ABERDEEN, WASHINGTON	Arlington	30 rooms			\$1.00 and up	
" "	Crescent	52 "	\$2.00 and up		1.00 " "	
" "	Gordon	60 "			.50 " "	
" "	Mecca	32 "			.50 " "	
" "	Snyder	41 "			1.00 " "	
" "	Toledo	40 "			.50 to 1.00	
" "	Vendome	36 "			.50 to 1.00	
" "	Washington	106 "			1.00 and up	
" "	Windsor	35 "	\$1.25 to 1.50			
CENTRALIA, WASHINGTON	Centralia	59 "	1.00 to 2.00			
" "	Columbia	24 "	1.00			
" "	Esmond	25 "	1.00			
" "	Harbor	19 "	1.00			
" "	Hawley	20 "	1.00			
" "	Roderick	34 "	1.00			
" "	Royal	10 "	1.00			
NORTH BEACH, WASH., POINTS	Nahcotta, Nahcotta P.O.	50 guests	\$1.25	\$7.00		
" "	Driftwood, Long Beach P.O.	50 rooms	\$2.00			
" "	Portland	100 guests			\$1.50 and up	
" "	The Breakers " "	200 guests	\$2.00 to \$3.50	\$10.00 to \$22.00		
" "	Saltair " "	150 guests	\$2.00	\$12.00		
" "	Taylor's, Nahcotta P. O.	100 guests	\$1.50 to \$2.50	\$10.00 to \$14.00		
" "	Hackney Cottage, Seaview	75 guests	\$2.00	\$12.00 to \$14.00		
" "	Garden Grove, Long Beach	50 rooms	\$1.50	\$10.00		
SOUTH BEND, WASH.	Albee	66 rooms	\$2.00			
" "	Cassells	41 "	1.25 to 1.50		1.25 to 1.50	
" "	Dewey	22 "	1.00			
" "	Stevens	37 "	1.00 to 1.25			
WALLA WALLA, WASH.	Dacres	75 rooms			\$1.00 to 2.50	
" "	Garden City	45 "			.50 to 1.00	
" "	Louvre	33 "			.50 to 2.00	
" "	Palace	88 "			.50 to 1.00	
" "	State	75 "			.50 to 1.00	
" "	Valley	34 "			.50 to 1.00	
" "	Walla Walla	25 "	\$1.25 and up		.50 and up	
LAKE CUSHMAN, WASH.	Cushman House	25 rooms	2.50	\$12.00 to \$15.00		
" "	" "	20 tents				

The Spokane Limited

is a daily flyer between Seattle, Tacoma and Spokane, carrying standard sleeping cars, modern coach and smoking car and cafe-observation car.



From the Streams of Washington

Northern Pacific Dining Car Service



NORTHERN Pacific Dining Car Service is maintained at a uniform standard of excellence throughout. The Company has its own poultry farm near Kent, Washington, visible from the train and marked by a large sign board.

bakery also produces the French pastry, cakes, pies and ice cream served in Northern Pacific diners.

The butter, which by the way, is served unsalted, is secured from the Yakima Valley Creamery. It is put up in four separate

Breakfast	
FRUIT	BAKED APPLES IN SYRUP, 35 ORANGE JUICE IN GLASS, 30 CRANBERRY, 30
CRISPS	CRAPE FRUIT (WHOLE), 30
POULTRY	OATMEAL, WITH CREAM, 30 BROILED WHEAT BREAD, WITH CREAM, 30 CRISP BUTTER, WITH CREAM, 30 TOASTED CORN FLAKES, WITH CREAM, 30
FISH AND OYSTERS	FISH IN SEASON, 60 FRIED OYSTERS (1/2), 40
MEATS	TENDERLOIN STEAK, 80 BURNING STEAK, 80 POTTER HOUSE STEAK (FOR TWO), 1.50 BROILED BUTTER CHICKEN, 80 CRISPED SPINACH CHICKEN, 80 JONES DAIRY FARM SAUSAGE WITH FRIED APPLE, 40 CALF'S LIVER AND SAUSAGE, 40 SUGAR CURED HAM, 40 CHICKEN MINCED, WITH POACHED EGG, 45 HAMBURGER STEAK, CREAM SAUCE, 80
EGGS AND OMELETTES	BAKED, 10 FRENCH FRIED, 15 LYONNAISE OR HAM AND BROWN, 15 HAMBURG IN BUTTER IN CREAM, 30 NORTHERN PACIFIC SPECIAL, 30
DESSERTS	SCRAMBLED, 35 POACHED IN TOAST, 30 PLAIN OMELETTE, 40 TOMATO OMELETTE, 40 CRISPLE OR MUSHROOM, 40
COFFEE, ETC.	COFFEE OR TEA, SERVED IN POTS, 10 CHOCOLATE, PER POT, 15 HOLLAND'S MALTED MILK, 10 MILK SERVED IN INDIVIDUAL BOTTLES, 10

Supper	
APPETIZERS	CHOW CHOW, 15 STUFFED OLIVES, 15
SOUPS	CHICKEN SOUP WITH RICE, 25 CLAM CHOWDER, 25
FISH AND OYSTERS	FISH IN SEASON, 60 FRIED OYSTERS (1/2), 40 OYSTERS ON THE SHELL (1/2), 50
MEATS	ROAST BEEF, 45 SMOKED REEF TONGUE, POTATO SALAD, 30
EGGS AND OMELETTES	BAKED, 10 FRENCH FRIED, 15 LYONNAISE OR HAM AND BROWN, 15 HAMBURG IN BUTTER IN CREAM, 30 NORTHERN PACIFIC SPECIAL, 30
DESSERTS	SCRAMBLED, 35 POACHED IN TOAST, 30 PLAIN OMELETTE, 40 TOMATO OMELETTE, 40 CRISPLE OR MUSHROOM, 40
COFFEE, ETC.	COFFEE OR TEA, SERVED IN POTS, 10 CHOCOLATE, PER POT, 15 HOLLAND'S MALTED MILK, 10 MILK SERVED IN INDIVIDUAL BOTTLES, 10

Sample Menus
Showing Character of Northern Pacific Dining Car Service

This farm has an area of fifty-two acres, and a flock of 11,000 White Leghorn chickens, producing 150 dozen eggs per day.

The Company also has its own bakery at Seattle—three large ovens being operated with a combined oven capacity of 2,400 two-pound loaves of bread per day. The

wrappings of oiled paper to preserve it from contamination. The bread served is also wrapped in tissue paper until cut for the table.

Innovations in railway meal service are the Northern Pacific's methods of serving milk individually in bottles and providing whipped cream for coffee.



Old Faithful Inn

Yellowstone National Park

THE world's most interesting outing spot. Pure air, exhilarating mountain climate, hot mineral springs, spouting geysers, exceptionally fine hotels. Coaching, fishing and sight-seeing make every moment delightful.

The 1909 season is June 5 to September 25.

The best way to see the park is via the **GARDINER GATEWAY**—Official entrance—reached only by the

Northern Pacific Railway

"The Scenic Highway thro' the Land of Fortune"

The unique terminal station at Gardiner, standing but 200 yards from the massive government arch dedicated by President Roosevelt, April 24, 1903, marks the official entrance to the Park. The station is built entirely of great pine logs taken from the forests of the Rocky Mountains, and fronts an attractive area containing a small artificial lake, around which winds the roadway leading through the arch into the "Wonderland of the World."



Coach leaving Gardiner Station for Park Trip

List of Representatives


For full information about fares and routes and for assistance in preparing your itinerary, write to the nearest Passenger Department representative. His address will be found in the following list:

Atlanta, Ga.	J. J. GARTNER, T. P. A.	16 N. Pryor St.
Boston, Mass.	C. E. FOSTER, D. P. A.	207 Old South Bldg.
Buffalo, N. Y.	W. G. MASON, D. P. A.	215 Ellicott Sq.
Butte, Mont.	N. W. Cor. Park and Main Sts.	
Chicago, Ill.	W. H. MERRIMAN, D. F. & P. A.	208 S. Clark St.
Chicago, Ill.	C. A. MATTHEWS, G. A. P. D.	208 S. Clark St.
Cincinnati, Ohio.	J. C. THOMPSON, D. P. A.	40 E. Fourth St.
Des Moines, Ia.	GEO. T. FOYES, T. P. A.	212-214 Century Bldg.
Detroit, Mich.	E. D. ROCKWELL, D. P. A.	Room 423, Majestic Bldg.
Duluth, Minn.	W. H. WHITAKER, D. P. A.	334 W. Superior St.
Duluth, Minn.	J. I. THOMAS, G. A.	334 W. Superior St.
Everett, Wash.	J. T. MCKENNEY, C. P. A.	2825 Colby Ave.
Helena, Mont.	C. O. MARTIN, G. A.	Main and Grand Sts.
Indianapolis, Ind.	E. S. RICHARDS, G. A.	42 Jackson Place
Lewiston, Idaho.	W. E. SMITH, D. P. A.	320 Main St.
Los Angeles, Cal.	W. J. JORDAN, G. A.	545 S. Spring St.
Milwaukee, Wis.	GEO. W. McCASKEY, G. A.	316-317 Ry. Ex. Bldg.
Minneapolis, Minn.	M. E. Harlan, D. P. A.	19 Nicollet Blk.
Montreal, Que.	G. F. McNEILL, C. P. A.	Imperial Bk. Bldg., St. James St.
New York City	G. W. HARDISTY, D. F. & P. A.	319 Broadway
Philadelphia, Pa.	W. F. MERSHON, G. A. P. D.	711 Chestnut St.
Pittsburg, Pa.	P. W. PUMMILL, D. P. A.	305 Park Building
Port Townsend, Wash.	C. E. BRISON, D. P. A.	402 Water St.
San Francisco, Cal.	W. L. CLARK, AGENT	685 Market St.
Seattle, Wash.	T. K. STATELER, G. A. P. D.	1st Ave. and Yesler Way
Seattle, Wash.	A. TINLING, G. A.	1st Ave. and Yesler Way
Spokane, Wash.	J. O. McMULLEN, C. P. A.	Riverside and Howard Sts.
Spokane, Wash.	H. N. KENNEDY, G. A.	Riverside and Howard Sts.
Spokane, Wash.	W. H. UDE, C. P. A.	Riverside and Howard Sts.
St. Louis, Mo.	LEE M. CONREY, T. P. A.	306 Missouri Trust Bldg.
St. Paul, Minn.	D. B. GARDNER, D. P. A.	5th and Robert St.
St. Paul, Minn.	C. P. O'DONNELL, C. P. A.	4th and Broadway
St. Paul, Minn.	C. L. TOWNSEND, D. P. A.	4th and Broadway
Superior, Wis.	L. P. GELLERMAN, D. P. A.	817 Tower, Ave.
Tacoma, Wash.	W. H. MITCHELL, Agent	925 Pacific Ave.
Tacoma, Wash.	C. B. FOSTER, C. P. A.	925 Pacific Ave.
Vancouver, B. C.	W. F. SATER, T. P. A.	430 Hastings St.
Victoria, B. C.	H. SWINFORD, G. A.	Yates and Gov't Sts.
Winnipeg, Man.	E. E. BLACKWOOD, G. A.	341 Main St.
	W. C. HARTNETT, G. A.	

PORTLAND, ORE. A. D. Charlton Assistant General Passenger Agent
ST. PAUL, MINN. G. A. Mitchell Assistant General Passenger Agent
ST. PAUL, MINN. J. C. Poore Assistant General Passenger Agent

J. G. WOODWORTH, A. M. CLELAND,
Traffic Manager, General Passenger Agent,
ST. PAUL, MINN.

New Summer Service Northern Pacific Railway



The North Coast Limited

THE Northern Pacific Railway's new transcontinental passenger train service, effective May 23rd, affords three daily, through, electric-lighted, steam-heated, solid-vestibuled trains between St. Paul-Minneapolis and North Pacific Coast points, and an additional, or fourth, daily, electric lighted train between St. Louis, Kansas City and the North Coast: Tacoma, Portland, Seattle and Spokane. These trains provide standard drawing room sleeping cars, equipped with individual berth lights, commodious leather upholstered tourist sleeping cars, buffet-library-observation cars, new and thoroughly modern day coaches, and exceptionally high-grade dining car service—*a la carte*.

The trains consist of brand new equipment of the various patterns, all of it of particularly strong and heavy steel-framework construction, non-telescopic, designed to insure the maximum of safety.

An innovation this season is the inauguration of daily through service, consisting of both standard drawing room and tourist sleeping cars, between Chicago and the North Pacific Coast, by way of St. Paul and Minneapolis—dining car service all the way.

The "North Coast Limited," (trains 1 and 2), the "Crack Train of the Northwest," is limited in equipment to seven cars (eastbound eight cars)—electric lighted throughout. Its schedule is practically two hours quicker than heretofore. It carries sleeping car passengers *exclusively*, and has, as heretofore, a unique buffet-library-observation car with barber, bath room, a valet for pressing garments, a well-stocked miscellaneous library, the popular magazines and complete correspondence facilities. Two large enclosed rooms afford quarters for those who desire to smoke, and a well-equipped buffet is one of the features. Luxurious

wicker chairs in the spacious observation parlor wide windows and the recessed platform invite a survey of the "Scenic Highway through the Land of Fortune."

Eastbound the "North Coast Limited" carries through standard drawing room and tourist sleeping cars, Puget Sound to Chicago, leaving the Sound 9:00 a. m., arriving Chicago 11:00 a. m., the fourth day—only 72 hours enroute. It also carries through standard sleeping cars, Portland to St. Paul.

In addition to the "North Coast Limited," is the "Exposition Special," trains 5 and 6, carrying standard drawing room and tourist sleeping cars, day coaches and dining cars—all electric lighted.

The third train, Nos. 3 and 4—also electric lighted—known as the "Northern Pacific Express," affords convenient service between the many important cities which the Northern Pacific serves. Train No. 3 carries through standard drawing room and tourist sleeping cars Chicago to Puget Sound, (leaving Chicago 9:20 a. m., and arriving at the Sound at 12:30 noon, on the fourth day.)

The "Missouri River-Puget Sound Express," trains 15 and 16, consisting of standard drawing room and tourist sleeping cars, chair cars, coaches and dining cars, are operated between St. Louis, Kansas City and North Coast points via the Burlington and Northern Pacific lines, by way of Billings.

The through sleeping cars between the East and Portland, will be operated this season over the new Spokane, Portland & Seattle line, along the north bank of the Columbia river, a trip unsurpassed anywhere in point of scenic attractions.

A considerable portion of the route between St. Paul and the Coast is double-tracked and all of the lines in the mountainous districts are protected by block signals.