




THE Olympian Hiawathas
NEWEST MILWAUKEE ROAD SPEEDLINERS



Olympian Hiawathas

To the Hiawatha tribe a new member brings another famous name—the OLYMPIAN HIAWATHA. For many moons the OLYMPIAN sped over the trail from Hiawatha land to where the Olympic mountains rise from the Pacific. And so, for our new train, the name “Olympian” was retained to designate the route of the first transcontinental HIAWATHA.



Hours faster..Years ahead!

YOUR POSTWAR SPEEDLINER IS HERE!

WITH THE PRESENTATION of the new OLYMPIAN HIAWATHA The Milwaukee Road is opening a new day in rail travel. This superb Speedliner operates on a super-speed schedule between Chicago and Puget Sound. It provides a complete range of accommodations to suit your taste and travel budget. It embodies a host of design and engineering improvements. Yet its facilities are yours without extra rail fare.

Right from their giant diesel locomotives on back, the OLYMPIAN HIAWATHAS were designed as units. Each train includes a post-office car of a new type, a baggage car with a comfortable dormitory for crew members, improved Hiawatha reclining seat coaches, Touralux sleeping cars, a Tip Top Grill car, dining car and all-room sleeping cars with the unique Sky Top Lounge.

All of the equipment for the OLYMPIAN HIAWATHAS, with the exception of the all-room sleeping cars, was built in The Milwau-

kee Road's own modern shops at Milwaukee, Wisconsin. Full advantage has been taken of the experience gained through the construction and operation of the famous Hiawatha fleet that has been breaking popularity records since 1935. The new equipment embodies advanced principles of design that are based upon millions of miles of service. Rigid frames and all-welded bodies of tough Cor-ten steel give these cars exceptional strength combined with very moderate weight.


Brilliantly engineered and traveling over a seasoned, well-balanced roadbed, the OLYMPIAN HIAWATHAS give a ride that is a miracle of smoothness and silence. Soaring over the Continental Divide or racing across the great plains, you travel in perfect comfort on these new Speedliners.

... The familiar orange, maroon and silver color scheme of the HIAWATHAS has been given new treatment. The painting scheme of this car is carried throughout the entire train to give it a pleasing unity of design.





*Olympian
Hiawathas*



HIAWATHA LOUNGE COACH . . . 1947 STYLE

**COMFORTABLE RECLINING CHAIRS
IN THE RESTFUL AND ROOMY**

Lounge Coaches


THE MILWAUKEE ROAD has painted the lily by further improving the Hiawatha reclining seat lounge coaches. These airy, spacious cars are scientifically designed for maximum comfort in long distance travel. All seats are reserved.

Each chair is individually controlled, may be adjusted to a deep reclining position and has its own footrest. Fluorescent lights in the outer edge of the deep luggage racks diffuse even, glare-free illumination over all seats. The decorative scheme is varied with alternate cars having green and gold or gray and maroon upholstery, and beige or gray wall panels of linen-finish plastic.

The separate lounging rooms for men and women in the 1947 Hiawatha coaches are exceptionally commodious and provide ample space for dressing and lounging. Each lounge is appropriately decorated with colorful prints by well-known artists and designers.



Your seat is a modern masterpiece orthopedically designed for restful support, and padded with luxurious foam rubber that literally keeps you floating on air.





Each OLYMPIAN HIAWATHA coach seats 52 in the body of the car. Air conditioning is of an advanced type, and there is an electric water cooler.





*Olympian
Hiawathas*



TOURALUX CAR . . . A MILWAUKEE ROAD INNOVATION

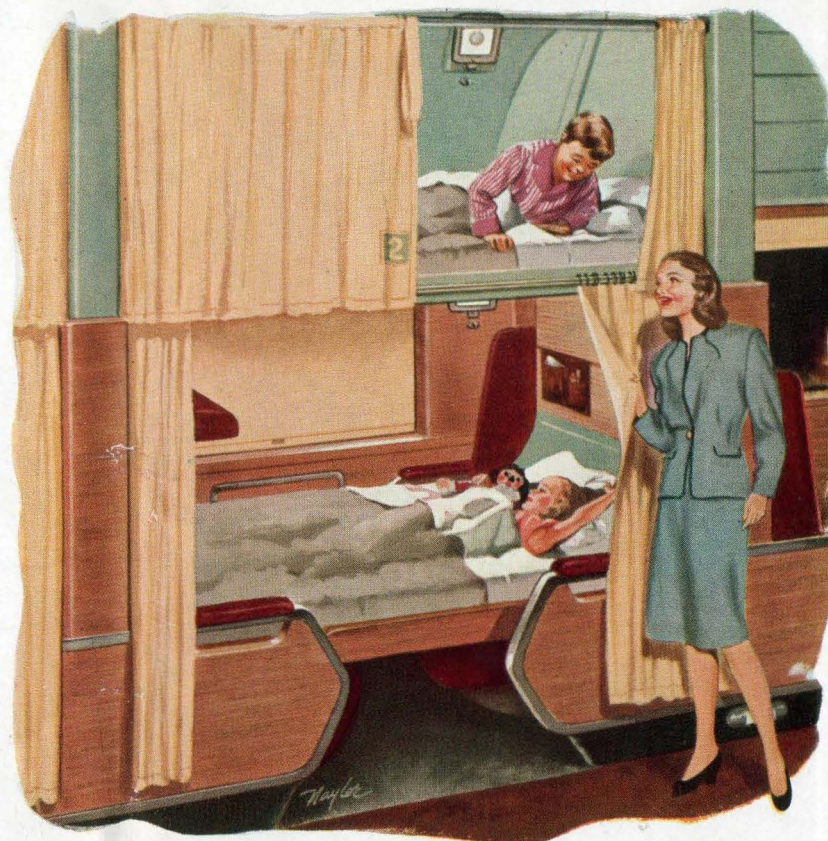
A NEW HIGH IN LUXURY AND
COMFORT AT LOW COST . . .

Touralux Cars


THESE CARS are a feature of the OLYMPIAN HIAWATHAS that is unique with The Milwaukee Road. New in design and construction, and with wider and longer berths, the Touralux cars afford the privacy and comfort of standard sleeping cars, yet the cost of your space is about one-third less and rail fare is little more than in coaches.

Touralux cars contain fourteen sections with upper and lower berths. There is a small, drop-leaf table in each section and the unusually wide windows enable you to enjoy the scenic route to the utmost. The men's and women's lounges are commodious, well-appointed and strike a cheerful decorative note.

These distinctive Touralux cars provide an entirely new type of accommodation. Nothing like them will be found in any other train. Your comfort, day or night, is assured.



Upper and lower berths each have their own individually controlled reading lights and air conditioning. The berths are partially pre-made and may be rapidly prepared for occupancy.



Varied color schemes, wide windows and the use of attractive wood veneer, plastic and painted surfaces lend added charm to the Touralux sleeping cars.





*Olympian
Hiawathas*



TIP TOP GRILL . . . COCKTAIL ROOM SECTION


FOR A SNACK, OR A DRINK,
OR A FRIENDLY CHAT...THE

Tip Top Grill

HERE IS A GATHERING PLACE FOR ALL passengers on the train—an inviting spot for a meal, refreshments or a bedtime snack. The warm and cheerful color scheme, soft lighting and varied seating arrangements all contribute to an atmosphere of friendly informality.

The Tip Top Grill is partially divided into two sections by the central pantry and bar. The restaurant end offers a selection of breakfasts, sandwiches, hot dishes and desserts. In the cocktail lounge, your favorite beverage or fountain specialty is expertly mixed and served.

The gay and original Tip Top Grill—like all cars in the train—has concealed loudspeakers for recorded music and radio entertainment.




Gleaming plastic table tops are circled with comfortable upholstered sofas or chairs. The informal seating plan is interestingly varied.



The cocktail section has six booths seating twenty-four. Nine tables seating eighteen in the restaurant end amplify the facilities of the dining car.



*Olympian
Hiawathas*



DINING CAR . . . ANGLE SEATING FOR EXTRA ROOM


UNUSUAL ANGLE SEATING IN
THIS LOVELY AND DIFFERENT

Dining Car


HERE IS A NEW NOTE in decoration and arrangement. The triangular tables for two and the slightly angled tables for four provide more elbow and serving room, make it easier to enter or leave your seat without disturbing other guests.

Good food appetizingly prepared and expertly served is a tradition on The Milwaukee Road. Mealtime on the OLYMPIAN HIAWATHA will be made even more delightful by the light and airy grace of this dining car. Though there is ample space for forty, the grouping of the tables and the decorative treatment of walls and ceiling tend to divide the car visually into smaller sections and so create an atmosphere of pleasing intimacy.

All passengers on the train will be welcome in the dining car, and may select their meals from a la carte or table d'hôte menus. Prices are moderate.




You'll need no coaxing to respond to the dinner chimes on the OLYMPIAN HIAWATHAS. Stewards, chefs and waiters are all specially selected from able and experienced personnel.



Not a little of the charm of the dining car is due to the unusual table and seating arrangements that are illustrated in this floor plan.



*Olympian
Hiawathas*



ROOMETTE . . . COMPLETE DAY OR NIGHT COMFORT

**PRIVACY FOR ONE PERSON IN
COMPACT AND COMFORTABLE**

Roomettes

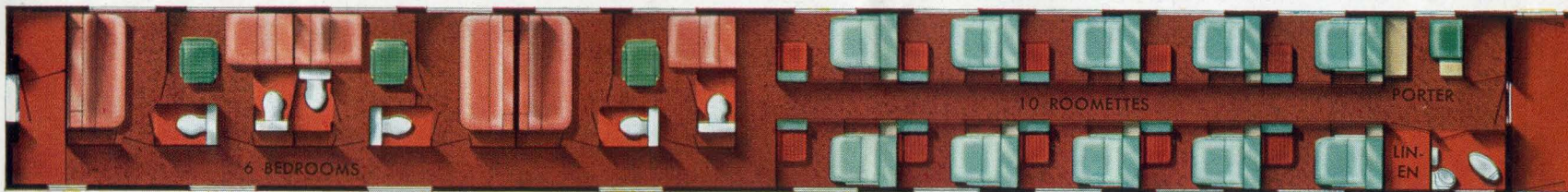
NEAT, COMPLETE AND THRIFTY, roomettes have rapidly gained in popularity with those who travel alone. This type of space provides the day and night privacy of a room, yet the cost is little more than for a standard lower berth.

On the OLYMPIAN HIAWATHA, roomettes are of the newest design, and are tastefully decorated with three walls in beige and the fourth in either rust or light green. Lighting and air conditioning are individually controlled.

Each roomette contains a comfortable lounge seat with arm rests, a folding wash basin, concealed toilet, circulating ice water and 110-volt electric outlet. The pre-made berth—built into the wall—may be drawn down in a jiffy and as readily replaced. It is perfectly convenient to take an afternoon nap if you should wish to do so.



The roomette is readily prepared for night occupancy. The zippered curtain allows plenty of room to stand while pulling down the berth. The steel door may be locked.




This all-room sleeping car contains ten roomettes and six double bedrooms. Bedrooms connect to form suites if desired.





*Olympian
Hiawathas*



BEDROOMS • THE FIRST WITH ENCLOSED LAVATORY

DELIGHTFUL BY DAY OR NIGHT,
SINGLY OR EN SUITE...LUXURIOUS

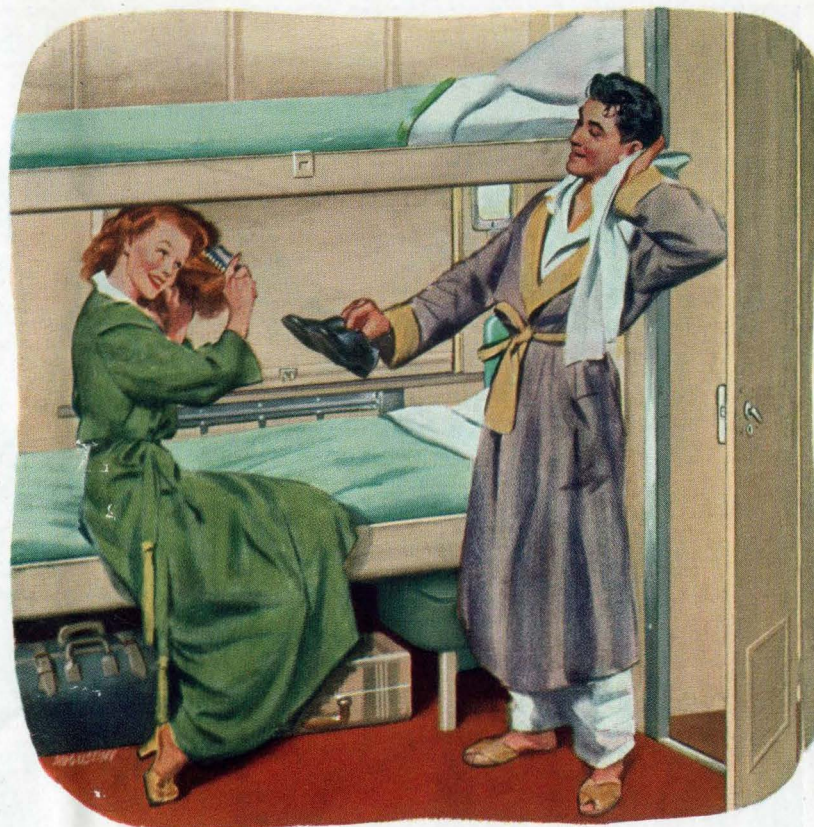
Bedrooms

THE DOUBLE BEDROOMS on the OLYMPIAN HIAWATHA are of a new and improved type. For the first time, each room now contains its own private, *enclosed* toilet and wash basin.

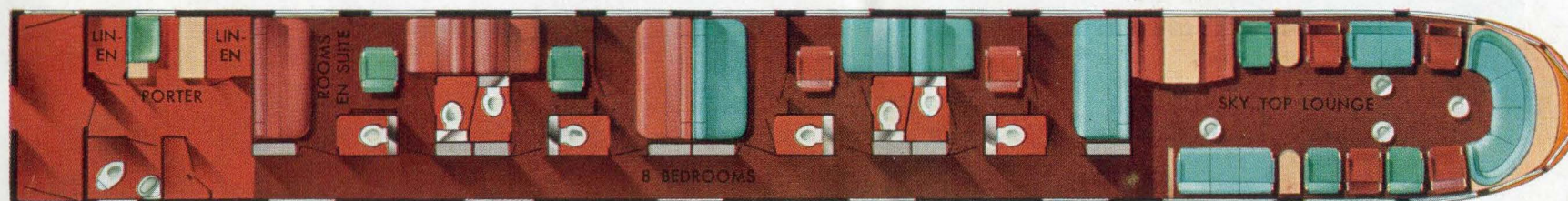
Convenient folding doors between bedrooms make it possible to open two or more rooms into a large, airy suite for family groups or parties. Three walls are of beige, the fourth of either rust or light green. Upholstery is needlepoint in a harmonizing color.

Berths in the rooms are pre-made and may be prepared for occupancy in an instant. The lower is incorporated in the seat back and wall, the upper in a separate drop panel.

Each bedroom and roomette on the OLYMPIAN HIAWATHA has concealed speaker for station announcements. Classic or popular music, or radio entertainment may be tuned in at will.



You'll enjoy a restful sleep in these quiet, completely appointed bedrooms. A folding ladder provides easy access to the upper berth. There are independent reading lights in each berth.



The Sky Top Lounge car includes eight double bedrooms, each with electric outlet, circulating ice water and individual air conditioning and lighting.



Traveling through the Belt, Rocky, Bitter Root or Cascade mountains in the Sky Top Lounge will be an experience you'll long remember. Imagine what it will be like in this car in the moonlight with the bright western stars shining overhead.

**CREST-TO-CANYON
VIEWS OF A MOUNTAIN
WONDERLAND FROM THE**

Sky Top Lounge

THIS DELIGHTFUL ROOM is a unique feature of The Milwaukee Road's OLYMPIAN HIAWATHAS. With its luxurious chairs and its window area carried well up into the roof line, the Sky Top Lounge provides a perfect spot from which to view America's grandest mountain scenery.


The windows are of special glass which is non-fogging, reduces glare and filters out the heat rays of the sun. You can read, chat or smoke in perfect comfort. There is a table for playing cards or writing, end-tables and a library of current magazines.

The Sky Top Lounge is open to passengers in the all-room standard sleeping cars. Reviving a gracious Milwaukee Road custom of pre-war days, a complimentary tea will be served in this room each afternoon at four. A concealed loud speaker will enable passengers to enjoy recorded music or radio entertainment when desired.

PLANNED AND EXECUTED FOR YOUR TRAVEL PLEASURE ON THE *Olympian Hiawathas*

RIGHT FROM END TO END, these Milwaukee Road Speedliners were designed and built to give you the utmost comfort and satisfaction. Styling of the trains was by Brooks Stevens, Industrial Designer.

Innovations include an electrically-controlled braking system that provides exceptionally smooth deceleration. Car stairs retract automatically when doors are closed. There is more space for lounging and additional dining facilities. Menus are amplified by perishable fruits, vegetables and Puget Sound seafoods stored in a special freezer unit. Even the train crews benefit from the comfortable quarters in the dormitory-baggage car at the head of the train which keep them rested and efficient.



(ABOVE) The men's lounge in coaches and Touralux cars employs structural glass both as a decorative device and as a means of separating the smoking and lavatory sections. The slightly angled mirror is well lighted and there is a 110-volt outlet for electric razors.

Dainty and complete, finished in green plastic and ivory, the women's lounge in Hiawatha coaches and Touralux sleeping cars offers all the facilities of a comfortable dressing room. Lighting and mirrors are specially planned for feminine needs.



A MILLION POUNDS OF *Quiet Power*

BETWEEN CHICAGO AND THE TWIN CITIES, the OLYMPIAN HIAWATHAS will be powered by two-unit diesel-electric locomotives. Between the Twin Cities and Pacific terminals, special 6,000 horsepower diesels will be used.

These colorful giants were specially designed and built by Fairbanks-Morse for the Milwaukee Road's transcontinental service. Each three-unit locomotive is 195'-6" overall, weighs just under a million pounds and develops a maximum tractive effort of 166,750 pounds. This is ample to handle a twelve-car train at high speeds even on mountain grades. Top speed is in excess of one hundred miles per hour.


In addition to the regular headlight, each locomotive is equipped with a red, oscillating searchlight that gives warning of the approach of the OLYMPIAN HIAWATHA. A similar light

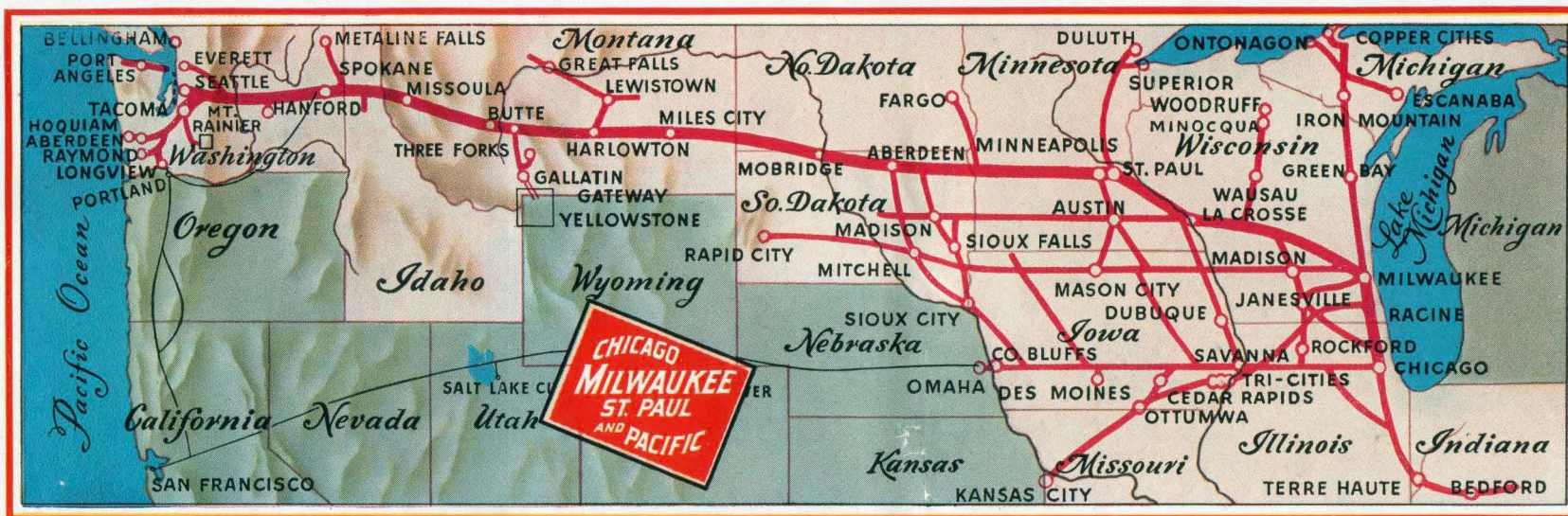
is provided at the rear end of the train and provides an additional safeguard in the event of an unscheduled stop.

Diesel operation over the entire transcontinental route, and a roadbed famous for its smoothness assure maximum silence, cleanliness and comfort on the OLYMPIAN HIAWATHAS.

This smooth-riding truck has the bolster springs and hydraulic shock absorbers placed outside the wheels to reduce sideway. Features are:

- 1—Lateral shock absorber.
- 2—Hydraulic shock absorber.
- 3—Bolster spring.
- 4—Equalizer spring.
- 5—Equalizer.
- 6—Anti-friction bearing.
- 7—Brake cylinder.





THE SCENIC ROUTE BETWEEN CHICAGO AND THE PACIFIC NORTHWEST

NOT ONLY DOES THE MILWAUKEE ROAD traverse a region of unsurpassed beauty, but the schedule of the OLYMPIAN HIAWATHAS is planned so that passengers will travel by daylight through the areas of greatest interest.

Westbound, you see the granite cliffs of Montana Canyon in the rugged Belt mountains, the headwaters of the Missouri, the spectacular Continental Divide of the Rockies, part of the forested Bitter Roots and the western slope of Washington's Cascades. Eastbound you see all of the Cascades, the Continental Divide, Jefferson and Montana Canyons, and the Belts. Traveling in either direction, you enjoy the calm beauty of the Mississippi river valley between the Twin Cities and La Crosse and the pleasingly varied "driftless area" of Wisconsin.

Throughout the run of the train, your window affords fascinating close-up views, from ground level, of scenes that form a panorama of American history. You travel beside rivers ex-

plored by the voyageurs, cross and re-cross the trail of Lewis and Clark, parallel the old Mullan military road. Your trail swings through the rolling majesty of the Minnesota and Dakota wheat country, penetrates giant forests and vast cattle ranges, touches wilderness areas as yet little affected by man.

For scenic delight, for satisfying comfort and for a new appreciation of the pleasure of rail travel, we invite you to ride one of the OLYMPIAN HIAWATHAS on your next trip between Chicago and the Pacific north coast.

WM. WALLACE.....General Passenger Agent, Seattle, Wash.
H. SENGSTACKEN...Ass't Passenger Traffic Manager, Chicago, Ill.
F. N. HICKS..PASSENGER TRAFFIC MGR., CHICAGO, ILL.

THE MILWAUKEE ROAD

The friendly Railroad of the friendly West

