

PULLMAN MARCH OF PROGRESS

*Presenting Six New and
Improved Accommodations*

THE PULLMAN COMPANY



PRINTED IN THE U. S. A.

COPYRIGHT, 1938, THE PULLMAN CO., CHICAGO

Yesterday



A
N
D




Today

NEW PULLMAN ACCOMMODATIONS


IN AN age of rapid progress the development and perfection of facilities for safe, convenient and dependable travel are important. It is only when the present is compared with the past that radical growth and change become evident. So with the Pullman car—year by year changing imperceptibly perhaps, but yet so radically with every year that passes that only a contrast with the past is necessary to observe clearly the magnitude of the transformation.

For more than seventy-eight years Pullman service has represented progress without end. Today Pullman cars blend the highest standards of travel comfort with a friendly service. Comfort, convenience, safety and dependability, combined with economy, have made Pullman service the standard form of transportation in America. In keeping with its continued march of progress The Pullman Company presents six new types of accommodations included in new equipment operating on certain Eastern and Western lines.



The Roomette in daytime service with bed folded into wall, affording passenger complete privacy and plenty of space.

Roomette in night time service. A luxurious bed affording all the comforts of home.



THE "Roomette"

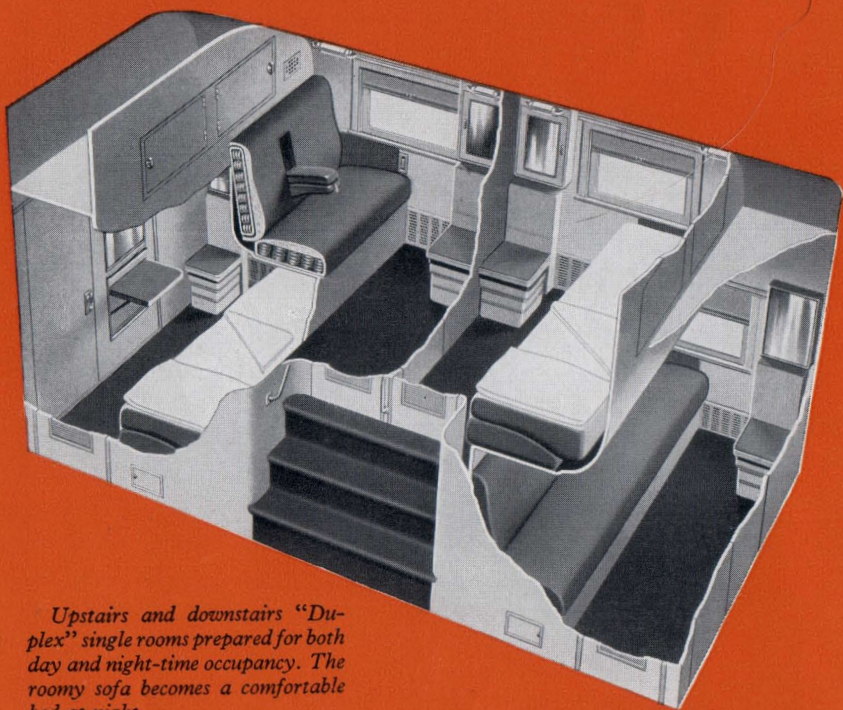
THE "ROOMETTE" is a small completely enclosed, private room containing one bed, affording ideal accommodation for one person. In daytime the bed folds into the wall at one end of the room, and the passenger has a sofa seat of the latest and most comfortable contour, with ample space for lounging, or for undressing before the bed is lowered for the night time arrangement. For dressing the passenger can make the whole room space and its complete toilet facilities available by returning the bed to its niche in the wall. The bed is easily raised or lowered, and a safety ratchet eliminates any possibility of the bed falling during the operation. When the bed is made down for the night it is fastened at the foot by a lock. This is readily released when the passenger desires to raise the bed, and the lock then reverses and holds the bedding in place. The size of the bed, 6 feet 5 inches in length, will appeal to persons over average height.

The door of the "ROOMETTE" can be locked at night, or left open and a curtain drawn across the opening. The patron has many conveniences, such as individual regulation of ventilation, heat and light; complete toilet facilities, with washstand folding into one wall, and above it a mirrored cabinet for toilet articles, with tubular lights on each side; a locker in which to hang clothes and a niche for your golf bag; a large rack for luggage; a vacuum water bottle in cabinet, and a box from which the porter can remove shoes without disturbing the sleeper. Ceiling and reading lights of new design provide ample illumination. One daytime novelty is a movable footrest, available if desired.

As the "ROOMETTE" is completely air-conditioned the passenger can enjoy his pipe, cigar or cigarette, knowing that the smoke will be withdrawn almost immediately through a grilled outlet, and without discomfort to those in adjacent "ROOMETTES."

The rail transportation required in the United States for one person is one rail fare. The Pullman charge for this sleeper service is equivalent to the cost of a lower berth plus $\frac{1}{2}$ of the upper berth fare. In the event two passengers occupy the "ROOMETTE," the Pullman charge is equivalent to 160 per cent of the lower berth rate, each passenger holding his own rail transportation.

Pullman for Safety



Upstairs and downstairs "Duplex" single rooms prepared for both day and night-time occupancy. The roomy sofa becomes a comfortable bed at night.

THE DUPLEX ROOM


THE "DUPLEX" single room embodies all the comforts and conveniences afforded in other Pullman private rooms. In the "DUPLEX" arrangement there are upstairs and downstairs rooms, in other words, the rooms are arranged on two levels. In the daytime there is a large, roomy sofa, that is convertible into a bed. There are individual toilet facilities, with lighting and heating regulated in each room. Good ventilation and comfort in all weather is assured the "DUPLEX" occupant through the air-conditioning system.

The upper room has a locker above the sofa for luggage. In the lower room luggage space is under the sofa and in an overnight rack. The upper and lower rooms are equipped with small lockers, from which the porter can take and replace the shoes of sleeping passengers.

The rooms have many attractive facilities. There is a table that folds against the wall, which may be used for writing, serving meals and other purposes. Arm rests folding into the back of the sofa form a comfortable feature. Ceiling and reading lights are of new design and provide ample illumination. Some of the downstairs "DUPLEX" rooms are *en suite*, and a sliding partition can transform two or more of them into large rooms. Some of the upper rooms have communicating doors. The "DUPLEX" room affords comfortable accommodations for one passenger.

In the United States the rail requirement for one passenger is one rail fare, and the Pullman charge is equivalent to the cost of two upper berths. If occupied by two persons, the Pullman charge is equivalent to the cost of a lower berth plus an upper berth, each holding his own rail transportation.

Pullman for Comfort



In the Double Bedroom the sofa becomes a sleep-inviting bed at night and there is a comfortable berth above the sofa.


THE DOUBLE BEDROOM

THE DOUBLE BEDROOM is an enclosed private room, and contains a wide, comfortable sofa. For night time use this sofa forms a sleep-inviting bed. Above the sofa is an upper berth which similarly makes down into a bed. The bedroom has a private toilet which folds into a cabinet when not in use; also a folding wash basin. A hinged desk provides a writing table as well as a service table for meals. The room is provided with electric lights, separate heat control, an adjustable ventilator in the door, and exhaust fans—all of which allow the occupant to regulate room temperature to suit his desire. Each room is completely air-conditioned. The bed is 6 feet 5 inches long. (In the Single Bedroom there is no berth above the sofa seat.)

A vacuum water bottle for ice water is included as well as clothes hooks and a full length mirror. There is ample room for luggage space beneath the sofa and in a luggage rack. For passengers seeking combined advantages of privacy, comfort and convenience the DOUBLE BEDROOM is an ideal accommodation. Some of the bedrooms are separated by a folding partition that permits the rooms to be kept as individual units, or can be opened to afford the convenience of one large room where a table can be set and a meal enjoyed in complete comfort and privacy. Family groups find this a very convenient and comfortable way to travel.


In the United States the Pullman charge for one person is equivalent to the cost of the upper and the lower berth rates, and the rail transportation required is one rail fare. For two persons the Pullman charge is two lower berth rates, each holding his own rail transportation.

Pullman for Convenience



Compartment in daytime service with a comfortable sofa and lounge chair.

Compartment showing sofa made down into bed and upper berth ready for occupancy.




THE NEW COMPARTMENT

THE NEW COMPARTMENT is another example of obtaining additional space through rearrangement. Gone are the section seats by the windows, replaced (as in the New Drawing Room) by a transverse sofa affording ample lounging space. The upper berth remains above the window, and is at right angles to the convertible sofa-bed. There is space between the sofa and the opposite wall for a comfortable lounge chair. At night the chair is placed under the upper berth where it is still available for lounging and reading. Occupants are therefore provided during the day with a comfortable sofa on which they may sit or recline, and also an easy chair. As in the New Drawing Room, both beds are 6 feet 5 inches in length and of standard berth width.

The NEW COMPARTMENT also has an electric fan, individual regulation of the lighting and ventilation, and thermostatic heat control. Each Compartment is provided with complete toilet facilities, a locker for clothes, a shoebox, and the latest designs in lighting fixtures. There is plenty of space provided for luggage, and air-conditioning applies to each Compartment. For daytime travel there is ample room to seat four passengers comfortably. At night there is a comfortable bed and upper berth, affording the finest in sleeping accommodations.


In the United States the Pullman charge in night service for one person equals twice the lower berth rate. The rail transportation required: in certain parts of the United States only one rail fare, in other sections of the United States $1\frac{1}{10}$ or $1\frac{1}{2}$ rail fares. For two or more persons the Pullman charge is equivalent to the cost of two lowers and an upper berth, each passenger holding individual transportation.

Pullman for Dependability



The spacious Drawing Room affords a living room atmosphere in day service.

In the Drawing Room the folding bed is let down at night. The sofa becomes a bed also, and the upper bed, easy of access, is equally inviting.



THE NEW DRAWING ROOM


SPACIOUSNESS is the impression received by travelers entering the NEW DRAWING ROOM in the daytime, and it is there in reality. The enlargement has been attained by rearrangement of facilities, such as absorbing into the room the space previously occupied by the toilet annex and the entrance lobby, and then building a compact annex in the corner of the room. A longitudinal bed folding into one cross wall has been substituted for the former fixed couch; the section seats by the windows have been removed, with substitution of a long transverse sofa, convertible into an equally long bed (with an upper berth) along one of the cross walls of the room. The folding bed when ready for night service is at right angles to the others, extending along the window wall. Thus we have three beds; the sofa, convertible into a bed and extending along the one cross wall and over this an upper berth, together with the folding bed just described. All three beds are 6 feet 5 inches in length and of standard berth width. When the room is prepared for three persons, with the two full-sized lower beds in place (and the upper also made down) there is still ample dressing space, also easy, unobstructed access to the annex, clothes closet and to the doors to the passage way and adjacent rooms.

For day travel the wall bed disappears, the upper is put away and the third bed becomes a sofa. This leaves ample space for the two comfortable, movable lounge chairs, giving a real living room effect. The chairs are of the folding type, and at night are placed under the bed.

The NEW DRAWING ROOM not only has an electric fan but is provided with individual regulation of lighting and ventilation, and thermostatic control of the heating, which can be regulated to suit individual tastes. There is a large wardrobe; storage space above the annex for luggage, with additional pieces going under the sofa, and a shoebox on the passage way. The lighting consists of an especially designed ceiling fixture and other illumination where needed.


In the United States the Pullman charge in night service for one person is $2\frac{1}{2}$ times the lower berth rate; the rail transportation required is $1\frac{1}{4}$ rail fares in certain parts of the United States and two rail fares in other sections. For two or more persons the Pullman charge is equivalent to $3\frac{1}{2}$ times the lower berth rate with each passenger holding individual rail transportation.

Pullman for Economy



In the Master Room four comfortable chairs are available for day service. The connecting room offers a shower bath in addition to complete lavatory facilities.

At night there are two folding beds each 6' 5" long. A roomy locker provides ample space for clothes and the chairs are placed under the two beds.



THE MASTER ROOM

THE MASTER ROOM represents the ultimate in spacious accommodations. The room is equipped with two folding beds that can be returned to their place in the wall during the daytime, thus affording the occupants complete use of the entire floor space of the room. One of the beds is similarly placed to that in the New Drawing Room, occupying the space next to the windows. The other bed takes the place of the couch and folds up against the aisle wall permitting the installation of a folding partition between the MASTER ROOM and an adjoining Double Bedroom. These accommodations can be had *en suite* and the two rooms can be made into one large room for conferences, family gatherings, etc. The MASTER ROOM is provided with four roomy, comfortable folding chairs for daytime use which are placed beneath the folding beds at night.

The bathroom, which is separate but adjoining and connects with the MASTER ROOM, contains toilet facilities, wash basin, mirrored cabinet for toilet accessories and a roomy shower bath with passenger-control of the water temperature.

The room has an electric fan, individual control of lighting and ventilation and thermostatic control of the heating facilities. There is a shoebox opening on the aisle. The lighting consists of a specially designed ceiling fixture and reading lamps for night use.

In the United States the Pullman charge for night service for one person is 3 times the lower berth fare; the rail transportation required is $1\frac{1}{2}$ rail fares. For two or more persons the Pullman charge is approximately $4\frac{1}{5}$ lower berth fares, each passenger holding individual rail transportation.

Pullman for Friendliness

*PULLMAN is the Safe way to go
and the Sure way to get there*