

For complete travel information write, telephone or call on your nearest Great Northern representative

Atlanta 3, Ga. Room 1307, Atlanta Federal Savings Building, Phone: Alpine 1711.

Bellingham 5, Wash. 212 Kulshan Building, 1324 Cornwall Avenue, Phone: 2111.

Billings, Mont. 301 Electric Building, Phone: 95541.

Boston 16, Mass. Room 7, Little Building, 80 Boylston Street, Phone: Liberty 2-1639.

Buffalo 3, N. Y. 696 Ellicott Square, Phone: Washington 1020.

Butte, Mont. 514 Metals Bank Building, Phone: 3275

Chicago 3, Ill. 142 South Clark Street, Phone: Webster 9-2944.

Cincinnati 2, Ohio. 1008 Traction Building, Phone: Main 3643.

Cleveland 14, Ohio. 1243 Union Commerce Building, Phone: Cherry 1-7137.

Dallas 1, Tex. 1103 Kirby Building, Phone: Sterling 8-3276.

Denver 2, Colo. 601 Railway Exchange Building, Phone: Cherry 3477.

Des Moines 9, Iowa. 305 Equitable Building, Phone: 3-7025.

Detroit 26, Mich. 726 Lafayette Building, 149 Michigan Avenue, Phone: Woodward 2-8398.

Duluth 2, Minn. 302 West Superior Street, Phone: 2-0571.

Everett, Wash. Passenger Station Bond Street, Phone: Bayview 3101.

Fargo, N. D. 701-2 Black Building, Phone: 6614.

Grand Forks, N. D. Great Northern Station, Phone: 4-5511.

Great Falls, Mont. 801 First National Bank Building, Phone: 5481.

Helena, Mont. Placer Hotel Building, Phone: 221.

Kalispell, Mont. Great Northern Freight Station, Phone: 93.

Kansas City 6, Mo. 815 Dwight Building, Phone: Victor 3852.

Los Angeles 14, Cal. Room 1017, Five Ten West Sixth Street, Phone: Vandike 1201.

Milwaukee 3, Wis. 1314 Majestic Building, Phone: Marquette 8-1753.

Minneapolis 2, Minn. 640 Marquette Avenue, Phone: Atlantic 1267.

Minot, N. D. Great Northern Station, Phone: 21-121.

New York 20, N. Y. Room 264, Rockefeller Center, 630 Fifth Avenue, Phone: Circle 5-8328.

Oakland 12, Cal. 611-12 Central Bank Building, Phone: Templebar 2-7672-73.

Philadelphia 2, Pa. 1104 Girard Trust Company Building, Phone: Rittenhouse 6-3275-6.

Pittsburgh 22, Pa. 2001-2 Oliver Building, Phone: Atlantic 1541-1542.

Portland 5, Ore. 607 Southwest Washington Street, Phone: Beacon 7273.

St. Louis 2, Mo. 818-821 Bootmen's Bank Building, Phone: Garfield 2956.

St. Paul 1, Minn. 4th and Minnesota Streets, Phone: Garfield 5588.

San Francisco 5, Cal. 679 Market Street, Phone: Sutter 1-6051.

Seattle 1, Wash. Fourth Avenue at Union Street, Phone: Seneca 0400.

Sioux City 15, Iowa. 518 Benson Building, Phone: 56848.

Sioux Falls, S. D. 604 National Bank of South Dakota Building, Phone: 4-5241.

Spokane 8, Wash. Davenport Hotel, Phone: Main 5141.

Superior, Wis. Union Station, Phone: 7641.

Tacoma 2, Wash. 116 South Ninth Street, Phone: Main 0113.

Toronto 1, Ont. 507 Royal Bank Building, Phone: Empire 4-3992.


Vancouver, B. C. 787 West Georgia Street, Phone: Tallow 4374.

Washington 4, D. C. 303 National Press Building, 14th and F Streets, N. W. Phone: National 1345.

Wenatchee, Wash. Great Northern Station, Phone: 215.

Winnipeg, Man. 414 Main Street, Phone: 925521-2.

Mid-Century EMPIRE BUILDER



P. G. Holmes, Passenger Traffic Manager
Great Northern Railway, Saint Paul 1, Minnesota



James Jerome Hill

THE CAREER of James J. Hill embraced more than the building of a vast railway system. Along the route of the Great Northern he sponsored thriving settlements, introduced diversified farming and new industry. He pioneered in conservation . . . so that the land should be developed but never despoiled. Thus he became famous not only as a great railway builder, but as the "Empire Builder". Continuing the tradition of ever-progressive partnership with the Northwest, Great Northern's finest train carries that same proud title.

NOW . . . the third generation of Empire Builders



The Mid-Century Empire Builder surpasses even those high standards set by the earlier Great Northern fleets . . . which means there is no finer train on the rails today.

Western beauty and Western spaciousness have moved right inside from beyond the view-filled windows. The Ranch, the Lounge Car, the Dining Car—each completely different in style but each completely Western—promise an immediate escape from everyday humdrum.

In coaches and sleeping cars you feel the tranquillity and freshness of the Northwest outdoors. That's because these cars are individualized. Their colors and decorative motifs are drawn from the forests and mountains, the flowers and rivers and lakes seen along the Great Northern route.

Solid comfort is solid all the way through. Rugged structural frames . . . sound-deadening insulation . . . hydraulic shock absorbers . . . anti-rattle devices . . . cushioned springs. The most exacting car-building standards applied to every detail produce the greatest comfort and safety. Smooth riding, no jolts, an even temperature through all the cars is guaranteed by the latest model F7 Diesel locomotives and air filter and conditioning systems.

Distinguished and luxurious as it is, the Empire Builder is economical, too. The finest modern coaches and the widest range of Pullman types provide a choice of accommodation at every price.

And no extra fare! It costs no more to ride the "Newest and Best to the Pacific Northwest"—the Mid-Century Empire Builder.



The Ranch



"They went thataway, pardner!" And you'll want to follow, to the happiest corral on rails. Here you swap tales over refreshments, play games at the sturdy oak tables, have a snack or complete meal at the friendly coffee bar (friendly low prices, too). It's all true Western . . . from beamed ceiling and cedar posts to registered Montana brands on leather panels . . . from the roundup mural to the pinto pony colors on the chairs. Only thing they don't do is buck, thanks to the smooth, steady glide of the Mid-Century Empire Builder. So, ride 'em cowboy, and have fun!




Fresh as a mountain morning, here is a car to stir the sleepest appetite! Airy colors reflect the harmony of the outdoors. Glass partitions, exquisitely carved with highlights of the Great Northern country, divide the dining space into pleasant groups of tables. There's a semi-private alcove at each end. Noise is banished and comfort is built in. Tables have no awkward legs to straddle . . . chairs have bars under the seat for stowing away purses. No waiting in line, for our Passenger Representative visits your car in advance to make your dinner reservation. And, of course, our chefs rise to the occasion with famous Empire Builder meals.

Decorative Notes: Northwest themes on glass panels represent Douglas firs and Cascade Mountains; Minnesota ore docks and an ore freighter; North Dakota farm scene and wheat sheaves; Washington apple trees and fruit.

Call to Superb Cuisine

Dining Car—






Pleasure Cruise in the

Lounge Car

Each car of the spacious Mid-Century Empire Builder offers a change of scene and activity. In the lounge you can order refreshments; enjoy radio programs; write letters at convenient desks; choose your favorite magazine from the reading stand; chat or play cards; or just watch the beauty rolling by outside. Inside, it is equally beautiful. Vivid panels bear the seals of twelve states and Canadian provinces served by the Great Northern. A delicately carved glass screen displays their official flowers. A large wall map gives a pre-view of your Western holiday... the holiday which begins right here in this carefree lounge.

Decorative Note: State flowers shown on glass panel are: Violet, Illinois and Wisconsin; Moccasin Flower, Minnesota; Prairie Rose, North Dakota; Pasque Flower, South Dakota; Dogbane, Montana; Syringa, Idaho; Rhododendron, Washington; Oregon Grape, Oregon; Golden Poppy, California; Crocus, Manitoba; Dogwood, British Columbia.





Your Home on Great Northern—

Pullman


Low Cost . . . High Value

Coaches



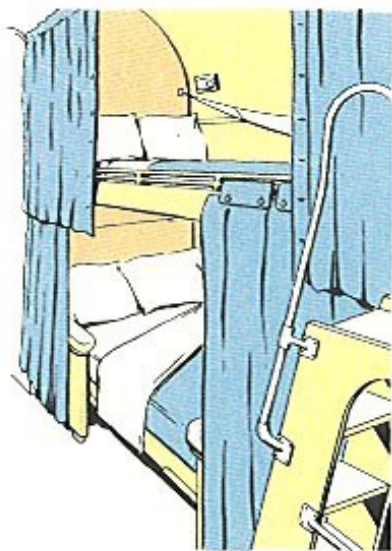
THAT'S COACH TRAVEL on the Mid-Century Empire Builder. A delightful day car, carrying 60 passengers, for trips between intermediate points. An even roomier 48-seat Day-Nite car for the transcontinental tour, for the transcontinental tour. All seats reserved.

EASY RIDING . . . adjustable seats with leg rests form a couch for sleeping . . . wide windows and individual reading lights . . . lounges for women in Day-Nite cars . . . curtained dressing alcoves . . . distinctive styling and color harmony.

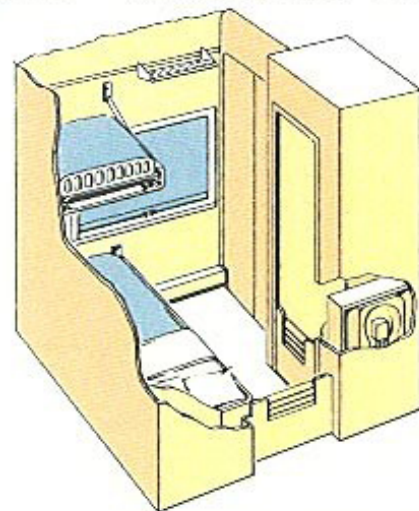


To savor travel in its finest form, select one of the many types of Pullman arrangements on the Mid-Century Empire Builder. Look over the accommodations shown on the following pages. They are designed to meet every travel need. New luxuries and conveniences for pleasant living by day, for refreshing sleep at night. And thoughtful Pullman service gives you even more than the comforts of home. Many rooms have enclosed toilets.

BUILT FOR HOMELIKE SLEEP – RESTFUL... PRIVATE... SECURE

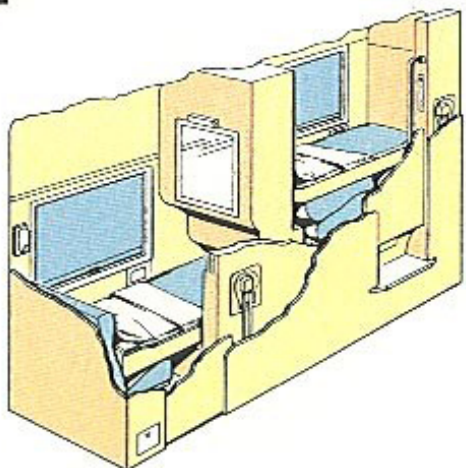


Upper and Lower Berths: Each berth, like the beds in other Pullman rooms, invites sleep with "No Sag" springs and latex foam rubber mattresses. Both upper and lower berths have windows, reading lights, hangers, a shelf for sundries. Zipper curtains enclose section.

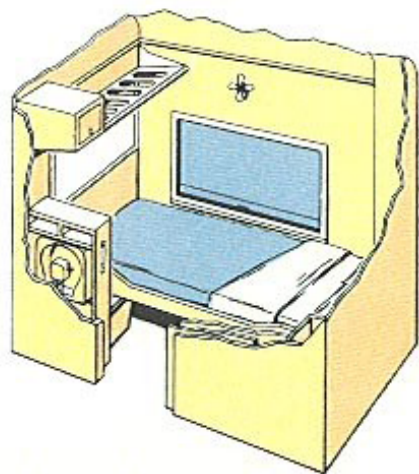
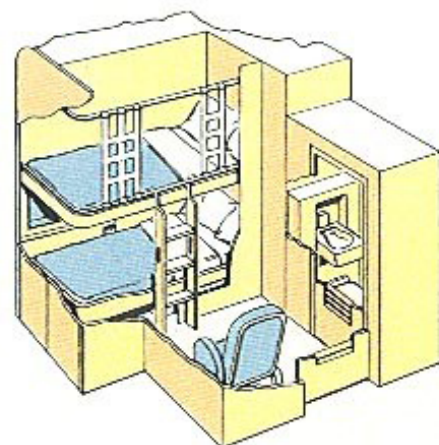


Bedrooms: Porter makes up daytime sofa to form a long, roomy bed. For more than one occupant large upper berth, with safety stairs, is adjusted. Individual reading lights in each space. As in all rooms, set thermostat to temperature you prefer.

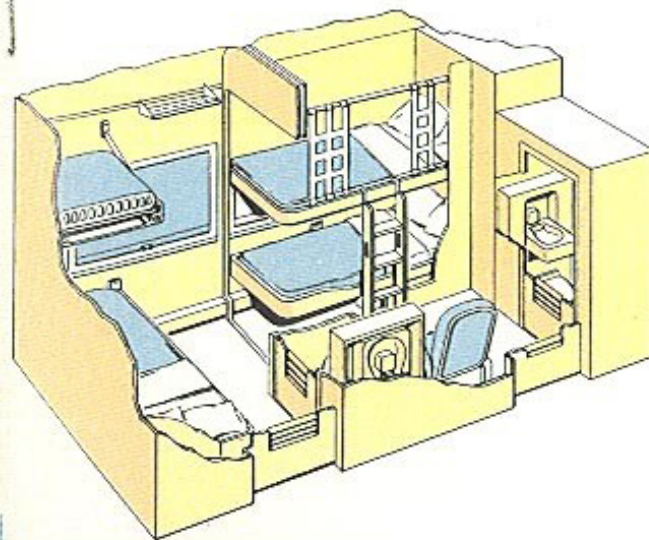
Duplex Roomettes: In aisle-level rooms simply slide bed over the seat. In elevated rooms pull down wall bed. Each bed is pre-made, ready for naps or night use. These and all other rooms described have private washbasin, toilet, and dressing facilities.



Compartment: Provides full-size lower bed and upper berth. Here, and in other rooms, porter is glad to make up berth at any time if one occupant wishes to nap or retire while other reads or writes. Ample room for separate activities and dressing.



Roomettes: Wall handle lowers pre-made bed for sleeping. Upon rising, release safety catch; balanced springs easily tilt bed into wall. When adjusting bed—also in duplex roomettes—close roomette with zipper curtain. For complete privacy, shut and lock sliding door.



Drawing Rooms: Friendly suites by day, separate bedrooms at night, for families traveling together. Porter closes steel sliding wall to form two rooms, each with lower bed and upper berth. Each room contains washstand, toilet, complete dressing facilities.

Open by Day, Tucked In at Night

Berths



Families and groups traveling together—or individuals who like sociable open space—will welcome the novel planning of these moderately-priced upper and lower berths. Novel, because the Mid-Century Empire Builder carries only four sections to a car, which reduces the number of passengers to a comfortable group. No crowding in the women's or men's dressing rooms, located right next to the section end of the car. Plenty of mirrors, dressing tables, space for everybody!

Privacy at Budget Rates

Duplex-Roomettes

For only 10% more than the cost of a lower berth, a duplex roomette on the Mid-Century Empire Builder offers the seclusion of a private office or hotel room. On alternating levels—one off the aisle, the next two steps up—each duplex is a peaceful sleeping room. And much more! Your personal swing-out wash basin and toilet, electric razor plug, ash receptacle, circulating cooled drinking water, every day and night convenience.





Ideal for Single Occupancy

Roomettes

You will notice immediately the many improvements in the new roomettes of the Mid-Century Empire Builder. Somewhat larger than the duplex, the roomette includes an enclosed wardrobe locker and full-length mirror, ample luggage rack . . . and, of course, the same convenient washing and toilet facilities as the duplex type. In all private rooms you control your own weather. Set the thermostat at the temperature you prefer and forget it's cold or hot outside.



Space for Family Groups

Bedrooms

A super-sofa (6 feet, 3 inches long) makes an Empire Builder bedroom actually a daytime living room. Folding arm rests transform the sofa into three seat spaces, if you wish. Extra space for a youngster to play and a capacious upper berth for naps while mother reads or writes at a table below. The sofa is made up into a second large bed at night, with convenient dressing space alongside. Complete washstand equipment; many bedrooms have enclosed toilet.





For a Very Special Trip

Compartments

More spacious than ever before, compartments on the Mid-Century Empire Builder are triumphs of skillful design. An enclosed toilet and lavatory provides additional living room space, provides every appointment desired by the fastidious traveler. The contour window seat and movable lounge chair permit pleasant arrangements for dining and card games. Even when the full size lower bed and upper berth are made up there's extra-generous floor space remaining.



Your Land Cruise Suite

Drawing Rooms

For larger families, or two family groups, a drawing room suite combines congenial daytime living with sleeping privacy. You can really wander around in these expanded rooms. Or entertain, for there is a large sofa, window seat and movable lounge chair in each. Lavatory and toilet are enclosed. At night a sliding steel wall forms two rooms, each with full size lower bed and upper berth, each having its own toilet, washstand and dressing facilities.





Here's an engineer's eye view from the Empire Builder. From this cab your streamlined train is operated—safely, swiftly, smoothly. Modern locomotive controls add much to the comfort and pleasure of your cross-country ride on Great Northern.


Through the Cascade Range in Western Washington, between Wenatchee and Skykomish, Great Northern's line is electrified for locomotives like this. This portion of the route includes the 7.79-mile Cascade Tunnel, longest in the Western Hemisphere.




Mid-Century EMPIRE BUILDER

Powered by newest type Diesel locomotives. Three units on each train furnish 4,500 horsepower to take plains, long grades or mountains at the same steady speed.





THE ROCKIES of the North are dramatic! They rise abruptly from the plains, a sudden wall of purple, green, gold and crimson. Ice-blue glaciers shine on their peaks, hundreds of lakes dot the forests and flowery meadows below.



THE CASCADES—the greatest evergreen forests left on this continent . . . in their midst some of our highest peaks, perpetually snow-covered, with flowers and ferns rioting at their feet . . . a symphony of singing waterfalls and rivers.

ROUTE OF THE

Mid-Century EMPIRE BUILDER

DAYTIME hours are filled with changing beauty along the route of the Empire Builder. You see the brilliant Rockies across the breadth of Glacier National Park in Montana . . . the green abundance of the Cascade Mountains in Washington . . . lively, beautiful cities . . . wide open ranch country . . . historic landmarks and exciting new projects. A wonderful vacationland, a fresh new way to California or British Columbia, from the Mississippi palisades to the inspiring vista of Puget Sound you see the best of the great Northwest when you go Great Northern!

