

2 DEPARTURES EVERY DAY—EACH WAY

SOUTHBOUND—Read Down

Pacific Standard Time

NORTHBOUND—Read Up

STREAMLINED INTERNATIONALS		VANCOUVER, B. C. BELLINGHAM- MOUNT VERNON- EVERETT-SEATTLE Great Northern Railway		STREAMLINED INTERNATIONALS	
359 Daily PM	357 Daily AM			358 Daily AM	360 Daily PM
12 50	8 00	Lv Vancouver, BC.....	Ar	11 59	6 30
1 11	8 22	Lv New Westminster.....	Lv	11 42	6 07
		Lv Crescent Beach.....	Lv	11 15	
1 42	8 52	Lv White Rock.....	Lv	11 10	5 35
		U. S.—Canadian Boundary			
1 51	9 05	Lv Blaine, Wash.....	Lv	11 02	5 25
		Lv Ferndale.....	Lv	10 48	
2 20	9 35	Lv Bellingham.....	Lv	10 33	4 58
	10 15	Lv Burlington.....	Lv	9 55	
3 01	10 25	Lv Mount Vernon.....	Lv	9 48	4 13
	10 38	Lv Stanwood.....	Lv	9 33	
	10 56	Lv Marysville.....	Lv		
3 53	11 12	Lv Everett.....	Lv	9 01	3 22
4 14	11 35	Lv Edmonds.....	Lv	8 36	3 01
4 45	12 10	Ar Seattle.....	Lv	8 05	2 30

Western Star 28 Daily	Empire Builder 32 Daily	SEATTLE-SPOKANE- MINNEAPOLIS- ST. PAUL-CHICAGO Great Northern Railway		Empire Builder 31 Daily	Western Star 27 Daily
10 00	3 15	Lv Seattle.....	Ar	7 50	11 45
10 30	3 48	Lv Edmonds.....	Lv	7 15	11 09
10 49	4 13	Ar Everett.....	Lv	6 50	10 45
11 10	4 13	Lv Everett.....	Ar	6 35	10 27
6 45	11 05	Lv Spokane.....	Lv	11 45	3 30
3 10	6 15	Ar Minneapolis.....	Lv	10 50	10 05
3 50	6 50	Ar St. Paul.....	Lv	10 20	9 30

C. B. & Q. R. R.		S. P. & S. Ry.	
10 20	4 30	Lv Minneapolis.....	Ar
11 30	5 00	Lv St. Paul.....	Ar
8 15	11 15	Ar Chicago.....	Lv
		Lv Portland.....	Ar
9 45	3 00	Ar Spokane.....	Lv
6 00	10 05		

458 Daily	408 Daily	460 Daily	SEATTLE- TACOMA- PORTLAND	457 Daily	407 Daily	401 Daily
5 00	12 30	8 05	Lv Seattle... Ar	1 30	9 30	6 00
6 02	1 26	9 01	Lv Tacoma... Lv	12 35	8 33	4 45
9 15	4 30	12 20	Ar Portland... Lv	9 30	5 30	11 45

11 Daily	9 Daily	CALIFORNIA Southern Pacific		12 Daily	10 Daily
4 45	7 45	Lv Portland.....	Ar	8 15	11 25
8 30	10 45	Ar Oakland (16th St.).....	Lv	4 35	8 00
9 05	10 45	Ar San Francisco.....	Lv	3 50	7 20
7 00	10 20	Ar Los Angeles.....	Lv	6 30	6 20

ALL TRAIN SCHEDULES ARE SHOWN IN STANDARD TIME

Time from 12:01 midnight to 12:00 noon shown in light face type.

Time from 12:01 noon to 12:00 midnight shown in bold face type.

- ①—Train No. 358 connects with the Empire Builder from the East.
- ②—Train No. 359 connects with the Eastbound Empire Builder leaving Everett at 4:13 p.m.
- ③—Tri-Weekly: Sept. 15, 1960 through Dec. 14, 1960, thence Daily Dec. 15, 1960 through Jan. 14, 1961
- ◆—Conditional Stop

S. T. THORSON, General Agent Passenger Department
Fourth Ave. at Union St., Seattle 1, Washington

HARRY CLARK, General Agent Passenger Department,
787 W. Georgia St., Vancouver 1, B. C.

FEATHERSTONE TRAVEL SERVICE, Ltd., Agent
734 Yates Street, Victoria, B. C.

P. G. HOLMES
Passenger Traffic Manager,
St. Paul 1, Minnesota

Convenient Connections with EMPIRE BUILDER WESTERN STAR

Southbound INTERNATIONALS connect at Everett, Washington, and Seattle (King Street Station) with the EMPIRE BUILDER and WESTERN STAR for Spokane, Minneapolis, St. Paul and Chicago. Connections in Chicago for Windsor, Toronto, Montreal and Eastern U. S. cities.

Connections at Seattle for Tacoma, Portland and Spokane.

FOOD AND BEVERAGES

Sandwiches and refreshments by train sales service.

Beverage service in parlor car.

LOW DAILY FARES

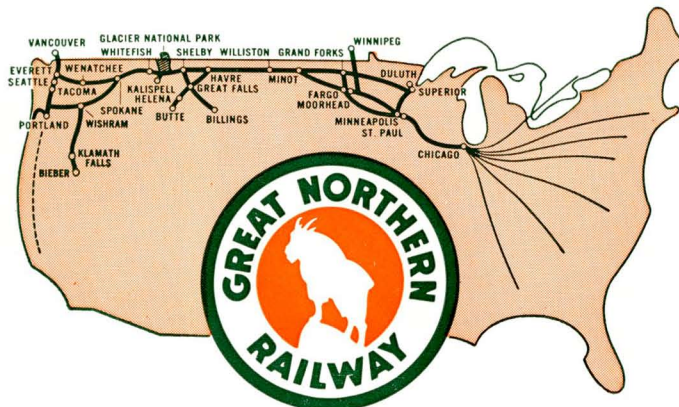
Special low coach fares are in effect daily on the INTERNATIONALS between Vancouver, British Columbia, and Seattle, Washington, and all intermediate stations. There is no tax on tickets purchased in Canada.

FAMILY TRAVEL FARES

When the head of the family pays full fare, all others travel at reduced rates. Ask your travel agent for particulars. Children under 5 free.

BAGGAGE INSPECTION

A customs room aboard the INTERNATIONALS for the inspection of baggage by U.S. and Canadian Customs officers helps speed your trip across the border.



Form 6114 1060

5M

Printed in U.S.A.

Go Great...Go Streamlined

Internationals

between

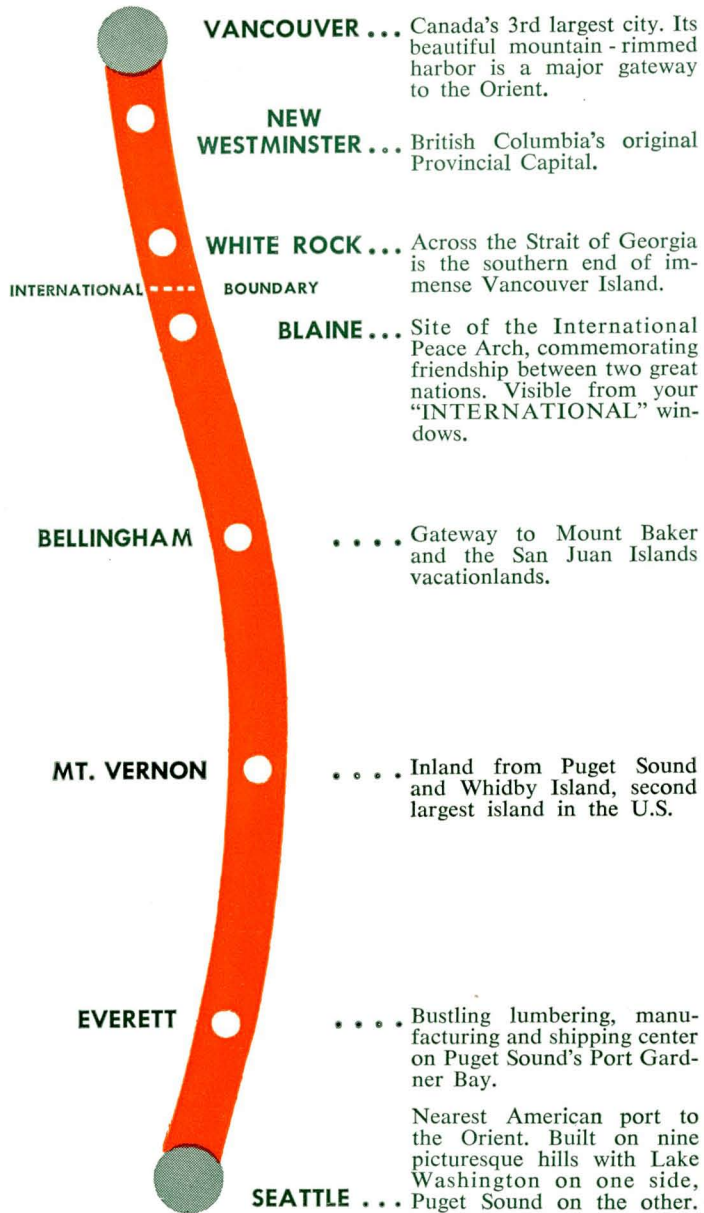
SEATTLE
Washington

VANCOUVER
British Columbia




Great Northern Railway


Scenery's Great...Comfort's Great on the **INTERNATIONALS**




MOUNT RAINIER forms a backdrop for Seattle, largest city in the Pacific Northwest.



THE YACHT HARBOR at Everett, thriving industrial city and third port in size on Puget Sound.



PUGET SOUND sparkles for 154 scenic miles along Great Northern's sea level route.



FRIDAY HARBOR in the San Juan Islands. Pleasure craft stop here for customs inspections.



SNOW-CAPPED Mount Shuksan in the Mount Baker National Forest recreational area.



THE IMPOSING Peace Arch stands astride the Canadian-U.S. border at Blaine, Washington.



VANCOUVER, queen city of British Columbia, Canada's gateway to Alaska and the Orient.



VICTORIA on Vancouver Island, capital of British Columbia. A city of old world charm.

Along Evergreen Shores

For 154 spectacular miles, Great Northern's streamlined **INTERNATIONALS** glide through North America's most varied scenery. You see Puget Sound as you wind along its bays and inlets . . . green and fertile valley

farmlands . . . endless acres of virgin timber . . . thriving cities . . . picturesque villages . . . the mighty Cascades and Olympics. Few other rides show you *so much in so short a distance.*



*RELAXING'S GREAT in the deep, foam-rubber seats of the **INTERNATIONALS'** smooth streamlined coaches.*



*FOOD'S GREAT on the **INTERNATIONALS**—world-famous, and at reasonable cost, in keeping with Great Northern tradition.*



*SCENERY'S GREAT from the wide picture windows of the **INTERNATIONALS'** luxurious parlor lounges.*