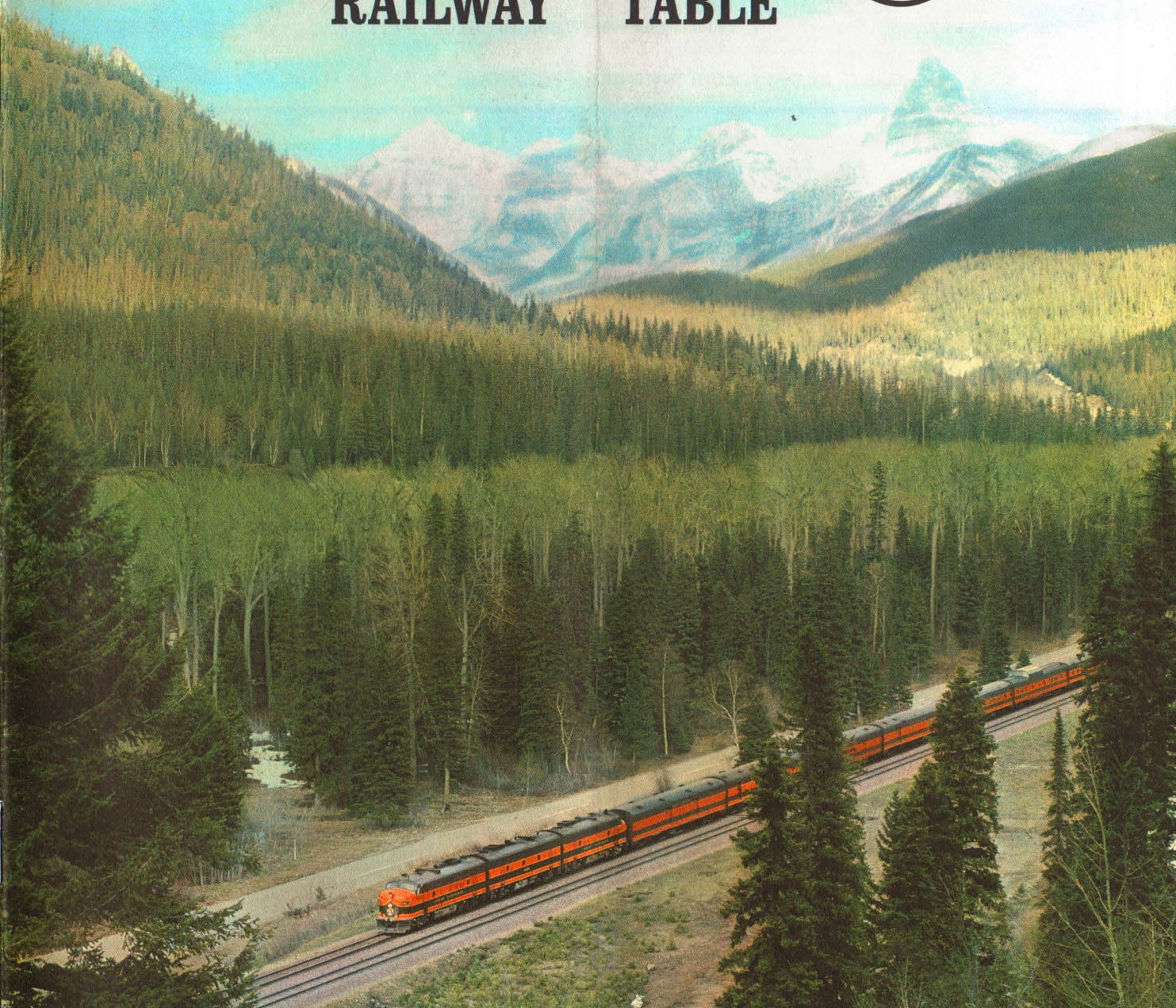


GREAT NORTHERN RAILWAY

SYSTEM TIME TABLE



**EACH WAY, EVERY DAY BETWEEN
CHICAGO AND THE PACIFIC NORTHWEST**

**EFFECTIVE APRIL 24 THRU OCTOBER 29, 1966
ALL SCHEDULES SHOWN IN STANDARD TIME**

DAYLIGHT SAVING TIME IS OBSERVED IN THE FOLLOWING STATES AND PROVINCES SERVED BY GREAT NORTHERN RAILWAY

ILLINOIS.....April 24 thru Oct. 29
 WISCONSIN.....April 24 thru Oct. 29
 MINNESOTA.....April 24 thru Oct. 29
 WASHINGTON.....April 24 thru Oct. 29

OREGON.....April 24 thru Oct. 29
 CALIFORNIA.....April 24 thru Oct. 29
 BRITISH COLUMBIA.....April 24 thru Oct. 29
 MANITOBA.....April 24 thru Oct. 29

ALL SCHEDULES IN THIS FOLDER IN CENTRAL, MOUNTAIN OR PACIFIC STANDARD TIME

TABLE OF CONTENTS

	Page
Altitude of Stations.....	2 and 3
Baggage Handling Information.....	26
Bus Schedules (connecting service).....	16 and 17
Condensed Schedules of Principal Passenger Trains.....	4 and 5
Connecting Rail Lines.....	18, 19 and 20
Equipment of Passenger Trains.....	25
Free Baggage Cart Service.....	22
Passenger Information.....	26
Great Northern Passenger and Freight Traffic Offices and Representatives.....	27 and 28
Index to Stations.....	2 and 3

	Page
Mail Boxes at Stations.....	11
Map—Great Northern System and Connections.....	14 and 15
Passenger Train Schedules—Detailed.....	6 thru 13
Rail—Credit Plan.....	20 and 23
Railroad and Pullman Fares:	
One-way and Round-Trip Rail Fares.....	21 and 22
Pullman Sleeping Car Fares.....	23 and 24
Parlor Car and Pullman Seat Fares.....	23
Coach Seat Charge—(Empire Builder).....	24
Rent-A-Car Service.....	10 and 19
Time Zones.....	26
Transfer Service in Chicago.....	19

SUGGESTIONS TO HELP YOU READ THIS TIME FOLDER

Locate your destination in STATION INDEX contained on pages 2 and 3. The numbers shown opposite each station indicate the TIME TABLES in which the train service to each station is shown.

Numbers shown opposite station names in certain time tables, as, for example, "Duluth 16, 19" refer to other time tables which show connecting or additional train service to such stations.

Time from 12:01 midnight to 12:00 noon is shown by LIGHT FACE figures; time from 12:01 noon to 12:00 midnight by BOLD FACE figures.

Connecting line train and bus schedules appear on pages 13, 16, 17, 18, 19 and 20.

STATIONS IN THIS INDEX APPEAR IN TIME TABLES PRINTED IN THIS FOLDER, BUT DO NOT COMPRISE ALL THE GREAT NORTHERN RAILWAY STATIONS
 Mixed train branch line service is not shown in this folder. For these schedules, consult the nearest Great Northern Agent or the Official Guide.

	Table No.	Altitudes	Table No.	Altitudes	Table No.	Altitudes	Table No.	Altitudes	Table No.	Altitudes		
A												
Acme, Mont.....	7	3617	Ball Club, Minn.⊙	19 1304	Bonnets Ferry, Ida.....	9 1780	Carter, Mont.....	7 3112	Comstock, Minn.....	1 925	Deer Park, Wash.⊙	25 2118
Albany, Minn.....	2	1201	Baring, Wash.....	10 766	Boulder, Mont.....	17 5165	Cascade, Mont.....	17 3378	Conkley, Mont.....	8	Deer River, Minn.⊙	19 1294
Albany, Ore.....	15		Barnesville, Minn.....	2, 3 1025	Bowbells, N. D.⊙	22 1961	Cascade Tunnel, Wash.	10 2883	Conrad, Mont*	7 3505	DeGraff, Minn.....	1 1064
Alderdale, Wash.....	13		Bartlett, N. D.....	5 1534	Bowdoin, Mont.....	6 2220	Cashmere, Wash.....	10 797	Cooks, Wash.....	13	Delano, Minn.....	7 948
Alexandria, Minn.....	2	1390	Battle View, N. D.*	5	Box Elder, Mont.....	7 2682	Castle Rock, Wash.....	12 59	Coon Creek Jct., Minn.		Denbigh, N. D.....	5 1516
Amber, Wash.....	13		Bellingham, Wash.....	11 15	Brady, Mont*.....	7 3535	Cedar, Minn.....	16 904	Coram, Mont.....	8 873	Denver, Colo.....	18 5179
Andover, Minn.....	16	889	Belt, Mont.....	18 3574	Braham, Minn.....	16 956	Centralia, Wash.....	12 183	Coteau, N. D.....	22 3158	Deschutes, Ore.....	14
Angus, Minn.....	3	875	Belton, Mont.....	8 3920	Brantford, N. D.....	4 1528	Chappell, Mont.....	7 2572	Craig, Minn.....	17 3455	Des Lacs, N. D.....	4, 5 1932
Antelope, Mont.....	21	2047	Bemidji, Minn.⊙	19 1351	Breckenridge, Minn.....	1 966	Chelalis, Wash.....	12 188	Crary, N. D.....	5 1488	Devils Lake, N. D.....	5 1466
Argusville, N. D.....	2	889	Bena, Minn.....	19 1311	Bremen, N. D.....	4 1549	Chelsea, Mont.....	6 1979	Crescent Beach, B. C.	11 9	Daveon, Mont.....	6 3114
Argyle, Minn.....	3	850	Benchland, Mont.....	18 4324	Bremerton, Wash. Page	17	Chester, Mont.....	6 3139	Crookston Pass, Sta.....	3	Dike, Ore.....	14
Armington, Mont.....	18	3557	Benge, Wash.....	13 1471	Broadview, Mont.....	18 3855	Chevelah, Wash.⊙	25 1665	Crookston, Minn. 3,		Dodson, Mont.....	6 2291
Arvilla, N. D.....	5	1019	Benson, Minn.....	1 1050	Brook Park, Minn.....	16 1030	Chicago, Ill.....	1, 2 595	Crossport, Idaho.....	9 872	Donaldson, Minn.....	3 831
Asbury, Minn.....	19	1045	Berne, Wash.....	10 2818	Brookston, Minn.⊙	19 1222	Chief Joseph Dam (see	page 17)	Doran, Minn.....	1 978	Donnelly, Minn.....	1 1128
Askov, Minn.....	15		Berrihan, Wash.....	13 351	Browning, Mont.....	8 4466	Chinook, Mont.....	6 2410	Dover, Mont.....	18 4111	Doran, Minn.....	1 978
Atwater, Minn.....	18	1163	Berwick, N. D.....	5 1484	Bruno, Minn.....	16 1154	Churchs Ferry, N. D.....	5 1460	Doyon, N. D.....	5 1512	Dryden, Wash.....	10 948
Auburn, Wash.....	12	100	Bethel, Minn.....	16 931	Brushvale, Minn.....	1 958	Ciency, Wash.....	17 4240	Dassel, Minn.....	1 1090	Duluth, Minn.....	16, 19 610
Aurora, Ill.....	2	650	Big Sandy, Mont.....	7 2703	Burlington, Wash.....	11 36	Cliffs, Wash.....	13 177	Cummings, N. D.....	2 935	Dundas, N. D.....	4 1531
Avery, Wash.....	13		Billings, Mont.....	18 3124	Burlington, N. D.*	5	Clifton, N. D.....	4 1639	Cut Bank, Mont.....	8 3753	Dunkirk, Mont.....	6 3304
Avon, Minn.....	2	1132	Bingen, Wash.....	13	Butte, Mont.....	17 5542	Climax, Minn.....	20 867			Dunsmuir, Cal.....	15
Aylmer, N. D.....	4	1582	Bingham, Minn.....	20 905	Buxton, N. D.....	2 935	Cloquet, Minn.....	19 1195			Duquette, Minn.....	16 1149
			Bison, Mont.....	8 4897			Coburn, Minn.....	19 1287			Dutton, Mont*.....	7 3716
			Blackberry, Minn.⊙	19 1304			Cokato, Minn.....	1 1056	D			
			Blackfoot, Mont.....	8 4152	C		Colburn, Idaho.....	9 2175	Dalton, Minn.....	2 1352	E	
			Blacktail, Mont.....	8 4664	Camas, Wash.....	13 46	Colfax, Wash.....	24 1966	Dant, Ore.....	14	East Dubuque, Ill.....	1, 2 613
			Blaine, Wash.....	11 24	Camden, Wash.....	9 1916	Collegeville, Minn.....	2 1095	Darwin, Minn.....	1 1136	Dassel, Minn.....	1 1090
			Blair, Mont.....	6 1928	Camden, Wash.....	9 1916	Collins, Mont.....	7 3514	Davis, Cal.....	15	Davidson, Ore.....	14
			Blaisdell, N. D.....	4 5 29264	Campbell, Minn.....	1 988	Columbia Falls, Mont.	8 3095	Dean, Wash.....	9 1835	Davis, Cal.....	15
			Bluestem, Wash.....	10 2333	Carlisle, Minn.....	2 1230	Columbia River, Wash.	10 608			E. Grand Forks, Minn.	19 836
			Blythe, Mont.....	18 3792	Carlton, Wash.....	23						

⊙Bus and Freight Service only.

*Bus Service only.

CONDENSED SCHEDULES—PASSENGER TRAINS

STANDARD TIME

Incomparable EMPIRE BUILDER

Detailed Schedules Begin on Page 6, Table 1

West—Read Down		East—Read Up		
Example by days	Empire Builder	Miles	Empire Builder	Example by days
	31 Daily		32 Daily	
Central Standard Time				
Burlington Route				
Mon	2 30	0	Lv Chicago.....Ar 2 00	Wed
Mon	9 15	427	Ar St. Paul.....Lv 7 15	Wed
Great Northern Railway*				
Mon	9 50	0	Lv St. Paul.....Ar 6 35	Wed
Mon	10 15	11	Ar Minneapolis.....Lv 6 05	Wed
Mon	10 20	11	Lv Minneapolis.....Ar 5 55	Wed
Tue	12 05	102	" Willmar.....Lv 4 00	Wed
Tue	1 57	215	Lv Breckenridge....." 1 48	Wed
Tue	2 43	262	Ar Fargo.....Lv 12 50	Wed
Tue	2 56	262	Lv Fargo.....Ar 12 37	Wed
Tue	4 55	386	Lv New Rockford.....Lv 10 42	Tue
Tue	6 35	495	Ar Minot.....Lv 9 03	Tue
Tue	6 46	495	Lv Minot.....Ar 8 50	Tue
Tue	8 56	615	Ar Williston.....Lv 6 40	Tue
Mountain Standard Time				
Tue	8 05	615	Lv Williston.....Ar 5 30	Tue
Tue	▲ 9 45	721	" Wolf Point.....Lv ▲ 3 35	Tue
Tue	▲ 10 40	771	" Glasgow....." ▲ 2 41	Tue
Tue	▲ 11 40	836	Lv Malta....." ▲ 1 25	Tue
Tue	12 55	924	Ar Havre.....Lv 11 55	Tue
Tue	③ 3 50		Ar Great Falls.....Lv ③ 8 45	Tue
Tue	1 05	924	Lv Havre.....Ar 11 45	Tue
Tue	f 2 05	985	" Chester.....Lv f 10 41	Tue
Tue	2 50	1028	" Shelby....." 9 55	Tue
Tue	▲ 3 25	1052	Lv Cut Bank....." ▲ 9 25	Tue
Tue	6 40	1179	Ar Whitefish.....Lv 6 10	Tue
Tue	6 45	1179	Lv Whitefish.....Ar 6 05	Tue
Tue	▲ 8 50	1295	Lv Libby.....Lv ▲ 3 38	Tue
Tue	9 15	1314	Ar Troy.....Lv 3 15	Tue
Pacific Standard Time				
Tue	8 15	1314	Lv Troy.....Ar 2 15	Tue
Tue	11 15	1453	Ar Spokane.....Lv 11 10	Mon
Tue	11 45	1453	Lv Spokane.....Ar 10 40	Mon
Wed	2 01	1575	" Ephrata.....Lv 8 24	Mon
Wed	3 10	1627	Ar Wenatchee.....Lv 7 18	Mon
Wed	3 20	1627	Lv Wenatchee.....Ar 7 10	Mon
Wed	⑥ 6 25	1749	Ar Everett.....Lv 3 58	Mon
Wed	6 45	1749	Lv Everett.....Ar 3 58	Mon
Wed	7 10	1764	Lv Edmonds.....Lv ♦ 3 31	Mon
Wed	7 45	1782	Ar Seattle.....Lv 3 00	Mon
Wed	8 57		Ar Tacoma.....Lv 12 35	Mon
Spokane, Portland & Seattle Ry.				
	1 Daily	Miles	2 Daily	
Tue	11 40	0	Lv Spokane.....Ar 10 00	Mon
Wed	2 30	148	Ar Pasco.....Lv 7 20	Mon
Wed	4 45	273	" Wishram....." 5 00	Mon
Wed	6 35	370	" Vancouver, Wash... " 3 22	Mon
Wed	7 00	380	Ar Portland.....Lv 3 00	Mon

COACH SEAT CHARGE ON GREAT NORTHERN

WESTERN STAR

Detailed Schedules Begin on Pages 6 and 7, Tables 1 and 2

West—Read Down East—Read Up

Example by days	Western Star	Central Standard Time	Western Star	C.B.&Q. Zephyr	Example by days
	47 Daily		48 Daily	24 Daily	
Burlington Route					
Mon	9 30	Lv Chicago.....Ar	6 40 [Ⓢ]	9 55	Wed
Tue	6 15	Ar St. Paul.....Lv	10 15	3 15	Wed
Great Northern Railway*					
	27 Daily		28 Daily		
Tue	8 30	Lv St. Paul.....Ar	3 10	3 10	Wed
Tue	8 55	Ar Minneapolis.....Lv	2 40	2 50	Wed
Tue	9 10	Lv Minneapolis.....Ar	2 30		Wed
Tue	10 20	" Litchfield.....Lv			Wed
Tue	10 55	" Willmar.....Ar			Wed
Tue	11 25	" Benson.....Lv			Wed
Tue	11 55	" Morris.....Lv			Wed
Tue	1 02	" Breckenridge.....Ar			Wed
Tue	1 05	" Wahpeton.....Lv			Wed
Tue		" St. Cloud....."	1 03		Wed
Tue		" Sauk Centre....."	12 19		Wed
Tue		" Alexandria....."	11 52		Wed
Tue		" Fergus Falls....."	11 02		Wed
Tue		" Barnesville....."	10 18		Wed
Tue	1 53	" Moorhead....."	9 50		Wed
Tue	2 10	" Fargo....."	9 47		Wed
Tue	4 22	" New Rockford....."	7 42		Wed
Tue	6 25	Lv Minot....."	5 50		Wed
Tue	8 50	Ar Williston.....Lv	3 15		Wed
Mountain Standard Time					
Tue	8 05	Lv Williston.....Ar	2 05		Wed
Tue	11 06	Lv Glasgow.....Lv	11 00		Tue
Wed	2 40	Ar Havre.....Lv	8 20		Tue
Wed	6 20	Ar Great Falls.....Lv	5 00		Tue
Wed	3 00	Lv Havre.....Ar	8 00		Tue
Wed	5 05	" Shelby.....Lv	6 24		Tue
Wed	5 40	" Cut Bank....."	5 45		Tue
Wed	f 7 00	" Glacier Park....."	f 4 37		Tue
Wed	f 8 45	" Belton....."	f 2 44		Tue
Wed	9 11	" Columbia Falls....."	2 13		Tue
Wed	9 40	Lv Whitefish....."	1 55		Tue
Wed	12 25	Ar Troy.....Lv	10 30		Tue
Pacific Standard Time					
Wed	11 30	Lv Troy.....Ar	9 25		Tue
Wed	2 45	Ar Spokane.....Lv	6 15		Tue
Wed	3 30	Lv Spokane.....Ar	5 30		Tue
Wed	5 44	" Ephrata.....Lv	3 08		Tue
Wed	6 02	" Quincy....."	2 44		Tue
Wed	7 05	" Wenatchee....."	1 50		Tue
Wed	10 00	Ar Everett.....Lv	10 25		Mon
Wed	10 10	Lv Everett.....Ar	10 15		Mon
Wed	10 37	Lv Edmonds.....Lv	♦ 9 53		Mon
Wed	11 15	Ar Seattle.....Lv	9 15		Mon
		Tacoma.....Lv	7 23		Mon
Spokane, Portland & Seattle Railway					
	3 Daily		4 Daily		
Wed	8 25	Lv Spokane.....Ar	5 00		Tue
Thur	4 40	Lv Vancouver.....Lv	9 15		Mon
Thur	5 05	Ar Portland.....Lv	8 50		Mon

Connects with C. B. & Q. Zephyr

*Conditional stop. See Tables 6 and 8.
 ■Westbound Empire Builder and Western Star will stop to discharge revenue passengers.
 ♦Eastbound Empire Builder and Western Star will stop to receive revenue passengers.
 Ⓢ—Connecting GN Bus Service Between Havre, Mont. and Great Falls, Mont.
 Ⓢ—Passengers on Train 31 destined for Vancouver line Train 358, must transfer at Everett, Washington.
 ★Equipment for these trains shown on page 25.

*The Western Star stops at Glacier Park and Belton, eastern and western rail entrances to Glacier National Park, mid June thru mid September.

f—Flag stop for revenue passengers.

Ⓢ—Thursday AM arrival—based on example by days at right-hand column.

★Equipment for these trains shown on page 25.

For connections to and from California see Table 15.

Time from 12:01 midnight to 12:00 noon shown in light face type; time from 12:01 noon to 12:00 midnight shown in heavy face type.

The RED RIVER
BETWEEN ST. PAUL-MINNEAPOLIS-FARGO
Detailed Schedule on Pages 6 and 7, Table 1 and 2

Read Down Read Up

	11 Daily	Central Standard Time	14 Daily	
.....	4 45	Lv St. Paul.....Ar	9 55
.....	5 10	" Minneapolis.....Lv	9 25
.....	6 25	" St. Cloud....."	
.....	7 19	" Sauk Centre....."	
.....	7 48	" Alexandria....."	
.....	8 47	" Fergus Falls....."	
.....	9 37	" Barnesville....."	
.....		" Litchfield....."	7 50
.....		" Willmar....."	7 17
.....		" Benson....."	6 35
.....		" Morris....."	6 05
.....		" Breckenridge....."	5 02
.....		" Wahpeton....."	4 46
.....	10 10	" Moorhead....."	4 03
.....	10 15	Ar Fargo.....Lv	4 00

The WINNIPEG LIMITED
BETWEEN ST. PAUL-MINNEAPOLIS-WINNIPEG
Detailed Schedule on Page 7, Tables 2 and 3

Read Down Read Up

	7 Daily	Central Standard Time	8 Daily	
.....	7 30	Lv St. Paul.....Ar	7 20
.....	7 55	Ar Minneapolis.....Lv	6 50
.....	8 10	Lv Minneapolis.....Ar	6 40
.....	9 21	Ar St. Cloud.....Lv	5 15
.....	9 30	Lv St. Cloud.....Ar	5 10
.....	10 21	" Sauk Centre.....Lv	4 27
.....	10 46	" Alexandria....."	3 54
.....	11 40	" Fergus Falls....."	2 59
.....	12 29	" Barnesville....."	2 21
.....	1 02	Lv Moorhead....."	1 50
.....	1 05	Ar Fargo.....Lv	1 47
.....	1 15	Lv Fargo.....Ar	1 37
.....	f 1 52	Lv Hillsboro.....Lv	f 12 48
.....	2 30	Ar Grand Forks.....Lv	11 55
.....	2 54	Lv Grand Forks.....Ar	11 33
.....	3 29	" Crookston Passenger Sta.....Lv	11 00
.....	4 10	" Warren....."	10 20
.....	7 50	Ar Winnipeg.....Lv	6 45

PACIFIC COAST LINE TRAINS
BETWEEN SEATTLE, TACOMA AND PORTLAND

Read Down Read Up

U.P. 458 Daily	N.P. 408 Daily	G.N. 460 Daily		U.P. 457 Daily	G.N. 459 Daily	N.P. 407 Daily
King St. Station	King St. Station	King St. Station	Pacific Standard Time	Union Station	King St. Station	King St. Station
5 00	11 15	8 05	Lv Seattle.....Ar	1 30	5 30	8 15
5 52	12 02	8 57	Ar Tacoma.....Lv	12 35	4 33	7 23
5 56	12 05	9 01	Lv Tacoma.....Ar	12 27	4 25	7 19
6 38	12 47	9 43	" East Olympia.....Ar	11 46	f 3 44	6 38
7 02	1 10	10 07	" Centralia.....Lv	11 23	3 21	6 17
7 09	1 17	10 14	" Chehalis....."	11 13	3 11	6 09
7 54	1 58	10 59	" Kelso-Longview....."	10 31	2 29	5 25
8 38	2 38	11 43	Ar Vancouver, Wash....."	9 51	1 49	4 48
9 00	3 00	12 05	Ar Portland.....Lv	9 30	1 30	4 30

The GOPHER AND THE BADGER
BETWEEN ST. PAUL-MINNEAPOLIS-SUPERIOR-DULUTH
Detailed Schedule on Page 16, Table 16

Read Down Read Up

	Gopher 20 Daily	Badger 24 Daily	Central Standard Time	Badger 23 Daily	Gopher 19 Daily
.....	4 30	7 45	Lv St. Paul.....Ar	11 00	8 00
.....	4 52	8 05	Ar Minneapolis.....Lv	10 40	7 35
.....	5 00	8 10	Lv Minneapolis.....Ar	10 35	7 30
.....	5 43	9 02	" Cambridge.....Lv	9 45	6 48
.....	6 26	9 55	" Sandstone....."	8 50	6 05
.....	7 35	11 05	Ar Superior....."	7 45	5 00
.....	7 50	11 20	Ar Duluth.....Lv	7 30	4 45

The INTERNATIONALS
BETWEEN VANCOUVER, B. C., AND SEATTLE, WASH.

Detailed Schedule on Page 12, Table 11

Read Down Read Up

Streamlined Internationals		Pacific Standard Time	Streamlined Internationals	
360 Daily	358 Daily		357 Daily	359 Daily
3 10	8 00	Lv Seattle.....Ar	11 00	4 45
▲3 40	8 30	" Edmonds.....Lv	▲10 25	4 12
4 01	8 53	" Everett....."	10 05	3 45
4 53	9 39	" Mount Vernon....."	9 10	2 55
5 34	10 20	" Bellingham....."	8 31	2 16
6 01	10 48	" Blaine, Wash....."	8 03	1 46
6 09	10 58	" White Rock, B. C....."	7 53	1 33
6 39	11 29	" New Westminster....."	7 27	1 05
7 00	11 45	Ar Vancouver, B. C.....Lv	7 10	12 45

TRAINS 3 and 4

BETWEEN ST. PAUL-MINNEAPOLIS-MINOT AND
HAVRE-GREAT FALLS-SHELBY

West— East—
Read Down Read Up

	C.B.&Q. 47 Daily	Central Standard Time	C.B.&Q. 48 Daily
.....	9 30	Burlington Route Lv Chicago.....Ar	6 40
.....	6 15	Ar St. Paul.....Lv	10 15
.....	Dakotan 3 Daily	Great Northern Railway	Dakotan 4 Daily
.....	7 10	Lv St. Paul.....Ar	7 50
.....	7 30	Ar Minneapolis.....Lv	7 25
.....	7 35	Lv Minneapolis.....Ar	7 20
.....	11 59	" Fargo.....Lv	2 40
.....	1 30	" Grand Forks....."	12 57
.....	5 50	Ar Minot.....Lv	9 00
.....	Bus Daily	Mountain Standard Time	Bus Daily
.....	5 30	Lv Great Falls.....Ar	10 40
.....	7 35	Ar Shelby.....Lv	8 40
.....			2 15
.....			12 20

f—Flag stop for revenue passengers. ▲—Conditional stop.
Equipment for trains on this page shown on page 25.

CHICAGO, TWIN CITIES AND PACIFIC NORTHWEST VIA WILLMAR

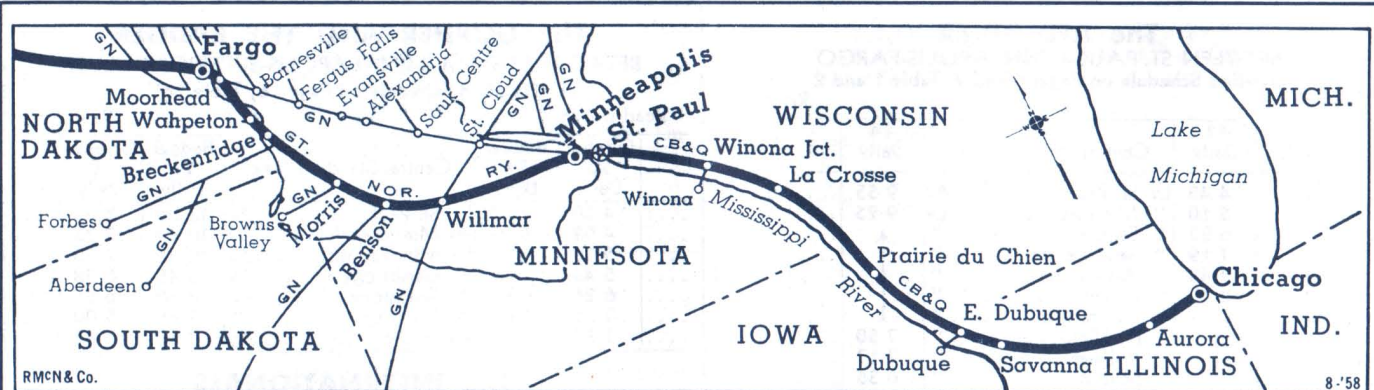
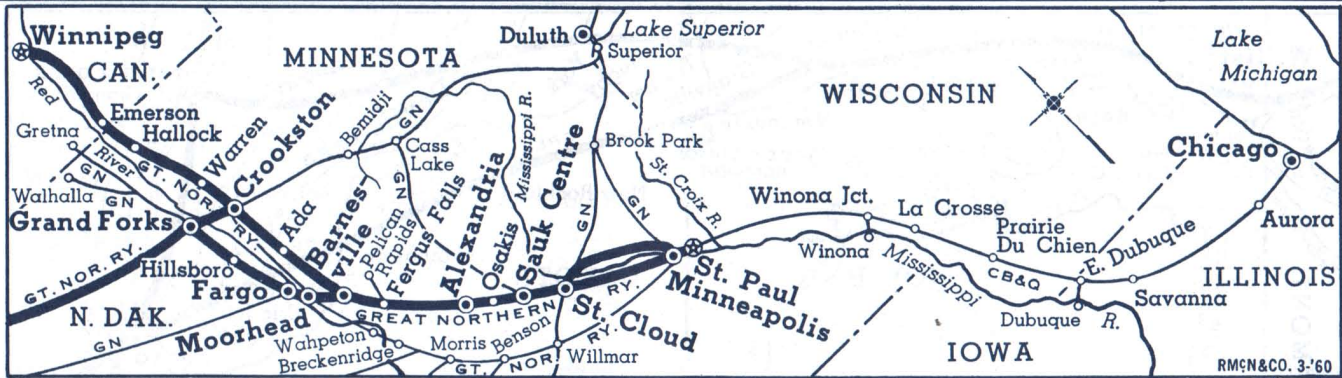


Table with columns for WESTBOUND—Read Down and EASTBOUND—Read Up. Includes station names (Chicago, La Grange, Aurora, etc.), train numbers (9 30, 9 46, etc.), and times. Includes sub-tables for Burlington Route and Great Northern Ry. Includes 'DAYLIGHT SAVING TIME' notices and footnotes.

Continued—Table 4 Page 8



Westbound—Read Down			Miles from Chicago and St. Paul
Winnipeg Limited	Red River	C.B.&Q.	
7 Daily	11 Daily	47 Daily	
Connecting-line trains at Chicago, St. Paul and Minneapolis appear on pages 18, 19 and 20			
7 30	4 45	7 10	0
7 55	5 05	7 30	11
8 10	5 10	7 35	11
9 21	6 23	8 45	77
9 30	6 25	8 48	77
See Table 1 for Eastbound Red River			
10 21	7 19	9 29	119
10 46	7 48	9 52	138
See Table 1 for Eastbound Red River			
11 40	8 47	10 39	189
12 29	9 37	11 16	220
1 02	9 47		228
1 05	9 57		234
1 15	10 10	11 46	243
	10 15	11 50	244
		11 59	244
			253
			258
			265
			271
			278
f 1 52	12 37		283
			291
			297
			302
			309
2 30	1 17		323
To Winnipeg See Table 3	To Minot See Table 5		

TABLE 2		Eastbound—Read Up		
Central Standard Time		C.B.&Q.	Western Star	Winnipeg Limited
		48 Daily	28 Daily	24 Daily
Burlington Route				
Lv Chicago (Union Sta.)	Ar	427	6 40	9 55
c La Grange	Ar	413	6 05	c 9 30
Aurora, Ill.		389	5 45	9 09
Rochelle, Ill.		344	4 52	8 28
Oregon, Ill.		329	4 34	8 13
Savanna, Ill.		282	3 55	7 33
East Dubuque, Ill.		243	2 46	6 52
Prairie du Chien, Wis.	Ar	188	1 38	6 01
La Crosse, Wis.	Ar	130	12 47	5 11
North La Crosse, Wis.	Ar	128	12 35	5 05
Winona Jct., Wis.	Ar	100	12 04	4 37
St. Paul, Minn.	Lv	0	10 15	3 15
Great Northern Ry.				
Lv St. Paul 1, 1	Ar	1764	7 50	3 10
Ar Minneapolis 1, 1	Lv	1753	7 25	2 40
Lv Minneapolis	Lv	1753	7 20	2 30
Ar St. Cloud	Ar	1687	6 00	1 03
Lv St. Cloud	Lv	1687	5 56	1 00
St. Joseph	Lv	1680		
Collejeville	Lv	1677		
Avon	Lv	1672		
Albany	Lv	1665		
Freeport	Lv	1659		
Melrose	Lv	1653		
Sauk Centre	Lv	1645	5 13	12 19
West Union	Lv	1637		
Osakis	Lv	1631		
Nelson	Lv	1626		
Alexandria	Lv	1620	4 40	11 52
Garfield	Lv	1614		
Brandon	Lv	1608		
Evansville	Lv	1603		
Melby	Lv	1598		
Ashby	Lv	1594		
Dalton	Lv	1586		
Fergus Falls	Lv	1575	3 49	11 02
Carlisle	Lv	1567		
Rothsay	Lv	1558		
Lawndale	Lv	1551		
Barnesville 3	Lv	1544	3 13	10 18
Baker	Lv	1536		
Sabin	Lv	1530		
Moorhead, Minn. 1, 20	Lv	1521	2 43	9 50
Ar Fargo, N.D. 1	Lv	1520	2 40	9 47
Lv Fargo	Lv	1520	2 30	9 37
Harwood	Lv			
Argusville	Lv			
Gardner	Lv			
Grandin	Lv			
Kelso	Lv			
Hillsboro	Lv			
Cummings	Lv			
Buxton	Lv			
Reynolds	Lv			
Thompson	Lv			
Ar Grand Forks	Lv			
From Seattle See Table 4				
Western Star Mileage from Seattle				
1 51				
12 57 From Minot See Table 5				

TABLE 3		Eastbound—Read Up	
Central Standard Time		Winnipeg Limited	Winnipeg Limited
		7 Daily	8 Daily
Continued from Table 2			
Lv Grand Forks	Ar	11 33	
Lv Crookston Freight Station	Lv	11 00	
Lv Crookston Pass. Station	Lv	10 30	
Euclid		10 20	
Angus		9 55	
Warren		9 44	
Argyle		9 29	
Stephens		9 22	
Donaldson	f	9 09	
Kennedy		8 40	
Hallock			
Northcote			
Humboldt	f	8 52	
St. Vincent			
Ar Noyes	Lv	8 40	
International Boundary			
Lv Emerson, Man.	Lv	8 20	
Emerson Jct.		8 17	
Morris, Man.		7 44	
Ar Winnipeg 1	Lv	6 45	
Miles from St. Paul			
2 54	323		
3 29	346		
3 45	359		
f 3 54	367		
4 24	386		
f 4 30	376		
4 38	394		
f 4 51	403		
5 00	407		
5 15	417		
	492		
f 5 34	499		
	435		
5 50	437		
6 06	438		
6 21	439		
6 55	464		
7 50	504		
Connects with C.B. & O. Zephyr			
4 27			
3 54			
2 59			
2 21			
1 50			
1 47			
1 37			
12 48			
11 55			
From Winnipeg See Table 3			

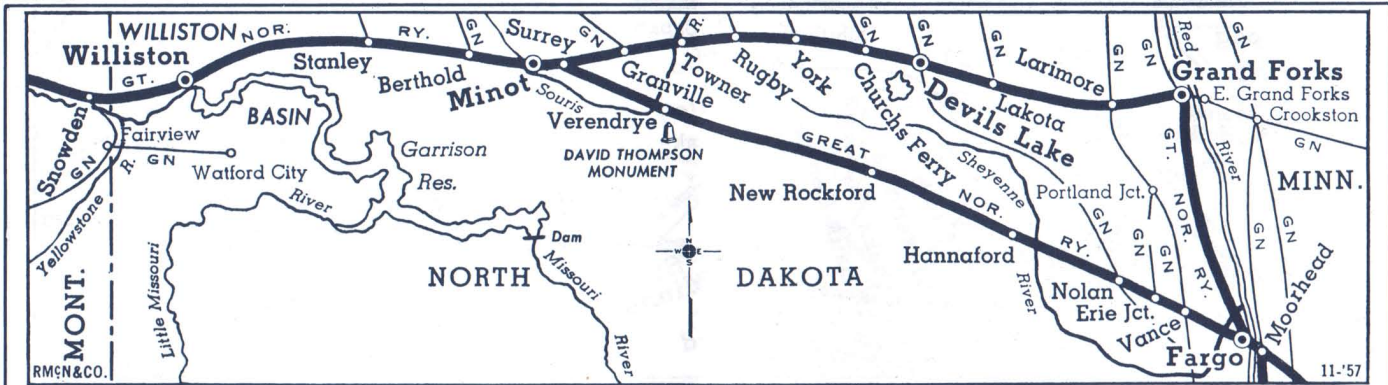
24 BLACKFOOT INDIAN PORTRAITS IN NEW FULL-COLOR PORTFOLIO

Carefully selected from famous paintings by the late Winold Reiss. Vividly portray the dress the character of this great tribe on 9"x12" sheets suitable for framing. Portfolio includes 12-page Blackfoot tribal history by Dr. Claude E. Schaeffer, noted authority on American Indians - - - \$2.00

ST. PAUL BOOK & STATIONERY CO.
 Corner Sixth & Cedar • St. Paul, Minnesota 55101

Time from 12:01 midnight to 12:00 noon shown in light face type; time from 12:01 noon to 12:00 midnight shown in heavy face type.

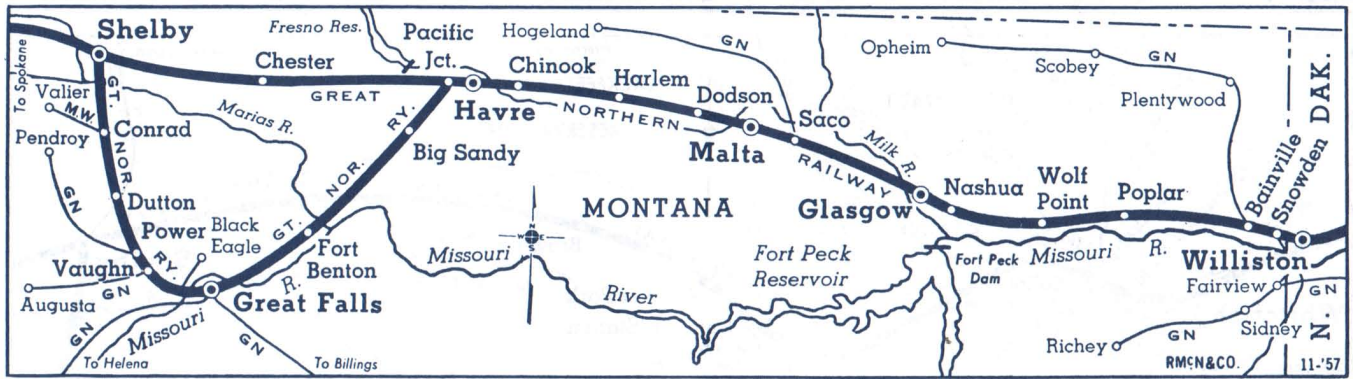
CHICAGO, TWIN CITIES AND PACIFIC NORTHWEST—Continued



Westbound—Read Down			Eastbound—Read Up			Westbound—Read Down			Eastbound—Read Up				
Western Star	Empire Builder	Miles from St. Paul	TABLE 4 Central Standard Time			Western Star	Empire Builder	Miles from St. Paul	TABLE 5 Central Standard Time				
27	31		32	28		3	4	3	4				
Daily	Daily		Daily	Daily		Daily	Daily	Daily	Daily	Daily			
2 10	2 56	262	Lv Fargo #1, 2, 20	1520	12 37	① 9 37		1 30	323	Lv Grand Fks 2, 19	Ar	1494	③ 12 47
		268	"Pinkham	Lv	1514			"Emerado	"	"	"	1479	
		274	"Prosper	"	1508			"Arvilla	"	"	"	1473	
		284	"Vance	"	1498			Larimore	"	"	"	1467	12 14
		302	"Nolan	"	1480			"Niawnee	"	"	"	1460	
		309	"Walden	"	1473			"Niagara	"	"	"	1453	
		314	"Pillsbury	"	1468			"Petersburg	"	"	"	1446	
		322	"Luverne	"	1460			f 2 43	376	"Michigan	"	1441	f11 48
		328	"Karnak	"	1454			"Mapes	"	"	"	1436	
		334	"Hannaford	"	1448	8 29		2 56	387	"Lakota (County Seat)	"	1430	11 37
		348	"Sutton	"	1434			"Bartlett	"	"	"	1426	
		355	"Glenfield	"	1427			"Doyon	"	"	"	1421	
		361	"Juanita	"	1421			"Crary	"	"	"	1417	
		368	"Grace City	"	1414			3 22	411	Ar Devils Lake	Lv	1406	11 12
		374	"Brantford	"	1408			3 32	411	Lv Devils Lake	Ar	1406	11 07
		380	"Dundas	"	1402			"Grand Harbor	"	"	"	1399	
		386	Ar New Rockford	Lv	1396	#10 42	7 42	"Penn	"	"	"	1393	
		386	Lv New Rockford	Ar	1396	#10 37	7 35	f 3 50	430	"Churchs Ferry	"	1387	f10 47
		393	"Munster	Lv	1389			"Niles	"	"	"	1380	
		398	"Bremen	Lv	1384			4 02	442	"Leeds	"	1375	10 36
		404	"Hamburg	Lv	1378			"York	"	"	"	1369	
		411	"Heimdal	"	1371			"Knox	"	"	"	1363	
		417	"Wellsburg	"	1365			4 36	459	"Pleasant Lake	"	1358	
		423	"Selz	"	1359			"Rugby (Co. Seat)	"	"	"	1348	10 09
		439	"Aylmer	"	1343			"Tunbridge	"	"	"	1343	
		448	"Guthrie	"	1334			4 57	487	"Berwick	"	1337	
		454	"Rangeley	"	1328			"Townner (Co. Seat)	"	"	"	1330	9 47
		461	"Karlsruhe	"	1321			"Granbigh	"	"	"	1321	
		467	"Verendrye	⊠	1315			"Granville	"	"	"	1309	
		473	"Simcoe	"	1309			"Norwich	"	"	"	1302	
		480	"Genoa	"	1302			"Surrey	"	"	"	1295	
		487	"Surrey	"	1295			5 50	530	Ar Minot 4	Lv	1287	9 00
		495	Ar Minot 5	Lv	1287	9 03	5 50	① Bus Ex. Sun. & Holi- days					
		495	Lv Minot	"	1287	8 50	5 35	27 Daily					
		508	"(County Seat)	Ar	1287			4 30	6 25	Lv Minot (County Seat)	Ar	1287	5 35
		512	"Des Lacs	"	1274			4 45		"Burlington	"	1287	12 10
		517	"Berthold 5	"	1265			4 50		"Des Lacs	"	1287	11 55
		527	"Tagus	"	1255			4 55		"Lone Tree	"	1287	11 45
		533	"Blaisdell	"	1249			5 00		"Berthold 4	"	1287	11 40
		540	"Palermo	"	1242			② 5 10		"Tagus	"	1287	③ 11 30
		548	"Stanley (County Seat) 5	"	1234		4 28	② 5 20		"Blaisdell	"	1287	② 11 20
		556	"Ross	"	1226			5 30		"Palermo	"	1287	11 10
		568	"White Earth	"	1214			5 50	7 34	"Stanley 4 (Co. Seat)	"	1287	4 28
		575	"Tioga	"	1207	4 00		6 05		"Lostwood	"	1287	10 35
		581	"Temple	"	1201			6 30		"Powers Lake	"	1287	10 15
		587	"Ray	"	1195	c 3 48		6 40		"Battle View	"	1287	10 05
		593	"Wheelock	"	1189			6 50		"McGregor	"	1287	9 55
		598	"Eppins	"	1184			7 15	8 03	"Tioga	"	1287	4 00
		603	"Spring Brook	"	1179			7 30	c 8 16	"Temple	"	1287	9 15
		615	Ar Williston (Co. Seat) 5, 6	Lv	1167	6 40	3 15	7 40		"Ray	"	1287	c 3 48
								③ 7 55		"Wheelock	"	1287	9 05
								8 30	8 50	"Eppins	"	1287	② 8 55
										Ar Williston (Co. Seat) 4, 6	Lv	1287	3 15

f—Flag stop for revenue passengers. ⊠—Newsstand and Lunch Room in station. c—Conditional stop. ⊠—David Thompson Monument.
 #No checked baggage carried on Empire Builder to or from New Rockford, North Dakota. ⊠—Rail-Auto service available at this point.
 ①—Interstate Transportation Bus Co. Railway tickets honored. ②—Bus stops on U. S. Highway. ③—To St. Paul see Table 2, page 7.

Time from 12:01 midnight to 12:00 noon shown in light face type; time from 12:01 noon to 12:00 midnight shown in heavy face type.



Westbound—Read Down			Eastbound—Read Up		
Western Star	Empire Builder	Miles from St. Paul	Miles from Seattle	Empire Builder	Western Star
27 Daily	31 Daily		32 Daily	28 Daily	
8 05	8 05	615	1167	5 30	2 05
		627	1155		
		635	1147		
		641	1141		
		646	1136		
		653	1129		
9 11		667	1115		1 03
		672	1110		
		686	1096		
		694	1088		
9 42		700	1082		12 27
		707	1075		
10 13	c 9 45	721	1061	c 3 35	12 05
		733	1049		
		740	1042		
		756	1026		
11 06	d 10 40	771	1011	d 2 41	11 00
		783	999		
		788	994		
11 45		797	985		f 10 23
12 05		809	973		10 10
		823	959		9 45
12 55	#c 11 40	836	946	#c 12 5	
		846	936		
		854	928		
		864	918		
		869	913		
1 40		881	901		9 03
		887	894		
		893	889		
2 05		902	880		8 45
		910	872		
2 40	12 55	924	858		8 20
			Great Northern Bus Lv Havre Ar 123 Ar Great Falls Lv 0		
	1 15	0		11 30	
	3 50	123		8 45	
3 00	1 05	924	858	11 45	8 00
		939	843		
		943	839		
		953	829		
		959	823		
		965	817		
		971	811		
		975	807		
	f 2 05	985	797	f 10 41	
		991	791		
		998	784		
		1004	778		
		1010	772		
		1019	763		
4 45	2 50	1028	754	9 55	6 24

Westbound—Read Down			Eastbound—Read Up		
GN Bus Daily	3 Daily	Miles from St. Paul	Miles from Seattle	4 Daily	GN Bus Daily
1 15	3 15	924	853	7 40	11 30
1 30		939	845		11 00
1 45		949	841		10 50
2 00	4 03	959	836	6 58	10 40
		965	831		
		973	826		
		984	821		
2 30		990	816		9 55
3 03	5 09	1003	811	5 58	9 45
		1008	806		
		1013	801		
3 18		1018	796		9 20
		1023	791		
		1031	786		
		1036	781		
		1041	776		
3 50	6 20	1047	771	5 00	8 45
Bus Daily	Bus Daily		766		
5 30	8 00	1047	761	2 15	10 40
		1055	756		
		1059	751		
6 17	8 47	1073	746		
		1084	741	1 29	9 53
		1088	736		
		1091	731		
6 37	9 07	1101	726	1 10	9 33
6 55	9 25	1114	721	12 53	9 15
		1125	716		
		1130	711		
		1137	706		
7 35	10 00	*1146	701	12 20	8 40

TABLE 6

Central Standard Time to Williston, N. D. Mountain Time west

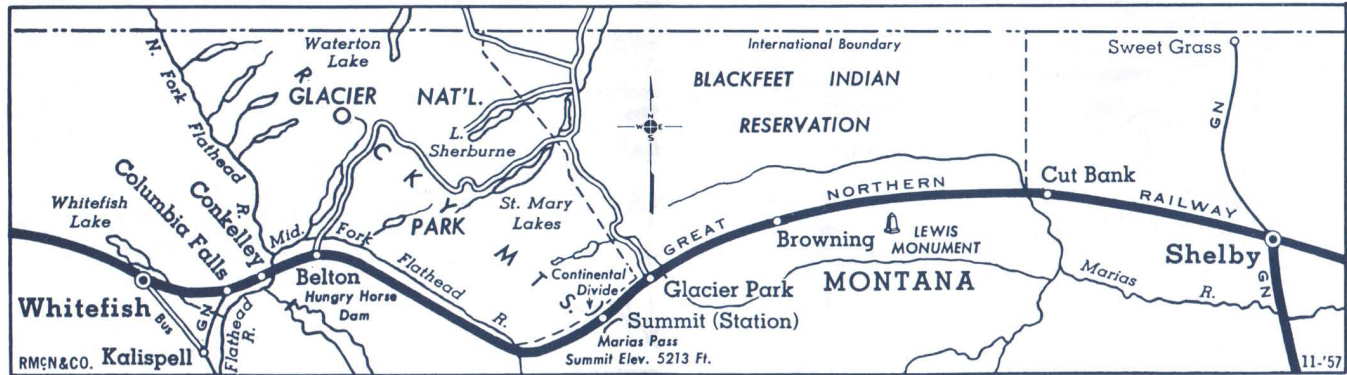
TABLE 7

Mountain Standard Time

TABLES 6 and 7
 ①—G. N. Motor Bus connection with Nos. 31 and 32 Empire Builder. See complete schedule on Table 7.
 f—Flag stop for revenue passengers.
 #—No checked baggage carried on Empire Builder to or from Malta, Montana.
 c—Stops to receive or discharge revenue passengers to or from Minneapolis and East, and to or from Spokane and West.
 d—Stops to receive or discharge revenue passengers to or from Minot and East, and to or from Spokane and West.
 ♦—Station Lunch Room and News stand.
 ♠—Miles via Great Falls.
 •—Buses do not always arrive at or depart from G. N. Passenger Stations. Consult Agent.
 🚗—Rail-Auto service available at this point.
 ■—Intermountain Transportation Co. Railway tickets honored.



Time from 12:01 midnight to 12:00 noon shown in light face type; time from 12:01 noon to 12:00 midnight shown in heavy face type.



**FUN? See
GLACIER
National Park**

in the
Montana Rockies

**WESTERN
STAR**

stops daily

Mid-June thru
Mid-September
each way

Between
**Chicago and
Seattle-Portland**

Westbound—Read Down				Eastbound—Read Up			
Western Star	Empire Builder	Miles from St. Paul		Miles from Seattle	Empire Builder	Western Star	
27 Daily	31 Daily			32 Daily	28 Daily		
5 05	2 50	1028	Lv Shelby 6, 7	754	9 55	6 14	
5 35	3 25	1041	" Ethridge	741			
5 40	3 25	1052	Ar Cut Bank (County Seat) (Center of Oil Fields)	730	9 25	5 45	
		1052	Lv Cut Bank	730	9 25	5 40	
		1062	" Sundance	720			
		1079	" Blackfoot (Chief Mtn. to northwest)	703			
6 25		1086	" Browning (Blackfeet Indian Agency)	696		5 02	
		1092	" Triple Divide	690			
f 7 00		1100	Ar Glacier Park (Glacier Park Lodge)	682		f 4 37	
		1109	Lv Bison	680			
		1105	" Rising Wolf	677			
		1112	" Summit (Continental Divide, John F. Stevens Statue)	670			
		1118	" Blacktail (Horseshoe Curve)	664			
		1126	" Nimrod (Flathead River)	656			
f 7 57		1130	" Essex (Scallock Mtn.)	652		f 3 28	
		1135	" Pinnacle (Mt. St. Nicholas 9,385 ft.)	647			
		1146	" Red Eagle	636			
f 8 45		1156	" Belton (Belton Gateway) (Lake McDonald Hotel)	626		f 2 44	
		1164	" Coram (Hungry Horse Dam)	618		f 2 26	
		1169	" Conkelly	613			
		1171	" Columbia Falls	611		2 13	
9 25	6 40	1179	Ar Whitefish 9 (Whitefish Lake)	603	6 10	1 55	

TABLE 8
Mountain Standard Time

**MORE
Dome Seats!
MORE
Scenic Miles!**

on the
**Incomparable
EMPIRE
BUILDER**

Between
**Chicago-Seattle-
Portland**

via
**St. Paul-
Minneapolis-
Spokane**

f—Flag stop for revenue passengers.

☞—Rail-Auto service available at this point.

a—Stops to receive or discharge revenue passengers from Williston and east and Spokane and west where trains 31 and 32 are scheduled to stop.

b—Stops at Glacier Park and Belton to receive or discharge revenue passengers. Have and east or Spokane and west where scheduled to stop.

①—Schedules for connecting bus service between Whitefish and Kalispell, Montana, shown below.


•—Western Star only stops at Glacier Park and Belton daily during park season Mid June through Mid September.

BUS SERVICE BETWEEN WHITEFISH AND KALISPELL, MONTANA

Southbound—Read Down					Northbound—Read Up				
6 50	2 00	9 45	6 15	0	Lv Whitefish	Ar 5 55	9 20	1 30	6 30
7 25	2 35	10 20	6 50	13	Ar Kalispell	Lv 5 20	8 45	12 55	5 55



**Take the train—
rent a HERTZ car there!**



**In Seattle, visit the . . .
CENTURY 21 CENTER**

- Space Needle, 600 feet high. See lakes, mountains, Puget Sound. Restaurant and observation deck revolve in complete circle each hour.
- Pacific Science Center. Take a simulated space flight in the world's first "Spacearium".
- Monorail. Speeds from downtown to Century 21 Center in just 96 seconds.

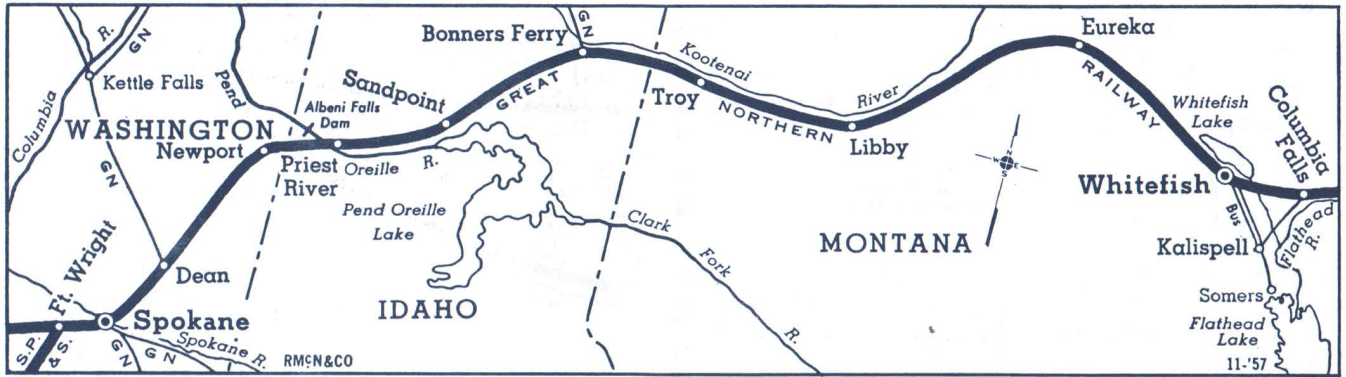


TABLE 9

Mountain Standard Time

Westbound—Read Down

Eastbound—Read Up

Western Star	Empire Builder	Miles from St. Paul	TABLE 9		Miles from Seattle	Empire Builder	Western Star
			27 Daily	31 Daily			
	9 40	6 45	1179	Lv Whitefish 8	Ar 603	① 6 05	① 1 40
			1184	" Vista	Ly 598		
	f 10 01		1191	" Lupfer	" 591		
			1196	" Olney	" 586		f 1 16
	f 10 17		1202	" Radnor	" 580		
	f 10 24		1209	" Stryker (Stillwater River)	" 573		f 12 56
	f 10 34		1215	" Trego (Wolf Mountains)	" 567		f 12 46
			1220	" Fortine (State Fish Hatchery)	" 562		f 12 36
			1226	" Tobacco	" 556		
	10 52		1231	" Eureka	" 551		12 18
	f 11 03		1240	" Rexford	" 542		f 12 04
			1251	" Stonehill	" 531		
			1262	" Ural	" 520		
			1267	" Volcour	" 515		
			1275	" Yarnell	" 507		
			1288	" Ripley	" 494		
	12 05	② 8 50	1295	" Libby (Ft. Kootenay 1811)	" 487	② 338	10 57
			1306	" Kootenai Falls	" 476		
	12 25	9 15	1314	Ar Troy (Silver Mines)	Lv 468	3 15	10 30
Pacific Standard Time Westbound passengers set watches back, Eastbound ahead one hour							
			11 30	Lv Troy	Ar 468	2 15	9 25
				" Yakt, Mont.	Ly 462		
				" Mont.-Idaho State Line	"		
				" Leonia, Idaho	" 455		
				" Katka	" 448		
				" Crossport	" 441		
	12 18		1345	" Bonners Ferry (Monument to First Route of Trade across Idaho)	" 437		f 8 34
				" Naples	" 426		f 8 23
	f 12 32		1356	" Elmira	" 418		
			1364	" Colburn	" 412		
			1370	" Sandpoint (Lake Pend Oreille)	" 403		7 58
	1 01		1379	" Laclède	" 395		
			1399	" Thama	" 380		
			1397	" Priest River, Ida. (Albeni Falls Dam)	" 382		7 31
	1 26		1400	" Idaho-Wash. State Line (County Penrith Seat)	"		
			1407	" Newport, Wash.	" 375		7 21
			1410	" Milan	" 372		
			1415	" Scotia	" 367		
			1421	" Camden	" 361		
			1429	" Dean	" 353		
			1439	" Dean	" 343		
			1443	" Mead	" 339		
	f 2 30		1448	" Hillyard (Great Northern Shops)	" 334		f 6 30
	2 45	11 15	1453	Ar Spokane #10, 13	Lv 329	11 10	6 15

STATION MAIL BOXES

For Your Convenience

Listed below are stations where U. S. mail (drop letter) boxes are conveniently located. Each passing mail train picks up mail from these boxes.

Stations starred (*) have separate boxes for east and westbound mail.

- Alexandria, Minn.
- Benson, Minn.
- *Breckenridge, Minn.
- Ephrata, Wash.
- Everett, Wash.

(On Upper Level)

- *Fargo, N. D.
- *Fergus Falls, Minn.
- *Glacier Park, Mont. (In Park Season)
- *Grand Forks, N. D.
- *Great Falls, Mont.
- Hallock, Minn.
- *Havre, Mont.
- Litchfield, Minn.
- *Minot, N. D.
- Moorhead, Minn.
- Morris, Minn.
- *New Rockford, N. D.
- St. Cloud, Minn.
- Sauk Centre, Minn.
- Seattle, Wash.
- *Shelby, Mont.
- Spokane, Wash.
- Stephen, Minn.
- Warren, Minn.
- *Wenatchee, Wash.
- *Whitefish, Mont.
- *Williston, N. D.
- Willmar, Minn.
- *Wolf Point, Mont.


Above list subject to change without notice.

New Indian Portraits!

Great Northern Playing Cards

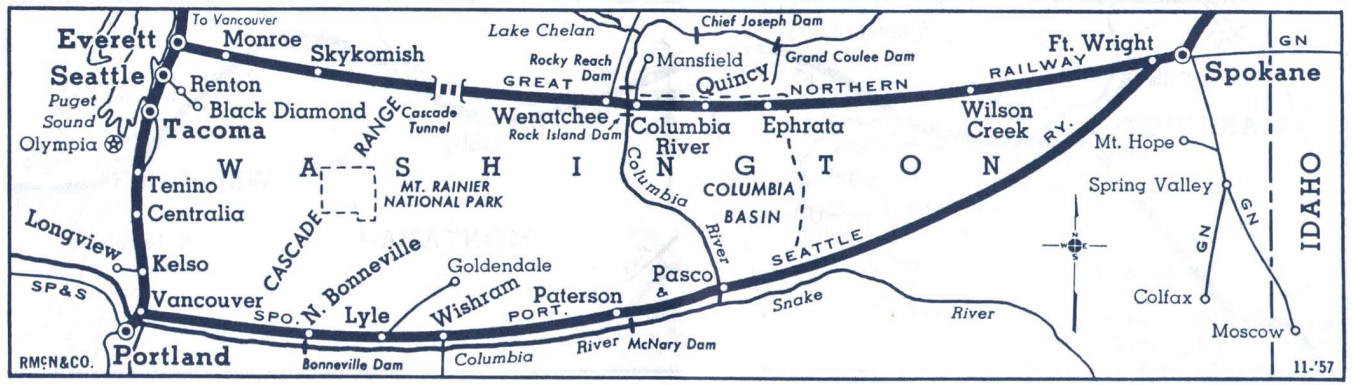
Single Decks 80¢

Bridge Sets \$1.60



REFERENCE MARKS

- ①—Schedule for connecting bus service between Whitefish and Kalispell shown on page 10.
- ②—Stops to receive and discharge revenue passengers from Minot and points east, and to Spokane and points west where these trains are scheduled to stop.
- f—Flag stop for revenue passengers.
- ♦—Restaurant and news stand in station.
- ☞—Rail-Auto Service available at this point.



Westbound—Read Down			Eastbound—Read Up		
Western Star	Empire Builder	Miles from St. Paul	TABLE 10 Pacific Standard Time		
27 Daily	31 Daily		Miles from Seattle	32 Daily	28 Daily
3 30	11 45	1453	Lv Spokane 9, 13	Ar 3 29	10 40
		1456	"Fort Wright	Lv 3 26	5 30
		1471	"Fairchild	" 3 11	
		1475	"Espansola	" 3 07	
		1481	"Waukon	" 3 01	
		1487	"Edwall	" 2 55	
		1496	"Bluestem	" 2 56	
		1504	"Harrington	" 2 78	
		1510	"Mohler	" 2 72	
		1519	"Lemona	" 2 63	
		1529	"Odessa	" 2 53	
		1538	"Irby	" 2 44	
		1545	"Marlin	" 2 37	
		1552	"Wilson Creek	" 2 30	
		1560	"Stratford	" 2 22	
		1570	"Soap Lake	" 2 12	
		1575	"Ephrata (City Seat)	Ar 2 07	8 24
		1580	"Naylor	Lv 2 02	3 08
		1585	"Winchester	" 1 97	
		1591	"Quincy	" 1 91	2 44
		1602	"Trinidad (Horseshoe Curve)	" 1 80	
		1611	"Columbia River	" 1 71	
		1615	"Volage	" 1 67	
		1617	"Rock Island	" 1 65	
		1620	"Malasa	" 1 62	
		1627	Ar Wenatchee (Apple Capital)	Lv 1 55	7 18
		1627	Lv Wenatchee	Ar 1 55	7 10
		1635	"Monitor	Lv 1 47	1 30
		1638	"Cashmere	" 1 44	
		1643	"Dryden	" 1 39	
		1646	"Peshastin	" 1 36	
		1649	"Leavenworth	" 1 33	
		1669	"Merritt	" 1 13	
		1676	"Berne (East Portal)	" 1 06	
		1685	"Cascade Tunnel (7.79 mi.)	" 97	
		1698	"Scenic (West Portal)	" 84	
		1702	"Skykomish	" 84	
		1706	"Grotto	" 76	
		1712	"Barins	" 76	
		1712	"Index (Mt. Index)	" 70	
		1721	"Gold Bar	" 61	
		1723	"Sultan	" 56	
		1734	"Monroe	" 48	
		1741	"Skykomish	" 41	
		1749	Ar Everett	Lv 33	3 58
		1749	Lv Everett	Ar 33	3 58
		1754	"Mukilteo	Lv 28	10 15
		1764	"Edmonds	" 18	6 31
		1768	"Richmond Beach	" 14	6 53
		1777	"Interbay	" 5	
		c1782	Ar Seattle #11, 12 (King St. Station)	Lv 0	3 00

Read Down			SEATTLE-EVERETT-BELLINGHAM-VANCOUVER			Read Up	
Streamlined Internationals		Miles	TABLE 11 Pacific Standard Time			Streamlined Internationals	
360 Daily	358 Daily		357 Daily	359 Daily			
3 10	8 00	0	Lv Seattle # 10, 12	Ar 11 00	4 45		
63 40	8 30	18	"Edmonds	" 10 25	4 12		
4 01	8 53	33	Ar Everett 10	" 10 05	3 45		
		41	"Marysville	"			
		48	"English	"			
4 53	f 9 24	57	"Stanwood	" 9 24			
	9 39	70	"Mount Vernon	" 9 10	2 55		
	9 44	74	"Burlington	" f 9 02			
5 34	10 20	98	Ar Bellingham	" 8 31	2 16		
	f10 33	107	"Ferndale	"			
6 01	10 48	120	"Blaine, Wash.	" 8 03	1 46		
			U. S.-Canadian Boundary				
6 09	10 58	123	"White Rock, B. C.	" 7 53	1 33		
	f11 04	128	"Crescent Beach	"			
6 39	11 29	144	"New Westminster	" 7 27	1 05		
7 00	11 45	156	Ar Vancouver, B. C.	Lv 7 10	12 45		

SEATTLE-TACOMA-PORTLAND						
Read Down			Read Up			
U.P. 458 Daily	N.P. 408 Daily	G.N. 460 Daily	Miles	U.P. 457 Daily	G.N. 459 Daily	N.P. 407 Daily
5 00	11 15	8 05	0	Lv Seattle 10, 11	Ar 1 30	5 30
e 5 20		g 8 26	16	"Kent	Lv	
e 5 26		g 8 32	22	"Auburn	"	a 4 59
e 5 36		g 8 40	29	"Sumner	"	
		g 8 44	32	"Puyallup	"	
5 52	12 02	8 57	40	Ar Tacoma	Lv 12 35	4 33
5 56	12 05	9 01	40	Lv Tacoma	Ar 12 27	4 25
			56	"Steilacoom	Lv	
6 38	12 47	9 43	75	"East Olympia	Lv 11 46	f 3 44
7 02	1 10	10 07	94	Ar Centralia	Lv 11 23	3 21
7 02	1 10	10 07	94	Lv Centralia	Ar 11 23	3 21
7 09	1 17	10 14	98	"Chehalis	Lv 11 13	3 11
			105	"Napavine	"	
d 7 25		10 30	111	"Winlock	"	b 2 56
		119	"Vader	"		
		f10 47	128	"Castle Rock	"	f 2 39
7 54	1 58	10 59	137	"Kelso-Longview	" 10 31	2 29
		f11 11	147	"Kalama	"	
			157	"Woodland	"	
			162	"Ridgefield	"	
8 38	2 38	11 43	176	Ar Vancouver	Lv 9 51	1 49
8 38	2 38	11 43	176	Lv Vancouver	Ar 9 51	1 49
9 00	3 00	12 05	186	Ar Portland 13, 15	Lv 9 30	1 30

FOOTNOTES FOR TABLES 10, 11 AND 12 WILL BE FOUND ON PAGE 13.

Time from 12:01 midnight to 12:00 noon shown in light face type; time from 12:01 noon to 12:00 midnight shown in heavy face type.

SPOKANE TO PORTLAND SPOKANE, PORTLAND & SEATTLE RAILWAY						
Read Down			Read Up			
Western Star 3 Daily	Empire Builder 1 Daily	Miles	TABLE 13 Pacific Standard Time		Empire Builder 2 Daily	Western Star 4 Daily
8 25	11 40	0	Lv Spokane G. N. Sta.	Ar	10 00	5 00
0	19	19	" South Cheney	"		0
0	30	30	" Amber	"		0
0	36	36	" Rodna	"		0
0	45	45	" Lamont	"		0
0	50	50	" Rockwell	"		0
0	56	56	" McCall	"		0
0	60	60	" Benge	"		0
0	80	80	" Hooper	"		0
0	89	89	" Washtucna	"		3 20
10 08	94	94	" Sperry	"		0
0	102	102	" Kahlottus	"		0
0	111	111	" Farrington	"		0
0	121	121	" Snake River	"		0
0	129	129	" Redd	"		0
0	135	135	" Levey	"		0
11 25	2 30	148	Ar Pasco	Lv	7 20	1 40
12 05	2 40	148	Lv Pasco	Ar	7 05	1 10
0		151	" Kennewick	"		0
0		156	" Finley	"		0
0		164	" Yellepit	"		0
0		176	" Berrian	"		0
0		188	" Plymouth	"		0
0		200	" Paterson	"		0
0		209	" Whitcomb	"		0
0		217	" Alderdale	"		0
0		222	" McCredie	"		0
0		233	" Roosevelt	"		0
0		239	" Sundale	"		0
0		249	" Goodnoe	"		0
0		260	" Cliffs	"		0
0		266	" Maryhill	"		0
2 20	4 45	273	Ar Wishram	Lv	5 00	11 00
2 30	4 48	273	Lv Wishram	Ar	4 58	10 54
0		276	" Avery	"		0
0		286	" Northdalles (Dalles Dam)	"		0
0		294	" Lyle	"		0
0 52	5 21	304	" Bingen-White Salmon	"	4 29	10 23
0 302		307	" Underwood	"		0
0		309	" Hood	"		0
0		314	" Cooks	"		0
0 3 23	5 44	325	" Stevenson	"	4 08	10 02
0		330	" North Bonneville (Bonneville Dam)	"		0
0		337	" Skamania	"		0
0		342	" Prindle	"		0
0		348	" Mount Pleasant	"		0
0		352	" Washougal	"		0
0		356	" Camas	"		9 31
0		360	" Fisher	"		0
4 25	6 35	370	Ar Vancouver, Wash. 12	Lv	3 22	9 15
4 40	6 38	371	Lv Vancouver, Wash.	Ar	3 19	9 09
		371	Lv No. Portland	"		
		373	Lv East St. Johns	"		
5 05	7 00	380	Ar Portland 12, 15	Lv	3 00	8 50

WISHRAM AND BEND OREGON TRUNK RAILWAY				
Read Down		Read Up		
102 Ex. Sun.	Miles	TABLE 14 Pacific Standard Time		103 Daily Ex. Sat.
1 00	0	Lv Wishram	Ar	12 15 5 00
f 1 13	0	" Moody	Lv	f 12 01 f 4 41
f 1 38	18	" Lockit	"	f 11 35 f 4 16
f 1 55	26	" Dike	"	f 11 18 f 3 59
f 2 04	30	" Sinamox	"	f 11 10 f 3 51
f 2 23	40	" Oakbrook	"	f 11 51 f 3 32
f 2 39	47	" Sherer	"	f 11 35 f 3 16
f 2 53	55	" Maupin	"	10 20
f 3 11	64	" Nena	"	f 9 57 f 9 32
f 3 19	68	" Dant	"	f 9 50 f 9 25
f 3 45	80	" Kaskela	"	f 9 24 f 1 59
f 4 01	86	" South Jct.	"	f 9 13 f 1 48
4 23	94	" Gateway	"	8 51 1 26
f 4 39	100	" Paxton	"	f 8 35 f 1 10
5 00	105	" Madras	"	8 25 12 55
5 10	110	" Metolius	"	8 12 12 35
f 5 18	115	" Culver	"	f 8 02 f 12 25
f 5 31	122	" Opal City	"	f 7 52 f 12 09
f 5 45	130	" Terrebonne	"	f 7 40 f 11 52
f 5 50	132	" Prineville Jct.	"	f 7 35 f 11 46
f 6 15	135	" Redmond	"	f 7 30 f 11 40
f 6 35	144	" Deschutes	"	f 7 11 f 11 15
7 00	152	Ar Bend	Lv	7 00 11 00

CASCADE TUNNEL

One of the great engineering projects of all time, Great Northern Railway's Cascade Tunnel pierces the solid granite of the formidable Cascade Range between Berne and Scenic in Western Washington for a distance of 7.79 miles.

A huge ventilating project enables the use of diesel locomotives in the tunnel. Installation of the system marked the end of Great Northern electrified operation in the Cascades.

CONNECTIONS AT PORTLAND						
Read Down			Read Up			
Cascade		TABLE 15 Pacific Standard Time SOUTHERN PACIFIC CO.			Cascade	
#9	#11	#12	#10			
7 35	3 45	Lv Portland 12, 13	Ar	8 50	12 30	
8 45	4 55	" Salem	"	7 18	10 50	
9 18	5 28	" Albany	"	6 48	10 18	
10 06	6 23	" Eugene	Lv	6 05	9 33	
		Lv Crescent Lake	Ar			
2 35	10 53	" Klamath Falls	Lv	1 25	4 55	
5 15	1 45	" Dunsuir	Lv	10 30	2 15	
6 59	3 30	Ar Redding	Lv	8 35	12 31	
9 55	6 30	" Davis	"	5 55	10 00	
*10 30	*7 05	" Sacramento	"	*5 10	*9 15	
11 50	8 50	" Oakland (16th street.)	"	3 50	8 15	
12 20	9 25	Ar San Francisco	Lv	3 10	7 40	
		Lv San Francisco	Ar			
		Ar Los Angeles	Lv	5 40		

FOOTNOTES FOR PAGE 12

- f—Flag stop for revenue passengers.
- ☞—Rail-Auto service available at this point.

TABLE 10

- ☞—Restaurant and news stand in station.
- ☞—Passengers on train 31 Empire Builder, destined for Vancouver line train 358, must transfer at Everett, Washington.
- ①—Portals to the Cascade Tunnel.
- a—Stops to discharge revenue passengers from points Havre and East.
- b—Stops to receive revenue passengers for scheduled stops Havre and East.
- c—Miles via Willmar and New Rockford and Chester.
- φ—Stops to discharge revenue passengers.
- δ—Stops to receive revenue passengers.

TABLE 11

- ☞—Connects in Everett with Eastbound "Empire Builder", to Spokane, Minneapolis, St. Paul, Chicago and East. See Table 10.
- δ—Stops to receive revenue passengers.
- φ—Stops to discharge revenue passengers.

TABLE 12

- a—Stops on flag to discharge revenue passengers from Vancouver, Washington and beyond and to receive revenue passengers for points beyond Seattle.
- b—Stops on flag to receive revenue passengers for Tacoma and Seattle and discharge revenue passengers from Vancouver, Washington and beyond and to receive and discharge express.
- d—Stops to discharge revenue passengers from Tacoma and beyond and on flag to receive revenue passengers for Vancouver, Wash., and points beyond.
- e—Stops on flag to receive revenue passengers for Vancouver, Wash., and beyond.
- g—Stops to discharge revenue passengers from points Spokane and east.
- h—Stops on flag to discharge revenue passengers from Vancouver, Wash., and beyond and on flag to receive revenue passengers for Tacoma and Seattle.
- i—Stops on flag to discharge revenue passengers from Vancouver and beyond or receive revenue passengers for points beyond Seattle.

FOOTNOTES FOR PAGE 13

- f—Flag stop for revenue passengers.
- ☞—Rail-Auto service available at this point.

TABLE 13

- ①—No. 3 will stop at any station to discharge revenue passengers from east of Spokane; also at any station west of Pasco to discharge revenue passengers from Spokane; also at any station east of Pasco to receive passengers for Vancouver and Portland.
- ②—No. 4 will stop at any station to receive revenue passengers destined east of Spokane; also at any station west of Pasco to receive passengers for Spokane; also at any station east of Pasco to discharge passengers from Portland or Vancouver. Stops to receive passengers made only upon advance arrangements through agent. Stops to discharge passengers made upon application to conductor.
- ③—Stops to discharge revenue passengers from Portland and Vancouver.
- ④—Stops to receive revenue passengers for Vancouver and Portland.
- ⑤—Stops to receive revenue passengers to points east of Spokane provided advance arrangements are made through agent.
- ⑥—Stops to receive or discharge revenue passengers to or from Pasco and beyond.
- ⑦—Stops to discharge revenue passengers from East of Spokane on application to conductor.

TABLE 15


- ⑫—Pullman and reclining chair cars. Seat reservation and service charge ticket required for California intrastate passengers only.
- ⑬—Change at Martinez.
- ⑭—San Joaquin Daylight via Valley Line, change at Martinez. Streamliner Coach seats reserved in advance south of Martinez.
- #—Shasta Daylight. Operates June 10 thru Sept. 6, 1966 Portland-San Francisco. Reclining seats. Seat reservation and service charge ticket required for California intrastate passengers only.
- ‡—Via bus connecting Dunsuir.
- *—Connection via Western Greyhound to or from Sacramento.



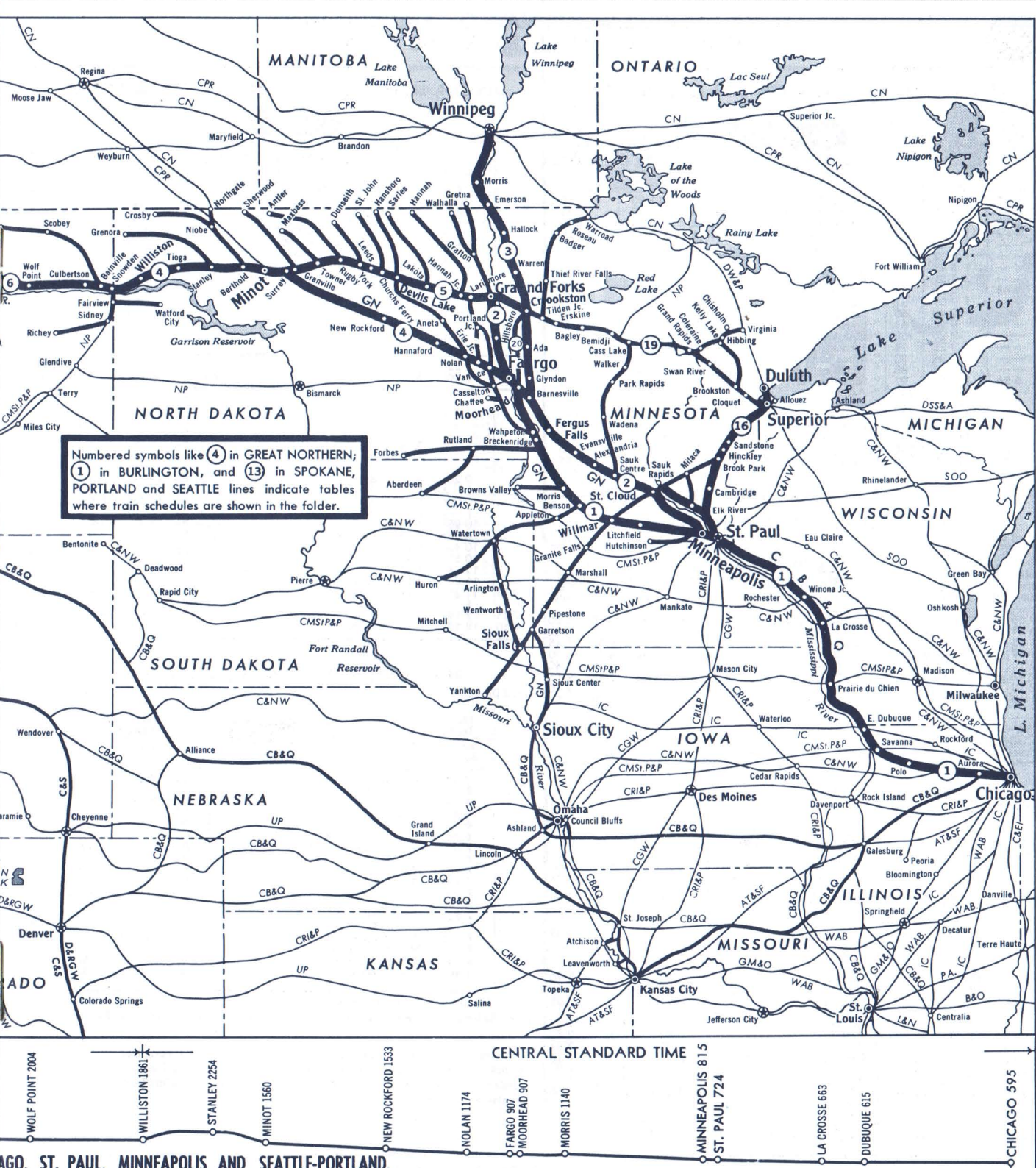
Copyright by Rand McNally & Company.

PACIFIC STANDARD TIME 1876

MOUNTAIN STANDARD TIME



PROFILE OF THE GREAT NORTHERN RAILWAY'S TRANSCONTINENTAL ROUTE BETWEEN CHICAGO AND SEATTLE



Numbered symbols like ④ in GREAT NORTHERN; ① in BURLINGTON, and ⑬ in SPOKANE, PORTLAND and SEATTLE lines indicate tables where train schedules are shown in the folder.

CENTRAL STANDARD TIME

AGO, ST. PAUL, MINNEAPOLIS AND SEATTLE-PORTLAND.

ST. PAUL, MINNEAPOLIS, SUPERIOR AND DULUTH— GREAT FALLS, HELENA, BUTTE AND BILLINGS

ST. PAUL, MINNEAPOLIS, SUPERIOR AND DULUTH

Read Down

Read Up

Daily 20 Gopher	Daily 24 Badger	Miles	TABLE 16 Central Standard Time	Daily 23 Badger	Daily 19 Gopher
PM	AM			AM	PM
4 30	7 45	0	Lv St. Paul 1, 2	11 00	8 00
4 52	8 05	11	Ar Minneapolis (G.N. Sta.)	10 40	7 35
5 00	8 10	11	Lv Minneapolis 1, 2	10 35	7 30
—	f 8 27	23	Coon Creek Jct.	f 10 15	—
—	f 8 32	29	Andover	f 10 09	—
—	f 8 37	35	Cedar	f 10 04	—
—	f 8 43	41	Bethel	f 9 58	—
—	8 52	47	Isanti	f 9 52	—
5 43	9 02	52	Cambridge	f 9 45	6 48
—	f 9 07	57	Grandy	f 9 36	—
—	f 9 10	60	Stanchfield	f 9 33	—
—	9 14	63	Braham	f 9 29	—
—	9 20	68	Grasston	f 9 20	—
—	f 9 28	74	Henriette	f 9 13	—
—	f 9 35	80	Brook Park	f 9 07	—
—	9 43	88	Hinckley	8 59	—
—	9 55	97	Sandstone	8 50	6 05
6 26	10 02	103	Askov	f 8 41	—
—	f 10 12	111	Bruno	f 8 33	—
—	f 10 18	117	Kerrick	f 8 27	—
—	f 10 21	119	Duquette	f 8 10	—
—	f 10 35	135	Foxboro	f 8 15	—
7 35	11 05	156	Ar Superior (Union Station)	7 45	5 00
7 50	11 20	160	Ar Duluth 19 (Union Sta.)	7 30	4 45
PM	AM			AM	PM

GREAT FALLS, HELENA, AND BUTTE

Read Down

Read Up

IMT Bus Daily	CGL Bus Daily	IMT Bus Daily	CGL Bus Daily	Mls.	TABLE 17 Mountain Standard Time	CGL Bus Daily	IMT Bus Daily	CGL Bus Daily	IMT Bus Daily
9 50	6 00	2 50	7 50	0	Lv Great Falls 7, 18	11 25	3 40	11 00	6 20
10 27	6 37	3 27	8 27	29	Ar Cascade	10 50	3 00	10 15	5 35
11 05	7 15	4 05	9 05	59	Ar Wolf Creek	10 05	2 10	9 30	4 45
11 59	8 05	5 00	10 00	98	Ar Helena	9 20	1 30	8 45	4 00
12 10	8 20	5 15	10 10	98	Lv Helena	9 10	1 20	8 35	3 40
12 48	9 05	5 55	10 49	132	Ar Boulder	8 19	12 33	7 47	2 55
12 58	9 15	6 05	10 59	140	Ar Basin	8 08	12 23	7 37	2 40
1 45	9 55	6 55	11 40	171	Ar Butte	7 30	11 45	7 00	1 55

IMT—Intermountain Transportation Company.

CGL—Central Greyhound Lines.

Buses arrive and leave from Bus Depots. Rail tickets honored.

BILLINGS, LEWISTOWN, GREAT FALLS

Read Down

Read Up

CGL *Bus Sunday	CGL *Bus Daily	CGL *Bus Daily Ex. Sun.	TABLE 18 Central Greyhound Lines	CGL *Bus Daily	CGL *Bus Daily Ex. Sun.	CGL *Bus Sunday
10 30	7 45	7 30	Lv Billings	11 00	11 25	6 40
—	—	—	Lv Lewistown	8 00	8 35	3 42
—	—	—	Ar Kingstn	—	—	—
—	—	—	Ar Rossfork	—	—	—
—	—	—	Ar Kolin	—	—	—
1 50	11 20	10 50	Ar Hobson	7 22	7 58	3 10
1 55	11 27	10 55	Ar Moccasin	7 17	7 48	3 05
1 55	11 27	10 55	Lv Moccasin	7 17	7 48	3 05
—	f	f	Ar Benchland	—	—	—
—	f	f	Ar Windham	—	—	—
2 20	11 48	11 20	Ar Stanford	6 54	7 35	2 40
2 36	12 09	11 36	Ar Geyser	6 35	7 25	2 24
2 49	12 13	11 49	Ar Raynesford	6 21	7 10	2 10
—	f	f	Ar Blythe	—	—	—
—	f	f	Ar Armington	—	—	—
3 09	12 41	12 09	Ar Belt	6 03	6 55	1 50
—	—	—	Ar Wayne	—	—	—
—	—	—	Ar Fife	—	—	—
—	—	—	Ar Gerber	—	—	—
3 45	1 15	12 45	Ar Great Falls 7, 17	5 30	6 30	1 20

DULUTH, BEMIDJI, CROOKSTON AND GRAND FORKS

Read Down

Read Up

BUS Daily	BUS Daily	xBUS Daily	TABLE 19 TRIANGLE TRANSPORTATION COMPANY Central Standard Time	xBUS Daily	BUS Daily	BUS Daily
—	—	12 20	Lv Duluth 16	Ar 4 45	—	—
—	—	1 00	Cloquet	Ar 3 35	—	—
—	—	f	Brookston (Corner)	Ar f	—	—
—	—	f	Paupores (Corner)	Ar f	—	—
—	—	f	Mirbat (Gowan)	Ar f	—	—
—	—	1 40	Floodwood	Ar 3 20	—	—
—	—	f	Island (Farm)	Ar f	—	—
—	—	f	Wawina	Ar f	—	—
—	—	f	Swan River	Ar f	—	—
—	—	f	Warba	Ar f	—	—
—	—	f	Blackberry	Ar f	—	—
—	—	2 20	Ar Grand Rapids	Lv 2 35	—	—
—	—	2 35	Lv Grand Rapids	Ar 2 35	—	—
7 25	8 40	2 35	Lv Grand Rapids (CGL)	Ar 7 30	11 30	5 10
—	—	3 35	Lv Hibbing (CGL)	Ar 6 30	10 30	4 10
—	—	f	Lv Cohasset	Ar f	—	—
—	—	2 55	Ar Deer River	Lv 2 10	—	—
—	—	f	Ar Ball Club	Ar f	—	—
—	—	f	Ar Bena	Ar f	—	—
—	—	3 40	Ar Cass Lake	Lv 1 25	—	—
—	—	4 05	Ar Bemidji	Lv 1 05	—	—
9 20	—	4 35	Lv Bemidji	Ar 12 50	9 15	—
f	—	f	Ar Shevlin	Ar f	—	—
10 00	—	5 15	Ar Bagley	Ar 12 13	8 35	—
f	—	f	Ar Lengby (Corner)	Ar f	—	—
10 25	—	5 45	Ar Fosston	Ar 11 48	8 10	—
10 35	—	5 55	Ar McIntosh	Ar 11 38	7 55	—
10 45	—	6 05	Ar Erskine	Ar 11 28	7 45	—
10 55	—	6 15	Ar Mentor	Ar 11 18	7 35	—
11 05	—	6 25	Ar Marcoux (Bus Transfer Point)	Ar 11 10	7 25	—
11 30	—	6 50	Lv Crookston	Lv 10 45	6 55	—
f	—	7 00	Ar Crookston 20	Ar 10 35	6 45	8 25
9 15	11 35	f	Ar Fisher	Ar f	—	—
9 45	12 10	7 35	Ar East Grand Forks	Ar 10 05	6 10	7 50
9 50	12 15	7 40	Ar Grand Forks	Lv 10 00	6 05	7 45

THIEF RIVER FALLS, CROOKSTON, FARGO

Read Down

Read Up

Northwest Trails, Inc. Daily Bus	Northwest Trails, Inc. Daily Bus	TABLE 20 Central Standard Time	Northwest Trails, Inc. Daily Bus	Northwest Trails, Inc. Daily Bus
5 50	10 25	Lv Thief River Falls	Ar 8 00	11 40
f	f	Ar St. Hilaire	Lv f	f
6 15	10 45	Ar Red Lake Falls	Ar 7 40	11 15
6 30	11 00	Ar Marcoux }	Ar 7 30	11 05
6 30	11 05	Ar Marcoux }		
6 50	—	Lv Crookston	Lv 10 40	—
7 00	—	Lv Crookston 19	Lv 10 30	—
f	—	Ar Eldred	Ar f	—
7 17	—	Ar Climax	Ar 10 10	—
7 25	—	Ar Nielsville	Ar 10 02	—
7 33	—	Ar Shelly	Ar 9 55	—
7 43	—	Ar Halstad	Ar 9 43	—
7 51	—	Ar Hendrum	Ar 9 32	—
f	—	Ar Perley	Ar f	—
f	—	Ar Georgetown	Ar f	—
f	—	Ar Kragness	Ar f	—
8 35	1 10	Lv Moorhead	Ar 5 25	8 55
8 40	1 15	Ar Fargo	Lv 5 20	9 05

f—Flag stop for revenue passengers.

♦—Lunchroom in station.

🚗—Rail-Auto service available at this point.

•—Central Greyhound Lines. Rail tickets honored.

Passengers routed via Great Northern between Duluth and Grand Forks may exchange rail tickets for bus tickets via Central Greyhound Lines and Triangle Transportation Co. Transfer to Fargo or Thief River Falls may be made via Northwest Trails, Inc., at Crookston or Marcoux.

WILLISTON, CULBERTSON AND SCOBEY				NORTHGATE-NIOBE			
GN Bus		TABLE 21		GN Bus		TABLE 22	
Ex. Sun.	Miles	Mountain Time	Ex. Sun.	Bus Ex. Sun.		Bus Ex. Sun.	
8 15		Lv Williston..... Ar	5 25	8 30	Lv Northgate..... Ar	10 50	
9 00	38	" Bainville..... Lv	4 35	9 10	Ar Bowbells..... Ar	10 10	
9 25		Ar Culbertson..... Lv	4 15	9 20	Ar Niobe..... Lv	9 35	
9 25		Lv Culbertson..... Ar	4 00	METHOW VALLEY STAGE LINE			
9 45	57	" Froid..... Lv	3 40	TABLE 23			
10 00	64	" Homestead..... "	3 25	Daily Except Sundays and Holidays			
10 15	70	" Medicine Lake..... "	3 10	7 10	Lv Wenatchee..... Ar	4 40	
10 35	77	" Reserve..... "	2 55	8 45	Ar Pateros..... Lv	3 05	
10 50	84	" Antelope..... "	2 45	8 45	Lv Pateros..... Ar	3 05	
11 05	92	Ar Plentywood..... Lv	2 30	9 35	Methow..... "	2 40	
11 40	92	Lv Plentywood..... Ar	2 15	9 50	Carlton..... "	2 40	
12 01	112	" Redstone..... Lv	1 55	10 50	" Twisp..... Ar	2 00	
12 15	123	" Flaxville..... Ar	1 40	10 45	Ar Winthrop..... Lv	1 30	
12 35	136	Ar Scobey..... Lv	1 25				

SPOKANE-COLFAX AND MOSCOW
Operated by Western Greyhound Lines

TABLE 24

8 00	5 45	2 30	9 20	7 00	Lv Spokane..... Ar	11 25	4 10	9 25	10 40	2 40
8 45	6 30	3 15	10 05	7 41	" Rosalia..... "	10 43	3 28	8 43	9 57	1 56
f	f	3 25	10 16		" Theorton..... "	10 31	3 16		9 46	f
9 25	7 10	3 55	10 40		Ar Colfax..... Lv	10 05	2 50		9 20	1 19
9 25		3 55	10 40		Lv Colfax..... Ar	10 05	2 50		9 20	1 19
				7 58	" Oakesdale..... Lv			8 26		
				8 15	" Garfield..... "			8 09		
				8 31	" Palouse..... "			7 53		
9 50		4 20	11 05	8 52	" Pullman..... Lv	9 40	2 25	7 32		12 55
10 05		4 40		9 09	Ar Moscow..... Lv	9 25	2 10	7 15		

SPOKANE - COLVILLE - KETTLE FALLS - NORTHPORT - TRAIL - NELSON
Operated by Western Greyhound Lines

Read Down

Read Up

Bus 2974 Daily Ex.Sun.		Bus 2972 Daily		Miles		TABLE 25 Pacific Standard Time		Bus 2973 Daily Ex.Sun.		Bus 2971 Daily	
6 10	8 45	0	Lv Spokane 9, 10, 13	Ar	12 20	5 45					
6 45	9 17	23	" Deer Park..... "	Ar	11 40	5 05					
7 12	9 45	40	" Springdale..... "	Ar	11 15	4 40					
7 40	10 02	49	" Valley..... "	Ar	11 00	4 25					
7 59	10 10	57	" Chewelah..... "	Ar	10 55	4 20					
8 05	10 37	79	Lv Orin..... Lv	10 25	3 50						
8 10	10 45	79	Ar Colville..... Lv	10 20	3 45						
8 10	10 55	79	Lv Colville..... Ar	10 15	3 35						
8 25	11 07	88	Ar Kettle Falls..... Lv	10 00	3 20						
	11 07	88	Lv Kettle Falls..... Ar		3 18						
	11 45	123	Ar Northport, Wash..... Lv		2 45						
	f	131	" Patterson, B. C..... "		f						
	12 25	138	" Rossland..... "		2 05						
	12 45	144	" Trail, B. C..... "		1 45						
	5 00		Ar Nelson, B. C..... Lv		10 45						

#—Rest Stop.

WASHINGTON STATE FERRIES BETWEEN SEATTLE AND BREMERTON

Lv. SEATTLE—4:45, 5:55, 7:10, 8:20, 9:35, 10:50, 12:00 noon, 1:10, 2:25, 3:45, 5:00, 6:10, 7:25, 8:30, 9:50, 12:15.

Lv. BREMERTON—4:45, 6:00, 7:10, 8:25, 9:40, 10:50, 12:00 noon, 1:15, 2:25, 3:45, 5:00, 6:15, 7:20, 8:40, 9:45, 11:05.

B—Sundays and holidays only.

Operate from Coleman Ferry Terminal Seattle. Fare each way 85c.

LAKE CHELAN BOAT COMPANY

One Round Trip Daily	Pacific Standard Time		One Round Trip Daily
7 30	Lv Chelan..... Ar		5 00
11 00	Ar Lucerne..... Ar		1 20
11 45	Ar Stehekin..... Lv		12 45

SPOKANE, GRAND COULEE AND CHIEF JOSEPH DAMS

5 15	Lv Spokane..... Ar	12 35
7 10	Ar Grand Coulee Dam..... Lv	10 25
8 20	Ar Chief Joseph Dam (Bridgeport)..... Lv	9 30

Thrifty tip from Rocky...



FAMILY FUN AT LOW COST

on Family Fare Plans

Traveling together on Great Northern trains is fun. Make your trip a family adventure you all can enjoy in carefree comfort. And at money-saving fares to boot! Here's how:

On one-way trip one parent pays full fare, the other parent and children 12-21 each go for only 1/2 fare. Youngsters 5-12 pay 1/4 fare; under 5 go free!

On round-trip travel one parent is charged full fare . . . the other parent and children 12-21 each pay only the one-way adult fare for the round-trip! Children 5-12 travel at 1/2 the one-way adult fare. Under-5 small fry are free!

Your Great Northern agent will be happy to give you full details. See or call him.

Groups Travel For Less, Too!

BAGGAGE PROTECTION

Like all valuables, your luggage *should* be protected. Insurance is your best safeguard.

St. Paul Fire and Marine Insurance Company policies are available at principal Great Northern Railway ticket offices. One small premium buys peace-of-mind for your whole trip.

CONNECTING RAIL LINES

STANDARD TIME

CONNECTIONS AT MINNEAPOLIS AND ST. PAUL

24 Zep- hyr	22 Zep- hyr	48 West- ern Star	26* North Coast Ltd.	32* Em- pire Build- er	48 Black Hawk	Chicago, Burlington & Quincy Railroad	47 Black Hawk	31 Em- pire Build- er	25* North Coast Ltd.	47 West- ern Star	21 Zep- hyr	23 Zep- hyr
2 50	7 45	10 15	6 15	6 20	9 30	Lv Minneapolis	6 55	10 15	7 55	6 15	2 55	9 50
3 15	8 10	10 15	7 15	7 15	10 15	"St. Paul	6 15	9 15	7 05	6 15	2 30	9 15
5 11	10 10	12 47	9 21	9 21	12 47	Ar La Crosse	3 24	6 54	4 45	3 24	12 07	6 54
7 33	12 20	3 30	11 39	11 39	3 30	Ar Savannah	12 12	4 44	2 30	12 12	10 01	4 44
9 55	2 40	6 40	2 00	2 00	6 40	Ar Chicago	9 30	2 30	12 20	9 30	8 00	2 30
						Chicago, Milwaukee, St. Paul and Pacific R. R.	5 Hia- watha	3 Hia- watha	1 Pi- oneer Ltd.	55		
		11 15	9 40	6 25	7 30	Lv Minneapolis	6 10	7 50	7 00	11 35		
		11 40	10 20	7 15	8 05	"St. Paul	5 25	7 15	6 00	10 45		
		1 20	12 12	9 10	9 39	"Winona	3 21	5 26	3 55	8 15		
		1 55	1 00	10 05	10 13	"La Crosse	2 47	4 55	3 20	7 30		
		5 05	5 05	2 20	1 25	"Milwaukee	11 01	1 58	11 14	12 50		
		6 25	6 45	4 00	2 45	Ar Chicago	9 30	12 35	9 30	10 59		
		# 19- 190	17 Twin Star Rock- et	15		CHICAGO, ROCK ISLAND & PACIFIC RAILROAD	16	18 Twin Star Rock- et	# 201- 20			
		3 30	10 45	8 00	8 40	Lv Minneapolis	8 10	7 30	9 10			
		4 05	11 15	8 40	8 40	"St. Paul	7 25	6 30	8 25			
		7 30	—	—	—	"St. Louis	—	—	—			
		—	4 15	3 05	—	"Des Moines	1 15	1 20	—			
		—	c7 46	—	—	"Excelsior Springs	—	c9 25	—			
		—	8 45	7 55	—	Ar Kansas City	8 00	8 45	—			
		—	8 45	—	—	Ar Fort Worth	—	9 00	—			

CONNECTIONS AT WINNIPEG

91 Mon., Wed., Fri.	93 Tue., Thur., Sun.	Pano- rama 5	Super Continental 3	1	CANADIAN NATIONAL RAILWAYS	Super Continental 2	4	Pano- rama 6	92 Thur., Sat., Mon.	90 Wed., Fri., Sun.
4 00	6 00	8 20	8 30	10 10	Lv Winnipeg (CST)	Ar 6 35	8 10	2 30	6 20	1 40
7 05	7 45	↑	↑	↑	Ar The Pas	↑	↑	↑	5 15	12 15
3 35	4 50	↓	↓	↓	Ar Thompson	↓	↓	↓	7 55	4 20
Tue., 7 30	Tue., 7 30	↓	↓	↓	Ar Churchill	↓	↓	↓	6 00	6 00
Thur., Sat.	Thur., Sat.	5 45	5 45	7 15	Ar Saskatoon	9 25	11 05	5 15	Tue., Thur., Sat.	Tue., Thur., Sat.
		6 10	6 05	7 40	Lv Saskatoon	9 00	10 40	4 50		
		11 30	11 05	12 45	Ar Edmonton	1 40	3 25	9 20		
		11 59	11 35	1 15	Lv Edmonton	1 15	3 00	8 55		
		6 00	4 35	6 10	Ar Jasper (MST)	8 10	10 25	4 10		
		6 00	4 05	5 40	Lv Jasper (PST)	6 55	8 55	2 40		
		9 30	7 40	9 00	Ar Vancouver	3 25	5 00	10 45		
						9 Ex. Sun.				
							10 Ex. Mon.			
						8 30 Ex. Mon.				
							6 30 Ex. Sun.			
						9 June 17- Sept. 15 Ex. Mon.				
						9 Apr. 24- June 17 Sept. 16- Oct. 28 Sun., Wed., Fri.				
							10 Apr. 26- June 16 Sept. 15- Oct. 29 Tue., Thur., Sat.			
							10 June 17- Sept. 14 Ex. Sun.			
						6 00 Ex. Mon.				
						6 30 Ex. Mon.				
							10 15 Ex. Sun.			
							9 45 Ex. Sun.			

Go Great—Go Great Northern

PILLOWS 35¢ EACH

For more relaxed Comfort

AVAILABLE FROM YOUR COACH PORTER



NEW LOW RATES!

**Door-to-door delivery
between 23,000 communities**

CONNECTION AT NORTH VANCOUVER, B. C.

Bus Daily	1 Daily	Pacific Great Eastern Railway North Vancouver—Dawson Creek Pacific Standard Time			2 Daily	Bus Daily
		CANADIAN PACIFIC RAILWAY				
	7 00	Lv North Vancouver	Ar	8 30		
	8 19	Ar Squamish	Lv	7 07		
	12 15	" Lillooet	Lv	3 05		
	12 25	Lv Lillooet	Lv	2 55		
	f 1 53	" Clinton	Lv	f 1 17		
	4 55	" Williams Lake	Lv	10 18		
	5 05	" Quesnel	Lv	8 23		
	8 50	Ar Prince George	Lv	6 30		
		BUS				
	10 00	Lv Prince George	Ar	6 00	5 30	
	12 50	" Parsip River	Lv	3 40	3 10	
	4 10	Ar Chetwynd (MST)	Lv	2 00	1 35	
	4 30	Ar Chetwynd (MST)	Lv	1 35	1 15	
	6 10	Ar Dawson Creek (MST)	Lv	11 55	11 30	

† Streamliner. Parlor car and coach accommodations.
 * Streamliner. Pullman and coach accommodations. Coach seats reserved in advance.
 * Daily.
 c Conditional Stop.
 * Operates 15 minutes earlier June 3 thru Sept. 14.
 Schedules on these pages are compiled from information furnished by railroads at time this folder was printed and are subject to change without notice.

CONNECTIONS AT CHICAGO

				The Chicagoan 90	Pace-maker 28-2	20th Century, 26	New England States 28	Fifth Ave. Cleve. Ltd. 6	NEW YORK CENTRAL SYSTEM La Salle Street Station	20th Century, 25	New England States 27	The Chicagoan 59				
				8 45	3 00	3 30	3 00	8 50	Lv Chicago (CST)	Ar 8 00	8 40	3 30				
				9 15	7 58	8 10	7 50	2 00	" Toledo (EST)	Lv 4 55	5 28	12 13				
				6 15	9 50		9 50	4 26	" Cleveland (EST)			9 55				
				10 05	1 18		1 18	8 43	" Buffalo (EST)		12 38	6 12				
				3 45	12 00		6 15	2 45	" Albany (EST)	" 7 40	7 10	12 47				
				7 45		8 30	11 35	6 15	Ar New York (EST)	Lv 5 00	2 30	10 00				
									Ar Boston (EST)	Lv						

				Motor City Spl., 368	Twilight Ltd., 356	Wolverine Detroit 8	NEW YORK CENTRAL SYSTEM La Salle Street Station	Motor City Spl., 369	Wolverine 17	Michigan 365	Twilight Ltd., 357				
				11 59	4 15	12 30	Lv Chicago	Ar 4 95	11 59	4 00	9 45				
				7 30	10 40	6 45	Ar Detroit	Lv 10 55	6 50	11 30	5 15				
						11 37	" Buffalo	"	1 52						
						8 00	" New York	"	5 30						
							Ar Boston	Lv							

				Midnight Spl. 5	Abraham Lincoln 3	The Limited 1	GULF, MOBILE & OHIO RAILROAD Union Station	Abraham Lincoln 2	The Limited 4	Midnight Spl. 6				
				11 25	4 55	11 10	Lv Chicago	Ar 2 18	9 05	7 00				
				3 21	7 35	2 35	Ar Springfield	Lv 10 54	5 55	1 55				
				7 30	10 30	4 43	Ar St. Louis	Lv 8 58	3 30	11 30				

				Manhattan Ltd. 22	The General #48	Broadway Ltd., Pullman Only 28	The Admiral 50	Pennsylvania Ltd. 54	PENNSYLVANIA RAILROAD Union Station	The Fort Pitt 53	Manhattan Ltd. 23	The General #49	Broadway Ltd., Pullman Only 29	Pennsylvania Ltd. 55				
				10 10	3 15	4 00	5 30	10 10	Lv Chicago	Ar 8 15	6 30	7 45	8 00	2 40				
				8 30	12 11	12 34	3 50	7 55	Ar Pittsburgh	Lv 10 35	10 20	12 22	1 02	6 35				
					8 55			4 25	" Baltimore	"		5 00						
					9 55			5 50	" Washington	"		4 00						
				4 30	7 17	7 03	11 40	3 45	" No. Philadelphia	"	2 02	5 34	6 21	10 43				
				6 55	8 50	8 30	1 50	5 20	Ar New York	Lv 12 30	12 30	4 05	5 00	8 40				

South Wind #90	The Kentuckian 74-94	PENNSYLVANIA RAILROAD Union Station	South Wind #93	The Kentuckian 95-75	70	Buckeye 74-86	PENNSYLVANIA RAILROAD Union Station	71	Buckeye 87-75
8 35	9 25	Lv Chicago	Ar 6 30	5 50	10 55	9 25	Lv Chicago	Ar 3 15	5 50
1 32	3 45	Ar Indianapolis	Lv 3 32	1 50		6 00	Ar Dayton	Lv 8 25	11 20
4 00	7 15	Ar Louisville	Lv 12 55	10 50	7 45	6 30	Ar Cincinnati	Lv	10 20
						7 55	Ar Columbus	Lv	9 30

The Dipomat 8-108	The Capital 6	10 2-02	BALTIMORE & OHIO RAILROAD Grand Central Station	The Dipomat 107-7	The Capital 5	173-9
9 20	3 30	10 20	Lv Chicago	Ar 3 10	7 30	5 40
8 48	1 20	9 40	Ar Pittsburgh	Lv 6 10	11 05	8 10
4 55	8 30	6 05	" Washington	" 10 15	4 00	12 00
6 00	9 45	7 45	Ar Baltimore	Lv 8 45	2 40	10 45

- ♠—Seats reserved at nominal charge.
- ①—Daily ex. Sun.
- ②—Operates even dates April, May and Aug.; odd dates June, July, Sept. and Oct.
- ③—Operates odd dates Oct., Jan. and April, even dates June, July, Sept. and Oct.
- Connecting train. Passengers, change trains at Harrisburg and Baltimore.
- ▲—On Sats., Leaves at 3:30 p.m.
- ⊕—Operates Daily except May 29.
- Arrives } Pennsylvania Station—30th Street.
Leaves }
- *—Connect at Montreal West.
- †—Daily.

AT CHICAGO . . .
TRAIN TO TRAIN BAGGAGE TRANSFER

is available to EMPIRE BUILDER Pullman passengers transferring to connecting Pennsylvania Broadway Limited and General; New York Central Twentieth Century; and Baltimore & Ohio Capital Limited, upon application to Pullman porter for special luggage check. This special baggage transfer is also available from these trains to the Empire Builder. Charge 75c per bag.



RENT - a - CAR SYSTEM

- World-wide reservation service
- Package tours available in all Avis cities
- Honors credit cards of all major transportation systems

DAYLIGHT SAVING TIME IS OBSERVED IN THE FOLLOWING STATES AND PROVINCES SERVED BY GREAT NORTHERN RAILWAY

ILLINOIS	April 24 thru Oct. 29
WISCONSIN	April 24 thru Oct. 29
MINNESOTA	April 24 thru Oct. 29
WASHINGTON	April 24 thru Oct. 29

OREGON	April 24 thru Oct. 29
CALIFORNIA	April 24 thru Oct. 29
BRITISH COLUMBIA	April 24 thru Oct. 29
MANITOBA	April 24 thru Oct. 29

ALL SCHEDULES IN THIS FOLDER IN CENTRAL, MOUNTAIN OR PACIFIC STANDARD TIME

TABLE OF CONTENTS

	Page
Altitude of Stations	2 and 3
Baggage Handling Information	26
Bus Schedules (connecting service)	16 and 17
Condensed Schedules of Principal Passenger Trains	4 and 5
Connecting Rail Lines	18, 19 and 20
Equipment of Passenger Trains	25
Free Baggage Cart Service	22
Passenger Information	26
Great Northern Passenger and Freight Traffic Offices and Representatives	27 and 28
Index to Stations	2 and 3

	Page
Mail Boxes at Stations	11
Map—Great Northern System and Connections	14 and 15
Passenger Train Schedules—Detailed	6 thru 13
Rail—Credit Plan	20 and 23
Railroad and Pullman Fares:	
One-way and Round-Trip Rail Fares	21 and 22
Pullman Sleeping Car Fares	23 and 24
Parlor Car and Pullman Seat Fares	23
Coach Seat Charge—(Empire Builder)	24
Rent-A-Car Service	10 and 19
Time Zones	26
Travel Service in Chicago	19

SUGGESTIONS TO HELP YOU READ THIS TIME FOLDER

Locate your destination in **STATION INDEX** contained on pages 2 and 3. The numbers shown opposite each station indicate the **TIME TABLES** in which the train service to each station is shown.

Numbers shown opposite station names in certain time tables, as, for example, "Duluth 16, 19" refer to other time tables which show connecting or additional train service to such stations.

Time from 12:01 midnight to 12:00 noon is shown by **LIGHT FACE** figures; time from 12:01 noon to 12:00 midnight by **BOLD FACE** figures.

Connecting line train and bus schedules appear on pages 13, 16, 17, 18, 19 and 20.

STATIONS IN THIS INDEX APPEAR IN TIME TABLES PRINTED IN THIS FOLDER, BUT DO NOT COMPRISE ALL THE GREAT NORTHERN RAILWAY STATIONS
Mixed train branch line service is not shown in this folder. For these schedules, consult the nearest Great Northern Agent or the Official Guide.

	Table No.	Altitudes		Table No.	Altitudes		Table No.	Altitudes		Table No.	Altitudes		Table No.	Altitudes
A			Ball Club, Minn. ⊙	19	1304	Bonnars Ferry, Ida.	9	1780	Carter, Mont.	7	3112	Comstock, Minn.	1	925
Acme, Mont.	7	3617	Baring, Wash.	10	766	Boulder, Mont.	17	5165	Cascade, Mont.	17	3378	Conkelly, Mont.	8	1998
Albany, Minn.	2	1201	Barnesville, Minn.	2	3025	Bowbells, N. D. ⊙	22	1961	Cascade Tunnel, Wash.	10	2883	Conrad, Mont*	7	3505
Albany, Ore.	15	875	Bartlett, N. D.	5	1534	Bowdoin, Mont.	6	2920	Cashmere, Wash.	10	797	Cooks, Wash.	13	1988
Alderdale, Wash.	13	925	Basin, Mont.	17	5339	Box Elder, Mont.	7	2682	Castle Rock, Wash.	12	59	Coon Creek Jct., Minn.	16	873
Alexandria, Minn.	2	1390	Battle View, N. D.*	5	5	Brady, Mont*	7	3535	Cedar, Minn.	16	904	Coram, Mont.	8	3158
Amber, Wash.	13	889	Bellingham, Wash.	11	15	Braham, Minn.	16	956	Centralia, Wash.	12	183	Coteau, N. D.	22	1998
Andover, Minn.	16	889	Belt, Mont.	18	3574	Brantford, N. D.	4	1528	Chappell, Mont.	7	2572	Craig, Mont.	17	3455
Angus, Minn.	3	875	Belton, Mont.	8	3290	Breckenridge, Minn.	1	966	Chehalis, Wash.	12	188	Crary, N. D.	5	1488
Antelope, Mont.	21	2047	Bemidji, Minn. ⊙	19	1351	Bremen, N. D.	4	1549	Chelsea, Mont.	6	1979	Crescent Beach, B. C.	11	9
Argusville, N. D.	2	889	Bena, Minn.	19	1311	Bremerton, Wash.	Page 17	17	Chester, Mont.	6	3139	Crescent Lake, Ore.	15	15
Argyle, Minn.	3	850	Benchland, Mont.	18	4324	Broadview, Mont.	18	3855	Chewelah, Wash. ⊙	25	1665	Crookston, Minn.*	3	3
Armington, Mont.	18	3557	Benson, Wash.	13	1471	Brocton, Mont.	6	1955	Chicago, Ill.	2	595	Crookston Pass. Sta.	3	3
Arvilla, N. D.	5	1019	Benson, Minn.	1	1050	Brook Park, Minn.	16	1030	Chief Joseph Dam (see page 17)	1, 2	595	Crookston, Minn.	3	3
Asbury, Minn.	19	1045	Berne, Wash.	10	2818	Brooklyn, Minn.	19	1929	Chinook, Mont.	6	2410	Crossport, Idaho.	9	872
Auburn, Ore.	15	1163	Berthold, N. D.	4	5	Browning, Minn.	8	4466	Churchs Ferry, N. D.	5	1460	Culbertson, Mont.	6	21
Askov, Minn.	18	1163	Berwick, N. D.	13	351	Bruno, Minn.	16	1154	Clancy, Mont.	17	4240	Culver, Ore.	14	14
Atwater, Minn.	1	1229	Bethel, Minn.	5	1484	Brushvale, Minn.	1	958	Cliffs, Wash.	13	177	Cummings, N. D.	2	935
Auburn, Wash.	12	100	Biga Sandy, Mont.	7	2703	Burlington, Wash.	11	36	Clifton, N. D.	4	1639	Cut Bank, Mont.	8	3753
Aurora, Ill.	2	650	Billings, Mont.	18	3124	Burlington, N. D.*	5	15	Climax, Minn.	20	867			
Avery, Wash.	13	925	Bingen, Wash.	13	13	Butte, Mont.	17	5542	Clontarf, Minn.	1	1048			
Avon, Minn.	2	1132	Bingham, Minn.	20	905	Buxton, N. D.	2	935	Cloquet, Minn. ⊙	19	1195			
Aylmer, N. D.	4	1582	Bison, Mont.	8	4897				Coburg, Mont.	6	2306			
			Blackberry, Minn. ⊙	19	1304				Cohasset, Minn. ⊙	19	1287			
			Blackfoot, Mont.	8	4152				Cokato, Minn.	1	1056	D		
			Blacktail, Mont.	8	4664				Colburn, Idaho.	9	2175	Dalton, Minn.	2	1352
			Blaine, Wash.	11	24				Colfax, Wash. ⊙	24	1966	Dant, Ore.	14	14
			Blair, Mont.	6	1928	C			Collegeville, Minn.	2	1095	Darwin, Minn.	1	1136
			Blaisdell, N. D.	4	2264	Camas, Wash.	13	46	Collins, Minn.	7	3514	Dassel, Minn.	1	1090
			Bleuwestm, Wash.	10	2333	Cambridge, Minn.	16	964	Columbia Falls, Mont.	8	3095	Davidson, Ore.	14	14
			Blythe, Mont.	18	3792	Camden, Wash.	9	1916	Columbia River, Wash.	10	608	Davis, Cal.	15	15
						Campbell, Minn.	1	988			Dean, Wash.	9	1835	
						Carlisle, Minn.	2	1230						
						Carlton, Wash.	23	23						

⊙Bus and Freight Service only.

*Bus Service only.

ONE-WAY AND ROUND-TRIP RAILWAY FARES—Continued

(Subject to Change)
Consult your ticket or travel agent for further information about fares.

	FIRST CLASS		COACH CLASS			FIRST CLASS		COACH CLASS	
	One Way	6 Months Round Trip	One Way	6 Months Round Trip		One Way	6 Months Round Trip	One Way	6 Months Round Trip
HELENA, BUTTE, MONT. to									
Chicago, Ill.	\$57.45	\$103.45	\$45.92	\$ 81.40	SEATTLE, TACOMA, WASH. to	\$ 82.75	\$126.80	\$65.16	\$ 99.75
Duluth, Minn.	43.21	71.80	36.04	61.30	Chicago, Ill.	67.87	106.35	53.45	83.70
Everett, Wash.	41.70	75.10	39.84	59.15	Duluth, Minn.	58.14	92.35	45.79	78.10
Minneapolis, Minn.	①124.83	①231.55	① 85.23	①153.12	Fargo, N. D.	95.70	46.30	20.95	36.45
New York, N. Y.					Glacier Park, Mont.	57.11	92.35	44.97	78.10
					Grand Forks, N. D.				
St. Paul, Minn.	42.14	75.90	33.18	59.75	Great Falls, Mont.	29.79	53.65	23.46	42.25
Washington, D. C.	①114.65	①212.13	① 78.82	①142.29	Duluth, Minn.	67.04	106.35	52.91	83.70
					Montreal, Que.	①130.29	①216.38	① 97.15	①167.09
SPOKANE, WASH. to					New York, N. Y.	①150.13	①254.90	①104.22	①171.47
Chicago, Ill.	70.56	107.00	55.56	89.25	Portland, Ore., from Seattle.	7.06	12.75	② 5.56	② 10.05
Duluth, Minn.	55.64	87.80	43.82	70.85	do from Tacoma.	5.58	10.05	② 4.40	② 7.95
Everett, Wash.	11.42	20.60	9.00	16.20	St. Paul, Minn.	67.47	106.35	② 53.14	② 83.70
Fargo, N. D.	45.93	73.10	36.16	62.55					
Glacier Park, Mont.	13.49	24.30	10.63	19.15	Spokane, Wash.	19.20	22.00	9.63	17.35
					Toronto, Ont.	①114.84	①188.58	① 84.35	①142.79
Grand Forks, N. D.	44.91	73.10	35.34	62.55	★Vancouver, B. C., from Seattle.	6.24	11.25	② 5.16	② 9.30
Great Falls, Mont.	17.59	31.70	13.86	24.95	do from Tacoma.	7.71	13.90	② 6.35	② 11.45
Minneapolis, Minn.	54.84	87.80	43.20	70.85	Washington, D. C.	①139.95	①245.36	① 97.81	①166.18
New York, N. Y.	①137.94	①235.10	① 95.08	①160.97					
Portland, Ore.	16.47	29.65	12.98	23.40	Whitefish, Mont.	22.55	40.60	17.77	32.00
St. Paul, Minn.	55.26	87.80	43.51	70.85	Williston, N. D.	44.42	80.00	34.98	63.00
					Winnipeg, Man.	63.04	95.10	50.06	82.25
Seattle, Wash.	19.20	22.00	9.63	17.35					
Tacoma, Wash.	12.20	22.00	9.63	17.35	PORTLAND, ORE. to				
Vancouver, B. C.	16.40	29.55	13.19	23.75	Chicago, Ill.	82.75	126.80	65.16	99.75
Washington, D. C.	①127.76	①225.56	① 88.67	①155.68	Duluth, Minn.	70.10	106.35	55.24	83.70
Wenatchee, Wash.	6.74	12.15	5.29	9.55	Fargo, N. D.	60.40	95.90	47.57	81.95
Whitefish, Mont.	10.36	18.65	8.18	14.75	Glacier Park, Mont.	③27.95	50.35	③ 22.04	③ 39.70
Williston, N. D.	39.92	58.00	25.39	45.75	Grand Forks, N. D.	59.37	95.90	46.76	81.95
Winnipeg, Man.	50.84	80.70	40.45	69.10					
					Great Falls, Mont.	32.04	57.70	25.24	45.45
WENATCHEE, WASH. to					Los Angeles, Cal.	52.70	94.90	② 41.53	② 74.80
Chicago, Ill.	77.30	119.15	60.84	98.80	Minneapolis, Minn.	69.30	106.35	54.60	83.70
Duluth, Minn.	62.38	99.95	49.12	80.40	New York, N. Y.	①150.13	①254.90	①104.22	①171.47
Everett, Wash.	4.69	8.45	3.70	6.70	St. Paul, Minn.	69.71	106.35	54.90	83.70
Fargo, N. D.	52.68	85.25	41.47	72.10	San Francisco, Cal.	34.65	62.40	② 27.32	② 49.20
Glacier Park, Mont.	20.23	36.45	15.94	28.70					
					Seattle, Wash.	7.06	12.75	② 5.56	② 10.05
Grand Forks, N. D.	51.65	34.50	40.64	72.10	Spokane, Wash.	16.47	29.65	12.98	23.40
Great Falls, Mont.	24.32	43.80	19.15	35.50	Tacoma, Wash.	5.58	10.05	② 4.40	② 7.95
Minneapolis, Minn.	61.58	99.95	48.51	80.40	Vancouver, B. C.	13.29	23.95	② 10.74	② 19.35
New York, N. Y.	①144.68	①247.95	①100.37	①170.52	Washington, D. C.	①139.95	①245.36	① 97.81	①166.18
Portland, Ore.	19.98	23.40	10.21	18.40					
St. Paul, Minn.	61.99	99.95	48.84	80.40	Whitefish, Mont.	④24.81	44.70	④19.59	④ 35.30
Seattle, Wash.	5.93	10.70	4.75	8.55	Williston, N. D.	46.68	84.05	36.77	66.20
Spokane, Wash.	6.74	12.15	5.29	9.55	Winnipeg, Man.	65.28	103.45	51.85	83.70
Tacoma, Wash.	7.40	13.35	5.91	10.65					
Vancouver, B. C., Via Everett.	9.68	17.45	7.92	14.30	VANCOUVER, B. C. to				
do Via Seattle.	12.17	21.95	9.92	17.90	Chicago, Ill.	82.75	126.80	65.16	99.75
Washington, D. C., Via Seattle.	①134.50	①237.71	① 93.71	①165.23	Duluth, Minn.	67.87	106.35	53.45	83.70
Whitefish, Mont.	17.10	30.80	13.45	24.25	Fargo, N. D.	58.14	92.35	45.79	78.10
Williston, N. D.	38.97	70.15	30.67	55.25	Glacier Park, Mont.	29.90	53.85	23.82	42.90
					Grand Forks, N. D.	57.11	92.35	44.97	78.10
EVERETT, WASH. to					Great Falls, Mont.	33.99	61.20	27.03	48.70
Chicago, Ill.	81.97	126.80	64.56	99.75	Minneapolis, Minn.	67.04	106.35	52.81	83.70
Duluth, Minn.	67.08	106.35	52.83	83.70	Montreal, Que.	①130.29	①216.38	① 97.15	①167.09
Fargo, N. D.	57.35	92.35	45.16	78.10	New York, N. Y.	①150.13	①254.90	①104.22	①171.47
Glacier Park, Mont.	24.92	44.90	19.64	35.40	Ottawa, Ont.	①127.19	①209.98	① 94.25	①161.49
Grand Forks, N. D.	56.32	92.35	44.35	78.10	★Portland, Ore.	13.29	23.95	② 10.74	② 19.35
					Quebec, Que.	①137.69	①229.73	①103.30	①178.79
Great Falls, Mont.	29.01	52.95	22.84	41.15					
Minneapolis, Minn.	66.97	106.35	52.80	83.70	St. Paul, Minn.	67.47	106.35	53.14	83.70
New York, N. Y.	①149.35	①254.90	①103.65	①171.47	★Seattle, Wash.	6.24	11.25	② 5.16	② 9.30
★Portland, Ore.	8.33	15.00	② 6.58	② 11.85	Spokane, Wash.	16.40	29.55	② 13.19	② 23.75
St. Paul, Minn.	66.68	106.35	52.51	83.70	Tacoma, Wash.	7.71	13.90	② 6.35	② 11.45
Spokane, Wash.	11.42	20.60	9.00	16.20	Toronto, Ont.	①114.84	①188.58	① 84.35	①142.79
					Washington, D. C.	①139.95	①245.36	① 97.81	①166.18
★Vancouver, B. C.	4.99	9.00	② 4.19	② 7.55	Whitefish, Mont.	26.76	48.20	21.35	38.45
Washington, D. C.	①139.17	①245.36	① 97.18	①166.18	Williston, N. D.	44.42	80.00	34.98	63.00
Whitefish, Mont.	21.78	39.25	17.17	30.95	Winnipeg, Man.	63.04	95.10	50.06	82.25
Williston, N. D.	43.64	78.60	34.37	61.90					
Winnipeg, Man.	62.25	95.10	49.46	82.25					

① Lower fares via other routes also available.
 ② Lower fare with shorter limit also available.
 ③ Fare applies via S. P. & S., Spokane and G. N. Ry.; via G. N. (via Seattle) fare \$29.97, First Class and \$23.60 Coach Class.
 ④ Fare applies via S.P.&S. Spokane and G.N. Ry.
 ★ Special reduced Coach Fares available with shorter limits—Consult Great Northern Agent.

Free Baggage Cart Service

is available at stations Great Northern utilizes in the following cities:

Fargo, N. D.	Portland, Ore.
Grand Forks, N. D.	Seattle, Wash.
Havre, Mont.	Spokane, Wash.
Minot, N. D.	Whitefish, Mont.

PULLMAN SLEEPING CAR FARES

(See Page 24 for charges covering all types of sleeping car accommodations.)

Sleeping car fares are compiled from Pullman Company tariffs, are published for information only, and are subject to change without notice.

BETWEEN	Chicago, Ill.	St. Paul-Minneapolis	Duluth-Superior	Fargo	Grand Forks	Minot	Great Falls	Glacier Park	Spokane	Seattle-Tacoma	Portland	Vancouver, B. C.
	Standard Lower Berth	Standard Lower Berth	Standard Lower Berth	Standard Lower Berth	Standard Lower Berth	Standard Lower Berth	Standard Lower Berth	Standard Lower Berth	Standard Lower Berth	Standard Lower Berth	Standard Lower Berth	Standard Berth
Alexandria, Minn.	\$ 7.55						\$11.45	\$12.25	\$16.20	\$20.15	\$20.15	\$20.15
Baltimore, Md.		\$16.80				\$21.20	27.70	28.70	31.80	34.92	34.92	34.92
Bellingham, Wash.	24.20	20.80	\$20.80	\$18.85	\$18.85	16.20					5.80	
Belton, Mont.	17.70	14.05	14.05	11.75	11.45	9.20	5.80		5.80	9.50	⑦ 9.50	
Boston, Mass.		19.00		21.90	21.90	23.40	29.90	30.90	34.00	37.40	37.40	37.40
Buffalo, N. Y.		13.56				17.96	24.46	25.46	28.56	31.96	31.96	31.96
Chicago, Ill.		5.80		8.70	8.70	10.20	16.70	17.70	20.80	24.20	24.20	24.20
Cincinnati, O.		12.51		15.41	15.41	16.91	23.41	24.41	26.86	29.86	29.86	29.86
Cleveland, O.		12.51		15.41	15.41	16.91	23.41	24.41	27.51	30.91	30.91	30.91
Columbia Falls, Mont.	18.10	14.50		12.25	11.45	9.20	5.80		5.80	9.20	9.20	
Crookston, Minn.	8.70	5.80										
Des Moines, Ia.		5.80		11.60	11.60	12.50	15.50	19.10	19.10	22.20	22.20	22.20
Devils Lake, N. D.	9.50	5.80					8.70	9.95	13.75	18.10	18.10	18.10
Duluth, Minn.		5.80					13.25	14.05	17.70	20.80	20.80	20.80
Ephrata, Wash.	22.20	18.85		16.20	15.50	13.75	8.70	6.70	5.80	5.80		
Everett, Wash.	24.20	20.80	20.80	18.85	18.10	16.20	11.00	9.50	5.80	5.80	5.80	
Fargo, N. D.	8.70	5.80					10.20	11.00	14.70	18.85	18.85	19.85
Fergus Falls, Minn.	7.55						11.00	11.75	15.90	19.45	19.45	
Glacier Park, Mont.	17.70	14.05	14.05	11.00	11.00	8.70	5.80	5.80	5.80	9.50	⑦ 9.50	
Glasgow, Mont.	13.75	9.95	9.95	7.55	6.70	5.80	5.80	5.80	9.50	⑧ 13.25	⑦ 13.75	
Grand Forks, N. D.	8.70	5.80					9.95	11.00	14.70	18.85	18.85	18.85
Great Falls, Mont.	16.70	13.25	13.25	10.20	9.95	7.55	5.80	5.80	7.05	11.00	11.75	18.85
Havre, Mont.	15.50	11.75	11.75	9.50	8.70	6.30		5.80	7.55	11.75	11.75	
Kansas City, Mo.		6.70		12.50	12.50	13.40	⑥ 19.10	⑥ 19.10	⑥ 19.10	⑥ 22.20	⑥ 22.20	⑥ 23.15
Los Angeles, Cal.	⑥ 34.20	④ 30.90	④ 30.90	④ 30.90	④ 30.90	④ 30.90	④ 21.50	④ 21.50	④ 18.10	① 15.90	① 15.90	① 20.80
Minneapolis, Minn.	5.80			5.80	5.80	6.70	④ 13.25	④ 14.05	④ 17.70	④ 20.80	④ 20.80	④ 20.80
Minot, N. D.	10.20	6.70	6.70				7.55	8.70	12.25	16.20	16.20	16.20
Moorhead, Minn.	8.70	5.80					10.20	11.00	14.70	18.85	18.85	19.85
New York, N. Y.		17.57				21.97	28.47	29.47	32.57	35.97	35.97	35.97
Pasco-Kennewick, Wash.	20.80	19.10		16.20	15.90	13.75						
Philadelphia, Pa.		16.80				21.20	27.70	28.70	31.80	35.20	35.20	
Pittsburgh, Pa.		12.51				16.91	23.41	24.41	27.51	30.91	30.91	5.80
Portland, Ore.	24.20	20.80		18.85	18.85	16.20	11.75	⑦ 9.50	⑦ 5.80	5.80		
Sacramento, Cal.	⑤ 27.50	④ 24.20	⑤ 26.80	④ 24.20	④ 24.20	④ 24.20	④ 17.70	④ 17.35	④ 13.75	① 11.00	① 10.60	
St. Cloud, Minn.	5.80						④ 12.55	④ 13.25	④ 17.00	④ 20.80	④ 20.80	20.80
St. Louis, Mo.		6.70		12.50	12.50	13.40	⑥ 16.70	⑥ 20.15	⑥ 20.15	⑥ 23.15	⑥ 23.15	⑥ 23.15
St. Paul, Minn.	5.80			5.80	5.80	6.70	13.25	14.05	17.70	20.80	20.80	20.80
San Francisco, Cal.	⑤ 27.50	④ 24.20	⑤ 26.80	④ 24.20	④ 24.20	④ 24.20	④ 18.45	④ 17.70	④ 14.05	② 11.45	11.00	
Sauk Centre, Minn.	6.30						11.75	12.55	16.70	20.15	20.55	20.55
Seattle, Wash.	24.20	20.80	20.80	18.85	18.85	16.20	11.00	9.50	5.80		5.80	
Shelby, Mont.	16.70	13.25	13.25	10.20	9.95	7.55			6.30	10.70	11.00	
Spokane, Wash.	20.80	17.70	17.70	14.70	14.70	12.25	7.05	5.80		5.80	⑦ 5.80	
Superior, Wis.		5.80					13.25	14.05	17.70	20.80	20.80	20.80
Tacoma, Wash.	24.20	20.80	20.80	18.85	18.85	16.20	11.00	9.50	5.80		5.80	
Vancouver, B. C.	24.20	20.80	20.80	19.85	18.85	16.20						
Washington, D. C.		16.80				21.20	27.70	28.70	31.80	34.92	34.92	
Wenatchee, Wash.	22.50	19.10	19.10	17.00	16.20	14.05	9.50	7.55	5.80	5.80		
Whitefish, Mont.	18.10	14.50		12.25	11.45	9.20				9.20		
Williston, N. D.	12.25	8.70	8.70				6.30	7.05	11.45	15.50	15.50	16.20
Willmar, Minn.	6.70			5.80	5.80	5.80	11.75	12.55	16.70	20.55	20.55	20.55
Winnipeg, Man.	9.50	5.80		5.80	5.80	5.80		12.25	15.90	20.15	20.15	

① Tacoma, 80c. less.

② Tacoma, 45c. less.

③ Tacoma, 50c. higher.

④ Via Seattle or Portland.

⑤ Via St. Paul and Portland or Seattle.

⑥ Via St. Paul.

⑦ Via S. P. & S.

PARLOR SEAT FARES

Great Northern Railway

All Rail Tickets honored on payment of Parlor Car charge between Seattle or Everett and Vancouver, B. C., and between St. Paul or Minneapolis and Duluth.

Between
Seattle or Everett and Vancouver, B. C. \$1.15
St. Paul or Minneapolis and Duluth. 1.15

PARLOR SEAT FARE

Between
Seattle and Portland. \$1.60
(First class rail tickets required with parlor seat ticket between Seattle and Portland.)

SEAT FARES IN PULLMAN SLEEPING CARS

Between

St. Paul or Minneapolis and Willmar. \$1.15
St. Paul and Morris. 1.65
Minneapolis and Morris. 1.50
St. Paul or Minneapolis and Breckenridge. 2.00
St. Paul or Minneapolis and Moorhead or Fargo. 2.00
St. Paul or Minneapolis and New Rockford. 3.25
St. Paul or Minneapolis and Minot. 3.80
Glacier Park and Spokane. 3.05
Glacier Park and Seattle. 5.55
Belton and Spokane. 2.95
Belton and Seattle. 5.05
Seattle and Spokane. 2.95
Portland and Spokane. 2.95
Seattle and Portland. 2.00
Tacoma and Portland. 1.50

We honor

AMERICAN EXPRESS

CREDIT CARDS



PULLMAN SLEEPING CAR FARES—Continued

RATES FOR UPPER BERTH, DUPLEX ROOMETTE, ROOMETTE, BEDROOM, COMPARTMENT AND DRAWING ROOM IN STANDARD SLEEPING CARS

Where Lower Berth Is	Upper Berth Is	Duplex Roomette For One Person	Roomette For One Person	Bedroom For One or More Persons	Bedroom Suite 2 or More Persons	Compartment For One or More Persons	Drawing Room For One or More Persons	Where Lower Berth Is	Upper Berth Is	Duplex Roomette For One Person	Roomette For One Person	Bedroom For One or More Persons	Bedroom Suite 2 or More Persons	Compartment For One or More Persons	Drawing Room For One or More Persons
5.80	4.40	6.35	8.10	14.75	\$26.65	\$15.85	\$21.35	19.00	14.41	\$21.04	\$26.58	\$46.05	\$84.15	\$49.85	\$67.85
6.30	4.75	7.00	8.75	15.95	29.00	17.15	23.15	19.10	14.55	21.05	26.80	44.05	81.30	47.85	66.00
6.70	5.15	7.40	9.40	16.65	30.40	18.05	24.40	19.45	14.80	21.50	27.35	44.90	83.00	48.75	67.20
7.05	5.40	7.85	9.95	17.50	31.90	18.95	25.65	19.85	15.10	21.90	27.70	45.65	84.35	49.60	68.50
7.55	5.65	8.30	10.55	18.65	34.05	20.10	27.25	20.15	15.35	22.20	28.20	46.40	85.75	50.40	69.55
8.70	6.65	9.65	12.20	21.20	38.85	22.90	31.20	20.55	15.55	22.60	28.80	47.10	87.05	51.35	70.80
9.20	6.95	10.15	12.80	22.20	40.70	24.10	32.80	20.80	15.90	22.95	29.15	47.85	88.50	51.95	71.70
9.50	7.15	10.55	13.25	22.95	42.10	24.85	33.90	21.20	16.05	23.56	29.69	50.90	93.45	55.10	75.30
9.95	7.55	10.95	13.80	23.90	43.80	25.85	35.35	21.50	16.30	23.70	30.10	49.30	91.15	53.65	74.05
10.20	7.90	11.35	14.40	24.50	44.95	26.50	36.25	21.90	16.70	24.10	30.60	50.05	92.50	54.55	75.00
10.60	8.10	11.70	14.80	25.50	46.85	27.70	37.80	21.97	16.82	24.44	31.01	52.75	96.75	57.05	78.30
10.70	8.05	11.80	14.85	25.55	46.95	27.70	37.85	22.20	16.85	24.40	31.00	50.90	94.10	55.30	76.35
11.00	8.40	12.25	15.50	26.30	48.25	28.45	38.90	22.50	17.15	24.80	31.55	51.65	95.50	56.05	77.45
11.45	8.65	12.70	16.00	27.20	49.90	29.50	40.35	23.15	17.65	25.50	32.45	52.95	97.95	57.60	79.65
11.60	8.80	12.85	16.30	27.50	50.50	29.75	40.75	23.40	17.81	26.04	32.88	55.80	102.45	60.50	82.75
11.75	9.00	13.05	16.60	27.95	51.30	30.25	41.45	23.41	17.76	27.15	34.47	58.55	107.40	63.45	86.90
12.25	9.25	13.55	17.10	28.90	53.15	31.45	43.05	24.20	18.40	26.60	33.80	55.05	101.95	60.05	83.00
12.50	9.45	13.65	17.40	31.65	57.20	34.00	45.80	24.41	18.61	28.25	35.97	60.95	111.85	65.90	90.35
12.51	9.46	15.15	19.32	34.65	62.75	37.25	50.35	24.46	18.64	28.64	36.29	61.20	112.65	66.50	91.20
12.55	9.50	13.90	17.65	29.65	54.50	32.15	44.10	25.46	19.49	29.74	37.79	63.60	117.05	68.95	94.65
13.25	10.10	14.65	18.65	31.20	57.45	33.85	46.45	26.80	20.40	29.50	37.50	60.95	112.90	66.30	91.75
13.40	10.21	14.72	18.75	33.60	61.05	36.30	48.95	26.86	20.41	31.00	39.42	66.30	121.90	71.80	98.55
13.56	10.34	16.64	21.14	37.30	68.00	40.30	54.65	27.50	20.95	30.35	38.50	62.50	117.75	68.00	94.15
13.75	10.50	15.25	19.20	32.35	59.45	35.00	48.05	27.51	20.96	31.75	40.37	67.75	124.60	73.35	100.70
14.05	10.70	15.45	19.70	33.00	60.80	35.75	49.15	27.70	20.95	30.56	38.54	65.05	119.80	70.65	97.60
14.50	10.95	15.95	20.20	33.90	62.40	36.80	50.60	28.47	21.72	31.44	39.86	66.90	123.10	72.60	99.65
14.70	11.35	16.25	20.70	34.45	63.55	37.30	51.25	28.56	21.84	33.24	42.19	70.40	129.85	76.40	105.00
15.10	11.50	16.80	21.25	35.50	65.45	38.60	53.10	28.70	21.90	31.60	40.20	65.15	120.70	70.80	98.10
15.41	11.71	18.45	23.42	41.10	74.95	44.30	60.20	29.47	22.57	32.54	41.36	69.30	127.50	75.05	103.10
15.50	11.80	17.05	21.70	36.25	66.85	39.25	54.00	29.86	22.71	34.30	43.67	72.85	134.05	79.00	108.65
15.90	12.10	17.55	22.20	36.95	68.05	40.15	55.25	29.90	22.71	33.04	41.73	69.95	128.80	76.05	104.40
16.20	12.35	17.85	22.70	37.70	69.50	40.90	56.30	30.90	23.45	35.40	45.00	74.90	138.05	81.45	112.00
16.70	12.70	18.35	23.25	38.65	71.30	42.05	57.90	30.91	23.46	35.40	45.02	74.95	138.05	81.45	112.00
16.80	12.65	18.56	23.39	41.15	75.15	44.45	60.40	31.80	24.15	35.16	44.44	74.25	137.00	80.55	110.75
16.91	12.86	20.15	25.62	44.46	81.05	47.90	65.25	31.96	24.34	36.67	46.53	77.35	142.70	83.95	115.60
17.00	12.90	18.85	23.75	39.40	72.65	42.80	59.00	32.57	24.92	36.04	45.76	76.10	140.30	82.50	113.45
17.35	13.20	19.05	24.30	40.10	74.05	43.60	60.05	34.00	25.91	37.64	47.63	79.15	146.00	85.95	118.90
17.57	13.42	19.44	24.71	43.00	78.45	46.40	63.10	34.20	26.00	39.15	49.70	82.35	151.85	89.40	123.15
17.70	13.55	19.45	24.75	41.05	75.70	44.50	61.35	34.92	26.65	38.59	49.06	81.20	149.75	88.15	121.40
17.96	13.74	21.64	27.44	47.05	86.30	50.95	69.55	35.20	26.65	38.81	49.09	81.45	150.45	88.65	122.05
18.10	13.70	19.95	25.95	41.75	77.10	45.40	62.55	35.97	27.42	39.69	50.41	83.30	153.75	90.60	124.75
18.45	14.00	20.30	25.85	42.60	78.70	46.30	63.85	37.40	28.41	41.29	52.28	86.35	159.45	94.05	129.50
18.85	14.30	20.70	26.25	43.35	80.10	47.20	65.10								

Exclusive Occupancy. For individual occupancy of a duplex-roomette, roomette, bedroom or a compartment, one railroad ticket is required. For a drawing-room one and one-fourth (1 1/4) railroad tickets are required on the Great Northern Railway. Prices and accommodations subject to change without notice.

COACH SEAT CHARGE—EMPIRE BUILDER

For charge between points not listed, consult Agent

	Chicago	St. Paul-Minneapolis	Willmar	Breckenridge	Fargo	Minot	Williston	Wolf Point	Glasgow	Malta	Havre	Chester	Shelby	Cut Bank	Whitefish	Spokane	Wenatchee
St. Paul—Mpls., Minn.	See Note																
Willmar, "	\$0.50																
Breckenridge, "	.50	\$0.50															
Fargo, North Dakota50	.50	\$0.50														
Minot, "	.50	.50	.50	\$0.50													
Williston, "	1.00	.50	.50	.50	.50	\$0.50											
Wolf Point, Montana . . .	1.00	1.00	1.00	.50	.50	.50	\$0.50										
Glasgow, "	1.00	1.00	1.00	.50	.50	.50	.50	\$0.50									
Malta, "	1.50	1.00	1.00	1.00	.50	.50	.50	.50	\$0.50								
Havre, "	1.50	1.00	1.00	1.00	1.00	.50	.50	.50	.50	\$0.50							
Chester, "	1.50	1.00	1.00	1.00	1.00	.50	.50	.50	.50	.50	\$0.50						
Shelby, "	1.50	1.00	1.00	1.00	1.00	.50	.50	.50	.50	.50	.50	\$0.50					
Cut Bank, "	1.50	1.00	1.00	1.00	1.00	1.00	.50	.50	.50	.50	.50	.50	\$0.50				
Whitefish, "	1.50	1.00	1.00	1.00	1.00	1.00	.50	.50	.50	.50	.50	.50	.50	\$0.50			
Spokane, Washington . . .	2.00	1.50	1.50	1.50	1.00	1.00	1.00	1.00	1.00	1.00	.50	.50	.50	.50	\$0.50		
Wenatchee, "	2.00	1.50	1.50	1.50	1.50	1.00	1.00	1.00	1.00	1.00	1.00	1.00	1.00	1.00	.50	\$0.50	
Seattle, "	2.00	1.50	1.50	1.50	1.50	1.50	1.00	1.00	1.00	1.00	1.00	1.00	1.00	1.00	.50	.50	\$0.50
Pasco, "	2.00	1.50	1.50	1.50	1.50	1.00	1.00	1.00	1.00	1.00	1.00	1.00	1.00	1.00	.50	.50	.50
Wishram, "	2.00	1.50	1.50	1.50	1.50	1.50	1.00	1.00	1.00	1.00	1.00	1.00	1.00	1.00	.50	.50	.50
Bingen—White Salmon,	2.00	1.50	1.50	1.50	1.50	1.50	1.00	1.00	1.00	1.00	1.00	1.00	1.00	1.00	.50	.50	.50
Stevenson, "	2.00	1.50	1.50	1.50	1.50	1.50	1.00	1.00	1.00	1.00	1.00	1.00	1.00	1.00	.50	.50	.50
Vancouver, "	2.00	1.50	1.50	1.50	1.50	1.50	1.00	1.00	1.00	1.00	1.00	1.00	1.00	1.00	1.00	.50	.50
Portland, Oregon	2.00	1.50	1.50	1.50	1.50	1.50	1.00	1.00	1.00	1.00	1.00	1.00	1.00	1.00	1.00	.50	.50

Note—Coach seat charge does not apply locally on CB&Q between Chicago and Minneapolis-St. Paul.

EMPIRE BUILDER

(Trains 31-32)†

	CAR	
	West and North	East and South
Radio and tape recorded music, Coach Porter Service. Passenger Representative May 26 to September 10		
Reclining 60-Seat Coach —St. Paul to Seattle Car 100 reserved and operates Chicago-Seattle.....	100	200
June 1 to Sept. 11 and Car 200 Seattle-Chicago May 29 to Sept. 8		
Reclining Seat Coaches —Leg Rests		
St. Paul-Seattle—46 Seats Dome Coach.....	101	201
Operates Chicago-Seattle May 27 to Sept 14 Seattle-Chicago May 24 to Sept. 11		
Chicago-Seattle—46 Seats Dome Coach.....	102	202
St. Paul-Seattle—48 Seats May 27 to Sept. 11.....	103	203
St. Paul-Portland—48 Seats June 1 to Sept. 11.....	104	204
Chicago-Portland—46 Seats Dome Coach.....	105	205
ALL SEATS RESERVED—SEAT CHARGE (see Page 24)		
Ranch Lounge (Meals—Beverages) Chicago-Seattle Lounge for coach passengers		
Dining Car (Dinner by reservation) Chicago-Seattle-Portland		
Sleeping Cars		
Chicago-Portland 4 Sec., 7 Dup. Rmt., 3 Dbl. Bdrm., 1 Compt.. Operates May 27 to Sept. 6 inclusive	311	321
Chicago-Portland—6 Rmt., 5 Dbl. Bdrm., 2 Compt.....	312	322
Chicago-Seattle—6 Rmt., 5 Dbl. Bdrm., 2 Compt.....	314	324
Operates Chicago-Seattle May 18 to October 14		
Chicago-Seattle—7 Dup. Rmt., 6 Dbl. Bdrm., 1 Compt.....	315	325
Chicago-Seattle—6 Rmt., 4 Dbl. Bdrm., 1 Compt.....	316	326
Operates Chicago-Seattle June 8 to September 10 Seattle-Chicago June 11 to Sept. 12		
St. Paul-Seattle—6 Rmt., 5 Dbl. Bdrm., 2 Compt.....	316	326
Operates from St. Paul until May 17 from Seattle until May 15 Spokane to Seattle (ex. Sat.) 16 Dup. Rmt., 4 Dbl. Bdrm.....	31	...
Will not operate June 11 to Sept. 13		
Spokane-Portland—SP&S 6 Rmt., 3 Dbl. Bdrm., Buffet-Lounge..	10	20
GREAT DOME full-length lounge (Beverage service) Chicago-Seattle—For Pullman passengers		

WINNIPEG LIMITED (Trains 7-8)

between St. Paul-Minneapolis and

Winnipeg

Day-Nite Reclining Seat Coaches —St. Paul-Winnipeg.....
(Sandwiches and refreshments by train sales service)		
Sleeping Cars		
St. Paul-Winnipeg—6 Rmt., 5 Dbl. Bdrm., 2 Compt.....	73	83
Sleeper-Buffer Lounge (Beverage, Snack and light breakfast service)		
St. Paul-Winnipeg—8 Dup. Rmt., 2 Dbl. Bdrm.....	74	84

DAKOTAN (Trains 3-4)

between St. Paul-Minneapolis and

Minot via St. Cloud, Fargo and

Grand Forks

Reclining Seat Coaches —St. Paul-Minot.....
Cafe-Diner-Coach —St. Paul-Minot.....

TRAINS 3-4

between Havre and Great Falls

(Connects at Havre with Western Star, Trains 27-28)

Reclining Seat Coach —St. Paul-Great Falls.....
--	-----	-----

RED RIVER (Trains 11-14)

between St. Paul-Minneapolis and Fargo

Train 11 via St. Cloud

Train 14 via Willmar

Reclining Seat Coaches —St. Paul-Fargo.....
Cafe-Diner-Coach —St. Paul-Fargo.....

GOPHER (Trains 19-20)

between St. Paul-Minneapolis and

Duluth-Superior

Reclining Seat Coaches		
Sandwiches and refreshments by train sales service.		
*Parlor-Buffer Car		
(26 Parlor Seats)—(Sandwiches-Beverage).....	203	193

*All rail tickets honored on payment of Parlor Car charge.

BADGER (Trains 23-24)

between St. Paul-Minneapolis and

Duluth-Superior

Reclining Seat Coaches		
Sandwiches and refreshments by train sales service.		

†Tickets—All one-way and round-trip tickets will be honored on the Empire Builder except as follows: Tickets endorsed Clergy, Charity, Employee, D.V.S., V.A.H., Blind and Attendant, will not be honored. Circus, iShow, Banana Messenger, Drover or Caretaker tickets and Live Stock Contracts will not be honored. (Coach Seat Charge on Great Northern.)

WESTERN STAR

(Trains 27-28)

	CAR	
	West and North	East and South
Radio—Coach Porter Service		
Day-Nite Reclining Seat Coaches —Leg Rests		
Chicago-Seattle } 48 Seat Coach { Reserved (no seat charge) }	302	402
Seattle-St. Paul } June 10 to Sept. 8		
St. Paul-Seattle—48 Seat Coach June 13 to Sept. 11.....		
St. Paul-Great Falls (not reserved)	301	401
Reclining Seat Coaches		
Chicago-Saint Paul-Seattle (not reserved)		
Dining Car —St. Paul-Seattle (Dinner by Reservation)		
Coffee Shop Car (Meals-Beverage) St. Paul-Seattle Operated June 11 to Sept. 11		
Sleeping Cars		
Chicago-Seattle—16 Dup. Rmt., 4 Dbl. Bdrm.....	273	...
Seattle-St. Paul-Chicago—16 Dup. Rmt., 4 Dbl. Bdrm.....	...	283
Car 283 terminates St. Paul except will operate thru to Chicago June 14 to Sept. 11		
Chicago-Seattle—16 Dup. Rmt., 4 Dbl. Bdrm.....	274	284
Will operate June 15 to Sept. 11		
Seattle-Spokane (Ex. Sat.)—16 Dup. Rmt., 4 Dbl. Bdrm.....	...	280
Will not operate June 11 to Sept. 13		
Observation Lounge (Beverage) St. Paul-Seattle June 11 to Sept. 11		

Eastbound passengers may make convenient connection at Minneapolis with CB&O No. 24, The Afternoon Zephyr.

INTERNATIONALS

(Trains 357-358-359-360)

between Seattle, Wash. and
Vancouver, B. C.

Luxury Coaches —Foot Rests—Seattle-Vancouver, B.C.....
*Parlor-Lounge Car (Beverage)—Seattle-Vancouver, B. C. (29 Seats, 1 Bedroom).....	3580-3600	3570-3590
(Sandwiches and refreshments by train sales service)		
*All rail tickets honored on payment of Parlor Car charge.		

TRAINS 407-408

between Seattle, Tacoma and Portland

Reclining Seat Coaches —Seattle-Portland.....
Dining Car —Seattle-Portland.....
Parlor-Bar-Lounge Car (Nor. Pac.)—Seattle-Portland (14 parlor seats).....	4070	4080

TRAINS 457-458

between Seattle, Tacoma and Portland

Reclining Seat Coaches —Seattle-Portland.....
Dining Car —Seattle-Portland.....
Club-Lounge Car (Un. Pac.)—Seattle-Portland.		

TRAINS 459-460

between Seattle, Tacoma and Portland

Reclining Seat Coaches —Seattle-Portland.....
(Sandwiches and refreshments by train sales service).....

OCCUPANCY OF SLEEPING CARS

	May be occupied	Must be vacated	May be occupied	Must be vacated
Chicago.....	9:45pm	Portland.....	7:30am
Spokane.....	①9:30pm	7:30am	Seattle.....	9:30pm

(①Except Portland sleeper on Empire Builder ready at 11:00 P. M.)

PASSENGER INFORMATION

Train Schedules in this folder are subject to change without notice. The Great Northern Railway cannot be liable for missed connections caused by trains delayed by circumstances entirely beyond the railway's control.

Purchase Tickets before boarding trains. SAVE by purchasing Round Trip Tickets.

Children under five years of age, when accompanied by parent or guardian, will be carried free. Children five years of age and under twelve years of age will be charged one-half of the adult fares. Children of five and under twelve years of age will not be ticketed when traveling alone, unless advance arrangements are made through ticket agent in cases where child is deemed mature enough to travel alone. Children twelve years of age and over will be charged the adult fare. If children will be accompanied by parent(s), inquire about Family Plan ticket savings.

Adjustment of Fares. Should any misunderstanding arise with conductors or agents as to the proper fare or ticket privileges, please pay fare requested, take receipt and communicate with A. E. Michel, Manager Passenger Accounting, St. Paul, Minn. 55101.

Redemption of Tickets. Applications for redemption of unused portions of tickets issued by the Great Northern Railway should be addressed to Mr. A. E. Michel, Manager Passenger Accounting, St. Paul, Minn. 55101. The unused portions of tickets issued by other railroads should be sent to passenger traffic manager of issuing railroad.

Invalids and Infirm Passengers. Wheelchair service is available at the following stations: Bellingham, Breckenridge, Chicago, Duluth, Edmonds, Everett, Fargo, Grand Forks, Great Falls, Havre, Minneapolis, Minot, New Westminster, B. C., Portland, St. Paul, Seattle, Spokane, Tacoma, Vancouver, B. C., Wenatchee, Whitefish, Williston, Willmar and Winnipeg. At other points where wheel chairs are required, passengers must make their own arrangements.

Advance notice must be given for passengers requiring special handling and must be accompanied by attendant(s).

Examples of GN's Honoring, and Free Side-Trip, Arrangements:

Tickets reading from St. Paul or any other point up to Seattle, Wash. destined to Portland, Ore. will be honored via Great Northern to Seattle thence via GN-NP-UP pool train service to Portland.

Tickets routed Great Northern and good for passage between Havre, Mont. and Cut Bank, Mont. will be honored westbound via Great Falls and Shelby, Mont. or eastbound via Shelby and Great Falls, Mont.

A free side trip to Great Falls, Mont. is available to holders of tickets reading in either direction between Williston, N. D. and east, and Glacier Park Station, Mont. and stations west. Side trip tickets may be secured on application and presentation of original ticket to Agent at side trip point, or coupons may be included in through ticket.

Consult agents for other honoring and free side-trip arrangements.

Consult any Great Northern Railway ticket agent or passenger representative or your local ticket agent or travel bureau for any additional information or details on your transportation requirements.

BAGGAGE INFORMATION

Hand Baggage which passenger desires to retain possession of is restricted to an amount which can conveniently be placed in the berth, seat or other accommodations purchased by the passenger. Passengers are urged for the convenience of themselves and other passengers to check all baggage except that actually needed for personal use enroute. Checked baggage is baggage handled in the baggage car as a convenience to the passenger, relieving the passenger of its care and handling.

Marking for Identification. Mark or tag each piece with Passenger's name and address and place similar information inside.

Definition of Checked Baggage. Baggage consisting of wearing apparel, toilet articles (except liquids) and personal effects necessary or appropriate for the wear, use, comfort and convenience of the passenger for the purpose of the journey and not intended for other persons nor for sale, may be checked in baggage service. Money, jewelry, negotiable papers, liquids, fragile or perishable articles, radios, typewriters, and household goods are examples of some articles not checkable as baggage, and railroads cannot accept responsibility.

Checking Allowance. Baggage weighing 150 pounds, and not exceeding \$100.00 in value, is allowed on each adult ticket; on each half-fare ticket, 75 pounds of baggage not exceeding \$50.00 in value may be checked. Family-fare-plan tickets provide for checking of 300 pounds of baggage, not exceeding \$200.00 in value, regardless of number of passengers for which the ticket is issued. Excess weight charges will be made over authorized allowance. Passenger may declare greater value at time of checking and pay charges accordingly, or may purchase at principal stations an insurance policy to cover complete value of articles checked, carried, and/or worn. (Note Service Charge described below.)

Local baggage service will be performed under Form 175 check, wherein no signed Declaration of Value is necessary and baggage will be delivered via "self-service" at principal points. This procedure carries the normal baggage allowances.

No single piece of baggage exceeding 300 pounds in weight, or exceeding \$2500.00 in value, will be checked.

Service Charge. At time of checking, small luggage will be checked at a charge of 25c per piece, large objects (trunks, footlockers) at 50c each. (Contact Baggage Agent for Exceptions.)

Miscellaneous. Dogs, small household pets, bicycles, baby carriages, cribs, playpens and similar articles may be checked and transported in baggage cars within the weight and value allowance subject to tariff regulations. Consult baggage or ticket agent.

Remains. Consult ticket or baggage agent.

Forwarding. Passengers are urged to check baggage in advance. Every effort will be made to facilitate the handling of baggage, but the Railway cannot guarantee to always forward baggage on the same train with the owner. Baggage should be claimed immediately upon arrival at destination to eliminate any possible assessment of storage charges.

Lost or Misplaced Articles. Contact the Manager, Mail, Baggage and Express Traffic, Great Northern Railway, St. Paul, Minnesota 55101, or District Mail, Baggage and Express Agent, Great Northern Railway, Seattle, Washington 98104, concerning any lost or misplaced baggage or other articles.

The railway assumes no responsibility for unchecked articles left in stations or passenger cars.

STANDARD TIME.—All time shown in Great Northern Railway published schedules of its lines east of Williston, North Dakota, is Central time; between Williston, North Dakota, and Troy, Montana, is Mountain time; west of Troy, Montana, is Pacific time. All Great Northern trains operate on STANDARD TIME.

PACIFIC STANDARD TIME



MOUNTAIN STANDARD TIME



CENTRAL STANDARD TIME



EASTERN STANDARD TIME



between Seattle, Portland,
Pacific Northwest, California

and Troy,
Montana

between Troy,
Montana

and Williston,
North Dakota

between Williston,
North Dakota

and Chicago,
St. Paul, Minneapolis

Fargo, North Dakota 58102

Great Northern Station, Phone 235-6614,
L. J. Eret Sales Manager
O. Strandvold Depot Ticket Agent

Grand Forks, North Dakota 58201

G. N. Station, Freight Traffic Dept., Phone 772-9351
L. A. Richardson Sales Manager
G. N. Station, Passenger Information, Phone 772-6161,
G. J. Burris Depot Ticket Agent

Great Falls, Montana 59401

Great Northern Office Bldg., Phone 453-5481,
J. J. Heimes Regional Sales Manager
W. L. Curtis General Agent
Great Northern Station, Phone 453-5481, A. M. Sala Depot Ticket Agent

Hayre, Montana 59501

G. N. Station, Phone 265-2441,
J. J. Hamilton Traveling Sales Representative
G. L. Richard Depot Ticket Agent

Helena, Montana 59601

G. N. Station, Phone 442-0010, L. L. Flynn Agent

Kalispell, Montana 59901

G. N. Freight Station, Phone 756-3756,
V. Z. Clarke Sales Manager
G. N. Passenger Station, Phone 756-3157, G. L. Brennan Depot Ticket Agent

Kansas City, Missouri 64105

815 Dwight Bldg., 1004 Baltimore Ave., Phone Victor 2-3852,
O. W. Pierce General Agent, Passenger Department
C. L. Hand District Sales Manager

Klamath Falls, Oregon 97601

G. N. Station, Phone 884-4101, E. W. Carter Sales Manager

Los Angeles, California 90014

Room 517, Five Ten West Sixth St. Bldg., Phone Madison 9-1473,
T. L. May Sales Manager
C. V. Paulson Traveling Sales Representative

Milwaukee, Wisconsin 53203

1314 Majestic Bldg., Phone 271-1753,
J. W. Petrick Sales Manager
C. D. Peret Traveling Sales Representative

Minneapolis, Minnesota 55402

101 South 7th St. at Marquette, Phone 333-1267,
R. W. Greenman General Agent, Passenger Department
T. F. Taff City Passenger Agent
G. N. Passenger Station, (55401), Phone Federal 3-0124,
O. E. Herman Depot Ticket Agent
Great Northern Passenger Station, Room 218, Phone 332-4517,
W. C. Hageman District Sales Manager

Minot, North Dakota 58701

G. N. Station, Phone 838-8221,
W. F. Hoffman Sales Manager
A. G. Luetzen Depot Ticket Agent

Nelson, B. C.

557 Ward St., Phone 352-5588,
J. A. McIlveen Sales Representative

New Westminster, B. C.

G. N. Station, Phone 526-3696, G. T. Aldcroft Depot Ticket Agent

New York, New York 10020

Room 212, 630 Fifth Avenue, Rockefeller Center, Phone Circle 5-8328,
W. B. Watkins General Agent, Passenger Department
H. W. Heyer District Passenger Agent
H. Bjork City Passenger Agent
Room 1701, 110 East 42nd Street (10017) Phone YUkon 6-4404,
M. A. Unger District Sales Manager

Oakland, California 94612

215 Financial Center Bldg., 405 14th Street, Phone 832-7672,
O. W. Freeman Sales Manager

Philadelphia, Pennsylvania 19103

311 Transportation Center Bldg., 17th & Market Sts., Phone Locust 3-3275,
A. J. Hoehn Sales Manager
T. F. Dowd Traveling Sales Representative

Pittsburgh, Pennsylvania 15222

1002 Oliver Bldg., Phone Atlantic 1-1541,
M. A. Knos District Sales Manager
J. J. Messina Traveling Sales Representative

Portland, Oregon 97205

607 S. W. Washington St., Pass.: Phone Capitol 3-7273,
K. C. Clauson General Agent, Passenger Department
C. A. Eddy Traveling Passenger Agent
K. L. Gooding City Passenger Agent
1114 Executive Bldg., (97204), Freight: Phone Capitol 3-1146,
R. F. Anderson District Sales Manager
P. C. Ivory Sales Manager
Union Station, (97209), Phone Capitol 7-3421, Frank Smith Depot Ticket Agent

Renton, Washington 98055

Fourth and Walla Walla, Phone Alpine 5-1471, F. J. Campbell Agent

Rochester, Minnesota 55901

105 1/2 2nd Ave. S. W., Phone 282-2072,
C. F. Day Ticket Agent

Sacramento, California 95814

223 Forum Bldg., Phone Gilbert 2-3376,
R. L. Lamb Sales Manager

St. Louis, Missouri 63102

1321 Boatmen's Bank Bldg., Phone Garfield 1-2956,
R. D. Phillips Sales Manager
P. R. Shaw Traveling Sales Representative

St. Paul, Minnesota 55102

Wabasha at Fourth Street, Phone 224-5588,
R. E. Osterberg General Agent, Passenger Department
D. E. Lewis City Passenger Agent
Union Depot, (55101), Phone 224-7681, E. P. Bruers Terminal Agent
712 Great Northern Bldg., (55101), Phone 224-5588,
A. D. Michel Traveling Passenger Agent
P. F. Shay Manager, Reservation Bureau
175 East 4th St., Phone 224-5588
E. H. Gruetzman Sales Manager

San Francisco, California 94105

Room 407 Monadnock Bldg., 681 Market St.
C. G. Alexander General Agent Passenger Department
R. J. Keate City Passenger Agent
Phone: Sutter 1-6051,
Room 415 Monadnock Bldg., 681 Market St.
E. G. Westby Sales Manager
Phone: 986-1246

Seattle, Washington 98101

Fourth Ave. at Union St., 1400 4th Ave., Phone Main 4-1900,
M. C. Sandstrom General Agent, Passenger Department
W. E. Wilson Asst. General Agent, Passenger Department
W. G. Jeffery City Passenger Agent
Gary Durr City Passenger Agent
King Street Station, (98104), Phone Main 4-1900,
D. J. Riepe Depot Ticket Agent
203 Great Northern Bldg., Phone Main 4-1900,
P. J. Adamson Traveling Passenger Agent
J. B. Fowler Traveling Passenger Agent
E. Geraldine Habich Manager, Reservation Bureau
201 Great Northern Bldg., Phone Main 4-1900,
R. W. Morrison Sales Manager

Sidney, Montana 59270

L. J. Warnke, G. N. Station, Phone 482-1308 Traveling Sales Representative

Sioux City, Iowa 51101

630 Benson Building, Phone 252-0533,
R. J. Sicard Sales Manager

Sioux Falls, South Dakota 57102

G. N. Station, 503 E. 8th Street, Phone 336-2585,
C. N. Streedbeck Sales Manager
503 E. 8th St., Phone 338-1831, D. E. Loe Depot Ticket Agent

Spokane, Washington 99204

Davenport Hotel, Phone Madison 4-5141,
C. M. Koenigs General Agent, Passenger Department
G. H. Volland Traveling Passenger Agent
S. R. Jensen City Passenger Agent
G. N. Freight Station, W. 226 Ferry Ave., (99201), Phone Madison 4-5141,
R. J. Inhofer Depot Ticket Agent
Sales Manager
G. N. Station, Phone Madison 4-5141, L. M. Carroll Depot Ticket Agent

Superior, Wisconsin 54881

Union Station, Phone Export 4-7641, G. L. Spaniol, Jr. Depot Ticket Agent

Tacoma, Washington 98402

116 South Ninth St., Phone Market 7-0113,
R. M. Brestel Sales Manager
W. R. Smith City Passenger Agent

Toronto, 1, Ont.

1914—8 King Street East, Phone 364-3992,
L. T. Wickerson Sales Manager

Vancouver, 1, B. C.

787 W. Georgia St., Phone: 684-4374,
D. W. Teed General Agent, Passenger Department
R. R. Cameron City Passenger Agent
990 Station St., Zone 4, Phone 681-5511,
W. G. Harold Sales Manager
J. Lautens, Passenger Station, 1150 Station St. Depot Ticket Agent

Vancouver, Washington 98660

Phone Oxford 4-5151, G. F. Stenson Traveling Sales Representative

Victoria, B. C.

734 Yates St., Phone 386-6101,
Featherstone Travel Service, Ltd. Agents

Washington, District of Columbia 20004

295 Nat. Press Bldg., 14th & F. Sts., N. W., Phone Nat. 8-0180,
J. F. Thomann Sales Manager
K. D. Thornton Sales Representative

Wenatchee, Washington 98801

Great Northern Office Bldg., Phone Normandy 2-5907,
T. H. Green Sales Manager
Great Northern Station, Phone Normandy 2-5407, J. W. McFarland Depot Ticket Agent

Winnipeg, 2, Man.

Rms. 405-6-7 Childs Bldg., 211 Portage Ave., Phone Whitehall 2-5521,
A. S. McKenzie Sales Manager
C. T. Alcock District Passenger Agent
Union Station, Main Street at Broadway, Phone Whitehall 6-2364,
J. Lyon Depot Ticket Agent

Winston-Salem, North Carolina 27101

Room 202, Nissen Bldg., Phone 722-8421,
L. W. Grote Asst. Sales Manager

GREAT NORTHERN RAILWAY GENERAL OFFICES

NEW YORK, NEW YORK 10005
40 Wall Street
(Financial Office)

175 EAST 4th ST., ST. PAUL, MINNESOTA 55101
Telephone 224-5588 (Area Code 612)

SEATTLE, WASHINGTON 98104
(Operating) King St. Station.
SEATTLE, WASHINGTON 98101
(Traffic) Great Northern Bldg.
Fourth Ave. at Union St.
R. L. MERKLIN, Asst. to Vice President, Sales

V. P. BROWN, Asst. Vice President

TRAFFIC DEPARTMENT OFFICERS

M. M. SCANLAN, Vice President

A. C. BERG, Asst. to Vice President, Staff

R. L. MERKLIN, Asst. to Vice President, Sales

E. M. BRADY, Passenger Traffic Manager..... St. Paul, Minn.
R. J. CLASS, Assistant Passenger Traffic Manager..... St. Paul, Minn.
F. L. STRECKER, Assistant Passenger Traffic Manager..... St. Paul, Minn.
D. B. SCHULTZ, Assistant General Passenger Agent..... St. Paul, Minn.

S. T. THORSON, General Passenger Agent..... Seattle, Wash.
J. L. TIERNEY, Assistant General Passenger Agent..... Chicago, Ill.
J. J. HEIMES, Regional Sales Manager..... Great Falls, Mont.
E. H. BECKFORD, Assistant to Passenger Traffic Manager..... St. Paul, Minn.

Freight Traffic

Sales

G. D. JOHNSON—General Sales Manager..... St. Paul, Minn.
R. W. WEST—Director of Sales..... Seattle, Wash.
A. T. SIMS—Director of Sales..... New York, N. Y.
A. H. ENGELHART—Regional Sales Manager..... St. Paul, Minn.
R. P. REED—Regional Sales Manager..... St. Paul, Minn.
M. H. GREENLEAF—Regional Sales Manager..... St. Paul, Minn.
J. K. CUFFORTH—Regional Sales Manager..... Seattle, Wash.
G. W. PLOUDRE—Regional Sales Manager..... Great Falls, Mont.
J. J. HEIMES—Regional Sales Manager..... St. Paul, Minn.
T. P. HELLER—Director—Market Research..... St. Paul, Minn.
V. A. OPSAHL—Manager—Service & Equipment..... St. Paul, Minn.
F. P. MCCARTY—Manager—Coal & Coke..... St. Paul, Minn.
N. A. SAVAGE—Manager—Petroleum & Chemicals..... St. Paul, Minn.
A. N. TEIN—Manager—Grain & Grain Products..... St. Paul, Minn.
K. G. HEIMBACH—Manager—T.O.F.C. Service & Sales..... St. Paul, Minn.
J. F. GERMSCHEID—Manager—Livestock & Packing House Products..... St. Paul, Minn.
F. J. LOUGHNEY—District Sales Manager..... Chicago, Ill.

W. C. HAGEMAN—District Sales Manager..... Minneapolis, Minn.
M. A. UNGER—District Sales Manager..... New York, N. Y.
G. W. STONE—District Sales Manager..... San Francisco, Cal.
R. F. ANDERSON—District Sales Manager..... Portland, Ore.
M. A. KNOS—District Sales Manager..... Pittsburgh, Pa.
C. L. HAND—District Sales Manager..... Kansas City, Mo.

Pricing

E. W. BERGSTROM—Manager of Pricing—Transcontinental & Montana..... St. Paul, Minn.
T. N. HACKNEY—Manager of Pricing—East of Montana..... St. Paul, Minn.
E. F. MCGUIRE—Manager of Pricing—West of Montana..... Seattle, Wash.
J. F. FALLON—Assistant Manager of Pricing..... St. Paul, Minn.
D. M. EICHTEN—Assistant Manager of Pricing..... St. Paul, Minn.
R. J. STRECKER—Assistant Manager of Pricing..... Seattle, Wash.
C. J. HOCKADAY—Pricing Supervisor..... Seattle, Wash.
C. E. CASEY—Divisions Officer..... St. Paul, Minn.
J. F. DEXTER—Commerce Agent..... St. Paul, Minn.
C. J. EHRKE—Commerce Agent..... Chicago, Ill.

Foreign Department

W. E. MURRAY, Manager, Export & Import Traffic, 327 South La Salle Bldg., Chicago, Ill.

D. R. PRAVITZ, Traveling Sales Representative..... Seattle, Wash.

Industrial and Agricultural Development Department

E. N. DUNCAN, Director..... St. Paul, Minn.
R. C. WENTZ, Assistant Director, Industrial Development..... St. Paul, Minn.
W. L. TILTON, Industrial Development Agent..... St. Paul, Minn.
B. D. RASMUSSEN, Industrial and Agricultural Development Agent..... St. Paul, Minn.
A. L. NELSON, Industrial and Agricultural Development Agent..... St. Paul, Minn.
N. BLAZOVICH, Assistant to Director..... St. Paul, Minn.

C. E. JARRETT, Western Development Agent..... Seattle, Wash.
D. A. COWLES, Industrial Development Agent..... Seattle, Wash.
E. W. SHULTZ, Asst. to Industrial Development Agent..... Seattle, Wash.
E. H. THOMAS, Industrial and Agricultural Development Agent..... Great Falls, Mont.
E. M. GREGORY, Industrial and Agricultural Development Agent..... Fargo, N. D.

Mineral Research and Development Department

R. A. WATSON, Director..... St. Paul, Minn.
H. E. REED, Asst. Director..... Seattle, Wash.
T. P. WOLLENZIEN, Geologist..... Williston, N. D.

D. S. GLEASON, Metallurgist..... St. Paul, Minn.
E. C. BREDESON, Chemical Engineer..... St. Paul, Minn.

Mail, Baggage and Express Traffic

H. R. LAVIK, Manager, Mail, Baggage and Express Traffic..... St. Paul, Minn.
J. A. VOELLER, District Mail, Baggage and Express Agent..... St. Paul, Minn.

M. A. WAGNER, District Mail, Baggage and Express Agent..... Seattle, Wash.

Public Relations—Advertising Department

C. W. MOORE, Exec. Asst., Public Relations—Advertising..... St. Paul, Minn.

J. M. HAGEN, Advertising Manager..... St. Paul, Minn.

PASSENGER AND FREIGHT OFFICES

Atlanta, Georgia 30303
1207 Atlanta Federal Savings Bldg., 22 Marietta St., Phone Jackson 5-1711,
E. J. Kubicki..... Sales Manager

Bellingham, Washington 98225
Great Northern Station,
L. W. Larson, Phone 734-2110..... Sales Manager
R. D. Ely, Phone 734-7830..... Depot Ticket Agent

Billings, Montana 59101
301 Electric Bldg., Phone 259-5541,
H. E. Johnson..... Sales Manager

Boston, Massachusetts 02116
Rooms 1006-07, Little Bldg., 80 Boylston St., Phone Liberty 2-1406
H. E. Evans..... Sales Manager
J. P. Connelly..... New England Traveling Sales Representative

Bremerton, Washington 98310
Doug Fox Travel Service, 102 Pacific Ave., Phone Essex 7-3791..... Agents

Buffalo, New York 14203
620 Ellicott Square Bldg., Phone TL-4-1020,
R. A. Cory..... Sales Manager
P. A. Callanan..... Sales Representative

Butte, Montana 59701
G. N. Passenger Station, 818 So. Arizona Street,
R. R. Hunter, Phone 792-2366..... Sales Manager
E. A. Farrington, Phone 792-8660..... Ticket Agent

Chicago, Illinois 60602
80 East Madison St., Phone WEbster 9-2944,
J. L. Tierney..... Assistant General Passenger Agent
E. D. Whittemore..... General Agent
R. F. Schwelm..... District Passenger Agent
H. L. Gibson..... District Passenger Agent
R. J. Buster..... City Passenger Agent
J. O. Pendleton..... City Passenger Agent
327 South La Salle Bldg., (60604) WEbster 9-2944,
F. J. Loughney..... District Sales Manager
W. E. Murray..... Sales Manager

Cincinnati, Ohio 45202
1008 Tri-State Bldg., Phone 621-3643
B. J. Shriner..... Sales Manager
E. J. Cornelius..... Traveling Sales Representative

Cleveland, Ohio 44115
1437 Union Commerce Bldg., Phone Cherry 1-7137,
J. E. Burns..... Sales Manager
J. N. Supple..... Traveling Sales Representative

Dallas, Texas 75201
1525 Kirby Bldg., Phone Riverside 8-3276,
R. J. McBride..... Sales Manager

Denver, Colorado 80202
604 Railway Exchange Bldg., Phone 623-3148,
H. T. McBride..... Sales Manager

Des Moines, Iowa 50309
305 Equitable Bldg., Phone 243-7025,
W. H. Pfister..... District Passenger Agent
L. W. Nelson..... Sales Manager

Detroit, Michigan 48226
726 Lafayette Bldg., 149 Michigan Ave., Phone 962-8398,
A. L. Strom..... Sales Manager
W. E. Myles..... Traveling Sales Representative

Duluth, Minnesota 55802
309 Alworth Bldg., Phone 727-6805,
A. D. Phillippi..... City Passenger Agent
M. V. Schoonover..... Sales Manager
Union Depot, Phone 792-3517, S. L. Hudson..... Depot Ticket Agent

Edmonds, Washington 98020
G. N. Passenger Station, Phone Prospect 8-2411
R. W. File..... Depot Ticket Agent

Edmonton, Alberta
511 Revillon Building, Phone Garden 4-4426,
S. V. Yates..... Sales Manager

Eugene, Oregon 97401
115 Roberts Bldg., 338 West 11th Ave., Telephone 342-3318,
B. E. Waugh..... Sales Manager

Everett, Washington 98201
Freight and Passenger Station, 2900 Bond Street, Phone ALpine 9-7231,
C. L. Carlson..... Sales Manager
Passenger Station, Bond St., Phone ALpine 9-6153,
L. J. Dierkhising..... Depot Ticket Agent

CONTINUED ON INSIDE BACK COVER