

PASSENGER TRAIN SCHEDULES
BETWEEN
CHICAGO AND THE PACIFIC NORTHWEST



JANUARY 1, 1965

WESTERN STAR


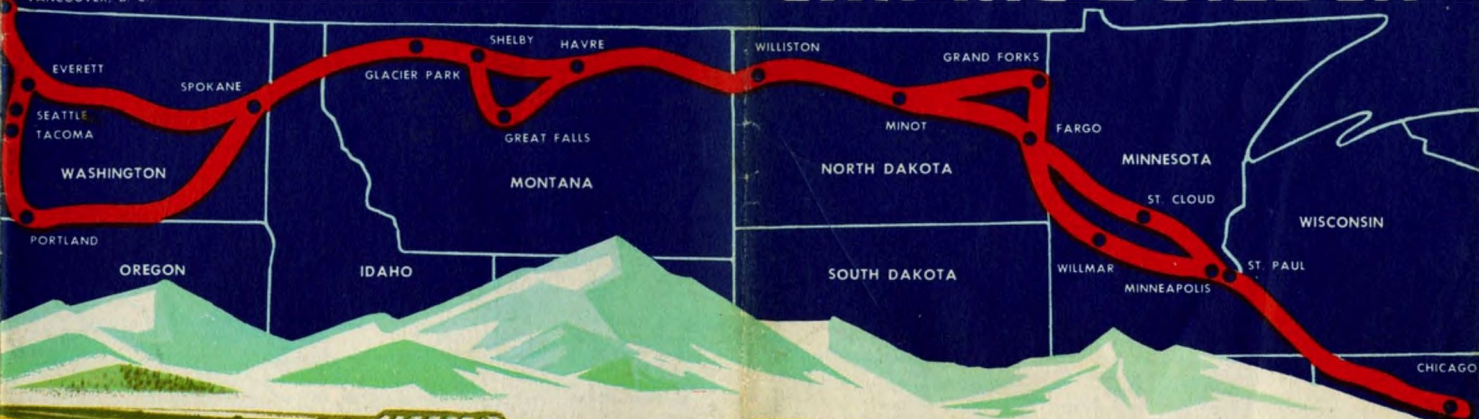
VANCOUVER, B. C.

PASSENGER TRAIN SCHEDULES
BETWEEN
CHICAGO AND THE PACIFIC NORTHWEST



JANUARY 1, 1965

EMPIRE BUILDER



ALL SCHEDULES
SHOWN IN
STANDARD TIME



RAIL TRAVEL CARDS

QUICK AND EASY
"CHARGE IT" SERVICE

Your personal introduction wherever you travel!

Whether you travel for pleasure or business, you'll find a Rail Travel Credit Card convenient, easy-to-use, and there's no service charge.

Use your Rail Travel Card at all Great Northern ticket offices for rail and Pullman transportation, on trains for food and beverages.

FOR COMPLETE INFORMATION
and application form

WRITE
RAIL TRAVEL CREDIT AGENCY
436 Union Station,
Chicago, Illinois 60606

TABLE OF CONTENTS

	Page
Altitude of Stations.....	2 and 3
Baggage Handling Information.....	26
Bus Schedules (connecting service).....	16 and 17
Condensed Schedules of Principal Passenger Trains.....	4 and 5
Connecting Rail Lines.....	18, 19 and 20
Equipment of Passenger Trains.....	25
Free Baggage Cart Service.....	22
Passenger Information.....	26
Great Northern Passenger and Freight Traffic Offices and Representatives.....	27 and 28
Index to Stations.....	2 and 3

Mail Boxes at Stations.....	11
Map—Great Northern System and Connections.....	14 and 15
Passenger Train Schedules—Detailed.....	6 thru 13
Rail—Credit Plan.....	2 and 23
Railroad and Pullman Fares:	
One-way and Round-Trip Rail Fares.....	21 and 22
Pullman Sleeping Car Fares.....	23 and 24
Parlor Car and Pullman Seat Fares.....	23
Reserved Coach Seat Charge—(Empire Builder).....	24
Rent-A-Car Service.....	10 and 19
Time Zones.....	26
Transfer Service in Chicago.....	19

SUGGESTIONS TO HELP YOU READ THIS TIME FOLDER

Locate your destination in STATION INDEX contained on pages 2 and 3. The numbers shown opposite each station indicate the TIME TABLES in which the train service to each station is shown.

Numbers shown opposite station names in certain time tables, as, for example, "Duluth 16, 19" refer to other time tables which show connecting or additional train service to such stations.

Time from 12:01 midnight to 12:00 noon is shown by LIGHT FACE figures; time from 12:01 noon to 12:00 midnight by BOLD FACE figures.

Connecting line train and bus schedules appear on pages 13, 16, 17, 18, 19 and 20.

STATIONS IN THIS INDEX APPEAR IN TIME TABLES PRINTED IN THIS FOLDER, BUT DO NOT COMPRISE ALL THE GREAT NORTHERN RAILWAY STATIONS
Mixed train branch line service is not shown in this folder. For these schedules, consult the nearest Great Northern Agent or the Official Guide.

Table No.	Altitudes	Table No.	Altitudes	Table No.	Altitudes	Table No.	Altitudes	Table No.	Altitudes	Table No.	Altitudes
A											
Acme, Mont.....	7 3617	Baker, Minn.....	9 942	Bonnors Ferry, Ida.....	9 1780	Carter, Mont.....	7 3112	Comstock, Minn.....	1 925	Deer Park, Wash.⊙.....	25 2118
Albany, Minn.....	2 1201	Ball Club, Minn.⊙.....	19 1304	Boulder, Mont.....	17 5165	Cascade, Mont.....	17 3378	Conkley, Mont.....	8	Deer River, Minn.⊙.....	19 1294
Albany, Ore.....	15	Baring, Wash.....	10 766	Bowbells, N. D.⊙.....	22 1961	Cascade Tunnel, Wash.10	2883	Conrad, Mont.....	7 3505	DeGraft, Minn.....	1 1064
Alexandria, Minn.....	2 1390	Barnesville, Minn.....	2 3 1025	Bowdoin, Mont.....	6 2682	Cashmere, Wash.....	10 797	Cooks, Wash.....	13	Delano, Minn.....	1 948
Amber, Wash.....	13	Bartlett, N. D.....	5 1534	Box Elder, Mont.....	7 2682	Castle Rock, Wash.....	12 59	Coon Creek Jct., Minn.....		Denbigh, N. D.....	5 1516
Andover, Minn.....	16 889	Basin, Mont.....	17 5339	Brady, Mont.....	7 3535	Cedar, Minn.....	16 904		873	Denver, Colo.....	18 5179
Angus, Minn.....	3 875	Bellingham, Wash.....	11 15	Braham, Minn.....	16 956	Centralia, Wash.....	12 183	Coram, Mont.....	8 3158	Deschutes, Ore.....	14
Antelope, Mont.....	21 2047	Belt, Mont.....	18 3574	Brantford, N. D.....	4 1528	Chappell, Mont.....	7 2572	Coteau, N. D.....	22 1998	Des Lacs, N. D.....	4 5 1932
Argusville, N. D.....	2 889	Belton, Mont.....	8 3250	Breckenridge, Minn.....	1 966	Chelalis, Wash.....	12 188	Craig, Mont.....	17 3455	Devils Lake, N. D.....	5 1466
Argyle, Minn.....	3 850	Bemidji, Minn.⊙.....	19 1351	Bremen, N. D.....	4 1549	Chelsea, Mont.....	6 1979	Crary, N. D.....	5 1488	Devon, Mont.....	6 3114
Armington, Mont.....	18 3557	Bena, Minn.....	19 1311	Bremerton, Wash. Page 17		Chester, Mont.....	6 3139	Crescent Beach, B. C.11	9	Dike, Ore.....	14
Arvilla, N. D.....	5 1019	Benchland, Mont.....	18 4324	Brookview, Mont.....	18 3855	Chewelah, Wash.⊙.....	25 1665	Crookston Lake, Ore.....	15	Dodson, Mont.....	6 2291
Asbury, Minn.....	19 1045	Bense, Wash.....	13 1471	Brookton, Mont.....	6 1955	Chicago, Ill.....	1 2 595	Crookston Pass. Sta.....	3	Donaldson, Minn.....	3 831
Ashland, Ore.....	15	Benson, Minn.....	1 1050	Brook Park, Minn.....	16 1030	Chief Joseph Dam (see page 17)		Crookston, Minn. 3		Donnelly, Minn.....	1 1128
Askov, Minn.....	18 1163	Berthold, N. D.....	4 5 2089	Brookston, Minn.....	19 1229	Chinoak, Mont.....	6 2410		19 20, 872	Doran, Minn.....	1 978
Atwater, Minn.....	1 1222	Berrian, Wash.....	13 351	Browning, Mont.....	8 4466	Churrys Ferry, N. D.....	5 1460	Crossport, Idaho.....	9 1796	Dover, Mont.⊙.....	18 4111
Auburn, Wash.....	12 100	Berwick, N. D.....	5 1484	Bruno, Minn.....	16 1154	Clancy, Mont.....	17 4240	Culbertson, Mont. 6, 21	1921	Droyen, N. D.....	5 1512
Aurora, Ill.....	2 650	Bethel, Minn.....	16 931	Brushvale, Minn.....	1 958	Cliffs, Wash.....	13 177	Culver, Ore.....	14	Dryden, Wash.....	10 948
Avery, Wash.....	13	Big Sandy, Mont.....	7 2703	Burlington, Wash.....	11 36	Clifton, N. D.....	4 1639	Cummings, N. D.....	2 935	Duluth, Minn.....	16, 19 610
Avon, Minn.....	2 1132	Billings, Mont.....	18 3124	Butte, Mont.....	17 5549	Climax, Minn.....	20 867	Cut Bank, Mont.....	8 3753	Dundas, N. D.....	4 1531
Aylmer, N. D.....	4 1582	Bingen, Wash.....	13	Buxton, N. D.....	2 935	Cloquet, Minn.....	1 1048			Dunkirk, Mont.....	6 3304
		Bingham, Minn.....	20 905			Cloquet, Minn.⊙.....	19 1195			Dunsuir, Cal.....	15
		Bismarck, Minn.....	8 4897			Coburg, Mont.....	6 2306			Duquett, Minn.....	16 1149
		Blackfoot, Mont.....	8 4152			Cohasset, Minn.⊙.....	19 1287	D		Dutton, Mont.....	7 3716
		Blacktail, Mont.....	8 4664	C		Cokato, Minn.....	1 1056	Dalton, Minn.....	2 1352		
		Blaine, Wash.....	11 24	Camas, Wash.....	13 46	Colburn, Idaho.....	9 2175	Dant, Ore.....	14		
		Blair, Mont.....	6 1928	Cambridge, Minn.....	16 964	Colfax, Wash.....	24 1966	Darwin, Minn.....	1 1136	E	
		Blaisdell, N. D.....	4 5 2264	Camden, Wash.....	9 1916	Collegeville, Minn.....	2 1095	Dassel, Minn.....	1 1090	East Dubuque, Ill.....	1, 2 613
		Bluestem, Wash.....	10 2333	Campbell, Minn.....	1 986	Collins, Mont.....	7 3514	Davidson, Ore.....	14	East Olympia, Wash.....	12
		Blythe, Mont.....	18 3792	Carlisle, Minn.....	2 1230	Columbia Falls, Mont.....	8 3095	Deas, Cal.....	15	East St. Johns, Ore.....	13 1028
				Carlton, Wash.....	23	Columbia River, Wash.10	608	Dedham, Wis.....	18 797	E. Grand Forks, Minn.....	19 836

CONDENSED SCHEDULES—PASSENGER TRAINS

STANDARD TIME

**Incomparable
EMPIRE BUILDER**

Detailed Schedules Begin on Page 6, Table 1

West—Read Down

East—Read Up

Example by days	Empire Builder	Miles	Central Standard Time		Example by days
			Empire Builder	Empire Builder	
	31 Daily		32 Daily		
Burlington Route					
Mon	3 00	0	Lv Chicago.....Ar	2 00	Wed
Mon	9 45	427	Ar St. Paul.....Lv	7 15	Wed
Great Northern Railway*					
Mon	10 20	0	Lv St. Paul.....Ar	6 45	Wed
Mon	10 45	11	Ar Minneapolis.....Lv	6 20	Wed
Mon	10 50	11	Lv Minneapolis.....Ar	6 15	Wed
Tue	12 25	102	" Willmar.....Lv	4 20	Wed
Tue	2 17	215	Lv Breckenridge.....Ar	2 15	Wed
Tue	3 05	262	Ar Fargo.....Lv	1 15	Wed
Tue	3 21	262	Lv Fargo.....Ar	1 01	Wed
Tue	5 23	386	Lv New Rockford.....Lv	11 01	Tue
Tue	6 59	495	Ar Minot.....Lv	9 15	Tue
Tue	7 10	495	Lv Minot.....Ar	9 00	Tue
Tue	9 20	615	Ar Williston.....Lv	6 40	Tue
Mountain Standard Time					
Tue	8 30	615	Lv Williston.....Ar	5 30	Tue
Tue	▲10 05	721	" Wolf Point.....Lv	▲3 38	Tue
Tue	▲10 50	771	" Glasgow.....Ar	▲2 46	Tue
Tue	▲11 48	836	Lv Malta.....Ar	▲1 31	Tue
Tue	1 10	924	Ar Havre.....Lv	12 01	Tue
Tue	4 05	Ar @Great Falls.....Lv	8 50	Tue
Tue	1 20	924	Lv Havre.....Ar	11 50	Tue
Tue	f 2 18	985	" Chester.....Lv	f10 41	Tue
Tue	3 05	1028	" Shelby.....Ar	9 55	Tue
Tue	▲3 38	1052	Lv Cut Bank.....Ar	▲9 25	Tue
Tue	6 40	1179	Ar Whitefish.....Lv	6 10	Tue
Tue	6 45	1179	Lv Whitefish.....Ar	6 05	Tue
Tue	▲8 50	1295	Lv Libby.....Ar	▲3 38	Tue
Tue	9 15	1314	Ar Troy.....Lv	3 15	Tue
Pacific Standard Time					
Tue	8 15	1314	Lv Troy.....Ar	2 15	Tue
Tue	11 15	1453	Ar Spokane.....Lv	11 10	Mon
Tue	11 45	1453	Lv Spokane.....Ar	10 40	Mon
Wed	2 01	1575	" Ephrata.....Lv	8 24	Mon
Wed	3 10	1627	Ar Wenatchee.....Ar	7 18	Mon
Wed	3 20	1627	Lv Wenatchee.....Lv	7 10	Mon
Wed	6 35	1749	Ar Everett.....Ar	3 58	Mon
Wed	6 45	1749	Lv Everett.....Lv	3 58	Mon
Wed	7 10	1764	Lv Edmonds.....Ar	◆3 31	Mon
Wed	7 45	1782	Ar Seattle.....Lv	3 00	Mon
Wed	8 57	Ar Tacoma.....Lv	12 35	Mon
Spokane, Portland & Seattle Ry.					
	1 Daily	Miles		2 Daily	
Tue	11 50	0	Lv Spokane.....Ar	10 00	Mon
Wed	2 30	148	Ar Pasco.....Lv	7 20	Mon
Wed	4 45	273	" Wishram.....Ar	5 00	Mon
Wed	6 35	370	" Vancouver, Wash.....Ar	3 22	Mon
Wed	7 00	380	Ar Portland.....Lv	3 00	Mon

COACH SEAT CHARGE ON GREAT NORTHERN

WESTERN STAR

Detailed Schedules Begin on Pages 6 and 7, Tables 1 and 2
West—Read Down East—Read Up

Example by days	Western Star	Central Standard Time		Western Star	C.B.&Q. Zephyr	Example by days
		47 Daily	48 Daily			
	47 Daily			48 Daily	24 Daily	
Burlington Route						
Mon	10 30	Lv Chicago.....Ar	7 30*	10 40	Wed	
Tue	6 55	Ar St. Paul.....Lv	11 15	4 00	Wed	
Great Northern Railway*						
Tue	9 00	Lv St. Paul.....Ar	3 20	3 50	Wed	
Tue	9 25	Ar Minneapolis.....Lv	2 50	3 30	Wed	
Tue	9 35	Lv Minneapolis.....Ar	2 40		Wed	
Tue	10 45	" Litchfield.....Lv			Wed	
Tue	11 20	" Willmar.....Ar			Wed	
Tue	11 50	" Benson.....Lv			Wed	
Tue	12 18	" Morris.....Lv			Wed	
Tue	1 17	" Breckenridge.....Ar			Wed	
Tue	1 20	" Wahpeton.....Lv			Wed	
Tue		" St. Cloud.....Ar	1 18		Wed	
Tue		" Sauk Centre.....Ar	12 30		Wed	
Tue		" Alexandria.....Ar	12 03		Wed	
Tue		" Fergus Falls.....Ar	11 12		Wed	
Tue		" Barnesville.....Ar	10 33		Wed	
Tue		" Moorhead.....Ar	10 05		Wed	
Tue		" Fargo.....Ar	10 02		Wed	
Tue		" New Rockford.....Ar	7 57		Wed	
Tue		Lv Minot.....Ar	6 05		Wed	
Tue	8 55	Ar Williston.....Lv	3 30		Wed	
Mountain Standard Time						
Tue	8 25	Lv Williston.....Ar	2 20		Wed	
Tue	11 25	Lv Glasgow.....Lv	11 15		Tue	
Wed	2 40	Ar Havre.....Lv	8 35		Tue	
Wed	6 20	Ar Great Falls.....Lv	5 10		Tue	
Wed	3 05	Lv Havre.....Ar	8 15		Tue	
Wed	5 10	" Shelby.....Lv	6 35		Tue	
Wed	5 45	" Cut Bank.....Ar	6 00		Tue	
Wed	▲6 49	" Glacier Park.....Ar	▲4 47		Tue	
Wed	▲8 27	" Belton.....Ar	▲2 55		Tue	
Wed	8 54	" Columbia Falls.....Ar	2 25		Tue	
Wed	9 15	Lv Whitefish.....Ar	2 10		Tue	
Wed	12 03	Ar Troy.....Lv	10 55		Tue	
Pacific Standard Time						
Wed	11 08	Lv Troy.....Ar	9 50		Tue	
Wed	2 15	Ar Spokane.....Lv	6 45		Tue	
Wed	3 00	Lv Spokane.....Ar	6 15		Tue	
Wed	5 21	" Ephrata.....Lv	3 55		Tue	
Wed	5 40	" Quincy.....Ar	3 30		Tue	
Wed	6 40	" Wenatchee.....Ar	2 40		Tue	
Wed	f 8 45	Lv Skykomish.....Ar	f11 26		Tue	
Wed	9 44	Ar Everett.....Lv	11 16		Mon	
Wed	10 00	Lv Everett.....Ar	11 00		Mon	
Wed	10 25	Lv Edmonds.....Lv	10 38		Mon	
Wed	11 00	Ar Seattle.....Lv	10 00		Mon	
Tacoma						
		Lv Tacoma.....Lv	8 18		Mon	
Spokane, Portland & Seattle Railway						
	3 Daily		4 Daily			
Wed	9 40	Lv Spokane.....Ar	5 45		Tue	
Thur	5 20	Lv Vancouver.....Lv	10 10		Mon	
Thur	5 45	Ar Portland.....Lv	9 45		Mon	

Connects with C. B. & Q. Zephyr

*Conditional stop. See Tables 6 and 8.
 ■Westbound Empire Builder and Western Star will stop to discharge revenue passengers.
 ◆Eastbound Empire Builder and Western Star will stop to receive revenue passengers.
 @—Connecting GN Bus Service Between Havre, Mont. and Great Falls, Mont.
 ★Equipment for these trains shown on page 25.

*The Western Star stops at Glacier Park and Belton, eastern and western rail entrances to Glacier National Park, mid June thru mid September.
 f—Flag stop for revenue passengers.
 @—Thursday AM arrival—based on example by days at right-hand column.
 ★Equipment for these trains shown on page 25.

For connections to and from California see Table 15.

Time from 12:01 midnight to 12:00 noon shown in light face type; time from 12:01 noon to 12:00 midnight shown in heavy face type.

The RED RIVER
BETWEEN ST. PAUL-MINNEAPOLIS-FARGO
Detailed Schedule on Pages 6 and 7, Table 1 and 2

Read Down Read Up

	11 Daily	Central Standard Time	14 Daily	
.....	5 30	Lv St. Paul.....Ar	10 50
.....	5 55	" Minneapolis.....Lv	10 25
.....	7 10	" St. Cloud....."	↑
.....	8 00	" Sauk Centre....."	↑
.....	8 29	" Alexandria....."	↑
.....	9 26	" Fergus Falls....."	↑
.....	10 10	" Barnesville....."	↑
.....	↓	" Litchfield....."	8 50
.....	↓	" Willmar....."	8 17
.....	↓	" Benson....."	7 35
.....	↓	" Morris....."	7 05
.....	↓	" Breckenridge....."	6 02
.....	↓	" Wahpeton....."	5 46
.....	10 40	" Moorhead....."	5 03
.....	10 45	Ar Fargo.....Lv	5 00

The WINNIPEG LIMITED
BETWEEN ST. PAUL-MINNEAPOLIS-WINNIPEG
Detailed Schedule on Page 7, Tables 2 and 3

Read Down Read Up

	7 Daily	Central Standard Time	8 Daily	
.....	8 55	Lv St. Paul.....Ar	7 35
.....	9 15	Ar Minneapolis.....Lv	7 05
.....	9 30	Lv Minneapolis.....Ar	7 00
.....	10 40	Ar St. Cloud.....Lv	5 40
.....	10 45	Lv St. Cloud.....Ar	5 35
.....	11 38	" Sauk Centre.....Lv	4 39
.....	12 03	" Alexandria....."	4 06
.....	12 57	" Fergus Falls....."	3 09
.....	1 43	" Barnesville....."	2 30
.....	2 12	Lv Moorhead....."	1 50
.....	2 15	Ar Fargo.....Lv	1 47
.....	2 25	Lv Fargo.....Ar	1 37
.....	f 3 07	Lv Hillsboro.....Lv	f12 58
.....	3 47	Ar Grand Forks.....Lv	12 17
.....	4 10	Lv Grand Forks.....Ar	11 59
.....	4 44	" Crookston Passenger Sta.....Lv	11 26
.....	5 24	" Warren....."	10 44
.....	8 50	Ar Winnipeg.....Lv	7 30

PACIFIC COAST LINE TRAINS
BETWEEN SEATTLE, TACOMA AND PORTLAND

Read Down Read Up

U.P. 458 Daily	N.P. 408 Daily	G.N. 460 Daily		U.P. 457 Daily	G.N. 459 Daily	N.P. 407 Daily
Union Sta- tion	King St. Sta- tion	King St. Sta- tion	Pacific Standard Time	Union Sta- tion	King St. Sta- tion	King St. Sta- tion
5 00	12 15	8 05	Lv Seattle.....Ar	1 30	5 30	9 15
5 57	1 07	8 57	Ar Tacoma.....Lv	12 35	4 33	8 18
6 02	1 11	9 01	Lv Tacoma.....Ar	12 31	4 29	8 10
6 47	1 53	9 43	" East Olympia.....Ar	11 46	f3 44	7 29
7 11	2 17	10 14	" Centralia.....Lv	11 23	3 21	7 06
7 18	2 24	10 21	" Chehalis....."	11 13	3 11	6 56
8 05	3 09	11 14	" Kelso-Longview....."	10 31	2 29	6 14
8 48	3 53	11 58	Ar Vancouver, Wash....."	9 51	1 49	5 34
9 15	4 15	12 20	Ar Portland.....Lv	9 30	1 30	5 15

The GOPHER AND THE BADGER
BETWEEN ST. PAUL-MINNEAPOLIS-SUPERIOR-DULUTH
Detailed Schedule on Page 16, Table 16

Read Down Read Up

Gopher 20 Daily	Badger 24 Daily	Central Standard Time	Badger 23 Daily	Gopher 19 Daily
4 30	8 10	Lv St. Paul.....Ar	11 15	8 00
4 52	8 30	Ar Minneapolis.....Lv	10 55	7 40
5 00	8 35	Lv Minneapolis.....Ar	10 50	7 30
5 43	9 25	" Cambridge.....Lv	9 59	6 46
6 24	10 22	" Sandstone....."	8 59	6 03
7 30	11 39	Ar Superior....."	7 45	5 00
7 45	11 55	Ar Duluth.....Lv	7 30	4 45

The INTERNATIONALS
BETWEEN VANCOUVER, B. C., AND SEATTLE, WASH.

Detailed Schedule on Page 12, Table 11

Read Down Read Up

Streamlined Internationals		Pacific Standard Time	Streamlined Internationals	
360 Daily	358 Daily		357 Daily	359 Daily
2 45	8 00	Lv Seattle.....Ar	11 59	4 45
3 15	8 30	" Edmonds.....Lv	11 25	4 12
3 36	8 53	" Everett....."	11 05	3 45
4 28	9 42	" Mount Vernon....."	10 11	2 55
5 10	10 25	" Bellingham....."	9 30	2 16
5 38	10 55	" Blaine, Wash....."	9 01	1 46
5 46	11 05	" White Rock, B. C....."	8 48	1 33
6 18	11 38	" New Westminster....."	8 20	1 05
6 40	11 59	Ar Vancouver, B. C.....Lv	8 00	12 45

TRAINS 3 and 4
BETWEEN ST. PAUL-MINNEAPOLIS-MINOT AND
HAVRE-GREAT FALLS-SHELBY

West— East—
Read Down Read Up

C.B.&Q. 47 Daily	Central Standard Time	C.B.&Q. 48 Daily
10 30	Burlington Route	7 30
6 55	Lv Chicago.....Ar	11 15
	Ar St. Paul.....Lv	
Dakotan 3 Daily	Great Northern Railway	Dakotan 4 Daily
7 45	Lv St. Paul.....Ar	8 00
8 05	Ar Minneapolis.....Lv	7 38
8 10	Lv Minneapolis.....Ar	7 31
12 24	" Fargo.....Lv	2 50
1 48	" Grand Forks....."	1 15
6 05	Ar Minot.....Lv	9 00
3 Daily	Mountain Standard Time	4 Daily
3 15	Lv Havre.....Ar	7 50
7 20	Lv Great Falls.....Lv	5 10
9 35	Ar Shelby.....Lv	10 15

f—Flag stop for revenue passengers. ▲—Conditional stop.
Equipment for trains on this page shown on page 25.



Westbound—Read Down			Eastbound—Read Up				Westbound—Read Down		Eastbound—Read Up	
Winnipeg Limited	Red River	C.B.&Q.	TABLE 2		C.B.&Q.	Western Star	C.B.&Q. Zephyr	Winnipeg Limited	TABLE 3	
7 Daily	11 Daily	47 Daily	Central Standard Time		48 Daily	28 Daily	24 Daily	8 Daily	Central Standard Time	
Miles from Chicago and St. Paul			Great Northern Ry.		Dakotian 4 Daily		Miles from St. Paul		Great Northern Railway	
10 30			Lv Burlington Route		Lv St. Paul		Lv Minneapolis		Lv Grand Forks	
c10 46			Lv Chicago (Union Sta.)		Ar Minneapolis		Lv Minneapolis		Lv Crookston Freight Station	
11 09			Lv La Grange		Ar Minneapolis		Lv Minneapolis		Lv Crookston Pass. Station	
11 52			Lv Aurora, Ill.		Ar St. Cloud		Lv Minneapolis		Lv Euclid	
12 09			Lv Rochelle, Ill.		Ar St. Cloud		Lv Minneapolis		Lv Angus	
1 12			Lv Oregon, Ill.		Ar St. Cloud		Lv Minneapolis		Lv Warren	
2 20			Lv Savanna, Ill.		Ar St. Cloud		Lv Minneapolis		Lv Argyle	
3 28			Lv East Dubuque, Ill.		Ar St. Cloud		Lv Minneapolis		Lv Stephen	
4 24			Lv Prairie du Chien, Wis.		Ar St. Cloud		Lv Minneapolis		Lv Donaldson	
4 36			Lv La Crosse, Wis.		Ar St. Cloud		Lv Minneapolis		Lv Kennedy	
5 01			Lv North La Crosse, Wis.		Ar St. Cloud		Lv Minneapolis		Lv Hallock	
6 55			Lv Winona Jct., Wis.		Ar St. Cloud		Lv Minneapolis		Lv Northcote	
Dakotian 3 Daily			Ar St. Paul, Minn.		Ar St. Paul, Minn.		Lv Minneapolis		Lv Humboldt	
8 55			Lv St. Paul		Ar St. Paul		Lv Minneapolis		Lv St. Vincent	
9 15			Ar Minneapolis		Ar St. Paul		Lv Minneapolis		Ar Noyes	
9 30			Lv Minneapolis		Ar St. Paul		Lv Minneapolis		Lv Emerson, Man.	
10 40			Ar St. Cloud		Ar St. Paul		Lv Minneapolis		Lv Emerson Jct.	
10 45			Lv St. Cloud		Ar St. Paul		Lv Minneapolis		Lv Morris, Man.	
11 38			Lv St. Joseph		Ar St. Paul		Lv Minneapolis		Ar Winnipeg	
12 03			Lv Collegeville		Ar St. Paul		Lv Minneapolis			
12 03			Lv Avon		Ar St. Paul		Lv Minneapolis			
12 57			Lv Albany		Ar St. Paul		Lv Minneapolis			
1 43			Lv Freepert		Ar St. Paul		Lv Minneapolis			
2 12			Lv Melrose		Ar St. Paul		Lv Minneapolis			
2 15			Lv Saug Centre		Ar St. Paul		Lv Minneapolis			
2 25			Lv West Union		Ar St. Paul		Lv Minneapolis			
3 07			Lv Osakis		Ar St. Paul		Lv Minneapolis			
3 47			Lv Nelson		Ar St. Paul		Lv Minneapolis			
To Winnipeg See Table 3			Lv Alexandria		Ar St. Paul		Lv Minneapolis			
To Minot See Table 5			Lv Garfield		Ar St. Paul		Lv Minneapolis			
			Lv Brandon		Ar St. Paul		Lv Minneapolis			
			Lv Evansville		Ar St. Paul		Lv Minneapolis			
			Lv Melby		Ar St. Paul		Lv Minneapolis			
			Lv Ashby		Ar St. Paul		Lv Minneapolis			
			Lv Dalton		Ar St. Paul		Lv Minneapolis			
			Lv Fergus Falls		Ar St. Paul		Lv Minneapolis			
			Lv Carlisle		Ar St. Paul		Lv Minneapolis			
			Lv Rothsay		Ar St. Paul		Lv Minneapolis			
			Lv Lawndale		Ar St. Paul		Lv Minneapolis			
			Lv Barnesville 3		Ar St. Paul		Lv Minneapolis			
			Lv Baker		Ar St. Paul		Lv Minneapolis			
			Lv Sabin		Ar St. Paul		Lv Minneapolis			
			Lv Moorhead, Minn. 1, 20		Ar St. Paul		Lv Minneapolis			
			Lv Fargo, N.D. 1		Ar St. Paul		Lv Minneapolis			
			Lv Fargo		Ar St. Paul		Lv Minneapolis			
			Lv Harwood		Ar St. Paul		Lv Minneapolis			
			Lv Argusville		Ar St. Paul		Lv Minneapolis			
			Lv Gardner		Ar St. Paul		Lv Minneapolis			
			Lv Grandin		Ar St. Paul		Lv Minneapolis			
			Lv Kelso		Ar St. Paul		Lv Minneapolis			
			Lv Hillsboro		Ar St. Paul		Lv Minneapolis			
			Lv Cummings		Ar St. Paul		Lv Minneapolis			
			Lv Buxton		Ar St. Paul		Lv Minneapolis			
			Lv Reynolds		Ar St. Paul		Lv Minneapolis			
			Lv Thompson		Ar St. Paul		Lv Minneapolis			
			Ar Grand Forks		Ar St. Paul		Lv Minneapolis			

24 BLACKFOOT INDIAN PORTRAITS IN NEW FULL-COLOR PORTFOLIO

Carefully selected from famous paintings by the late Winold Reiss. Vividly portray the dress the character of this great tribe on 9"x12" sheets suitable for framing. Portfolio includes 12-page Blackfoot tribal history by Dr. Claude E. Schaeffer, noted authority on American Indians - - - \$2.00

ST. PAUL BOOK & STATIONERY CO. Corner Sixth & Cedar • St. Paul, Minnesota 55101

Time from 12:01 midnight to 12:00 noon shown in light face type; time from 12:01 noon to 12:00 midnight shown in heavy face type.

CHICAGO, TWIN CITIES AND PACIFIC NORTHWEST—Continued



Westbound—Read Down				Eastbound—Read Up				Westbound—Read Down				Eastbound—Read Up			
199 Mixed Ex. Sun.	Western Star 27 Daily	Empire Builder 31 Daily	Miles from St. Paul	TABLE 4 Central Standard Time	Miles from Seattle	Empire Builder 32 Daily	Western Star 28 Daily	200 Mixed Ex. Sun.	Dakotan 3 Daily	Miles from St. Paul	TABLE 5 Central Standard Time	Miles from Seattle	Dakotan 4 Daily		
—	2 25	3 21	262	Lv Fargo #1, 2, 20	1590	1 01	① 9 52	—	1 48	323	Lv Grand Fks 2, 19	1494	① 1 03		
—	—	—	268	"Pinkham	1514	—	—	—	—	338	"Emerado	1479	—		
—	—	—	274	"Prosper	1508	—	—	—	2 31	344	"Arvilla	1473	—		
—	—	—	284	"Vance	1498	—	—	—	—	350	"Larimore	1467	12 30		
112 35	—	—	302	"Nolan	1480	—	—	112 35	—	357	"Shawnee	1460	—		
f 1 01	—	—	309	"Walden	1473	—	—	—	—	364	"Niagara	1453	—		
f 1 10	—	—	314	"Pillsbury	1468	—	—	12 05	f 2 57	371	"Petersburg	1446	—		
f 1 18	3 45	—	322	"Luverne	1460	—	11 50	—	—	376	"Michigan	1441	12 01		
f 1 35	—	—	328	"Karnak	1454	—	11 30	—	3 10	381	"Mapes	1436	—		
f 1 45	—	—	334	"Hannaford	1448	—	8 44	11 15	—	387	"Lakota (County Seat)	1430	11 49		
f 1 55	—	—	348	"Sutton	1434	—	—	10 55	—	391	"Bartlett	1426	—		
—	—	—	355	"Glenfield	1427	—	—	10 35	—	396	"Doyon	1421	—		
f 2 10	—	—	361	"Juanita	1421	—	—	10 20	—	400	"Crary	1417	—		
—	—	—	368	"Grace City	1414	—	—	10 05	3 36	411	"Keith	1411	—		
—	—	—	374	"Brantford	1408	—	—	9 50	3 46	411	Lv Devils Lake	1406	11 17		
2 30	4 33	#5 15	380	Lv New Rockford	1396	#11 01	7 57	9 30	—	418	Lv Devils Lake	1406	11 12		
2 50	4 40	#5 23	386	Lv New Rockford	1396	#10 55	7 50	7 50	f 4 05	424	"Grand Harbor	1399	—		
—	—	—	393	"Munster	1389	—	—	—	—	424	"Penn.	1393	—		
—	—	—	398	"Bremen	1384	—	—	7 25	4 17	437	"Churchs Ferry	1387	10 55		
—	—	—	404	"Hamburg	1378	—	—	7 10	—	442	"Niles	1380	—		
f 3 26	—	—	411	"Heimdal	1371	—	—	6 56	—	448	"Leeds	1375	10 44		
—	—	—	417	"Wellsburg	1365	—	—	6 45	4 51	454	"York	1369	—		
f 4 01	—	—	423	"Selz	1359	—	—	6 35	—	459	"Pleasant Lake	1363	—		
—	—	—	439	"Aylmer	1343	—	—	6 08	4 51	469	"Rugby (Co. Seat)	1358	10 10		
—	—	—	448	"Guthrie	1334	—	—	5 35	—	474	"Tunbridge	1343	—		
—	—	—	454	"Rangeley	1328	—	—	—	5 12	480	"Berwick	1337	—		
—	—	—	461	"Karlsruhe	1321	—	5 07	—	—	487	"Towner (Co. Seat)	1330	9 47		
—	—	—	467	"Verendrye	1315	—	—	5 07	—	496	"Denbigh	1321	—		
—	—	—	473	"Simcoe	1309	—	4 35	—	—	508	"Granville	1309	—		
—	—	—	480	"Genoa	1302	—	—	4 35	—	515	"Norwich	1302	—		
—	—	—	487	"Surrey	1295	—	—	4 15	6 05	522	"Surrey	1295	—		
① 5 01	6 15	6 59	495	Lv Minot 5	1287	9 15	6 05	4 00	—	530	Ar Minot 4	1287	9 00		
—	6 30	7 10	495	Lv Minot (County Seat)	1287	9 00	5 50	—	① Bus Daily	27 Daily	—	—	28 Daily	① Bus Ex. Sun.	
—	—	—	508	"Des Lacs	1274	—	—	—	4 30	6 30	Lv Minot (County Seat)	—	5 50	11 30	
—	—	—	512	"Lone Tree	1270	—	—	—	4 52	—	"Des Lacs	—	—	11 10	
—	—	—	517	"Berthold 5	1265	—	—	—	5 00	—	"Lone Tree	—	—	11 02	
—	—	—	527	"Tagus	1255	—	—	—	5 20	—	"Berthold 4	—	—	10 52	
—	—	—	533	"Blaisdell	1249	—	—	—	② 5 30	—	"Tagus	—	—	⑩ 10 38	
—	—	—	540	"Palermo	1242	—	—	—	② 5 41	—	"Blaisdell	—	—	⑩ 10 20	
—	7 40	—	548	"Stanley (County Seat) 5	1234	—	4 43	—	② 5 58	—	"Palermo	—	—	⑩ 10 10	
—	—	—	556	"Ross	1226	—	—	—	6 05	7 40	"Stanley 4 (Co. Seat)	—	4 43	9 57	
—	—	—	568	"White Earth	1214	—	—	—	6 15	—	"Ross	—	—	9 45	
—	8 08	—	575	"Tiosa	1207	—	4 15	—	② 6 30	—	"White Earth	—	—	③ 9 27	
—	—	—	581	"Temple	1201	—	—	—	② 6 50	8 08	"Tiosa	—	4 15	9 10	
—	—	—	587	"Ray	1195	—	f 4 03	—	② 7 02	—	"Temple	—	—	③ 8 58	
—	f 8 21	—	593	"Wheeloak	1189	—	—	—	② 7 12	f 8 21	"Ray	—	f 4 03	8 48	
—	—	—	598	"Eppings	1184	—	—	—	② 7 25	—	"Wheeloak	—	—	8 35	
—	—	—	603	"Spring Brook	1179	—	—	—	② 7 35	—	"Eppings	—	—	③ 8 25	
—	—	—	615	Ar Williston (Co. Seat) 5, 6	1167	6 40	3 30	—	8 00	8 55	"Spring Brook	—	—	—	
—	—	—	615	Ar Williston (Co. Seat) 5, 6	1167	6 40	3 30	—	—	—	Lv Williston (Co. Seat) 4, 6	—	3 30	8 00	

f—Flag stop for revenue passengers. #Newsstand and Lunch Room in station. ①—Interstate Transportation Bus Co. Railway tickets honored. ②—Bus stops on U. S. Highway. #No checked baggage carried on Empire Builder to or from New Rockford, North Dakota. ⚡—Rail-Auto service available at this point. ③—Bus stops on U. S. Highway. †Trains 199 and 200 operate between Breckenridge and Nolan via Casselton, ask your G. N. Agent or Conductor for further details. ⚡David Thompson Monument. ④To St. Paul see Table 2, page 7.

Time from 12:01 midnight to 12:00 noon shown in light face type; time from 12:01 noon to 12:00 midnight shown in heavy face type.



**FUN? See
GLACIER
National Park**

in the
Montana Rockies
**WESTERN
STAR**
stops daily
Mid-June thru
Mid-September
each way
Between
Chicago and
Seattle-Portland

Westbound—Read Down			
Western Star	Empire Builder	Miles from St. Paul	
27 Daily	31 Daily		
5 10	3 05	1028	
5 40	3 38	1041	
5 45	3 38	1052	
		1062	
		1079	
6 27		1086	
		1092	
b 6 49		1100	
		1102	
		1105	
		1112	
		1118	
		1126	
f 7 45		1130	
		1135	
		1146	
b 8 27		1156	
f 8 38		1164	
		1169	
		1171	
① 9 05	① 640	1179	

TABLE 8
Mountain Standard Time

		Eastbound—Read Up	
	Miles from Seattle	Empire Builder	Western Star
		32 Daily	28 Daily
Lv Shelby 6, 7	754	9 55	6 28
" Ethridge	741		
Ar Cut Bank	730	9 25	6 00
Lv Cut Bank	730	9 25	5 55
" Sundance	720		
" Blackfoot	703		
" Browning	696		5 12
" Triple Divide	690		
Ar Glacier Park	682		b 4 47
Lv Bison	680		
" Rising Wolf	677		
" Summit	670		
" Blacktail	664		
" Nimrod	656		
" Essex	652		f 3 39
" Pinnacle	647		
" Red Eagle	636		
Ar Belton	626		b 2 55
" Coram	618		f 2 37
" Conkley	613		
" Columbia Falls	611		2 25
Ar Whitefish 9	603	6 10	2 10

**MORE
Dome Seats!
MORE
Scenic Miles!**

on the
Incomparable
**EMPIRE
BUILDER**

Between
Chicago-Seattle-
Portland
via
St. Paul-
Minneapolis-
Spokane

f—Flag stop for revenue passengers.

☞—Rail-Auto service available at this point.

a—Stops to receive or discharge revenue passengers from Williston and east and Spokane and west where trains 31 and 32 are scheduled to stop.

b—Stops at Glacier Park and Belton to receive or discharge revenue passengers. Have and east or Spokane and west were scheduled to stop.

①—Schedules for connecting bus service between Whitefish and Kalispell, Montana, shown below.


*—Stops daily during park season Mid June through Mid September.

BUS SERVICE BETWEEN WHITEFISH AND KALISPELL, MONTANA

Southbound—Read Down					Northbound—Read Up						
	6 50	2 15	9 15	6 15	Miles 0	Lv Whitefish	Ar	5 55	8 50	1 45	6 30
					13	Ar Kalispell	Lv	5 20	8 15	1 10	5 55



**Take the train—
rent a HERTZ car there!**



**Ski . . .
THE BIG MOUNTAIN
at Whitefish, Montana**

Choose your action 20 minutes from trackside—a 3-mile dash from the top to a short schuss on the beginners' hill. Over 20 miles of open slopes and trails—lifts totaling nearly 3,500 vertical feet handle more than 1,200 skiers per hour. In-town, Lodge or Chalet lodging.

Go Great! Go Fast! Go Direct!
Incomparable Empire Builder
and Western Star

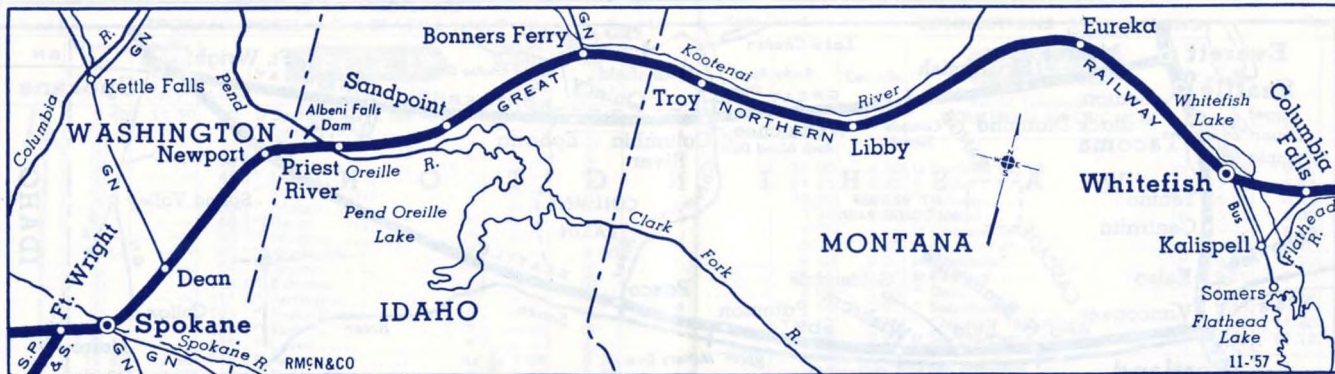


TABLE 9

Mountain Standard Time

Westbound—Read Down

Eastbound—Read Up

Western Star		Empire Builder		Miles from St. Paul	Station	Miles from Seattle	Pacific Standard Time	
27 Daily	31 Daily	32 Daily	28 Daily				Westbound	Eastbound
9 15	6 45	① 6 05	① 1 55	1179	Lv Whitefish 8	603	① 6 05	① 1 55
—	—	—	—	1184	" Vista	598	—	—
—	—	—	—	1191	" Lupler	591	—	—
f 9 38	—	—	f 1 32	1196	" Olney	586	—	f 1 32
—	—	—	—	1202	" Radnor	580	—	—
f 9 54	—	—	f 1 13	1209	" Stryker (Stillwater River)	573	—	f 1 13
f 10 01	—	—	f 1 03	1215	" Trego (Wolf Mountains)	567	—	f 1 03
f 10 11	—	—	f 12 55	1220	" Fortine (State Fish Hatchery)	562	—	f 12 55
—	—	—	—	1226	" Tobacco River	556	—	—
f 10 29	—	—	12 38	1231	" Eureka	551	—	12 38
f 10 41	—	—	f 12 25	1240	" Rexford	542	—	f 12 25
—	—	—	—	1251	" Stonehill	531	—	—
—	—	—	—	1262	" Ural	520	—	—
—	—	—	—	1267	" Volcour	515	—	—
—	—	—	—	1275	" Yarnell	507	—	—
—	—	—	—	1288	" Ripley	494	—	—
11 44	③ 8 50	③ 338	11 21	1295	" Libby (Ft. Kootenay 1811)	487	③ 338	11 21
—	—	—	—	1306	" Kootenai Falls	476	—	—
12 03	9 15	3 15	10 55	1314	Ar Troy (Silver Mines)	468	3 15	10 55
—	—	—	—	1314	" Kootenai River	468	—	—
—	—	—	—	1320	" Yakt. Mont. Mont.-Idaho State Line	462	—	—
—	—	—	—	1327	" Leonia, Idaho	455	—	—
—	—	—	—	1334	" Katka	448	—	—
—	—	—	—	1341	" Crossport	441	—	—
—	—	—	—	1345	" Bonners Ferry (Monument to First Route of Trade across Idaho)	437	—	9 00
—	—	—	—	1356	" Naples	426	—	f 8 49
—	—	—	—	1364	" Elmira	418	—	f 8 49
—	—	—	—	1370	" Colburn	412	—	—
—	—	—	—	1379	" Sandpoint (Lake Pend Oreille)	403	—	8 25
—	—	—	—	1392	" Laclède	390	—	—
—	—	—	—	1397	" Thama	385	—	—
—	—	—	—	1400	" Priest River, Ida. (Albeni Falls Dam)	382	—	7 59
—	—	—	—	1407	" Newport, Wash. (County Seat)	375	—	7 50
—	—	—	—	1410	" Penrith	372	—	—
—	—	—	—	1415	" Scotia (Little Spokane River)	367	—	—
—	—	—	—	1421	" Camden	361	—	—
—	—	—	—	1429	" Milan	353	—	—
—	—	—	—	1439	" Dean	343	—	—
—	—	—	—	1443	" Mead	339	—	—
f 2 00	—	—	f 7 00	1448	" Hillyard (Great Northern Shops)	334	—	f 7 00
2 15	11 15	11 10	6 45	1453	Ar Spokane #10, 13	329	11 10	6 45

STATION MAIL BOXES

For Your Convenience

Listed below are stations where U. S. mail (drop letter) boxes are conveniently located. Each passing mail train picks up mail from these boxes.

Stations starred (*) have separate boxes for east and westbound mail.

- Alexandria, Minn.
- Benson, Minn.
- *Breckenridge, Minn.
- Ephrata, Wash.
- Everett, Wash.
- (On Upper Level)
- *Fargo, N. D.
- *Fergus Falls, Minn.
- *Glacier Park, Mont. (In Park Season)
- *Grand Forks, N. D.
- *Great Falls, Mont.
- Hallock, Minn.
- *Havre, Mont.
- Litchfield, Minn.
- *Minot, N. D.
- Moorhead, Minn.
- Morris, Minn.
- *New Rockford, N. D.
- St. Cloud, Minn.
- Sauk Centre, Minn.
- Seattle, Wash.
- *Shelby, Mont.
- Spokane, Wash.
- Stephen, Minn.
- Warren, Minn.
- *Wenatchee, Wash.
- *Whitefish, Mont.
- *Williston, N. D.
- Willmar, Minn.
- *Wolf Point, Mont.

Above list subject to change without notice.

New Indian Portraits!

Great Northern Playing Cards

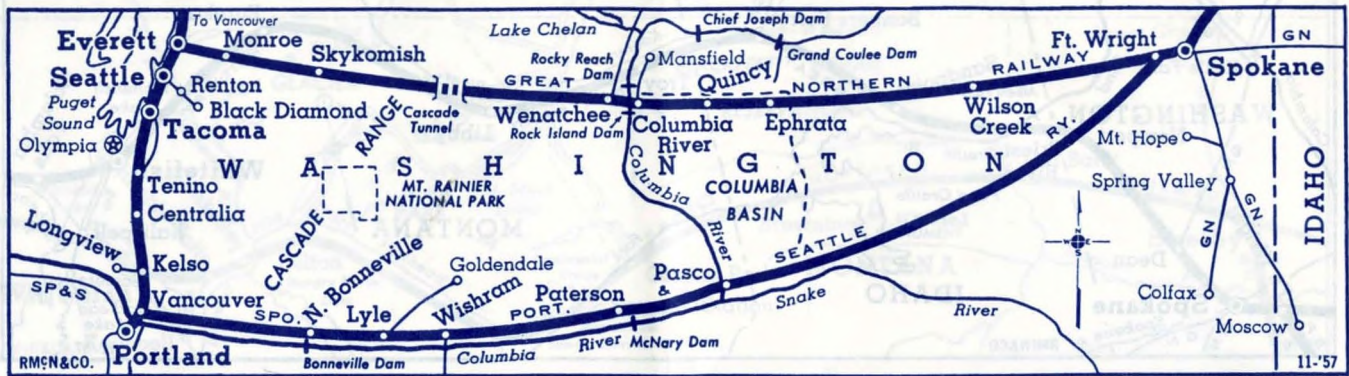


Single Decks 80¢
Bridge Sets \$1.60

REFERENCE MARKS

- ①—Schedule for connecting bus service between Whitefish and Kalispell shown on page 10.
- ②—Stops to receive and discharge revenue passengers from Minot and points east, and to Spokane and points west where these trains are scheduled to stop.
- f—Flag stop for revenue passengers.
- ♦—Restaurant and news stand in station.
- ⊕—Rail-Auto Service available at this point.

Time from 12:01 midnight to 12:00 noon shown in light face type; time from 12:01 noon to 12:00 midnight shown in heavy face type.



Westbound—Read Down

Eastbound—Read Up

Read Down

SEATTLE-EVERETT-BELLINGHAM-VANCOUVER

Read Up

TABLE 10

Pacific Standard Time

TABLE 11

Pacific Standard Time

Western Star	Empire Builder	Miles from St. Paul		Miles from Seattle	Empire Builder	Western Star
27 Daily	31 Daily			32 Daily	28 Daily	
3 00	11 45	1453	Lv Spokane 9, 13	Ar	10 40	6 15
		1456	" Fort Wright	Ar		
		1471	" Fairchild	"		
		1475	" Espanola	"		
		1481	" Waukon	"		
		1487	" Edwall	"		
		1496	" Bluestem	"		
		1504	" Harrington	"		
		1510	" Mohler	"		
		1519	" Lamona	"		
		1529	" Odessa	"		
		1538	" Irby	"		
		1545	" Marlin	"		
		1552	" Wilson Creek	"		
		1560	" Stratford	"		
		1570	" Soap Lake	"		
5 21	2 01	1575	" Ephrata (City Seat)	Ar	8 24	3 55
		1580	" Naylor	Lv		
		1585	" Winchester	"		
		1591	" Quincy	"		
5 40		1602	" Trinidad (Horseshoe Curve)	"		3 30
		1611	" Columbia River	"		
		1615	" Voltage	"		
		1617	" Rock Island	"		
		1620	" Malaga	"		
6 30	3 10	1627	Ar Wenatchee (Apple Capital)	Lv	7 18	2 40
		1627	Lv Wenatchee	Ar	7 10	2 20
		1635	" Monitor	Lv		
		1638	" Cashmere	"		
		1643	" Dryden	"		
		1646	" Peshastin	"		
		1649	" Leavenworth	"		
		1669	" Merritt	"		
		1676	" Berne (East Portal)	"		
		1685	" Cascade Tunnel (7.79 mi.)	"		
		1698	" Scenic (West Portal)	"		
		1702	" Skykomish	"		
		1708	" Grotto	"		
		1706	" Barings	"		
		1712	" Index (Mt. Index)	"		
		1721	" Gold Bar	"		
		1726	" Sultan	"		
		1734	" Monroe (G. N. Greenhs.)	"		
		1741	" Snohomish	"		
9 44	6 35	1749	Ar Everett	Lv	3 58	11 16
10 00	6 45	1749	Lv Everett	Ar	3 58	11 00
		1754	" Mukilteo	Lv		
10 25	7 10	1764	" Edmonds	Ar	6 31	10 38
		1768	" Richmond Beach	"		
		1777	" Interbay	"		
11 00	7 45	1782	Ar Seattle #11, 12 (King St. Station)	Lv	3 00	10 00

Streamlined Internationals	360 Daily	358 Daily	Miles		Streamlined Internationals	357 Daily	359 Daily
	2 45	8 00	0	Lv Seattle 10, 12	Ar	11 59	4 45
	63 15	8 30	18	" Edmonds	"	11 25	4 12
	3 36	8 53	33	" Everett 10	"	11 05	4 35
			41	" Marysville	"		
			48	" English	"		
	4 28	f 9 26	57	" Stanwood	"	10 25	
		9 42	70	" Mount Vernon	"	10 11	2 55
		9 47	74	" Burlington	"	10 03	
5 10		10 25	98	" Bellingham	"	9 30	2 16
		10 39	107	" Ferndale	"		
5 38		10 55	120	" Blaine, Wash.	"	9 01	1 46
			193	U. S.-Canadian Boundary	"		
5 46		11 11	128	" White Rock, B. C.	"	8 48	1 33
	6 18	11 38	144	" Crescent Beach	"		
	6 40	11 59	156	" New Westminster	"	8 20	1 05
				Ar Vancouver, B. C.	Lv	8 00	12 45

SEATTLE-TACOMA-PORTLAND

Tickets reading G. N., N. P. or U. P. railroads are interchangeable on all trains to any point between Seattle and Portland, inclusive. Passengers using optional routes should recheck their baggage, otherwise it may be subject to delay. See page 25 for equipment.

U. P. 458 Daily	N. P. 408 Daily	G. N. 460 Daily	Miles		U. P. 457 Daily	G. N. 459 Daily	N. P. 407 Daily
5 00	12 15	8 05	0	Lv Seattle 10, 11	Ar	1 30	5 30
e 3 23		8 26	16	" Kent	Lv		
e 3 29		8 32	22	" Auburn	"	4 59	
e 5 40		8 40	29	" Summer	"		
		8 44	32	" Puyallup	"		
		8 51	40	Ar Tacoma	Lv	12 35	4 33
5 57	1 07	9 07	40	Lv Tacoma	Ar	12 27	4 29
6 02	1 11	9 14	56	" Steilacoom	"		
		9 43	75	" East Olympia	"	11 46	f 3 44
6 47	1 53	10 14	94	Ar Centralia	Lv	11 23	3 21
7 11	2 17	10 14	94	Lv Centralia	Ar	11 23	3 21
7 18	2 24	10 21	98	" Chehalis	Lv	11 13	3 11
		105	105	" Napavine	"		
		109	119	" Vader	"		
d 7 34		10 42	111	" Castle Rock	"	f 2 39	
		11 14	137	" Kelso-Longview	"	10 31	2 29
		11 25	147	" Kalama	"		
		11 58	176	Ar Vancouver	Lv	9 51	1 49
8 48	3 53	11 58	176	Lv Vancouver	Ar	9 51	1 49
8 51	3 54	11 58	186	Ar Portland 13, 15	Lv	9 30	1 30
9 15	4 15	12 20					

FOOTNOTES FOR TABLES 10, 11 AND 12 WILL BE FOUND ON PAGE 13.

Time from 12:01 midnight to 12:00 noon shown in light face type; time from 12:01 noon to 12:00 midnight shown in heavy face type.

SPOKANE TO PORTLAND SPOKANE, PORTLAND & SEATTLE RAILWAY					
Read Down			Read Up		
Western Star	Empire Builder	Miles	TABLE 13 Pacific Standard Time		Western Star
3 Daily	1 Daily		2 Daily	4 Daily	
9 40	11 50	0	Lv Spokane G. N. Sta.	Ar	10 00
①		19	" South Cheney	Lv	
①		30	" Amber	"	
①		36	" Rodna	"	
①		45	" Lamont	"	
①		50	" Rockwell	"	
①		56	" Macall	"	
①		68	" Benge	"	
①		89	" Hooper	"	
11 14		94	" Washtucna	"	4 00
①		94	" Sperry	"	
①		102	" Kahlotus	"	
①		111	" Farrington	"	
①		123	" Snake River	"	
①		129	" Redd	"	
①		135	" Levey	"	
①		148	Ar Pasco	Lv	7 20
12 30	2 30	148	Lv Pasco	Ar	7 05
12 55	2 40	151	" Kennewick	Lv	
①		156	" Finley	"	
①		164	" Yellepit	"	
①		176	" Berrian	"	
①		188	" Plymouth	"	
①		200	" Paterson	"	
①		209	" Whitcomb	"	
①		217	" Alderdale	"	
①		222	" McCredie	"	
①		233	" Roosevelt	"	
①		239	" Sundale	"	
①		249	" Goodnoe	"	
①		260	" Cliffs	"	
①		266	" Maryhill	"	
①	3 05	273	Ar Wishram	Lv	5 00
①	3 15	273	Lv Wishram 14	Ar	4 58
①		276	" Avery	"	12 02
①		286	" Northdalles (Dalles Dam)	"	11 53
①		294	" Lyle	"	
①	3 37	304	" Bingen-White Salmon	"	4 29
①	① 5 21	307	" Underwood	"	① 11 17
①		309	" Hood	"	
①		314	" Cooks	"	
①		322	" Carson	"	
①	4 07	325	" Stevenson	"	4 08
①	① 5 44	330	" North Bonneville (Bonneville Dam)	"	① 10 56
①		337	" Skamania	"	
①		342	" Prindle	"	
①		348	" Mount Pleasant	"	
①		352	" Washougal	"	
①	4 40	356	" Camas	"	① 10 26
①		360	" Fisher	"	
①	5 05	370	Ar Vancouver, Wash. 12	Lv	3 22
①	5 20	6 38	Lv Vancouver, Wash.	Ar	3 19
①		371	Lv No. Portland	"	10 14
①		373	" East St. Johns	"	
①	5 45	7 00	Ar Portland 12, 13	Lv	3 00

CONNECTIONS AT PORTLAND					
Read Down			Read Up		
Cascade		TABLE 15 Pacific Standard Time SOUTHERN PACIFIC CO.		Cascade	
†19	⑩11	⑩12	†20		
10 00	4 30	Lv Portland 12, 13	Ar	8 45	9 00
11 25	5 49	" Salem	"	7 22	7 35
12 08	6 13	" Albany	"	6 54	6 43
1 30	7 00	" Eugene	Lv	6 15	6 00
4 25		Lv Crescent Lake	Ar		12 50
6 45	11 30	" Klamath Falls	Lv	1 40	10 40
9 50	2 05	Ar Dunsmuir	Lv	10 55	7 20
11 55	3 40	Ar Redding	Lv	9 18	5 10
3 05	6 30	" Davis	"	6 40	1 55
* 7 05	* 7 05	" Sacramento	"	* 5 55	* —
5 15	8 45	" Oakland (16th street.)	"	4 35	11 40
5 50	9 20	Ar San Francisco	Lv	3 50	11 10
	⑩ 7 00	Lv San Francisco	Ar	⑩ 6 30	—
		Ar Los Angeles	Lv		—

FOOTNOTES FOR PAGE 12

- f—Flag stop for revenue passengers.
 - ☞—Rail-Auto service available at this point.
- TABLE 10**
- ☛—Restaurant and news stand in station.
 - ①—Portals to the Cascade Tunnel.
 - a—Stops to discharge revenue passengers from points Havre and East.
 - b—Stops to receive revenue passengers for scheduled stops Havre and East.
 - c—Miles via Willmar and New Rockford and Chester.
 - ☛—Stops to discharge revenue passengers.
 - ☞—Stops to receive revenue passengers.
- TABLE 11**
- ☛—Connects in Everett with Eastbound "Empire Builder", to Spokane, Minneapolis, St. Paul, Chicago and East. See Table 10.
 - ☛—Stops to receive revenue passengers.
 - ☞—Stops to discharge revenue passengers.
- TABLE 12**
- a—Stops on flag to discharge revenue passengers from Vancouver, Washington and beyond and to receive revenue passengers for points beyond Seattle.
 - b—Stops on flag to receive revenue passengers for Tacoma and Seattle and discharge revenue passengers from Vancouver, Washington and beyond and to receive and discharge express.
 - d—Stops to discharge revenue passengers from Tacoma and beyond and on flag to receive revenue passengers for Vancouver, Wash., and points beyond.
 - e—Stops on flag to receive revenue passengers for Vancouver, Wash., and beyond.
 - g—Stops to discharge revenue passengers from points Spokane and east.
 - h—Stops on flag to discharge revenue passengers from Vancouver, Wash., and beyond and on flag to receive revenue passengers for Tacoma and Seattle.
 - i—Stops on flag to discharge revenue passengers from Vancouver and beyond or receive revenue passengers for points beyond Seattle.

FOOTNOTES FOR PAGE 13


- f—Flag stop for revenue passengers.
 - ☞—Rail-Auto service available at this point.
- TABLE 13**
- ①—No. 3 will stop at any station to discharge revenue passengers from east of Spokane; also at any station west of Pasco to discharge revenue passengers from Spokane; also at any station east of Pasco to receive passengers for Vancouver and Portland.
 - ②—No. 4 will stop at any station to receive revenue passengers destined east of Spokane; also at any station west of Pasco to receive passengers for Spokane; also at any station east of Pasco to discharge passengers from Portland or Vancouver. Stops to receive passengers made only upon advance arrangements through agent.
 - ③—Stops to discharge passengers made upon application to conductor.
 - ④—Stops to discharge revenue passengers from Portland and Vancouver.
 - ⑤—Stops to receive revenue passengers for Vancouver and Portland.
 - ⑥—Stops to receive revenue passengers to points east of Spokane provided advance arrangements are made through agent.
 - ⑦—Stops to receive or discharge revenue passengers to or from Pasco and beyond.
 - ⑧—Stops to discharge revenue passengers from East of Spokane on application to conductor.
- TABLE 15**
- ⑩—Pullman and reclining chair cars. Special service charge applicable in chair cars.
 - ⑪—Change at Martinez.
 - ⑫—San Joaquin Daylight via Valley Line, change at Martinez. Streamliner Coach seats reserved in advance south of Martinez.
 - †—Trains 19 and 20 carry one local coach only. No food service.
 - ‡—Via bus connecting Dunsmuir.
 - *—Connection via Western Greyhound to or from Sacramento.

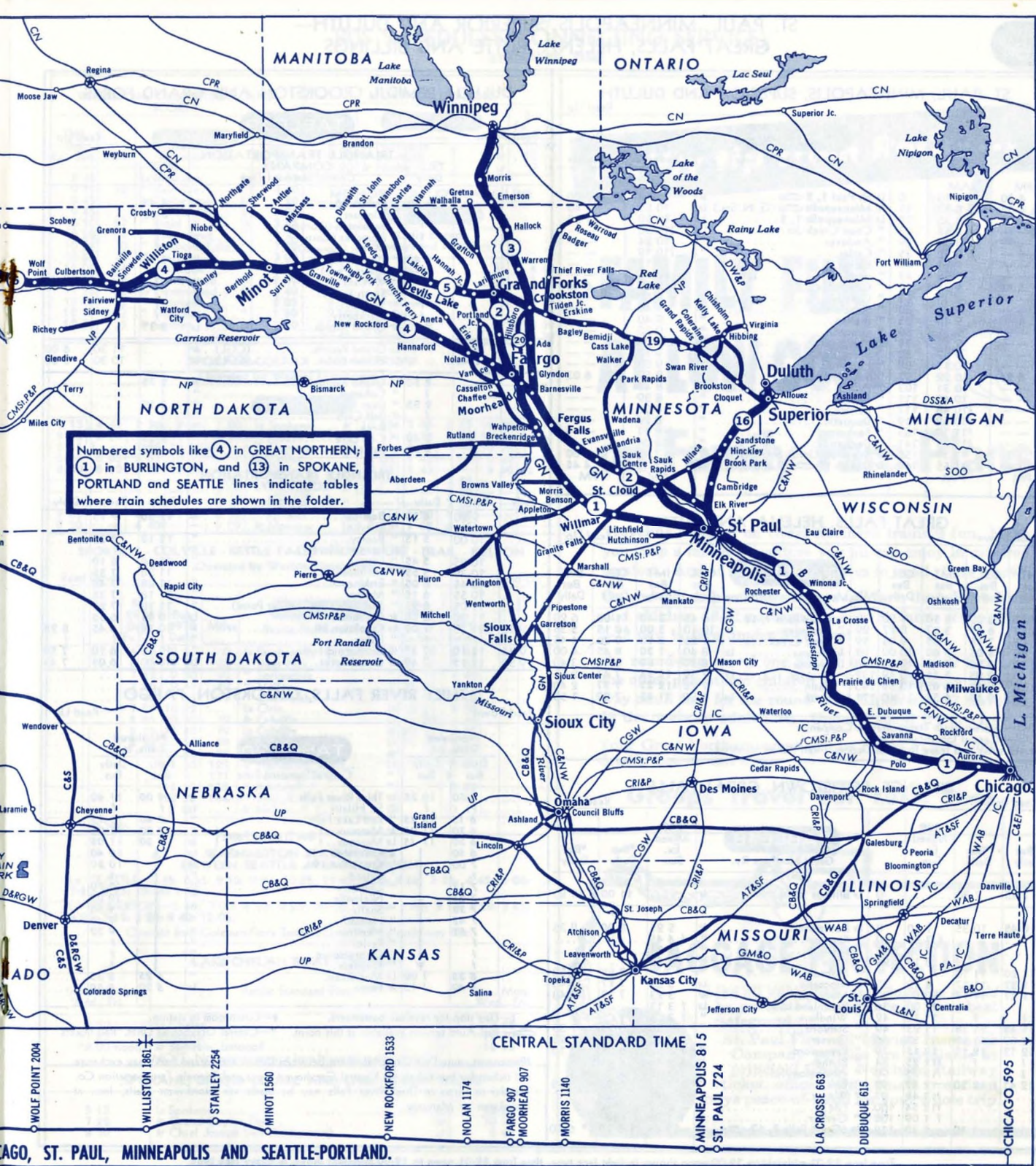
WISHRAM AND BEND OREGON TRUNK RAILWAY					
Read Down			Read Up		
102 Ex. Sun.	Miles	TABLE 14 Pacific Standard Time		105 Ex. Sat.	103 Daily Ex. Sat.
1 00	0	Lv Wishram	Ar	12 15	5 00
f 1 13	6	" Moody	Lv	12 01	f 4 41
f 1 38	18	" Lockit	"	11 35	f 4 16
f 1 55	26	" Dike	"	11 18	f 3 59
f 2 04	30	" Sinamox	"	11 10	f 3 51
f 2 23	40	" Oakbrook	"	11 51	f 3 32
f 2 39	47	" Sherar	"	10 35	f 3 16
f 2 53	55	" Maspin	"	10 20	f 3 01
f 3 11	64	" Nene	"	f 9 57	f 2 32
f 3 19	68	" Dant	"	f 9 50	f 2 25
f 3 45	80	" Kaskela	"	f 9 24	f 1 59
f 4 01	86	" South Jct.	"	f 9 13	f 1 48
f 4 23	94	" Gateway	"	8 51	1 26
f 4 39	100	" Paxton	"	f 8 35	f 1 10
5 00	105	" Madras	"	8 25	12 55
5 10	110	" Metolius	"	8 12	12 35
f 5 18	115	" Culver	"	f 8 02	12 25
f 5 31	122	" Opal City	"	f 7 52	12 09
f 5 45	130	" Terrebonne	"	f 7 40	11 52
f 5 50	132	" Prineville Jct.	"	f 7 35	11 46
f 6 15	135	" Redmond	"	f 7 30	11 40
f 6 35	144	" Deschutes	"	f 7 11	11 15
f 7 00	152	Ar Bend	Lv	7 00	11 00

CASCADE TUNNEL

One of the great engineering projects of all time, Great Northern Railway's Cascade Tunnel pierces the solid granite of the formidable Cascade Range between Berne and Scenic in Western Washington for a distance of 7.79 miles.


Recently completed is a huge ventilating project that enables the use of diesel locomotives in the tunnel. Installation of the ventilation system marked the end of Great Northern electrified operation in the Cascades.





Numbered symbols like ④ in GREAT NORTHERN; ① in BURLINGTON, and ⑬ in SPOKANE, PORTLAND and SEATTLE lines indicate tables where train schedules are shown in the folder.

CENTRAL STANDARD TIME 615



CHICAGO, ST. PAUL, MINNEAPOLIS AND SEATTLE-PORTLAND.

ST. PAUL, MINNEAPOLIS, SUPERIOR AND DULUTH—
GREAT FALLS, HELENA, BUTTE AND BILLINGS

ST. PAUL, MINNEAPOLIS, SUPERIOR AND DULUTH

Read Down		Read Up	
Daily Gopher	Daily Badger	Miles	Central Standard Time
PM 4 30	AM 8 10	0	Lv St. Paul 1, 2
4 52	8 30	11	Ar Minneapolis (G. N. Sta.)
5 00	8 35	11	Lv Minneapolis 1, 2
	f 8 52	23	Coon Creek Jct.
	f 8 57	29	Andover
	f 9 02	35	Cedar
	9 08	41	Bethel
	9 18	47	Isanti
5 43	9 25	52	Cambridge
	9 30	57	Grandy
	9 34	60	Stanchfield
	9 40	63	Braham
	9 45	68	Grasston
	9 52	74	Henriette
	9 59	80	Brook Park
	10 11	88	Hinckley
6 24	10 22	97	Sandstone
	10 31	103	Askov
	10 41	111	Bruno
	f 10 48	117	Kerrick
	f 10 52	119	Duquette
	f 11 10	135	Foxboro
	f 11 18	141	Dedham
7 30	11 39	156	Ar Superior (Union Station)
7 45	11 55	160	Ar Duluth 19 (Union Sta.)
PM	AM		

GREAT FALLS, HELENA AND BUTTE

Read Down		Read Up	
IMT Bus Daily	CGL Bus Daily	IMT Bus Daily	CGL Bus Daily
9 50	6 00	2 50	7 50
10 37	6 37	3 27	8 27
11 05	7 15	4 05	9 05
11 59	8 05	5 00	10 00
12 10	8 20	5 15	10 10
12 48	9 05	5 55	10 49
12 58	9 15	6 05	10 59
1 45	9 55	6 55	11 40

IMT—Intermountain Transportation Company.
CGL—Central Greyhound Lines.
Buses arrive and leave from Bus Depots. Rail tickets honored.

BILLINGS, LEWISTOWN, GREAT FALLS

Read Down		Read Up	
*Bus Daily	*Bus Daily	239 Mixed Ex. Sun.	240 Mixed Ex. Sun.
7 45	7 30	0	Lv Billings
10 45	10 35	7 10	Lv Lewistown
		f 7 39	Kingston
		7 58	Rossvork
		8 19	Kolin
11 20	11 10	11 10	Hobson
11 27	11 17	10 42	Ar Moccasin
		11 00	Lv Moccasin
		11 10	Benchland
		11 23	Windham
11 48	11 38	11 53	Stanford
12 09	11 58	12 15	Geyser
12 13	12 12	12 35	Reynesford
		f 12 35	Blythe
		f 12 35	Armington
12 41	12 30	12 39	Belt
		f 12 48	Wayne
		f 12 54	Fife
		f 1 09	Gerber
1 15	1 10	1 30	Ar Great Falls 7, 17

DULUTH, BEMIDJI, CROOKSTON AND GRAND FORKS

Read Down		Read Up	
IBUS Daily	IBUS Daily	IBUS Daily	IBUS Daily
12 20	4 45	Lv Duluth 16	Ar
1 00	3 35	Cloquet	Ar
	f	Brookston (Corner)	f
	f	Paupores (Corner)	f
	f	Mirbat (Gowan)	f
1 40	3 20	Floodwood	Ar
	f	Island (Farm)	f
	f	Wawina	f
	f	Swan River	f
	f	Warba	f
	f	Blackberry	f
2 20	2 35	Ar Grand Rapids	Lv
7 25	11 30	Lv Grand Rapids (CGL)	Ar
8 40	10 30	Lv Hibbing (CGL)	Lv
2 30	2 35	Lv Grand Rapids	Ar
	f	Cohasset	f
2 55	2 10	Deer River	Ar
	f	Ball Club	f
	f	Bena	f
3 40	1 25	Cass Lake	Ar
4 00	1 05	Ar Bemidji	Lv

TRIANGLE TRANSPORTATION
COMPANY
Bus Schedule

Daily	Daily	Daily	Daily	Daily	Daily
9 20	4 35	Lv Bemidji	Ar	12 50	9 15
	f	Shevlin	f		f
10 00	5 15	Bagley	Ar	12 13	8 35
	f	Langby (Corner)	f		f
10 25	5 45	Fosston	Ar	11 48	8 10
10 35	5 55	McIntosh	Ar	11 38	7 55
10 45	6 05	Erskine	Ar	11 28	7 45
10 55	6 15	Mentor	Ar	11 18	7 35
11 05	6 25	Marcoux (Bus Transfer Point)	Ar	11 10	7 25
11 30	6 50	Ar Crookston	Lv	10 45	6 55
9 15	11 35	Lv Crookston 20	Ar	10 35	6 45
	f	Fisher	f		f
9 45	12 10	Ar East Grand Forks	Ar	10 05	6 10
9 50	12 15	Ar Grand Forks	Lv	10 00	6 05

THIEF RIVER FALLS, CROOKSTON, FARGO

Read Down		Read Up	
Northwest Trails, Inc. Daily Bus	Northwest Trails, Inc. Daily Bus	Northwest Trails, Inc. Daily Bus	Northwest Trails, Inc. Daily Bus
5 50	10 25	Lv Thief River Falls	Ar
	f	St. Hilaire	Lv
6 15	10 45	Red Lake Falls	Ar
6 30	11 05	Ar Marcoux	Ar
6 30	11 15	Lv Marcoux	Ar
6 50	7 00	Ar Crookston	Lv
	f	Lv Crookston 19	Ar
	f	Eldred	f
7 17	7 35	Climax	Ar
7 25	7 45	Nielsville	Ar
7 33	7 55	Shelly	Ar
7 43	8 05	Halstad	Ar
7 51	8 15	Hendrum	Ar
	f	Perley	f
	f	Georgetown	f
	f	Kragness	f
8 35	1 00	Lv Moorhead	Ar
8 40	1 15	Ar Fargo	Lv

f—Flag stop for revenue passengers. ↕—Lunchroom in station.
—Rail-Auto service available at this point. •—Central Greyhound Lines. Rail tickets honored.
 *Passengers routed via Great Northern between Duluth and Grand Forks may exchange rail tickets for bus tickets via Central Greyhound Lines and Triangle Transportation Co. Transfer to Fargo or Thief River Falls may be made via Northwest Trails, Inc., at Crookston or Marcoux.

BUS SCHEDULES (CONNECTING SERVICE)

STANDARD TIME

WILLISTON, CULBERTSON AND SCOBEY

GN Bus Ex. Sun.	Miles	TABLE 21 Mountain Time	GN Bus Ex. Sun.
8 40	...	Lv Williston..... Ar	5 30
9 15	38	" Bainville..... Ar	4 40
9 45	...	Ar Culbertson..... Lv	4 20
9 45	...	Lv Culbertson..... Ar	4 05
10 10	57	" Froid..... Lv	3 45
10 20	64	" Homestead..... Ar	3 35
10 35	70	" Medicine Lake..... Ar	3 20
10 55	77	" Reserve..... Ar	3 00
11 05	84	" Antelope..... Lv	2 50
11 15	92	Ar Plentywood..... Lv	2 40
11 25	99	Lv Plentywood..... Ar	2 40
12 00	112	" Redstone..... Ar	2 05
12 15	123	" Flaxville..... Ar	1 50
12 40	136	Ar Scobey..... Lv	1 30

NORTHGATE-NIOBE

Bus Ex. Sun.	TABLE 22	Bus Ex. Sun.
8 30	Lv Northgate..... Ar	10 50
9 10	Ar Bowbells..... Ar	10 10
9 20	Ar Niobe..... Lv	9 35

METHOW VALLEY STAGE LINE

TABLE 23		
Daily Except Sundays and Holidays		
7 10	Lv Wenatchee..... Ar	4 40
8 45	Ar Pateros..... Lv	3 05
8 45	Lv Pateros..... Ar	3 05
9 35	" Methow..... Ar	9 40
9 50	" Carlton..... Ar	9 40
10 50	" Twisp..... Ar	9 00
10 45	Ar Winthrop..... Lv	1 30

SPOKANE-COLFAX AND MOSCOW

Operated by Western Greyhound Lines

TABLE 24

7 15	4 45	2 30	9 35	7 00	Lv Spokane..... Ar	10 25	3 05	8 55	11 00	1 40
8 00	5 30	3 15	10 20	7 41	" Rosalia..... Ar	9 43	2 23	8 13	10 17	12 56
8 11	f	3 25	10 30	---	" Thornton..... Ar	9 31	2 11	---	10 06	f
8 38	6 05	3 52	10 55	---	Ar Colfax..... Ar	9 05	1 45	---	9 40	12 19
8 40	6 10	3 55	10 55	---	Lv Colfax..... Ar	9 03	1 43	---	9 30	12 19
---	---	---	---	7 58	" Oakdale..... Lv	---	---	7 56	---	---
---	---	---	---	8 15	" Garfield..... Ar	---	---	7 39	---	---
---	---	---	---	8 31	" Palouse..... Ar	---	---	7 23	---	---
9 05	---	4 20	11 20	8 52	" Pullman..... Lv	8 40	1 20	7 02	---	11 55
9 20	---	4 40	---	9 09	Ar Moscow..... Lv	8 25	1 05	6 45	---	---

SPOKANE - COLVILLE - KETTLE FALLS - NORTHPORT - TRAIL - NELSON

Operated by Western Greyhound Lines

Read Down

Read Up

Bus 2974 Daily Ex. Sun.		Bus 2972 Daily		TABLE 25 Pacific Standard Time		Bus 2973 Daily Ex. Sun.		Bus 2971 Daily	
6 10	8 30	0	Lv Spokane 9, 10, 13	Ar	12 20	5 45	---	---	---
6 45	9 02	93	" Deer Park..... Ar	---	11 40	5 05	---	---	---
7 12	9 30	40	" Springsdale..... Ar	---	11 15	4 40	---	---	---
7 26	9 47	49	" Valley..... Ar	---	11 00	4 25	---	---	---
7 40	9 55	57	" Chewelah..... Ar	---	10 55	4 20	---	---	---
7 59	10 22	---	Lv Orin..... Lv	10 25	3 50	---	---	---	---
8 05	10 30	79	Ar Colville..... Lv	10 20	3 45	---	---	---	---
8 10	10 40	79	Lv Colville..... Ar	10 15	3 35	---	---	---	---
8 25	10 52	88	Ar Kettle Falls..... Lv	10 00	3 20	---	---	---	---
---	10 52	88	Lv Kettle Falls..... Ar	---	3 18	---	---	---	---
---	11 40	123	Ar Northport, Wash..... Ar	---	2 35	---	---	---	---
---	f	131	" Patterson, B. C..... Ar	---	f	---	---	---	---
---	12 10	138	" Rossland..... Ar	---	2 05	---	---	---	---
---	12 30	144	" Trail, B. C..... Ar	---	1 45	---	---	---	---
---	5 00	---	Ar Nelson, B. C..... Lv	---	10 45	---	---	---	---

#—Rest Stop.

WASHINGTON STATE FERRIES BETWEEN SEATTLE AND BREMERTON

Lv. SEATTLE—5 45; 6 55; 8 10; 9 20; 10 35; 11 45; 1 00; 2 10; 3 25; 4 45; 6 00; 7 10; 8 25; 10 50; 1 15.

Lv BREMERTON—5 45; 7 00; 8 10; 9 25; 10 35; 11 50; 1 00; 2 15; 3 25; 3 45; 6 00; 7 15; 8 20; 9 40; 12 05.

Operate from Coleman Ferry Terminal Seattle. Fare each way 85c.

LAKE CHELAN BOAT COMPANY

Sun., Mon., Wed., Fri.	Pacific Standard Time	Sun., Mon., Wed., Fri.
8 30	Lv Chelan..... Ar	3 45
11 25	Ar Lucerne..... Ar	12 30
12 00 noon	Ar Stehekin..... Lv	12 10

NOTE: No Sunday service from November 1 to April 15.

SPOKANE, GRAND COULEE AND CHIEF JOSEPH DAMS

5 15	Lv Spokane..... Ar	12 25
7 20	Ar Grand Coulee Dam..... Lv	10 30
8 30	Ar Chief Joseph Dam (Bridgeport)..... Lv	8 45

Thrifty tip from Rocky...



FAMILY FUN AT LOW COST

on Family Fare Plans

Traveling together on Great Northern trains is fun. Make your trip a family adventure you all can enjoy in carefree comfort. And at money-saving fares to boot! Here's how:

On one-way trip one parent pays full fare, the other parent and children 12-21 each go for only 1/2 fare. Youngsters 5-12 pay 1/4 fare; under 5 go free!

On round-trip travel one parent is charged full fare . . . the other parent and children 12-21 each pay only the one-way adult fare for the round-trip! Children 5-12 travel at 1/2 the one-way adult fare. Under-5 small fry are free!

Your Great Northern agent will be happy to give you full details. See or call him.

Groups Travel For Less, Too!

BAGGAGE PROTECTION

Like all valuables, your luggage *should* be protected. Insurance is your best safeguard.

St. Paul Fire and Marine Insurance Company policies are available at principal Great Northern Railway ticket offices. One small premium buys peace-of-mind for your whole trip.

CONNECTIONS AT CHICAGO

		The Chicagoan 90	Pace-maker 28-2	20th Century 26	New England States 28	Fifth Ave. Cleve. Ltd. 6	NEW YORK CENTRAL SYSTEM La Salle Street Station		20th Century 25	New England States 27	The Chicagoan 59	World Fair Spec. 39					
		9 45	4 00	4 30	4 00	9 50	Lv Chicago (CST).....	Ar	9 00	9 15	4 25	8 00					
		3 15	8 53		8 53	3 00	Lv Toledo (EST).....	Lv		6 10	1 08						
		5 40	10 45		10 45	5 30	Lv Cleveland (EST).....	"			10 50						
		10 50	2 10		2 10	9 48	Lv Buffalo (EST).....	"		1 12	7 25	9 25					
		4 33	7 10		7 10	3 45	Lv Albany (EST).....	"	8 40	7 55	1 55	3 28					
		8 15	1 00	9 30		7 10	Lv New York (EST).....	"	6 00		11 00	12 10					
		1 50	12 30		12 30		Lv Boston (EST).....	Lv		3 15							
		Motor City Spl., 368 Ex. Sat. 366 Sat. Only	World Fair Spec. 40	Twilight Ltd. 356	Wolverine Detroit 8	New York Spl. 354	NEW YORK CENTRAL SYSTEM La Salle Street Station		Motor City Spl. 369	World Fair Spec. 39	Wolverine 17	Michigan 355	Twilight Ltd. 357				
		10 45	11 59	8 00	4 15	1 20	Lv Chicago.....	Ar	4 15	8 00	12 45	4 40	9 45				
		6 30	7 40	2 40	10 40	7 50	Lv Detroit.....	Lv	10 45	3 00	7 30	12 15	5 15				
				7 40		12 45	Lv Buffalo.....	"		9 55	2 40						
				5 15		9 00	Lv New York.....	"		12 10	6 15						
				9 50		12 30	Lv Boston.....	Lv		10 30	11 00						
		Midnight Spl. 7	5	Abraham Lincoln 3	The Limited 1	GULF, MOBILE & OHIO RAILROAD Union Station		Abraham Lincoln 2	The Limited 4	6	Midnight Spl. 8						
		11 25	7 40	4 50	11 15	Lv Chicago.....	Ar	2 08	9 25	4 40	7 00						
		3 50	11 53	7 56	2 33	Lv Springfield.....	Lv	10 54	6 04	12 00	2 00						
		7 08	3 15	10 00	4 43	Lv St. Louis.....	Lv	8 58	4 00	9 50	11 35						
		Manhattan Ltd. 22	The General 448	Broadway Ltd., Pullman Only 28	The Admiral 50	Pennsylvania Ltd. 54-32	PENNSYLVANIA RAILROAD Union Station		The Fort Pitt 53	Manhattan Ltd. 23	The General 449	Broadway Ltd., Pullman Only 29	Pennsylvania Ltd. 55				
		11 15	3 15	5 00	6 30	10 30	Lv Chicago.....	Ar	8 55	7 30	8 45	9 00	3 40				
		9 35	12 11	1 34	4 45	8 30	Lv Pittsburgh.....	Lv	11 15	11 30	1 21	2 02	7 35				
			9 05			*5 05	Lv Baltimore.....	"			6 00						
			10 00			*6 50	Lv Washington.....	"			45 00						
			5 30	8 03	12 35	4 25	Lv No. Philadelphia.....	"		3 02	6 32	7 21	11 48				
			7 55	9 30	2 45	6 10	Lv New York.....	Lv		1 30	5 05	6 00	9 45				
		South Wind 90	The Kentuckian 74-94	PENNSYLVANIA RAILROAD Union Station		South Wind 93	The Kentuckian 95-75			70	Buckeye 74-86	PENNSYLVANIA RAILROAD Union Station		71	Buckeye 87-75		
		8 30	9 25	Lv Chicago.....	Ar	6 35	5 50			10 55	9 25	Lv Chicago.....	Ar	3 15	5 50		
		1 32	3 45	Lv Indianapolis.....	Lv	3 25	1 50				6 00	Lv Dayton.....	Lv		10 55		
		4 00	7 15	Lv Louisville.....	Lv	12 55	10 50			7 45	6 30	Lv Cincinnati.....	Lv	8 25	10 20		
											7 50	Lv Columbus.....	Lv		9 35		
		368 Ex. Sat. 354	NEW YORK CENTRAL-CANADIAN PACIFIC La Salle Street Station		39	357	The Diplomat 8-108	Holiday Special	The Capitol 6	10-2	BALTIMORE & OHIO RAILROAD Grand Central Station		The Diplomat 107-7	Holiday Special	The Capitol 5	173-9	
		11 59	9 25	Lv Chicago.....	Ar	6 45	9 40	10 15	*6 30	4 00	11 00	Lv Chicago.....	Ar	3 55	9 45	8 25	6 35
		11 20	10 00	Lv Toronto.....	Lv		8 30	9 30	4 08	1 50	10 09	Lv Pittsburgh.....	Lv	7 05	1 46	12 11	9 15
		10 45	7 40	Lv Montreal.....	Lv	4 30	11 00	5 45	11 15	8 59	6 30	Lv Washington.....	Lv	11 15	*6 45	5 00	1 00
			1 30	Lv Quebec.....	Lv	8 00	6 00	6 53		10 10	8 45	Lv Baltimore.....	Lv	9 55		3 45	11 45

⊗—Trains Nos. 28 and 29 operate Daily except Nov. 26, Dec. 24 and 25.

♣—Seats reserved at nominal charge.

⊕—Daily ex. Sun.

⊖—Leaves odd dates Oct., Jan., April; even dates Nov., Dec., Feb., Mar.

⊙—Leaves even dates Oct., Jan., April; odd dates Nov., Dec., Feb., Mar.

⊛—Connecting train. Passengers, change trains at Harrisburg and Baltimore.

▲—On Sats., Leaves at 4:30 p.m.

*—Dec. 18, 19, 22, 23 and Jan. 2 only.

■—Arrives } Pennsylvania Station—30th Street.

‡—On Sun. arrive Montreal 8:35 a.m.

**AT CHICAGO . . .
TRAIN TO TRAIN BAGGAGE TRANSFER**

is available to EMPIRE BUILDER Pullman passengers transferring to connecting Pennsylvania Broadway Limited and General; New York Central Twentieth Century; and Baltimore & Ohio Capital Limited, upon application to Pullman porter for special luggage check. This special baggage transfer is also available from these trains to the Empire Builder. Charge 75c per bag.

RENT - a - CAR SYSTEM

- World-wide reservation service
- Package tours available in all Avis cities
- Honors credit cards of all major transportation systems



CONNECTIONS AT CHICAGO—Continued

STANDARD TIME

ILLINOIS CENTRAL Central Station				City of New Orleans Coach Str'm-liner	City of New Orleans Coach Str'm-liner	Green Diamond	Panama Ltd., Pullman Str'm-liner		
5	21	3	1	2	4	22	6		
4 30	8 00	7 30	7 45	Lv Chicago	Ar Lv	11 40	7 00	8 15	9 00
1 40	7 35	5 10	5 10	Ar Memphis	Ar Lv	2 00	7 30	11 25	11 25
9 00	4 45	12 25	12 25	Ar New Orleans	Ar Lv	7 10	11 35	4 30	4 30

CHESAPEAKE & OHIO RAILWAY N. Y. Central Sys.—Central Station Chesapeake District				Geo. Washington	F. F. V.
11 30	8 30	5 50	1 48	Ar	Ar
11 30	8 30	5 50	1 48	Lv Chicago (NYC)	Ar 1 30
3 35	8 00	8 00	8 00	Lv Indianapolis (NYC)	Ar 10 25
2 57	8 05	8 05	8 05	Ar Cincinnati (NYC)	Ar 10 20
5 36	11 00	11 00	11 00	Lv Cincinnati (C&O)	Ar 7 35
				Ar White Sulphur Spgs. (C&O)	Ar 10 56
				Ar Hot Springs (C&O)	Ar 6 11
				Ar Washington (C&O)	Ar 3 45
				Ar Richmond (C&O)	Ar 4 50
				Ar Norfolk (C&O)	Ar 4 50
					Ar 7 00

NORFOLK & WESTERN RAILWAY PENNA. R. R.—Union Station N. Y. C. R. R.—Central Station				Poca-hontas (Via PRR)	Note* Powhatan Arrow (Via PRR)	Poca-hontas (Via NYC)
9 25	6 30	8 45	8 15	3-71	25-75	3-303
9 25	6 30	8 45	8 15	Lv Chicago, Ill.	Ar 3 15	5 50
8 15	11 00	12 26	11 45	Ar Cincinnati, O.	Ar 8 25	10 20
11 45	3 00	4 15	1 30	Ar Roanoke, Va.	Ar 6 55	9 55
1 30	5 10	5 10	3 00	Ar Lynchburg, Va.	Ar 7 05	10 45
				Ar Petersburg, Va.	Ar 5 35	9 25
				Ar Richmond, Va.	Ar 3 00	7 05
				Ar Norfolk, Va.	Ar 1 05	5 30

NEW YORK CENTRAL SYSTEM —SOUTHERN RAILWAY —Central Station				James Whitcomb Riley
8 55	4 00	1 55	11 05	303
8 55	4 00	1 55	11 05	Lv Chicago (NYC)
				Ar Indianapolis (NYC)
				Ar Cincinnati (NYC)
				Lv Cincinnati (So. Ry.)
				Ar Chattanooga (So. Ry.)
				Ar Atlanta (So. Ry.)
				Ar Macon (So. Ry.)
				Ar Jacksonville (So. Ry.)

CHICAGO & EASTERN ILLINOIS RAILROAD Dearborn Station				Dixie Flyer	Georgian	Hummingbird
7 25	10 30	3 45	3 45	94	54	54
7 25	10 30	3 45	3 45	Lv Chicago (C&E)	Ar 4 45	9 45
3 40	5 35	9 35	10 15	Ar Evansville (C&E)	Ar 8 35	3 40
	10 30	1 05	1 55	Ar Nashville (L&N)	Ar 4 15	11 30
		4 30	4 30	Ar New Orleans (L&N)	Ar 8 45	8 45
				Ar Chattanooga (L&N)	Ar 11 59	8 57
				Ar Atlanta (L&N)	Ar 8 15	5 35
				Ar Jacksonville (ACL)	Ar 9 30	10 00
				Ar Miami (ACL)	Ar 9 30	9 30

WABASH RAILROAD Dearborn Station				Blue Bird	Banner Blue
5 30	4 45	10 55	7 29	124	110
5 30	4 45	10 55	7 29	Lv Chicago	Ar 2 50
	10 25	4 55	10 25	Ar Decatur	Ar 11 51
				Ar St. Louis	Ar 9 10

City of Miami		Seminole	ILLINOIS CENTRAL Central Station		Seminole	City of Miami
453	9	10	10	10	10	452
8 45	4 45	Lv Chicago	Ar	10 45	5 50	
10 20	7 50	Ar Birmingham	Lv	7 00	3 50	
3 15	1 10	Ar Columbus	Lv	3 25	12 45	
9 25	9 00	Ar Jacksonville	Lv	7 45	6 40	
5 45	6	Ar Miami	Lv	7 45	9 30	

Ex. Sat. Night		CHESAPEAKE & OHIO RAILWAY Grand Central Station		Sundays Only
8	10	10	10	13
5 30	10 30	Lv Chicago (CST)	Ar	4 30
10 40	10 40	Ar Grand Rapids (EST)	Lv	11 59
	8 45	Ar Lansing (EST)	Lv	7 07
	10 30	Ar Detroit (EST)	Lv	5 15
	5 20	Ar Muskegon (EST)	Lv	11 15
	10 35	Ar Traverse City (EST)	Lv	5 55

Inter-City Ltd.	Inter-national Ltd.	Maple Leaf	GRAND TRUNK—CANADIAN NATIONAL Dearborn Station		The La-Salle	Inter-national Ltd.	Inter-City Ltd.
6	14	20	5	15	17	15	17
10 40	8 25	9 30	Lv Chicago	Ar	6 00	8 10	6 20
7 35	5 00	5 00	Ar Detroit	Lv	11 00	5 30	8 00
3 55	8 40	10 15	Ar Toronto	Lv	5 55	11 10	8 00
10 45	5 05	8 00	Ar Montreal	Lv	9 30	4 30	11 59
	Ferry	7 40	Ar Boston	Lv			12 30
		1 30	Ar Quebec	Lv	Ferry		Ferry
		6 10	Ar Halifax	Lv	12 15		*5 45

The Lake Cities	Atlantic Express	Phoe-be Snow	ERIE LACKAWANNA RAILROAD Dearborn Station		Phoe-be Snow	Pacific Express	The Lake Cities
6	8	2	1	7	5	5	5
10 35	10 00	6 30	Lv Chicago	Ar	8 15	2 30	4 05
6 44	7 29	3 39	Ar Akron	Lv	1 24	7 07	10 06
8 15	9 27	5 25	Ar Youngstown	Lv	11 59	5 15	8 50
11 01	12 54	8 25	Ar Jamestown	Lv	8 36	1 25	5 45
2 55	5 20	12 40	Ar Elmira	Lv	4 25	8 45	1 47
4 20	7 10	2 05	Ar Binghamton	Lv	2 55	7 05	12 30
5 33	—	3 20	Ar Scranton	Lv	1 40	—	10 58
8 45	12 30	6 30	Ar Hoboken, New York Term.	Lv	10 15	1 15	7 30

City of Cleveland		MONON RAILROAD Dearborn Station		City of Chicago
6	5	6	6	5
	5 25	Lv Chicago (CST)	Ar	1 05
	2 10	Ar Louisville (EST)	Lv	6 30

City of Cleveland		NICKEL PLATE ROAD		City of Chicago
6	5	5	5	5
	*11 30	Lv Chicago	Ar	* 7 40
	8 10	Ar Cleveland	Lv	12 45
	*12 20	Ar Buffalo	Lv	8 30
	3 35	Ar Hoboken (ELRR)	Lv	10 15

RIDE IN RELAXED COMFORT!

PILLOWS

35¢ EACH

AVAILABLE FROM YOUR COACH PORTER

- ①—All coach seats reserved.
- ②—Limousine service between Covington, Va., and Hot Springs will be provided without additional charge to passengers holding tickets reading to or from Hot Springs.
- ③—No E-L connection into New York on Mon. mornings.
- ④—Windsor Station.
- ⑤—Consult agent for connection to Miami.

- *—Daily.
- †—Daily except Sunday.
- ‡—Ex. Saturday.
- Daily except Saturday and Sunday.
- ♦—Coach seats reserved at nominal charge.
- ◊—Operates every odd day in January and March and even days in November, December, February and April.
- ⊕—Operate between Chicago and Orland Park.
- ⊖—Train 14 arrives Montreal 5:20 p.m. on Sundays. On other days at 5:05 p.m. (as shown).
- ⊗—Train 5 arrives Toronto 3:55 p.m. on Sundays. On other days at 3:45 p.m. (as shown).

Schedules on this page are compiled from information furnished by railroads at time this folder was printed and are subject to change without notice.

Time from 12:01 midnight to 12:00 noon shown in light face type; time from 12:01 noon to 12:00 midnight shown in heavy face type.

ONE-WAY AND ROUND-TRIP RAILWAY FARES

(Subject to Change)

Consult your ticket or travel agent for further information about fares.

	FIRST CLASS		COACH CLASS			FIRST CLASS		COACH CLASS	
	One Way	6 Months Round Trip	One Way	6 Months Round Trip		One Way	6 Months Round Trip	One Way	6 Months Round Trip
CHICAGO, ILL. to					FARGO, N. D. to				
Duluth, Minn.	\$17.69	\$31.85	\$13.93	\$25.10	Butte, Mont.	\$33.47	\$60.25	\$26.40	\$47.55
Everett, Wash.	81.98	126.10	64.56	99.75	Chicago, Ill.	24.62	44.35	19.39	34.95
Fargo, N. D.	24.62	44.35	19.39	34.95	Everett, Wash.	57.35	92.20	45.16	78.10
Glacier Park, Mont.	57.07	102.75	44.95	80.95	Glacier Park, Mont.	32.43	58.40	25.55	46.00
Grand Forks, N. D.	27.47	49.45	21.62	38.95	Grand Forks, N. D.	3.03	5.50	2.40	4.35
Great Falls, Mont.	55.02	99.05	43.33	78.00	Great Falls, Mont.	30.39	54.75	23.96	43.15
Helena, Mont.	57.45	103.45	45.22	81.40	Helena, Mont.	33.47	60.25	26.40	47.55
Minot, N. D.	33.64	60.60	26.48	47.70	Minot, N. D.	9.02	16.25	7.11	12.80
Pasco-Kennewick, Wash.	70.56	107.00	55.57	89.25	Portland, Ore.	60.40	95.90	47.57	81.95
Portland, Ore.	82.75	126.80	65.16	99.75	San Francisco, Cal.	95.05	148.30	74.89	111.70
San Francisco, Cal.	105.86	154.45	83.38	126.70	Seattle, Wash.	58.14	92.35	45.79	78.10
Seattle, Wash.	82.75	126.80	65.16	99.75	Spokane, Wash.	45.93	73.10	36.16	62.55
Spokane, Wash.	70.56	107.00	55.57	89.25	Tacoma, Wash.	58.14	92.35	45.79	78.10
Tacoma, Wash.	82.75	126.80	65.16	99.75	Vancouver, B. C.	52.68	84.35	41.47	78.10
Vancouver, B. C.	82.75	126.80	65.16	99.75	Wenatchee, Wash.	35.57	64.05	28.02	50.45
Wenatchee, Wash.	77.30	119.15	60.86	93.35	Whitefish, Mont.	13.70	24.70	10.78	19.45
Whitefish, Mont.	60.20	107.00	47.41	85.35	Williston, N. D.	8.97	16.15	7.49	13.50
Williston, N. D.	38.33	69.00	30.18	54.35	Winnipeg, Man.				
Winnipeg, Man.	32.39	58.35	25.87	46.60					
ST. PAUL, MINN. to					GRAND FORKS, N. D. to				
Butte, Mont.	42.14	75.90	33.18	59.75	Butte, Mont.	33.47	60.25	26.40	47.55
Everett, Wash.	66.68	106.35	52.51	83.65	Chicago, Ill.	27.47	49.45	21.62	38.95
Fargo, N. D.	9.32	16.80	7.35	13.25	Duluth, Minn.	10.85	19.55	8.55	15.40
Glacier Park, Mont.	41.76	75.20	32.89	59.25	Everett, Wash.	56.32	90.70	44.35	76.75
Grand Forks, N. D.	12.17	21.95	9.60	17.30	Glacier Park, Mont.	31.41	56.55	24.75	44.55
Great Falls, Mont.	39.72	71.50	31.29	56.35	Great Falls, Mont.	29.36	52.85	23.13	41.65
Helena, Mont.	42.14	75.90	33.18	59.75	Helena, Mont.	33.16	59.70	26.29	47.35
Minot, N. D.	18.34	33.05	14.46	26.05	Minot, N. D.	7.98	14.40	6.31	11.40
Pasco, Wash.	60.91	97.10	47.96	78.90	Portland, Ore.	59.37	94.25	46.76	80.50
Portland, Ore.	69.71	106.35	54.90	83.65	San Francisco, Cal.	94.02	146.45	74.08	110.25
San Francisco, Cal.	104.36	151.05	82.22	126.70	Seattle, Wash.	57.11	90.70	44.97	76.75
Seattle, Wash.	67.47	106.35	53.14	83.65	Spokane, Wash.	44.91	71.60	35.34	61.25
Spokane, Wash.	55.26	87.80	43.51	70.90	Tacoma, Wash.	57.11	90.70	44.97	76.75
Tacoma, Wash.	67.47	106.35	53.14	83.65	Vancouver, B. C.	57.11	90.70	44.97	76.75
Vancouver, B. C.	67.47	106.35	53.14	83.65	Wenatchee, Wash.	51.65	82.85	40.64	70.80
Wenatchee, Wash.	61.99	99.00	48.84	80.40	Whitefish, Mont.	34.56	62.25	27.21	49.00
Whitefish, Mont.	44.91	80.85	35.34	63.65	Williston, N. D.	12.68	22.85	9.98	18.00
Williston, N. D.	23.02	41.45	18.14	32.70	Winnipeg, Man.	6.03	10.90	5.19	9.35
Winnipeg, Man.	17.10	30.80	13.82	24.90					
MINNEAPOLIS, MINN. to					MINOT, N. D. to				
Butte, Mont.	41.70	75.10	32.84	59.15	Butte, Mont.	27.99	50.40	22.06	39.75
Everett, Wash.	66.27	106.35	52.20	83.65	Chicago, Ill.	33.64	60.60	26.48	47.70
Fargo, N. D.	8.90	16.05	7.03	12.70	Duluth, Minn.	18.74	33.75	14.77	26.60
Glacier Park, Mont.	41.37	74.50	32.57	58.65	Everett, Wash.	48.32	78.05	38.08	66.00
Grand Forks, N. D.	11.75	21.15	9.27	16.70	Glacier Park, Mont.	23.42	42.20	18.45	34.50
Great Falls, Mont.	39.31	70.80	30.98	55.80	Great Falls, Mont.	21.37	38.50	16.83	30.30
Helena, Mont.	41.70	75.10	32.84	59.15	Helena, Mont.	25.16	45.30	19.85	35.75
Minot, N. D.	17.94	32.30	14.13	25.45	Portland, Ore.	51.36	81.65	40.45	69.85
Pasco, Wash.	60.48	97.10	47.65	78.90	San Francisco, Cal.	86.01	132.05	67.77	99.45
Portland, Ore.	69.30	106.35	54.60	83.65	Seattle, Wash.	49.12	78.15	38.69	66.00
San Francisco, Cal.	103.95	151.05	81.92	126.70	Spokane, Wash.	36.90	58.95	29.07	50.55
Seattle, Wash.	67.04	106.35	52.81	83.65	Tacoma, Wash.	49.12	78.15	38.69	66.00
Spokane, Wash.	54.84	87.80	43.20	70.90	Vancouver, B. C.	49.12	78.15	38.69	66.00
Tacoma, Wash.	67.04	106.35	52.81	83.65	Wenatchee, Wash.	43.64	70.20	34.33	60.05
Vancouver, B. C.	67.04	106.35	52.81	83.65	Whitefish, Mont.	25.54	47.80	20.90	37.65
Wenatchee, Wash.	61.58	99.00	48.51	80.40	Williston, N. D.	4.66	8.40	3.68	6.65
Whitefish, Mont.	44.50	80.10	35.04	63.10	Winnipeg, Man.	13.92	25.10	11.39	20.55
Williston, N. D.	22.62	40.75	17.82	32.10					
Winnipeg, Man.	16.69	30.05	13.49	24.30					
DULUTH, MINN. to					GREAT FALLS, MONT. to				
Butte, Mont.	43.21	77.80	34.04	61.30	Butte, Mont.	6.63	11.95	5.24	9.45
Everett, Wash.	67.08	106.35	52.93	83.65	Chicago, Ill.	55.02	99.05	43.34	78.05
Fargo, N. D.	9.72	17.50	7.68	13.85	Duluth, Minn.	40.12	75.25	31.61	56.90
Glacier Park, Mont.	42.17	75.95	33.23	59.85	Everett, Wash.	29.01	52.25	22.84	41.15
Grand Forks, N. D.	10.85	19.55	8.55	15.40	Glacier Park, Mont.	6.63	11.95	5.24	9.45
Great Falls, Mont.	40.12	72.25	31.61	56.90	Helena, Mont.	3.80	6.85	3.01	5.45
Helena, Mont.	43.21	77.80	34.04	61.30	Minneapolis, Minn.	39.31	70.80	30.98	55.80
Minneapolis-St. Paul, Minn.	5.79	10.45	4.56	8.25	New York, N. Y.	①122.40	①227.15	①83.43	①149.77
Minot, N. D.	18.74	33.75	14.77	26.60	Portland, Ore.	32.04	57.70	25.25	45.45
Portland, Ore.	70.10	106.35	55.24	83.65	St. Paul, Minn.	39.72	71.50	31.29	56.35
San Francisco, Cal.	104.75	151.05	82.56	126.70	Seattle, Wash.	29.79	53.65	23.46	42.25
Seattle, Wash.	67.87	106.35	53.45	83.65	Spokane, Wash.	17.59	31.70	13.86	24.95
Spokane, Wash.	55.64	87.80	43.82	70.90	Tacoma, Wash.	29.79	53.65	23.46	42.25
Tacoma, Wash.	67.87	106.35	53.45	83.65	Vancouver, B. C.	33.99	61.20	27.03	48.70
Vancouver, B. C.	67.87	106.35	53.45	83.65	Washington, D. C.	①112.22	①207.73	①77.02	①138.94
Wenatchee, Wash.	62.38	99.00	49.12	80.40	Wenatchee, Wash.	24.32	43.80	19.15	34.50
Whitefish, Mont.	45.29	81.55	35.68	64.25	Whitefish, Mont.	9.75	17.55	7.71	13.90
Williston, N. D.	23.42	42.20	18.45	33.25	Williston, N. D.	16.71	30.10	13.17	23.75
Winnipeg, Man.	②17.10	②30.80	②13.82	②24.90	Winnipeg, Man.	35.29	63.55	28.21	50.80

① Lower fares via other routes also available.

② Fare applies via St. Paul or Minneapolis.

ONE-WAY AND ROUND-TRIP RAILWAY FARES—Continued

(Subject to Change)
Consult your ticket or travel agent for further information about fares.

	FIRST CLASS		COACH CLASS			FIRST CLASS		COACH CLASS	
	One Way	6 Months Round Trip	One Way	6 Months Round Trip		One Way	6 Months Round Trip	One Way	6 Months Round Trip
HELENA, BUTTE, MONT. to					SEATTLE, TACOMA, WASH. to				
Chicago, Ill.	\$57.45	\$103.45	\$45.22	\$ 81.40	Chicago, Ill.	\$ 82.75	\$126.80	\$65.16	\$ 99.75
Duluth, Minn.	43.21	77.80	34.04	61.30	Duluth, Minn.	67.87	106.35	53.45	83.70
Minneapolis, Minn.	41.70	75.10	32.84	59.15	Fargo, N. D.	58.14	92.35	45.79	78.10
New York, N. Y.	①124.83	①231.55	① 85.23	①153.12	Glacier Park, Mont.	25.70	46.30	20.25	36.45
St. Paul, Minn.	42.14	75.90	33.18	59.75	Grand Forks, N. D.	57.11	92.35	44.97	78.10
Washington, D. C.	①114.65	①212.13	① 78.82	①142.29	Great Falls, Mont.	29.79	53.65	23.46	42.25
SPOKANE, WASH. to					Minneapolis, Minn.	67.04	106.35	52.91	83.70
Chicago, Ill.	70.56	107.00	55.56	89.25	Montreal, Que.	①130.29	①216.38	① 97.15	①167.09
Duluth, Minn.	55.64	87.80	43.82	70.85	New York, N. Y.	①150.13	①254.90	①104.22	①171.47
Everett, Wash.	11.42	20.60	9.00	16.20	Portland, Ore., from Seattle	7.06	12.75	② 5.56	② 10.05
Fargo, N. D.	45.93	73.10	36.16	62.55	do from Tacoma	5.58	10.05	② 4.40	② 7.95
Glacier Park, Mont.	13.49	24.30	10.63	19.15	St. Paul, Minn.	67.47	106.35	② 53.14	② 83.70
Grand Forks, N. D.	44.91	73.10	35.34	62.55	Spokane, Wash.	12.90	22.00	9.63	17.35
Great Falls, Mont.	17.59	31.70	13.86	24.95	Toronto, Ont.	①114.84	①188.58	① 84.35	①142.79
Minneapolis, Minn.	54.84	87.80	43.20	70.85	Vancouver, B. C., from Seattle	6.24	11.25	② 5.16	② 9.30
New York, N. Y.	①137.94	①235.10	① 95.08	①160.97	do from Tacoma	7.71	13.90	② 6.35	② 11.45
Portland, Ore.	16.47	29.65	12.98	23.40	Washington, D. C.	①139.95	①235.48	① 97.81	①160.64
St. Paul, Minn.	55.26	87.80	43.51	70.85	Whitefish, Mont.	22.55	40.60	17.77	32.00
Seattle, Wash.	12.20	22.00	9.63	17.35	Williston, N. D.	44.42	80.00	34.98	63.00
Tacoma, Wash.	12.20	22.00	9.63	17.35	Winnipeg, Man.	63.04	95.10	50.06	82.25
Vancouver, B. C.	16.40	29.55	13.19	23.75	PORTLAND, ORE. to				
Washington, D. C.	①127.76	①215.68	① 88.67	①150.14	Chicago, Ill.	82.75	126.80	65.16	99.75
Whitechee, Wash.	6.74	12.15	5.29	9.55	Duluth, Minn.	70.10	106.35	55.24	83.70
Whitefish, Mont.	10.36	18.65	8.18	14.75	Fargo, N. D.	60.40	95.90	47.57	81.95
Williston, N. D.	32.22	58.00	25.39	45.75	Glacier Park, Mont.	③27.95	50.35	③ 22.04	39.70
Winnipeg, Man.	50.84	80.70	40.45	69.10	Grand Forks, N. D.	59.37	95.90	46.76	81.95
WENATCHEE, WASH. to					Great Falls, Mont.	32.04	57.70	② 25.24	② 45.45
Chicago, Ill.	77.30	119.15	60.84	98.80	Los Angeles, Cal.	52.70	94.90	② 41.53	② 74.80
Duluth, Minn.	62.38	99.00	49.12	80.45	Minneapolis, Minn.	69.30	106.35	54.60	83.70
Everett, Wash.	4.69	8.45	3.70	6.70	New York, N. Y.	①150.13	①254.90	①104.22	①171.47
Fargo, N. D.	52.68	84.35	41.47	72.05	St. Paul, Minn.	69.71	106.35	② 54.90	② 83.70
Glacier Park, Mont.	20.23	36.45	15.94	28.70	San Francisco, Cal.	34.65	62.40	② 27.32	② 49.20
Grand Forks, N. D.	51.65	84.35	40.64	72.05	Seattle, Wash.	7.06	12.75	② 5.56	② 10.05
Great Falls, Mont.	24.32	43.80	19.21	34.60	Spokane, Wash.	16.47	29.65	② 12.98	② 23.40
Minneapolis, Minn.	61.58	99.00	48.51	80.45	Tacoma, Wash.	5.58	10.05	② 4.40	② 7.95
New York, N. Y.	①144.68	①247.25	①100.12	①170.52	Vancouver, B. C.	13.29	23.95	② 10.74	② 19.35
Portland, Ore.	12.98	23.40	10.21	18.40	Washington, D. C.	①139.95	①235.48	① 97.81	①160.64
St. Paul, Minn.	61.99	99.00	48.84	80.45	Whitefish, Mont.	24.81	44.70	19.59	35.30
Seattle, Wash.	5.93	10.70	4.75	8.55	Williston, N. D.	46.68	81.65	36.77	66.20
Spokane, Wash.	6.74	12.15	5.29	9.55	Winnipeg, Man.	65.28	103.45	51.85	83.70
Tacoma, Wash.	7.40	13.35	5.91	10.65	VANCOUVER, B. C. to				
Vancouver, B. C., Via Everett	9.68	17.45	7.92	14.30	Chicago, Ill.	82.75	126.80	65.16	99.75
do Via Seattle	12.17	21.95	9.92	17.90	Duluth, Minn.	67.87	106.35	53.45	83.70
Washington, D. C.	①134.50	①227.83	① 93.71	①159.69	Fargo, N. D.	58.14	92.35	45.79	78.10
Whitefish, Mont.	17.10	30.80	13.45	24.25	Glacier Park, Mont.	29.90	53.85	23.82	42.90
Williston, N. D.	38.97	70.15	30.67	55.25	Grand Forks, N. D.	57.11	92.35	44.97	78.10
EVERETT, WASH. to					Great Falls, Mont.	33.99	61.20	27.03	48.70
Chicago, Ill.	81.97	126.80	64.56	99.75	Minneapolis, Minn.	67.04	106.35	52.81	83.70
Duluth, Minn.	67.08	106.35	52.83	83.70	Montreal, Que.	①130.29	①216.38	① 97.15	①167.09
Fargo, N. D.	57.35	92.20	45.16	78.10	New York, N. Y.	①150.13	①254.90	①104.22	①171.47
Glacier Park, Mont.	24.92	44.90	19.64	35.40	Ottawa, Ont.	①126.74	①209.98	① 94.20	①161.49
Grand Forks, N. D.	56.32	92.20	44.35	78.10	Portland, Ore.	13.29	23.95	② 10.74	② 19.35
Great Falls, Mont.	29.01	52.25	22.84	41.15	Quebec, Que.	①137.69	①229.73	①103.30	①178.79
Minneapolis, Minn.	66.27	106.35	52.20	83.70	St. Paul, Minn.	67.47	106.35	53.14	83.70
New York, N. Y.	①149.35	①254.90	①103.65	①171.47	Seattle, Wash.	6.24	11.25	② 5.16	② 9.30
Portland, Ore.	8.33	15.00	② 6.58	② 11.85	Spokane, Wash.	16.40	29.55	② 13.19	② 23.75
St. Paul, Minn.	66.68	106.35	52.51	83.70	Tacoma, Wash.	7.71	13.90	② 6.35	② 11.45
Spokane, Wash.	11.42	20.60	9.00	16.20	Toronto, Ont.	①114.84	①188.58	① 84.35	①142.79
Vancouver, B. C.	4.99	9.00	② 4.19	② 7.55	Washington, D. C.	①139.95	①235.48	① 97.81	①160.64
Washington, D. C.	①139.17	①235.48	① 97.18	①160.64	Whitefish, Mont.	26.76	48.20	21.35	38.45
Whitefish, Mont.	21.78	39.25	17.17	30.95	Williston, N. D.	44.42	78.15	34.98	63.00
Williston, N. D.	43.64	78.15	34.37	61.90	Winnipeg, Man.	63.04	95.10	50.06	82.25
Winnipeg, Man.	62.25	95.10	49.54	82.25					

- ① Lower fares via other routes also available.
- ② Lower fare with shorter limit also available.
- ③ Fare applies via S. P. & S., Spokane and G. N. Ry., via G. N. (via Seattle) fare \$29.97, First Class and \$23.60 Coach Class.

Free Baggage Cart Service

is available at stations Great Northern utilizes in the following cities:

- | | |
|--------------------|------------------|
| Fargo, N. D. | Portland, Ore. |
| Grand Forks, N. D. | Seattle, Wash. |
| Havre, Mont. | Spokane, Wash. |
| Minot, N. D. | Whitefish, Mont. |

PULLMAN SLEEPING CAR FARES

(See Page 24 for charges covering all types of sleeping car accommodations.)

Sleeping car fares are compiled from Pullman Company tariffs, are published for information only, and are subject to change without notice.

BETWEEN	Chicago, Ill.	St. Paul-Minneapolis	Duluth-Superior	Fargo	Grand Forks	Minot	Great Falls	Glacier Park	Spokane	Seattle-Tacoma	Portland	Vancouver, B. C.
	Standard Lower Berth	Standard Lower Berth	Standard Lower Berth	Standard Lower Berth	Standard Lower Berth	Standard Lower Berth	Standard Lower Berth	Standard Lower Berth	Standard Lower Berth	Standard Lower Berth	Standard Lower Berth	Standard Lower Berth
Alexandria, Minn.	\$ 7.55											
Baltimore, Md.		\$16.80				\$21.20	\$11.45	\$12.25	\$16.20	\$20.15	\$20.15	\$20.15
Bellingham, Wash.	24.20	20.80	\$20.80	\$18.85	\$18.85	16.20	27.70	28.70	31.80	34.92	5.80	34.92
Belton, Mont.	17.70	14.05	14.05	11.75	11.45	9.20	5.80		5.80	9.50	7	9.50
Boston, Mass.		19.00		21.90	21.90	23.40	29.90	30.90	34.00	37.40	37.40	37.40
Buffalo, N. Y.		13.56				17.96	24.46	25.46	28.56	31.96	31.96	
Chicago, Ill.		5.80		8.70	8.70	10.20	16.70	17.70	20.80	24.20	24.20	24.20
Cincinnati, O.		12.51		15.41	15.41	16.91	23.41	24.41	26.86	29.86	29.86	
Cleveland, O.		12.51		15.41	15.41	16.91	23.41	24.41	27.51	30.91	30.91	
Columbia Falls, Mont.	18.10	14.50		12.25	11.45	9.20	5.80		5.80	9.20	9.20	
Crookston, Minn.	8.70	5.80										
Des Moines, Ia.		5.80		11.60	11.60	12.50	15.50	19.10	19.10	22.20	22.20	22.20
Devils Lake, N. D.	9.50	5.80					8.70	9.95	13.75	18.10	18.10	18.10
Duluth, Minn.		5.80					13.25	14.05	17.70	20.80	20.80	20.80
Ephrata, Wash.	22.20	18.85		16.20	15.50	13.75	8.70	6.70		5.80		
Everett, Wash.	24.20	20.80	20.80	18.85	18.10	16.20	11.00	9.50	5.80		5.80	
Fargo, N. D.	8.70	5.80					10.20	11.00	14.70	18.85	18.85	19.85
Fergus Falls, Minn.	7.55						11.00	11.75	15.90	19.45	19.45	
Glacier Park, Mont.	17.70	14.05	14.05	11.00	11.00	8.70	5.80	5.80	5.80	9.50	7	9.50
Glasgow, Mont.	13.75	9.95	9.95	7.55	6.70	5.80	5.80	5.80	9.50	13.25	13.75	
Grand Forks, N. D.	8.70	5.80					9.95	11.00	14.70	18.85	18.85	18.85
Great Falls, Mont.	16.70	13.25	13.25	10.20	9.95	7.55		5.80	7.05	11.00	11.75	
Havre, Mont.	15.50	11.75	11.75	9.50	8.70	6.30		5.80	7.55	11.75	11.75	
Kansas City, Mo.		6.70		12.50	12.50	13.40	6	19.10	19.10	22.20	22.20	23.15
Los Angeles, Cal.	5	34.20	4	30.90	30.90	30.90	4	21.50	21.50	18.10	15.90	15.90
Minneapolis, Minn.	5.80	30.90	4	30.90	5.80	6.70	4	13.25	14.05	17.70	20.80	20.80
Minot, N. D.	10.20	6.70	6.70					7.55	8.70	12.25	16.20	16.20
Moorhead, Minn.	8.70	5.80						10.20	11.00	14.70	18.85	18.85
New York, N. Y.		17.57				21.97		28.47	29.47	32.57	35.97	35.97
Pasco-Kennewick, Wash.	20.80	19.10		16.20	15.90	13.75		13.75	9.50	11.00	11.00	11.00
Philadelphia, Pa.		16.80				21.20		27.70	28.70	31.80	35.20	35.20
Pittsburgh, Pa.		12.51				16.91	23.41	24.41	27.51	30.91	30.91	
Portland, Ore.	24.20	20.80	20.80	18.85	18.85	16.20	11.75	7	9.50	5.80	5.80	5.80
Sacramento, Cal.	7	27.50	4	24.20	24.20	24.20	4	17.70	17.35	13.75	11	11.00
St. Cloud, Minn.	5.80	24.20	5	26.80	4	24.20	4	12.55	13.25	17.00	20.80	20.80
St. Louis, Mo.		6.70		12.50	12.50	13.40	6	16.70	20.15	20.15	23.15	23.15
St. Paul, Minn.	5.80			5.80	5.80	6.70	13.25	14.05	17.70	20.80	20.80	20.80
San Francisco, Cal.	5	27.50	4	24.20	4	24.20	4	18.45	17.70	14.05	2	11.45
Sauk Centre, Minn.	6.30							11.75	12.55	16.70	20.15	20.55
Seattle, Wash.	24.20	20.80	20.80	18.85	18.85	16.20	11.00	9.50	5.80	5.80	5.80	20.55
Shelby, Mont.	16.70	13.25	13.25	10.20	9.95	7.55			6.30	10.70	11.00	
Spokane, Wash.	20.80	17.70	17.70	14.70	14.70	12.25	7.05	5.80		5.80	7	5.80
Superior, Wis.		5.80						13.25	14.05	17.70	20.80	20.80
Tacoma, Wash.	24.20	20.80	20.80	18.85	18.85	16.20	11.00	9.50	5.80		5.80	
Vancouver, B. C.	24.20	20.80	20.80	19.85	18.85	16.20						
Washington, D. C.		16.80				21.20	27.70	28.70	31.80	34.92	34.92	
Wenatchee, Wash.	22.50	19.10	19.10	17.00	16.20	14.05	9.50	7.55	5.80	5.80		
Whitefish, Mont.	18.10	14.50		12.25	11.45	9.20			9.20	9.20		
Williston, N. D.	19.25	8.70	8.70					6.30	7.05	11.45	15.50	15.50
Willmar, Minn.	6.70			5.80	5.80	5.80	11.75	12.55	16.70	20.55	20.55	20.55
Winnipeg, Man.	9.50	5.80		5.80	5.80	5.80		12.25	15.90	20.15	20.15	

① Tacoma, 80c less. ② Tacoma, 45c less. ③ Tacoma, 50c higher. ④ Via Seattle or Portland. ⑤ Via St. Paul and Portland or Seattle. ⑥ Via St. Paul.
⑦ Via S. P. & S.

PARLOR SEAT FARES Great Northern Railway

Regular coach tickets (not special coach) are honored between Seattle or Everett and Vancouver, B. C. and between St. Paul or Minneapolis and Duluth.

Between
Seattle or Everett and Vancouver, B. C. \$1.15
St. Paul or Minneapolis and Duluth. 1.15

PARLOR SEAT FARE

Between
Seattle and Portland \$1.60
(First class rail tickets required with parlor seat ticket between Seattle and Portland.)

SEAT FARES IN PULLMAN SLEEPING CARS Between

St. Paul or Minneapolis and Willmar	\$1.15
St. Paul and Morris	1.65
Minneapolis and Morris	1.50
St. Paul or Minneapolis and Breckenridge	2.00
St. Paul or Minneapolis and Moorhead or Fargo	2.00
St. Paul or Minneapolis and New Rockford	3.25
St. Paul or Minneapolis and Minot	3.80
Glacier Park and Spokane	3.05
Glacier Park and Seattle	5.55
Belton and Spokane	2.95
Belton and Seattle	5.05
Seattle and Spokane	2.95
Portland and Spokane	2.95
Seattle and Portland	2.00
Tacoma and Portland	1.50

We honor

AMERICAN EXPRESS

CREDIT
CARDS

PULLMAN SLEEPING CAR FARES—Continued

RATES FOR UPPER BERTH, DUPLEX ROOMETTE, ROOMETTE, BEDROOM, COMPARTMENT AND DRAWING ROOM IN STANDARD SLEEPING CARS

Where Lower Berth Is	Upper Berth Is	Duplex Roomette For One Person	Roomette For One Person	BEDROOM		Bed-room Suite 2 or More Persons	Compartment		Drawing Room		Where Lower Berth Is	Upper Berth Is	Duplex Roomette For One Person	Roomette For One Person	BEDROOM		Bed-room Suite 2 or More Persons	Compartment		Drawing Room	
				For One Person	For Two or More Persons		For One Person	For Two or More Persons	For One Person	For Two or More Persons					For One Person	For Two or More Persons		For One Person	For Two or More Persons	For One Person	For Two or More Persons
\$ 5.80	\$ 4.40	\$ 6.35	\$ 8.10	\$11.90	\$14.75	\$23.85	\$12.55	\$15.85	\$16.90	\$21.35	\$19.00	\$14.41	\$21.04	\$26.58	\$38.08	\$46.05	\$76.21	\$40.11	\$49.84	\$54.41	\$67.83
6.30	4.75	7.00	8.75	13.05	15.95	26.10	13.65	17.15	18.40	23.15	19.10	14.55	21.05	26.80	37.25	44.05	74.55	39.90	47.95	53.55	66.00
6.70	5.15	7.40	9.40	13.75	16.65	27.45	14.40	18.05	19.40	24.40	19.45	14.80	21.50	27.35	38.10	44.90	76.15	39.95	48.75	54.55	67.90
7.05	5.40	7.85	9.95	14.40	17.50	28.75	15.10	18.95	20.40	25.65	19.85	15.10	21.90	27.70	38.70	45.65	77.45	40.70	49.60	55.55	68.50
7.55	5.65	8.30	10.55	15.40	18.65	30.80	16.10	20.10	21.75	27.25	20.15	15.35	22.20	28.20	39.35	46.40	78.70	41.35	50.40	56.50	69.55
8.70	6.65	9.65	12.20	17.65	21.20	35.30	18.45	22.90	24.95	31.20	20.55	15.55	22.60	28.80	39.95	47.10	79.90	42.10	51.35	57.50	70.80
9.20	6.95	10.15	12.80	18.50	22.20	37.00	19.40	24.10	26.30	32.80	20.80	15.90	22.95	29.15	40.65	47.85	81.30	42.60	51.95	58.25	71.70
9.50	7.15	10.55	13.25	19.15	22.95	38.25	20.05	24.85	27.20	33.90	21.20	16.05	23.56	29.69	42.51	50.90	85.01	44.55	55.10	60.45	75.30
9.95	7.55	10.95	13.80	19.90	23.90	39.35	20.90	25.85	28.40	35.35	21.50	16.30	23.70	30.10	41.85	49.30	83.75	44.00	53.65	60.15	74.05
10.20	7.80	11.35	14.40	20.45	24.50	40.95	21.45	26.50	29.10	36.25	21.90	16.70	24.10	30.60	42.45	50.05	84.95	44.75	54.55	61.20	75.30
10.60	8.05	11.70	14.80	21.35	25.50	42.65	22.35	27.70	30.30	37.80	21.97	16.82	24.44	31.01	43.99	52.72	88.14	46.15	57.03	62.65	78.00
10.70	8.10	11.80	14.85	21.40	25.55	42.75	22.40	27.70	30.45	37.85	22.20	16.85	24.40	31.00	43.20	50.90	86.40	45.40	55.30	62.05	76.35
11.00	8.40	12.25	15.50	21.95	26.30	43.95	23.05	28.45	31.35	38.90	22.50	17.15	24.80	31.55	43.85	51.65	87.70	46.05	56.05	62.95	77.45
11.45	8.65	12.70	16.00	22.70	27.20	45.45	23.90	29.50	32.50	40.35	23.15	17.65	25.50	32.45	45.00	52.95	89.95	47.35	57.60	64.70	79.65
11.60	8.80	12.85	16.30	23.00	27.50	46.05	24.15	29.75	32.85	40.75	23.40	17.81	26.04	32.88	46.63	55.80	93.31	49.01	60.49	66.61	82.73
11.75	9.00	13.05	16.60	23.35	27.95	46.75	24.55	30.25	33.35	41.45	23.41	17.76	27.15	34.47	48.88	58.51	97.80	51.51	63.45	70.06	86.89
12.25	9.25	13.55	17.10	24.25	28.90	48.55	25.50	31.45	34.70	43.05	24.20	18.40	26.60	33.80	46.90	55.95	93.80	49.35	60.05	67.50	83.00
12.50	9.45	13.65	17.40	25.55	31.65	51.20	26.95	34.00	36.30	45.80	24.41	18.61	28.25	35.97	50.88	60.91	101.75	53.51	65.90	72.86	89.34
12.51	9.46	15.15	19.32	28.13	34.61	56.30	29.66	37.25	40.06	50.34	24.46	18.64	28.64	36.29	51.41	61.20	102.92	54.09	66.47	73.52	91.18
12.55	9.50	13.90	17.65	24.85	29.65	49.70	26.15	32.15	35.55	44.10	25.46	19.49	29.74	37.79	53.41	63.60	106.87	56.09	68.92	76.32	94.63
13.25	10.10	14.65	18.65	26.25	31.20	52.50	27.55	33.85	37.50	46.45	26.80	20.40	29.50	37.50	51.95	60.95	103.85	54.60	66.30	74.70	91.75
13.40	10.21	14.72	18.75	27.45	33.59	54.90	28.87	36.26	38.87	48.93	26.86	20.41	31.00	39.42	55.58	66.26	111.15	58.46	71.80	79.66	98.54
13.56	10.34	16.64	21.14	30.66	37.30	61.42	32.24	40.27	43.52	54.63	27.50	20.95	30.35	38.50	53.25	62.50	106.55	56.00	68.00	76.65	94.15
13.75	10.50	15.25	19.20	27.10	32.35	54.20	28.50	35.00	38.80	48.05	27.51	20.96	31.75	40.37	56.88	67.71	113.75	59.71	73.35	81.41	100.69
14.05	10.70	15.45	19.70	27.80	33.00	55.60	29.15	35.75	39.70	49.15	27.70	20.95	30.56	38.54	54.71	65.05	109.41	57.50	70.65	78.25	96.95
14.50	10.95	15.95	20.20	28.50	33.90	57.00	30.00	36.80	40.85	50.60	28.47	21.72	31.44	39.86	56.19	66.87	112.54	59.10	72.58	80.45	99.65
14.70	11.35	16.25	20.70	29.10	34.45	58.20	30.45	37.30	41.45	51.25	28.56	21.84	33.24	42.19	59.41	70.40	118.87	62.29	76.37	84.87	104.98
15.10	11.50	16.80	21.25	29.95	35.50	59.90	31.50	38.60	42.95	53.10	28.70	21.90	31.60	40.20	55.55	65.15	111.15	58.35	70.80	79.85	98.10
15.41	11.71	18.45	23.42	33.88	41.06	67.75	35.56	44.30	48.11	60.19	29.47	22.57	32.54	41.36	58.19	69.27	116.49	61.10	75.03	83.25	103.10
15.50	11.80	17.05	21.70	30.60	36.25	61.15	32.05	39.25	43.70	54.00	29.86	22.71	34.30	43.67	61.23	72.81	122.40	64.46	79.00	87.86	108.64
15.90	12.10	17.55	22.20	31.10	36.95	62.25	32.80	40.15	44.70	55.25	29.90	22.71	33.04	41.73	58.83	69.95	117.71	61.96	76.04	84.41	104.38
16.20	12.35	17.85	22.70	31.80	37.70	63.65	33.40	40.90	45.50	56.30	30.90	23.45	35.40	45.00	63.15	74.90	126.25	66.45	81.45	90.65	112.00
16.70	12.65	18.35	23.25	32.65	38.65	65.35	34.40	42.05	46.90	57.90	30.91	23.46	35.40	45.02	63.13	74.91	126.25	66.46	81.45	90.66	111.99
16.80	12.85	18.56	23.39	33.96	41.15	67.91	35.65	44.45	48.25	60.40	31.80	24.15	35.16	44.44	62.71	74.25	125.36	65.70	80.55	89.60	110.75
16.91	12.86	20.15	25.62	36.68	44.36	73.40	38.56	47.90	52.26	65.24	31.96	24.34	36.67	46.53	65.35	77.32	130.60	68.58	83.95	93.47	115.57
17.00	12.90	18.85	23.75	33.25	39.40	66.50	35.05	42.80	47.80	59.00	32.57	24.92	36.04	45.76	64.19	76.07	128.49	67.30	82.48	91.80	113.45
17.35	13.20	19.05	24.30	33.95	40.10	67.90	35.65	43.60	48.65	60.05	34.00	25.91	37.64	47.63	66.83	79.15	133.66	70.16	85.94	95.76	118.18
17.57	13.42	19.44	24.71	35.44	42.97	71.04	37.25	46.38	50.45	63.10	34.20	26.00	39.15	49.70	69.50	82.35	139.00	73.10	89.40	99.80	123.15
17.70	13.55	19.45	24.75	34.65	41.05	69.30	36.40	44.50	49.70	61.35	34.92	26.65	38.59	49.06	68.54	81.17	137.14	72.05	88.13	98.25	121.40
17.96	13.74	21.64	27.44	39.21	47.05	78.52	41.14	50.92	55.72	69.53	35.20	26.65	38.81	49.09	68.96	81.45	137.86	72.45	88.65	98.85	122.05
18.10	13.70	19.95	25.25	35.35	41.75	70.70	37.15	45.40	50.75	62.55	35.97	27.42	39.69	50.41	70.44	83.27	140.99	74.05	90.58	101.05	124.75
18.45	14.00	20.30	25.85	36.10	42.60	72.20	37.90	46.30	51.75	63.85	37.40	28.41	41.29	52.28	73.08	86.35	146.16	76.91	94.04	105.01	129.48
18.85	14.30	20.70	26.25	36.75	43.35	73.50	38.65	47.20	52.80	65.10											

Exclusive Occupancy. For individual occupancy of a duplex-roomette, roomette, bedroom or a compartment, one railroad ticket is required. For a drawing-room one and one-fourth (1¼) railroad tickets are required on the Great Northern Railway.

Prices and accommodations subject to change without notice.

RESERVED COACH SEAT CHARGE—EMPIRE BUILDER

For charge between points not listed, consult Agent

	Chicago	St. Paul-Minneapolis	Willmar	Breckenridge	Fargo	Minot	Williston	Wolf Point	Glasgow	Malta	Havre	Chester	Shelby	Cut Bank	Whitefish	Spokane	Wenatchee
St. Paul—Mpls., Minn.	See Note																
Willmar, "	\$0.50																
Breckenridge, "	1.00	\$0.50															
Fargo, North Dakota, "	1.00	.50	\$0.50														
Minot, "	1.00	.50	.50	\$0.50													
Williston, "	1.00	.50	.50	.50	.50	\$0.50											
Wolf Point, Montana, "	1.00	1.00	1.00	.50	.50	.50	\$0.50										
Glasgow, "	1.00	1.00	1.00	.50	.50	.50	.50	\$0.50									
Malta, "	1.50	1.00	1.00	1.00	.50	.50	.50	.50	\$0.50								
Havre, "	1.50	1.00	1.00	1.00	1.00	.50	.50	.50	.50	\$0.50							
Chester, "	1.50	1.00	1.00	1.00	1.00	.50	.50	.50	.50	.50	\$0.50						
Shelby, "	1.50	1.00	1.00	1.00	1.00	.50	.50	.50	.50	.50	.50	\$0.50					

EMPIRE BUILDER

(Trains 31-32)†

CAR

	West and North	East and South
Coach Seat Charge On Great Northern		
Radio and tape recorded music, Coach Porter Service,		
Reclining 60-Seat Coach—St. Paul to Seattle { Non-Reserved } ..	100	200
See Note		
Note—All seats reserved in 60-seat coach during Summer Months.		
Reclining Seat Coaches—Leg Rests		
St. Paul-Seattle—46 Seats Dome Coach	All Seats Reserved	101
Chicago-Seattle—46 Seats Dome Coach		102
Chicago-Portland—46 Seats Dome Coach		105
Ranch Lounge (Meals—Beverages)—Chicago-Seattle		
Lounge for coach passengers		
Dining Car (Dinner by reservation)—Chicago-Seattle-Portland.....		
Sleeping Cars		
Chicago-Portland—6 Rmt., 5 Dbl. Bdrm., 2 Compt.....	312	322
Chicago-Seattle—7 Dup. Rmt., 6 Dbl. Bdrm., 1 Compt.....	315	325
St. Paul-Seattle—6 Rmt., 5 Dbl. Bdrm., 2 Compt.....	316	326
Spokane to Seattle (Ex. Sat.) 16 Dup. Rmt., 4 Dbl. Bdrm.....	31	31
Spokane-Portland—SP&S—6 Roomettes, 3 Bdrm., Buffet Lounge	10	20
GREAT DOME full-length lounge (Beverage service)		
Chicago-Seattle—For Pullman passengers.....		

WINNIPEG LIMITED

(Trains 7-8)

between St. Paul-Minneapolis and
Winnipeg

Day-Nite Reclining Seat Coaches—St. Paul-Winnipeg.....		
(Sandwiches and refreshments by train sales service)		
Sleeping Cars		
St. Paul-Winnipeg—6 Rmt., 5 Dbl. Bdrm., 2 Compt.....	73	83
Sleeper-Buffer Lounge (Beverage, Snack and light breakfast service)		
St. Paul-Winnipeg—8 Dup. Rmt., 2 Dbl. Bdrm.....	74	84

DAKOTAN

(Trains 3-4)

between St. Paul-Minneapolis and
Minot via St. Cloud, Fargo and
Grand Forks

Reclining Seat Coaches—St. Paul-Minot.....		
Cafe-Diner-Coch—St. Paul-Minot.....		

TRAINS 3-4

between Havre and Great Falls

(Connects at Havre with Western Star, Trains 27-28)

Reclining Seat Coach—St. Paul-Great Falls.....		
Sleeper Car—St. Paul-Great Falls—16 Dup. Rmt., 4 Dbl. Bdrm.	276	286

TRAINS 3-4

between Great Falls and Shelby

Budd RDC Coach—Great Falls-Shelby.....		
--	--	--

RED RIVER (Trains 11-14)

between St. Paul-Minneapolis and
Fargo

Train 11 via St. Cloud

Train 14 via Willmar

Reclining Seat Coaches—St. Paul-Fargo.....		
Diner-Coch—St. Paul-Fargo.....		

GOPHER (Trains 19-20)

between St. Paul-Minneapolis and
Duluth-Superior

Reclining Seat Coaches		
(Automatic Vending Service—sandwiches and refreshments)...		
*Parlor-Buffer Car		
(26 Parlor Seats)—(Sandwiches-Beverage).....	203	193

*Regular coach tickets (not special coach) honored on payment of seat charge.

BADGER (Trains 23-24)

between St. Paul-Minneapolis and
Duluth-Superior

Reclining Seat Coaches		
(Automatic Vending Service—sandwiches and refreshments)...		

†Tickets—All one-way and round-trip tickets will be honored on the Empire Builder except as follows: Tickets endorsed Clergy, Charity, Employee, D.V.S., V.A.H., Blind and Attendant, will not be honored. Circus, Show, Banana Messenger, Drover or Caretaker tickets and Live Stock Contracts will not be honored. (Coach Seat Charge on Great Northern.)

WESTERN STAR

(Trains 27-28)

CAR

	West and North	East and South
Radio—Coach Porter Service		
Day-Nite Reclining Seat Coaches—Leg Rests		
Chicago-St. Paul-Seattle		
St. Paul-Great Falls		
Reclining Seat Coaches—St. Paul-Seattle.....		
Spokane-Portland		
Diner-Lounge Car—St. Paul-Seattle (Meals-Beverage).....		
*Sleeping Cars		
Chicago-Seattle—16 Dup. Rmt., 4 Dbl. Bdrm.	273	
Seattle-St. Paul—16 Dup. Rmt., 4 Dbl. Bdrm.		283
St. Paul-Great Falls—16 Dup. Rmt., 4 Dbl. Bdrm.	276	286
Seattle to Spokane (Ex. Sat.)—16 Dup. Rmt., 4 Dbl. Bdrm.		280

*Coach tickets honored in Western Star sleepers between St. Paul and Seattle on payment of berth fare only, during period September 15, 1964 to May 15, 1965.

Eastbound passengers may make convenient connection at Minneapolis with CB&Q No. 24, the Afternoon Zephyr. Passengers desiring over-night service from Twin Cities to Chicago will transfer at either Minneapolis or St. Paul and may take CB&Q No. 48, The Blackhawk.

INTERNATIONALS

(Trains 357-358-359-360)

between Seattle, Wash. and
Vancouver, B. C.

Luxury Coaches—Foot Rests—Seattle-Vancouver, B.C.		
*Parlor-Lounge Car (Beverage)—Seattle-Vancouver, B. C.		
(29 Seats, 1 Bedroom)	3580-3600	3570-3590
(Sandwiches and refreshments by train sales service)		

*Regular coach tickets (not special coach) honored on payment of seat charge.

TRAINS 407-408

between Seattle, Tacoma and Portland

Reclining Seat Coaches—Seattle-Portland		
Dining Car—Seattle-Portland		
Sleeping Car—Seattle-San Francisco (Train 408) Roomette, Bedroom, Compartment, Drawing Room (connects Sou. Pac. No. 11 at Portland)		116-7
Parlor-Bar-Lounge Car (Nor. Pac.)—Seattle-Portland (14 parlor seats)	4070	4080

TRAINS 457-458

between Seattle, Tacoma and Portland

Reclining Seat Coaches—Seattle-Portland		
Dining Car—Seattle-Portland		
Sleeping Cars—San Francisco-Seattle (Train 457) Roomette, Bedroom, Compartment, Drawing Room (connects Sou. Pac. No. 12 at Portland)		126-7
Club-Lounge Car (Un. Pac.)—Seattle-Portland.....		

TRAINS 459-460

between Seattle, Tacoma and Portland

Reclining Seat Coaches—Seattle-Portland		
(Sandwiches and refreshments by train sales service).....		

OCCUPANCY OF SLEEPING CARS

	May be occupied	Must be vacated	May be occupied	Must be vacated
Chicago	9:45pm		Spokane.....	①9:30pm
Great Falls.....		7:30am	Portland.....	7:30am
			Seattle.....	9:30pm

(①Except Portland sleeper on Empire Builder ready at 11:00 P. M.)

PASSENGER INFORMATION

Train Schedules in this folder are subject to change without notice. The Great Northern Railway cannot be liable for missed connections caused by trains delayed by circumstances entirely beyond the railway's control.

Purchase Tickets before boarding trains. SAVE by purchasing Round Trip Tickets.

Children under five years of age, when accompanied by parent or guardian, will be carried free. Children five years of age and under twelve years of age will be charged one-half of the adult fares. Children of five and under twelve years of age will not be ticketed when traveling alone, unless advance arrangements are made through ticket agent in cases where child is deemed mature enough to travel alone. Children twelve years of age and over will be charged the adult fare. If children will be accompanied by parent(s), inquire about Family Plan ticket savings.

Adjustment of Fares. Should any misunderstanding arise with conductors or agents as to the proper fare or ticket privileges, please pay fare requested, take receipt and communicate with A. E. Michel, Manager Passenger Accounting, St. Paul, Minn. 55101.

Redemption of Tickets. Applications for redemption of unused portions of tickets issued by the Great Northern Railway should be addressed to Mr. A. E. Michel, Manager Passenger Accounting, St. Paul, Minn. 55101. The unused portions of tickets issued by other railroads should be sent to passenger traffic manager of issuing railroad.

Invalids and Infirm Passengers. Wheelchair service is available at the following stations: Bellingham, Breckenridge, Chicago, Duluth, Edmonds, Everett, Fargo, Grand Forks, Great Falls, Havre, Minneapolis, Minot, New Westminster, B. C., Portland, St. Paul, Seattle, Spokane, Tacoma, Vancouver, B. C., Wenatchee, Whitefish, Williston, Willmar and Winnipeg. At other points where wheel chairs are required, passengers must make their own arrangements.

Advance notice must be given for passengers requiring special handling and must be accompanied by attendant (s).

Examples of GN's Honoring, and Free Side-Trip, Arrangements:

Tickets reading from St. Paul or any other point up to Seattle, Wash. destined to Portland, Ore. will be honored via Great Northern to Seattle thence via GN-NP-UP pool train service to Portland.

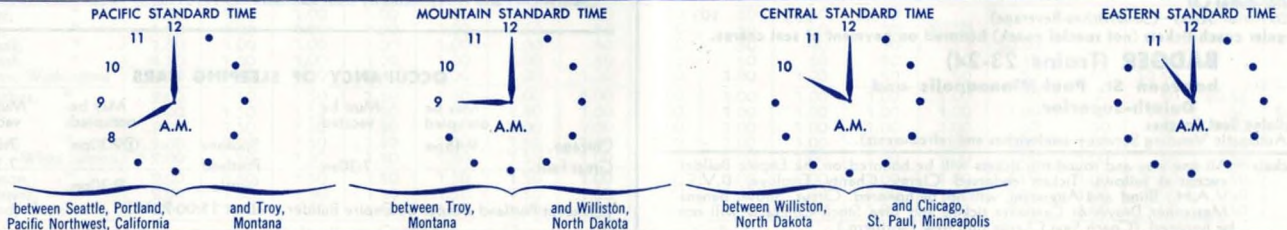
Tickets routed Great Northern and good for passage between Havre, Mont. and Cut Bank, Mont. will be honored westbound via Great Falls and Shelby, Mont. or eastbound via Shelby and Great Falls, Mont.

A free side trip to Great Falls, Mont. is available to holders of tickets reading in either direction between Williston, N. D. and east, and Glacier Park Station, Mont. and stations west. Side trip tickets may be secured on application and presentation of original ticket to Agent at side trip point, or coupons may be included in through ticket.

Consult agents for other honoring and free side-trip arrangements.

Consult any Great Northern Railway ticket agent or passenger representative or your local ticket agent or travel bureau for any additional information or details on your transportation requirements.

STANDARD TIME.—All time shown in Great Northern Railway published schedules of its lines east of Williston, North Dakota, is Central time; between Williston, North Dakota, and Troy, Montana, is Mountain time; west of Troy, Montana, is Pacific time. All Great Northern trains operate on STANDARD TIME.



BAGGAGE INFORMATION

Hand Baggage which passenger desires to retain possession of is restricted to an amount which can conveniently be placed in the berth, seat or other accommodations purchased by the passenger. Passengers are urged for the convenience of themselves and other passengers to check all baggage except that actually needed for personal use enroute. Checked baggage is baggage handled in the baggage car as a convenience to the passenger, relieving the passenger of its care and handling.

Marking for Identification. Mark or tag each piece with Passenger's name and address and place similar information inside.

Definition of Checked Baggage. Baggage consisting of wearing apparel, toilet articles (except liquids) and personal effects necessary or appropriate for the wear, use, comfort and convenience of the passenger for the purpose of the journey and not intended for other persons nor for sale, may be checked in baggage service. Money, jewelry, negotiable papers, liquids, fragile or perishable articles, radios, typewriters, and household goods are examples of some articles not checkable as baggage, and railroads cannot accept responsibility.

Checking Allowance. Baggage weighing 150 pounds, and not exceeding \$100.00 in value, is allowed on each adult ticket; on each half-fare ticket, 75 pounds of baggage not exceeding \$50.00 in value may be checked. Family-fare-plan tickets provide for checking of 300 pounds of baggage, not exceeding \$200.00 in value, regardless of number of passengers for which the ticket is issued. Excess weight charges will be made over authorized allowance. Passenger may declare greater value at time of checking and pay charges accordingly, or may purchase at principal stations an insurance policy to cover complete value of articles checked, carried, and/or worn. (Note Service Charge described below.)

Local baggage service will be performed under Form 175 check, wherein no signed Declaration of Value is necessary and baggage will be delivered via "self-service" at principal points. This procedure carries the normal baggage allowances.

No single piece of baggage exceeding 300 pounds in weight, or exceeding \$2500.00 in value, will be checked.

Service Charge. At time of checking, small luggage will be checked at a charge of 25c per piece, large objects (trunks, footlockers) at 50c each. (Contact Baggage Agent for Exceptions.)

Miscellaneous. Dogs, small household pets, bicycles, baby carriages, cribs, playpens and similar articles may be checked and transported in baggage cars within the weight and value allowance subject to tariff regulations. Consult baggage or ticket agent.

Remains. Consult ticket or baggage agent.

Forwarding. Passengers are urged to check baggage in advance. Every effort will be made to facilitate the handling of baggage, but the Railway cannot guarantee to always forward baggage on the same train with the owner. Baggage should be claimed immediately upon arrival at destination to eliminate any possible assessment of storage charges.

Lost or Misplaced Articles. Contact the Manager, Mail, Baggage and Express Traffic, Great Northern Railway, St. Paul, Minnesota 55101, or District Mail, Baggage and Express Agent, Great Northern Railway, Seattle, Washington 98104, concerning any lost or misplaced baggage or other articles.

The railway assumes no responsibility for unchecked articles left in stations or passenger cars.

Grand Forks, North Dakota 58201

G. N. Station, Phone 772-6161, General Agent.
E. G. Westby Depot Ticket Agent.
G. J. Burris

Great Falls, Montana 59401

Great Northern Office Bldg., Phone 453-5481,
J. J. Heimes Assistant General Freight and Passenger Agent.
W. L. Curtis General Agent.
Great Northern Station, Phone 453-5481, A. M. Sala Depot Ticket Agent.

Hayre, Montana 59501

G. N. Station, Phone 265-6711,
J. J. Hamilton Traveling Freight and Passenger Agent.
G. L. Richard Depot Ticket Agent.

Helena, Montana 59601

G. N. Station, Phone 442-0010, L. L. Flynn Agent.

Kalispell, Montana 59901

G. N. Freight Station, Phone 756-3756,
V. Z. Clarke General Agent.
G. N. Passenger Station, Phone 756-3157, G. L. Brennan Depot Ticket Agent.

Kansas City, Missouri 64105

815 Dwight Bldg., Phone Victor 2-3852,
O. W. Pierce General Agent, Passenger Department.
C. L. Hand General Agent, Freight Department.

Klamath Falls, Oregon 97601

G. N. Station, Phone Tuxedo 4-4101, E. W. Carter General Agent.

Longview, Washington 98632

1453 Broadway, Phone Hamilton 3-9210, B. H. Past City Ticket Agent.

Los Angeles, California 90014

Room 517, Five Ten West Sixth St. Bldg., Phone Madison 9-1473,
T. L. May Assistant General Freight Agent.
C. V. Paulson Traveling Freight and Passenger Agent.

Milwaukee, Wisconsin 53203

1314 Majestic Bldg., Phone 271-1753,
J. W. Petrick General Agent.
C. D. Peret Traveling Freight and Passenger Agent.

Minneapolis, Minnesota 55402

101 South 7th St. at Marquette, Phone 333-1267,
R. W. Greenman General Agent, Passenger Department.
T. F. Taff City Passenger Agent.
G. N. Passenger Station, (55401), Phone Federal 3-0124,
Owen E. Herman Depot Ticket Agent.
Great Northern Passenger Station, Room 218, Phone 332-4517,
W. C. Hageman General Freight Agent.

Minot, North Dakota 58701

G. N. Station, Phone 838-8221,
W. F. Hoffman General Agent.
A. G. Luetzen Depot Ticket Agent.

Nelson, B. C.

557 Ward St., Phone 352-5626,
R. A. Munro City Freight and Passenger Agent.

New Westminster, B. C.

G. N. Station, Phone Lakeview 6-3696, G. T. Aldcroft Depot Ticket Agent.

New York, New York 10020

Room 212, 630 Fifth Avenue, Rockefeller Center, Phone Circle 5-8328,
J. L. Tierney General Agent, Passenger Department.
H. Walter Heyer District Passenger Agent.
T. F. Dowd City Passenger Agent.
Room 1701, 110 East 42nd Street (10017) Phone YUKON 6-4404,
M. A. Unger General Freight Agent.

Oakland, California 94612

915 Financial Center Bldg., 405 14th Street, Phone 832-7672,
O. W. Freeman General Agent.

Philadelphia, Pennsylvania 19103

311 Transportation Center Bldg., 17th & Market Sts., Phone Locust 3-3275,
A. J. Hoehn General Agent.
A. E. Rohmer District Freight and Passenger Agent.

Pittsburgh, Pennsylvania 15222

1002 Oliver Bldg., Phone Atlantic 1-1541,
M. A. Knos General Agent.
J. J. Messina Traveling Freight and Passenger Agent.

Portland, Oregon 97205

607 S. W. Washington St., Pass.: Phone Capitol 3-7273,
K. C. Clauson General Agent, Passenger Department.
C. A. Eddy Traveling Passenger Agent.
K. L. Gooding City Passenger Agent.
1114 Executive Bldg., (97204), Freight: Phone Capitol 3-1146,
R. L. Merklin General Freight Agent.
P. C. Ivory General Agent.
Union Station, (97209), Phone Capitol 7-3421, Frank Smith Depot Ticket Agent.

Renton, Washington 98055

Fourth and Walla Walla, Phone Alpine 5-1471, F. J. Campbell Agent.

Rochester, Minnesota 55901

105½ 2nd Ave., S. W., Phone 282-2072,
C. F. Day Ticket Agent.

Sacramento, California 95814

223 Forum Bldg., Phone Gilbert 2-3376, R. L. Lamb General Agent.

St. Louis, Missouri 63102

1321 Boatmen's Bank Bldg., Phone Garfield 1-2956,
R. D. Phillips General Agent.
Paul R. Shaw District Freight and Passenger Agent.

St. Paul, Minnesota 55102

Wabasha at Fourth Street, Phone 224-5588,
R. E. Osterberg General Agent, Passenger Department.
David E. Lewis City Passenger Agent.
Union Depot, (55101), Phone 224-7681, E. P. Bruers Terminal Agent.
712 Great Northern Bldg., (55101), Phone 224-5588,
W. B. Watkins Traveling Passenger Agent.
P. F. Shay Manager, Reservation Bureau.
175 East 4th St.,
E. H. Gruetzman General Agent Freight Department.

San Francisco, California 94105

Room 407 Monadnock Bldg., 681 Market St.
C. G. Alexander General Agent.
R. J. Keate City Passenger Agent.
Phone: Sutter 1-6051,
Room 415 Monadnock Bldg., 681 Market St.
R. F. Anderson General Agent, Freight Department.
Phone: Yukon 6-1246,

Seattle, Washington 98101

Fourth Ave. at Union St., 1400 4th Ave., Phone Main 4-1900,
S. T. Thorson General Agent, Passenger Department.
W. E. Wilson Asst. General Agent, Passenger Department.
W. G. Jeffery City Passenger Agent.
J. B. Fowler City Passenger Agent.
King Street Station, (98104), Phone Main 4-1900,
D. J. Riepe Depot Ticket Agent.
203 Great Northern Bldg., Phone Main 4-1900,
Mark C. Sandstrom District Passenger Agent.
C. M. Koenigs Traveling Passenger Agent.
P. J. Adams Traveling Passenger Agent.
E. Geraldine Habich Manager, Reservation Bureau.
201 Great Northern Bldg., Phone Main 4-1900,
J. K. Cutforth General Agent, Freight Department.

Sidney, Montana 59270

L. J. Warnke, G. N. Station, Phone 482-1308 Traveling Freight Agent.

Sioux City, Iowa 51101

630 Benson Building, Phone 20533, General Agent.

Sioux Falls, South Dakota 57102

G. N. Station, 503 E. 8th Street, Phone 336-2585,
C. R. Streedbeck General Agent.
503 E. 8th St., Phone 338-1831, D. E. Loe Depot Ticket Agent.

Spokane, Washington 99204

Davenport Hotel, Phone Madison 4-5141,
Ray L. Du Bois General Agent, Passenger Department.
G. H. Volland Traveling Passenger Agent.
S. R. Jansen City Passenger Agent.
G. N. Freight Station, W. 226 Ferry Ave., (99201), Phone Madison 4-5141,
R. J. Inhofer General Agent, Freight Department.
G. N. Station, Phone Madison 4-5141, L. M. Carroll Depot Ticket Agent.

Superior, Wisconsin 54881

Union Station, Phone Export 4-7641, G. L. Spaniol, Jr. Depot Ticket Agent.

Tacoma, Washington 98402

116 South Ninth St., Phone Market 7-0113,
Paul Meyers General Agent.
C. O. Kunert City Passenger Agent.
Union Station, Phone Market 7-4155, H. M. Nelsen Depot Ticket Agent.

Toronto, 1, Ont.

709 Royal Bank Bldg., Phone Empire 4-3992,
R. W. Morrison General Agent.

Vancouver, 1, B. C.

787 W. Georgia St., Phone: Mutual 4-4374,
D. W. Teed General Agent, Passenger Department.
R. R. Cameron City Passenger Agent.
1060 Station St., Zone 4, Phone Mutual 1-5511,
W. G. Harold General Agent, Freight Department.
J. Lautens, Passenger Station, 1150 Station St. Depot Ticket Agent.

Vancouver, Washington 98660

Phone Oxford 4-5151, G. F. Stenson Traveling Freight and Passenger Agent.

Victoria, B. C.

734 Yates St., Phone Evergreen 6-6101,
Featherstone Travel Service, Ltd. Agents.

Washington, District of Columbia 20004

321 Nat. Press Bldg., 14th & F. Sts., N. W., Phone Nat. 8-0180,
J. F. Thomann General Agent.
K. D. Thornton City Freight and Passenger Agent.

Wenatchee, Washington 98801

Great Northern Office Bldg., Phone Normandy 2-5907,
T. H. Green General Agent.
Great Northern Station, Phone Normandy 2-5407, J. W. McFarland, Depot Ticket Agent.

Winnipeg, 2, Man.

414 Main St., Phone Whitehall 2-5521,
A. S. McKenzie General Agent.
Clifford T. Alsop District Passenger Agent.
Union Station, Main Street at Broadway, Phone Whitehall 6-2364,
J. Lyon Depot Ticket Agent.

Winston-Salem, North Carolina 27101

633 Reynolds Bldg., Phone 722-7421,
L. W. Grote Commercial Agent.

GREAT NORTHERN RAILWAY GENERAL OFFICES

NEW YORK, NEW YORK 10005
40 Wall Street
Financial Office)

175 EAST 4th St., ST. PAUL, MINNESOTA 55101
Telephone 224-5588 (Area Code 612)

SEATTLE, WASHINGTON 98104
(Operating) King St. Station.
SEATTLE, WASHINGTON 98101
(Traffic) Great Northern Bldg.
Fourth Ave. at Union St.

TRAFFIC DEPARTMENT OFFICERS

C. E. FINLEY, Vice President A. C. BERG, Asst. to Vice President

K. C. VAN WYCK, Passenger Traffic Manager..... St. Paul, Minn.
L. STRECKER, General Passenger Agent..... St. Paul, Minn.
E. M. BRADY, General Passenger Agent..... St. Paul, Minn.
D. B. SCHULTZ, Assistant General Passenger Agent..... St. Paul, Minn.

Passenger Traffic

R. J. CLASS, General Passenger Agent..... Seattle, Wash.
G. M. FRENCH, General Passenger Agent..... Chicago, Ill.
J. J. HEIMES, Assistant General Freight and Passenger Agent..... Great Falls, Mont.
E. H. BECKFORD, Assistant to Passenger Traffic Manager..... St. Paul, Minn.

Freight Traffic

V. P. BROWN, Assistant Vice President..... St. Paul, Minn.
G. D. JOHNSON, General Freight Traffic Mgr.—Sales and Service..... St. Paul, Minn.
E. W. BERGSTROM, Asst. Genl. Frt. Traf. Mgr.—Rates and Divisions..... St. Paul, Minn.
V. A. OPSAHL, Asst. to Genl. Frt. Mgr.—Sales and Service..... St. Paul, Minn.
R. W. WEST, Western Traffic Manager..... Seattle, Wash.
W. E. NICHOLSON, Freight Traffic Manager..... San Francisco, Cal.
A. H. ENGELHART, Freight Traffic Manager—Sales and Service..... St. Paul, Minn.
J. F. FALLON, Freight Traffic Manager—Rates and Divisions..... St. Paul, Minn.
T. P. HELLER, Freight Traffic Manager..... St. Paul, Minn.
D. M. EICHTEN, Assistant Freight Traffic Mgr.—Rates and Divisions..... St. Paul, Minn.
J. F. DEXTER, Administrative Officer—Rates and Divisions..... St. Paul, Minn.
A. T. SIMS, Traffic Manager..... New York N. Y.
E. F. MCGUIRE, Assistant Western Traffic Manager..... Seattle, Wash.
R. P. REED, Assistant Freight Traffic Manager—Sales and Service..... St. Paul, Minn.
K. G. HEIMBACH, Director, Truck and T.O.F.C. Sales..... St. Paul, Minn.
F. J. LOUGHNEY, Assistant Freight Traffic Manager..... Chicago, Ill.
G. W. STONE, General Freight Agent..... Seattle, Wash.

M. H. GREENLEAF, General Freight Agent..... St. Paul, Minn.
F. P. MCCARTY, General Freight Agent..... St. Paul, Minn.
G. W. PLOUDRE, General Freight Agent..... Seattle, Wash.
A. N. TEIN, General Freight Agent—Rates and Divisions..... St. Paul, Minn.
W. C. HAGEMAN, General Freight Agent..... Minneapolis, Minn.
R. L. MERKLIN, General Freight Agent..... Portland, Ore.
R. J. STRECKER, General Freight Agent—Rates and Divisions..... Seattle, Wash.
J. J. HEIMES, Assistant General Freight and Passenger Agent..... Great Falls, Mont.
M. V. SCHOONOVER, Assistant General Freight Agent..... Duluth, Minn.
N. A. SAVAGE, Assistant General Freight Agent..... St. Paul, Minn.
C. E. CASEY, Assistant General Freight Agent..... St. Paul, Minn.
J. J. HOCKADAY, Assistant General Freight Agent..... Seattle, Wash.
T. L. MAY, Assistant General Freight Agent..... Los Angeles, Cal.
J. F. GERMSCHIED, General Livestock Agent..... St. Paul, Minn.
C. J. EHKE, Commerce Agent..... St. Paul, Minn.
M. H. KARL, Commerce Agent..... St. Paul, Minn.

Foreign Department

W. E. MURRAY, General Agent..... Chicago, Ill.
327 South La Salle Bldg.

D. R. PRAVITZ, Export-Import Agent..... Seattle, Wash.

Industrial and Agricultural Development Department

E. N. DUNCAN, Director..... St. Paul, Minn.
N. BLAZOVICH, Assistant to Director..... St. Paul, Minn.
R. C. WENZT, Assistant Director, Industrial Development..... St. Paul, Minn.
W. L. TILTON, Industrial Development Agent..... St. Paul, Minn.
B. D. RASMUSSEN, Industrial and Agricultural Development Agent..... St. Paul, Minn.
A. L. NELSON, Industrial and Agricultural Development Agent..... St. Paul, Minn.

C. E. JARRETT, Western Development Agent..... Seattle, Wash.
D. A. COWLES, Industrial Development Agent..... Seattle, Wash.
O. A. WIFFIN, Asst. to Industrial Development Agent..... Seattle, Wash.
E. H. THOMAS, Industrial and Agricultural Development Agent..... Great Falls, Mont.
E. M. GREGORY, Industrial and Agricultural Development Agent..... Fargo, N. D.

Mineral Research and Development Department

A. J. HALEY, Director..... Seattle, Wash., and St. Paul, Minn.
R. A. WATSON, Geologist..... Seattle, Wash.
H. E. REED, Geologist..... Williston, N. D.

D. S. GLEASON, Metallurgist..... St. Paul, Minn.
E. C. BREDESON, Chemical Engineer..... St. Paul, Minn.
T. P. WOLLENZIEN, Asst. Geologist..... St. Paul, Minn.

Mail, Baggage and Express Traffic

H. R. LAVIK, Manager, Mail, Baggage and Express Traffic..... St. Paul, Minn.
J. A. VOELLER, District Mail, Baggage and Express Agent..... St. Paul, Minn.

M. A. WAGNER, District Mail, Baggage and Express Agent..... Seattle, Wash.

Public Relations—Advertising Department

C. W. MOORE, Exec. Asst., Public Relations—Advertising..... St. Paul, Minn.

J. M. HAGEN, Advertising Manager..... St. Paul, Minn.

PASSENGER AND FREIGHT OFFICES

Atlanta, Georgia 30303
1207 Atlanta Federal Savings Bldg., 22 Marietta St., Phone Jackson 5-1711,
E. J. Kubicki..... General Agent.

Bellingham, Washington 98225
Great Northern Station,
L. W. Larson, Phone 734-2110..... General Agent.
R. D. Ely, Phone 734-7830..... Depot Ticket Agent.

Billings, Montana 59101
301 Electric Bldg., Phone 259-5541,
H. E. Johnson..... General Agent.

Boston, Massachusetts 02116
Room 7, Little Bldg., 80 Boylston St., Phone Liberty 2-1406
H. E. Evans..... General Agent.
J. P. Connolly..... New England Freight and Pass. Agent.

Bremerton, Washington 98310
228 First St., Phone Essex 3-1401, Allan Reed..... Ticket Agent.

Buffalo, New York 14203
620 Ellicott Square Bldg., Phone TL-4-1020,
R. A. Cory..... General Agent.
Paul A. Callanan..... City Freight and Passenger Agent.

Butte, Montana 59701
G. N. Passenger Station, 818 So. Arizona Street
R. R. Hunter, Phone 792-2366..... General Agent.
E. A. Farrington, Phone 792-8660..... Ticket Agent.

Chicago, Illinois 60602
80 East Madison St., Phone WEbster 9-2944,
Graham M. French..... General Passenger Agent.
R. F. Schwelm..... District Passenger Agent.
Hugh L. Gibson..... District Passenger Agent.
E. D. Whittemore..... Assistant General Agent.
R. J. Buster..... City Passenger Agent.
J. O. Pendleton..... City Passenger Agent.
327 South La Salle Bldg., (60604) WEbster 9-2944,
F. J. Loughney..... Asst. Freight Traffic Manager.
W. E. Murray..... General Agent.

Cincinnati, Ohio 45202
1008 Tri-State Bldg., Phone 621-3643
B. J. Shrinier..... General Agent.
E. J. Cornelius..... Traveling Freight and Passenger Agent.

Cleveland, Ohio 44114
1437 Union Commerce Bldg., Phone Cherry 1-7137,
J. E. Burns..... General Agent.
J. N. Supple..... District Freight and Passenger Agent.

Dallas, Texas 75201
1525 Kirby Bldg., Phone Riverside 8-3276, R. J. McBride..... General Agent.

Denver, Colorado 80202
604 Railway Exchange Bldg., Phone 623-3148, H. T. McBride..... General Agent.

Des Moines, Iowa 50309
305 Equitable Bldg., Phone 243-7025,
W. H. Pfister..... District Passenger Agent.
L. W. Nelson..... General Agent, Freight Department.

Detroit, Michigan 48226
726 LaFayette Bldg., 149 Michigan Ave., Phone Woodward 2-8398,
A. L. Strom..... General Agent.
W. E. Myles..... District Freight and Passenger Agent.

Duluth, Minnesota 55802
309 Alworth Bldg., Phone 727-6805,
A. D. Michel..... City Passenger Agent.
M. V. Schoonover..... Assistant General Freight Agent.
Union Depot, Phone 722-3517, S. L. Hudson..... Depot Ticket Agent.

Edmonds, Washington 98020
G. N. Passenger Station, Phone Prospect 8-2411,
..... Depot Ticket Agent.

Edmonton, Alberta
511 Revillon Building, Phone Garden 4-4426,
S. V. Yates..... Traveling Freight Agent.

Eugene, Oregon 97401
115 Roberts Bldg., 338 West 11th Ave., Telephone 342-3318,
B. E. Waugh..... General Agent.

Everett, Washington 98201
Freight and Passenger Station, 2900 Bond Street, Phone ALpine 9-7231,
C. L. Carlson..... General Agent.
Passenger Station, Bond St., Phone ALpine 9-6153,
L. J. Dierkhising..... Depot Ticket Agent.

Fargo, North Dakota 58102
Great Northern Station, Phone 235-6614,
L. J. Eret..... General Agent.
O. Strandvold..... Depot Ticket Agent.

CONTINUED ON INSIDE BACK COVER