



## PASSENGER TRAIN SCHEDULES

SUBJECT TO CHANGE WITHOUT NOTICE

## PASSENGER TRAIN SCHEDULES

SUBJECT TO CHANGE WITHOUT NOTICE



*Oriental Limited*

*The Streamlined*  
**EMPIRE BUILDER**

New York, 5, N. Y.  
2 Wall St.**GREAT NORTHERN RAILWAY GENERAL OFFICES**

175 EAST 4th ST., ST. PAUL 1, MINNESOTA

Telephone Garfield 5588

**TRAFFIC DEPARTMENT OFFICERS****C. E. FINLEY**, Vice President**A. C. BERG**, Asst. to Vice President

**P. G. HOLMES**, Passenger Traffic Manager.....St. Paul, 1, Minn.  
**C. M. CORNELIUS**, Assistant to Passenger Traffic Manager.....St. Paul, 1, Minn.  
**A. L. JOHNSTON**, General Passenger Agent.....St. Paul, 1, Minn.  
**N. D. KELLER**, General Passenger Agent.....Seattle, 1, Wash.

**Passenger Traffic**

**E. H. MOOT**, General Passenger Agent.....Chicago, 3, Ill.  
**S. M. FARRELL**, Assistant General Passenger Agent.....St. Paul, 1, Minn.  
**C. F. O'HARA**, Assistant General Freight and Passenger Agent.....Great Falls, Mont.  
**CHARLES W. MOORE**, Exec. Asst., Public Relations & Advertising.....St. Paul, 1, Minn.

**GEO. F. HARDY**, General Freight Traffic Manager.....St. Paul, 1, Minn.  
**W. D. O'BRIEN**, Freight Traffic Manager (Rates and Divisions).....St. Paul, 1, Minn.  
**R. P. STARR**, Western Traffic Manager.....Seattle, 1, Wash.  
**W. B. HARTZ**, Eastern Traffic Manager, 233 Broadway.....New York, 7, N. Y.  
**V. P. BROWN**, Asst. Freight Traffic Manager (Rates and Divisions).....St. Paul, 1, Minn.  
**GEO. B. KING**, General Freight Agent.....Seattle, 1, Wash.  
**J. J. WOULDGE**, General Freight Agent, 878 Monadnock Bldg. San Francisco, 5, Calif.  
**R. P. REED**, General Freight Agent.....St. Paul, 1, Minn.  
**E. W. BERGSTROM**, General Freight Agent.....St. Paul, 1, Minn.  
**W. E. NICHOLSON**, General Freight Agent.....Seattle, 1, Wash.  
**E. C. WARREN**, General Freight Agent, 1535 Utilities Bldg.,  
 327 So. La Salle St.....Chicago, 4, Ill.  
**C. F. O'HARA**, Asst. General Freight and Passenger Agent.....Great Falls, Mont.

**Freight Traffic**

**M. H. GREENLEAF**, Asst. General Freight Agent.....St. Paul, 1, Minn.  
**F. P. McCARTY**, Asst. General Freight Agent.....St. Paul, 1, Minn.  
**J. F. FALLON**, Asst. General Freight Agent.....St. Paul, 1, Minn.  
**O. M. ANDERSON**, Asst. General Freight Agent.....Seattle, 1, Wash.  
**M. M. SCANLAN**, General Industrial Agent.....St. Paul, 1, Minn.  
**H. W. COSTIGAN**, Asst. General Freight Agent.....Seattle, 1, Wash.  
**A. H. ENGELHART**, Asst. Genl. Frt. Agent, 2930 Rand Tower, Minneapolis, 2, Minn.  
**S. J. ANDERSON**, Asst. General Freight Agent, 306 Alworth Bldg., Duluth, 2, Minn.  
**C. A. GERKEN**, Asst. Genl. Freight Agent, 530 American Bank Bldg., Portland, 5, Ore.  
**E. A. DYE**, Asst. General Freight and Passenger Agent.....Tacoma, 2, Wash.  
**R. L. WYATT**, Asst. Genl. Freight Agent, 814 Old Nat'l Bank Bldg., Spokane, 8, Wash.  
**H. H. KNOCKE**, Asst. General Freight Agent.....Los Angeles, 14, Calif.  
 1016-17 Associated Realty Bldg., 510 West Sixth Street.  
**R. C. DUDLEY**, General Live Stock Agent.....St. Paul, 1, Minn.  
**E. F. McGUIRE**, Commerce Agent.....St. Paul, 1, Minn.

**Foreign Department**

**W. B. HARTZ**, Foreign Traffic Manager, 233 Broadway.....New York, 7, N. Y.

**Department of Agricultural and Mineral Development**

**E. B. DUNCAN**, Director.....St. Paul, 1, Minn.  
**J. J. HARE**, Assistant to Director.....St. Paul, 1, Minn.  
**R. V. BACKSTROM**, Asst. Director.....St. Paul, 1, Minn.  
**E. N. DUNCAN**, Western Development Agent.....Seattle, 1, Wash.  
**PAUL C. C. WAGNER**, Agricultural Development Agent..... Fargo, N. D.  
**E. M. GREGORY**, Agricultural Development Agent.....Fargo, N. D.

**W. R. MEENACH**, Foreign Freight Agent.....Seattle, 1, Wash.  
**R. W. TRAYNOR**, Export & Import Agent.....Chicago, 4, Ill.  
 1535 Utilities Bldg., 327 So. La Salle St.

**A. L. ALDRICH**, Manager, Mail and Baggage Traffic.....St. Paul, 1, Minn.

**W. C. OLIN**, General Agent, Express Traffic.....St. Paul, 1, Minn.

**Express Traffic**

**A. P. Claypool**, General Agent.  
 Room 1307, 22 The Marietta St. Bldg., Phone Alpine 1711.

**Bellingham, 5, Wash.**.....**R. C. Ramsey**, General Agent.  
 2122 Kulshan Bldg., 1324 Cornwall Ave., Phone 2111.

**G. N. Station, Zone 1**, Phone 403. **J. J. Boettner**, Agent.

**Billings, Mont.**, 311 Electric Bldg. .... **D. C. Bates**, General Agent.  
 Phone 2249.

**Boston, 16, Mass.**, Room 7, Little Bldg. .... **Chas. H. Walker**, General Agent.  
 80 Boylston St. Freight: Liberty 2-1406.

Phone Pass.: Liberty 2-1639 **Joseph L. Tierney**, New England Pass. Agent.

**Bremerton, Wash.**, 228 First St. .... **S. S. Harvey**, Ticket Agent. Phone 722.

**Buffalo, 3, N. Y.**, 696 Ellicott Square. .... **M. A. Knos**, General Agent.

Phone Washington 1020 **Paul A. Callanan**, City Frt. and Pass. Agent.

**Butte, Mont.**, 514 Metals Bank Bldg. .... **Joseph J. Helmes**, General Agent. Phone 3943.

Phones 3275-3276, 2 North Main St. .... **D. E. Wilder**, Ticket Agt. Consol. Ticket Office.

**Chicago, 3, Ill.**, 142 So. Clark St. .... **A. A. Hughes**, General Agent, Pass'r Dept.  
 Phone Webster 9-2944

**R. F. Schwelm**, Dist. Pass. Agent.

**J. F. Thomann**, District Pass. Agent.

**S. T. Bruym**, City Passenger Agent.

**E. D. Whittemore**, City Passenger Agent.

1535 Utilities Bldg., Webster 9-2944.

327 So. La Salle St., Zone 4. .... **E. C. Warren**, General Freight Agent.

**Cincinnati, 2, O.**, 1008 Traction Bldg. .... **V. J. Kenny**, General Agent.

Phone Main 3643 **J. E. Westerfield**, Traveling Passenger Agent.

**Cleveland, 14, O.**, 1243 Union Com-  
 merce Bldg. Phone Cherry 7137-7138 **F. L. Loughney**, General Agent.

**Dallas, 1, Tex.**, 1103 Kirby Bldg. .... **Geo. W. Ploudre**, General Agent.

Phone Riverside 6787

**Denver, 2, Colo.**, 601 Railway Exchange C. C. Conradi, General Agent.  
 Bldg., Phone Cherry 3477.

**Des Moines, 9, Ia.**, 305 Equitable Bldg. **O. W. Pierce**, District Passenger Agent.  
 Phone 3-7025 **Martin A. Williams**, Genl. Agent, Frt. Dept.

**Detroit, 26, Mich.**, 726 LaFayette **H. G. Schuette**, General Agent.

Bldg., 149 Michigan Ave. **W. J. Rintoul**, District Passenger Agent.

Phone Woodward 28398-28399

**Duluth, 2, Minn.**, 302 W. Superior St. .... **E. C. LeRoy**, City Passenger Agent.  
 Phone Melrose 4491.

306 Alworth Bldg., Phone: Melrose 571 S. J. Anderson, Asst. Genl. Frt. Agent.  
 After office hours Melrose 5307.

**Everett, Wash.**, Pacific Ave. Frt. House. **Charles F. Etnott**, General Agent.  
 Phone Bayview 5155.

Pass. Sta., Bond St. **William H. Pfister**, City Passenger Agent.

Phone Bayview 3101 **W. E. Fenton**, Ticket Agent.

**Fargo, N.D.**, 701-2 Black Bldg. Phone 6614 **A. M. Brandvik**, General Agent.  
 G. N. Station, Phone 6614 **M. Uthus**, Ticket Agent.

Seattle, 4, Wash.  
 (Operating) King St. Station.  
 Seattle, 1, Wash.  
 (Traffic) Great Northern Bldg.  
 Fourth Ave. at Union St.

**GENERAL DISTRICT AND TRAVELING AGENTS**

**Grand Forks, N. D.**, 402 First National Bank Bldg. Phone 1300 **J. J. Dempsey**, Division Freight Agent.

Great Northern Station, Phone 1300 **Omer Hall**, Ticket Agent.

**Great Falls, Mont.**, 801 First National Bank Bldg., Phone 5481 **C. F. O'Hara**, Asst. Genl. Freight and Pass. Agt.

Great Northern Station, Phone 5481 **L. C. Metcalf**, General Agent.

**Helena, Mont.**, Placer Hotel Bldg. .... **Chas. Doherty**, Ticket Agent.

Phone 221 **S. A. Garrity**, General Agent.

**Kalispell, Mont.**, G. N. Frt. Sta. Phone 93 **W. J. Garrity**, Traveling Freight and Pass. Agt.

**Kansas City, 6, Mo.**, 815 Dwight Bldg. **Jos. A. Krieg**, City Pass. and Ticket Agent.

Phone Victor 3852 **L. E. Wagner**, General Agent.

**Klamath Falls, Ore.**, G. N. Station. .... **C. A. Rand**, General Agent, Passenger Dept.

**Lewistown, Mont.**, Phone 72. .... **C. C. Thompson**, General Agent, Freight Dept.

**Longview, Wash.**, Freight Station. .... **M. V. Schoonover**, General Agent. Phone 4101.

1225 Broadway, Phone 815 **L. G. Levitte**, Traveling Frt. and Pass. Agent.

**Los Angeles, 14, Cal.**, 1016-17 Associated Realty Bldg. **Guy L. Anderson**, General Agent. Phone 818.

510 West Sixth St. ed Realty Bldg. **C. F. Heath**, Ticket Agent.

Phone Vandike 1201 **H. H. Knocke**, Asst. Genl. Frt. Agent.

**Milwaukee, 3, Wis.**, 1314 Majestic Bldg. **S. L. Williams**, District Passenger Agent.

Phone Marquette 8-1753 **G. M. French**, Traveling Pass. Agent.

**Minneapolis, 2, Minn.**, 640 Marquette Ave. **Benj. C. Culbertson**, General Agent.

Phone Atlantic 1267. .... **L. D. Kidd**, Traveling Passenger Agent.

**Minot, N. D.**, G. N. Sta., Phone 21-121 **Kent C. VanWyck**, Genl. Agt., Passenger Dept.

2230 Rand Tower, Phone Main 4517. .... **H. L. Sleaf**, City Passenger Agent.

**Nelson, B. C.**, 557 Ward St., Phone 57 **A. H. Engelhart**, Asst. General Freight Agent.

**New York, 20, N. Y.**, Room 264, 630 Fifth Avenue, **R. F. Mills**, General Agent.

Rockefeller Center **K. M. Wyatt**, Depot Ticket Agent.

Cable Address, "Northrail" .... **Henry Deissler**, District Passenger Dept.

Phone Circle 5-8328-29-30. .... **S. A. Dougan**, City Passenger Agent.

233 Broadway, Zone 7. .... **J. E. O'Connell**, City Passenger Agent.

Phone Cortlandt 7-3252. .... **John F. Burns**, General Eastern Agent, Freight Dept.

**Oakland, 12, Cal.**, 611-12 Central Bank **Ambrose T. Sims**, Commercial Agent.

Bldg. Phone Templebar 2-7672-73 **R. L. Lally**, General Agent.

**Philadelphia, 2, Pa.**, 1104 Girard Trust **Charles G. Alexander**, Dist. Pass. Agent.

Company Building **W. F. Doane**, General Agent.

Phone Rittenhouse 6-3275-6 **A. E. Rohmer**, District Pass. Agent.

**Pittsburgh, 22, Pa.**, 2001-2 Oliver Bldg. **P. H. Yorke**, General Agent.

Phone Atlantic 1-1541-42 **J. S. MacDonald**, Trav. Pass. Agent.

GREAT NORTHERN RAILWAY

GENERAL DISTRICT AND TRAVELING AGENTS—Continued.

Table listing agents for various locations including Portland, St. Louis, San Francisco, Seattle, and others. Columns include location, agent name, and contact information.

STATION INDEX

SUGGESTIONS TO AID IN READING THIS TIME FOLDER

Locate your destination in STATION INDEX contained on pages 3, 4 and 5. The numbers shown opposite each station indicate the TIME TABLES in which the train service to each station is shown. Numbers shown opposite station names in certain time tables, as, for example, "Willmar 22, 30" refer to other time tables which show connecting or additional train service to such stations. Time from 12.01 midnight to 12.00 noon is shown by LIGHT FACE figures, time from 12.01 noon to 12.00 midnight by BOLD FACE figures.

Main Station Index table with columns: Station Name, Table No., Altitudes (Alt.-t'des), and another Table No./Altitudes column. Lists stations from Aberdeen to Cheyenne.

\*Bus and Freight Service Only. @Bus Service Only. @Freight Service Only.

GREAT NORTHERN RAILWAY

Table with multiple columns listing station names, table numbers, and altitudes. Includes sections for DALTON, FAIRBANKS, GALATA, and IDAHO FALLS.

\*Bus and Freight Service only.

@Bus Service only.

!@Freight Service only.

@No Service.

GREAT NORTHERN RAILWAY

Table of Great Northern Railway routes and stations. Columns include station names and numbers. Includes sections for various routes such as NAISMITH, PACIFIC, QUAMBA, and RADNOR.

\*Bus and Freight Service only.

①Bus Service only.

②Freight Service only.

③No Service.

## GREAT NORTHERN RAILWAY

Table No.	Altitudes	Table No.	Altitudes	Table No.	Altitudes	Table No.	Altitudes	Table No.	Altitudes	Table No.	Altitudes
Singleshot, Mont. .... 6	4396	①Stearns, Ore. .... 83	4203	Terrebonne, Ore. .... 82	1135	Upham, N. D. .... 48	1461	Warren, Ore. .... 81	.....	Williston, N. D. .... 4, 52,	1861
Sioux Center, Ia. .... 30	1445	Steilacoom, Wash. .... 91	4203	Teton, Mont. .... 82	1760	Ural, Mont. .... 7	2206	Warronton, Ore. .... 81	.....	53, 54	1861
Sioux Falls, S. D. .... 30	1104	Steiner, Minn. .... 14	1149	Thama, Idaho. .... 7	2631			Warroad, Minn. .... 14	1073	Willmar, Minn. 1, 22, 30	1479
Sixth Ave., Wash. .... 91	1397	Stephen, Minn. .... 13	833	Thief River Falls, Minn. .... 14	2082			Warwick, Wash. .... 35	1473	Willow Lake, N. D. .... 47	1786
Skamania, Wash. .... 78	.....	①Steploe, Wash. .... 76	2313	Thomas, S. D. .... 31	1135	VADER, Wash. .... 91	143	Washougal, Wash. .... 8	.....	Willow Springs, Wash. 77	2546
Skykomish, Wash. .... 9	933	Stevenson, Wash. .... 78	98	Thompson, N. D. .... 3, 12	872	Valier, Mont. .... 63	3802	Washuena, Wash. .... 8	.....	Wilson Creek, Wash. .... 8	1391
Slayton, Mont. .... 10	3527	Stewarts, Wash. .... 85	.....	Thorne, N. D. .... 46	1644	*Valley, Wash. .... 72, 74	1667	Wassica, N. D. .... 51	2285	Wilton, Minn. .... 16	1282
Snake River, Wash. .... 78	.....	Stiles, N. D. .... 29	1139	①Thornton, Wash. .... 76	2294	①Valleyford, Wash. .... 77	2463	Watertown, S. D. 23, 31	1729	Winchester, Wash. .... 9	4266
Snohomish, Wash. .... 9	23	Still Creek, B. C. .... 90	90	Tiber, Mont. .... 5	3191	①Vance, N. D. 2, 33, 34, 35	961	Watford City, N. D. 52	2082	Windham, Mont. .... 87	709
Snowden, Mont. .... 4	.....	Stockholm, S. D. .... 23	1654	Tidwell Jct., Minn. 14, 16	1120	Vancouver, B. C. 11, 90	16	Waukon, Wash. .... 8	2441	Winnepes, Wash. .... 91	209
52, 53, 54	1900	Stockton, Cal. .... 83	.....	Tintah, Minn. .... 4	1001	Vancouver, Wash. 8, 78,	.....	Wauna, Ore. .... 81	.....	Winnipeg, Man. .... 13, 38	772
Soap Lake, Wash. .... 8	1202	Stonehill, Mont. .... 7	2247	Tioga, N. D. .... 4	2241	91	.....	Waverly, Minn. .... 1	1001	Winthrop, Wash. .... 81A	.....
①Sokuk, Wash. .... 77	2529	Stranahan, Mont. .... 56	2552	①Tionesta, Calif. .... 83	4285	Vandalia, Mont. .... 5	2130	①Waverly, Wash. .... 77	2378	Winona, Minn. .... 1	660
Soldiers' Home, Mont. 62	3050	Strathcona, Minn. .... 14	1130	Titlow, Wash. .... 91	.....	Van Dusen, Ore. .... 81	.....	Wawina, Minn. .... 16	1273	Winton, Wash. .... 9	2076
Solway, Minn. .... 16	1454	Stratford, Wash. .... 8	1281	Tobacco, Mont. .... 6	2757	Vassar, Idaho. .... 73	.....	Wayne, Mont. .... 11	3680	Wiota, Mont. .... 4	2057
①Somers, Mont. .... 70-A	.....	Strater, Mont. .... 5	2254	Tokio, N. D. .... 35	1501	Vaughn, Mont. .... 11, 60	3366	*Wayside, Wash. 72, 74	1736	Wishram, Wash. 8, 78, 82	172
Sonora, N. D. .... 29	988	Straubville, N. D. .... 29	1314	Toledo, Mont. .... 5	2469	Verob, Mont. .... 10	3662	Wayzata, Minn. .... 1, 17	941	Witham, Mont. .... 11	3622
Souris, N. D. .... 47	1520	①Stronghold, Cal. .... 83	4041	Toledo, Mont. .... 5	2469	Verendrye, N. D. .... 2	1554	Weaver, N. D. .... 42	1580	Withrow, Wash. .... 84	2515
South Bellingham, Wash. .... 90	11	Struble, Iowa. .... 30	1261	Tonasket, Wash. .... 87	908	Verona, Mont. .... 56	2721	Webster, N. D. .... 43	1471	Woburn, N. D. .... 50	1951
South Cheney, Wash. 78	82	Stryker, Mont. .... 6	3293	Tonga, Wash. .... 9	.....	Viborg, S. D. .... 30	1300	Wellsburg, N. D. .... 2	1602	Wolf Creek, Mont. .... 56	3560
South Jct., Ore. .... 88	1262	Sultan, Wash. .... 9	117	①Torboy, Wash. .... 71	2396	Victoria, B. C. .... Page 34	.....	Wenatchee, Wash. 9, 11,	.....	Wolf Point, N. D. .... 46	1626
①South Klamath, Ore. 83	4108	Summit, Mont. .... 6	5213	Touhey, Wash. .... 84	2361	Vienna, S. D. .... 23	1830	Wendover, Wyo. .... 10	.....	Wolf Point, Mont. .... 4	2004
*South Nelson, B. C. 72	2384	Summer, Wash. .... 9, 91	72	Towner, N. D. .... 3, 48	1478	①Viola, Ida. .... 77	2641	Wentworth, S. D. .... 31	1696	Wolseth, N. D. .... 49	1562
South Shore, S. D. .... 23	1863	Sunburst, Mont. .... 59	3349	Townsend, B. C. .... 90	17	Virgelle, Mont. .... 56	2576	West Britton, S. D. .... 29	1298	Wolverton, Minn. .... 2	934
Sperry, Wash. .... 78	.....	Sundale, Wash. .... 78	.....	①Trall, B. C. .... 74	.....	*Virginia, Minn. .... 15, 25-A	.....	①West Fairfield, Wash. .... 77	2511	Woodland, Wash. .... 91	53
Spicer, Minn. .... 22	1170	Sundance, Mont. .... 6	3993	Trask, Mont. .... 56	6305	Vista, Mont. .... 6	3073	West Tenino, Wash. .... 91	.....	Woodville, Mont. .... 56	6354
Spion Kop, Mont. .... 11	4309	Sun River, Mont. .... 60	3415	Trego, Mont. .... 6	3108	Volcour, Mont. .... 7	2193	Westhope, N. D. .... 47	1508	Wrencoe, Idaho. .... 7	2075
Spokane, Wash. 7, 11, 71, 72, 74, 75, 75-A, 77, 78	1876	Superior, Wis. .... 15, 16	636	Trenton, N. D. .... 4, 54	1908	Volin, S. D. .... 30	1179	West Le Mars, Ia. .... 30	1203	Wright, Wash. .... 80	.....
*Spokane Bridge, Wash. .... 75	2068	Supplee, Wash. .... 84	2503	①Trentwood, Wash. 75-A	.....	Voltage, Wash. .... 9, 84	6221	Westport, Ore. .... 81	.....		
Spotted Robe, Mont. .... 6	4901	Surrey, N. D. .... 2, 3	1627	Trinidad, Wash. .... 9	972			West Union, Minn. .... 12	1337	YAKT, Mont. .... 7	1858
Spring Brook, N. D. .... 4	2068	Survant, Mont. .... 5	2312	Triple Divide, Mont. .... 6	4729	WADENA, Minn. .... 24	1344	Whately, Mont. .... 4	2094	Yale, S. D. .... 23	1341
*Springdale, Wash. .... 72, 74	2083	Sutton, N. D. .... 2	1475	Troy, Mont. .... 7, 11	1892	Wagner, Minn. .... 5	2270	Wheelock, N. D. .... 4	2387	Yankton, S. D. .... 30	1184
Spring Park, Minn. .... 17	951	Svenson, Ore. .... 81	.....	Truro, N. D. .... 49	1628	Wahkiakus, Wash. .... 87	689	Whitcomb, Wash. .... 78	260	Yarnell, Mont. .... 7	2179
①Spring Valley, Wash. .... 76, 77	2408	Swale, Wash. .... 78	.....	Tulalip, Wash. .... 90	.....	Wahpeton, N. D. .... 2, 33	969	White Earth, N. D. .... 4	2099	Yellepit, Wash. .... 78	.....
Sprole, Mont. .... 4	1992	Swan River, Minn. .... 16	1294	Tulbridge, N. D. .... 3	1509	Waite Park, Minn. .... 22	1074	Whitefish, Mont. 6, 11, 62	3040	①Ymir, Wash. .... 78	.....
Stampe, N. D. .... 50	1939	Sweet Grass, Mont. .... 59	3471	Tunis, Mont. .... 56	2973	Wakefield, Wash. .... 87	820	①Whitemarsh, Wash. 86	.....	York, B. C. .... 72	2398
Stanchfield, Minn. .... 15	945	Sweetwater, N. D. .... 43	1492	Turner, Mont. .... 55	3044	Walcott, N. D. .... 33	964	White Rock, B. C. .... 8	.....	York, Neb. .... 10	1633
Stanford, Mont. .... 11	4270	Swift, Mont. .... 11	3519	Tuskar, Ore. .... 82	.....	Walden, N. D. .... 2	1172	White Salmon, Wash. .... 8, 78	.....	York, N. D. .... 3, 46	1612
Stanley, N. D. .... 4, 51	2253			①Twelve Mile, Wash. 74	.....	Wales, N. D. .... 41	1569	Whitewater, Mont. .... 55	2316	ZAHL, N. D. .... 51	2000
Stanwood, Wash. .... 90	12	TACOMA, Wash. 9, 11, 91	47	①Twisp, Wash. .... 81A	.....	Walhalla, N. D. .... 40	966	Whitney, Wash. .... 86	9	Zena, Wash. .... 87	666
Starkweather, N. D. .... 43	1501	Tacoma Park, S. D. .... 29	1292			Walker, Minn. .... 24	1342	①Whitworth, Wash. 74	.....	Zimmerman, Minn. .... 25	977
Starr, Wash. .... 87	778	Tagus, N. D. .... 4	2189	ULM, Mont. .... 56	3345	Wallum, Mont. .... 10	3835	Wicks, Mont. .... 56	5261	Zurich, Mont. .... 5	2384
Stayman, Wash. .... 87	735	Tampico, Mont. .... 5	2127	Underwood, Wash. .... 78	.....	①Waneta, B. C. .... 72	1359	Wildrose, N. D. .... 51	2239		
		Tattnall, Mont. .... 55	2258	Union, N. D. .... 41	1396	Warba, Minn. .... 16	1277	Wilkinson, Minn. .... 24	1317		
		Tee, S. D. .... 30	1483	Union Point, Man. .... 13	782	Warland, Mont. .... 7	2187	Williams, Mont. .... 63	3767		
		Temple, N. D. .... 4	2349	University, N. D. .... 3, 12	10, 41	Warren, Minn. .... 13	858				
		Tenino, Wash. .... 91	.....								

Your Freight goes great when it goes  
GREAT NORTHERN



\*Bus and Freight Service only.

①Bus Service only.


③Freight Service only.

④No Service.

# GREAT NORTHERN RAILWAY

## GENERAL INFORMATION

**STANDARD TIME.**—All time shown in Great Northern published schedules of its lines east of Williston, North Dakota, is Central time; between Williston, North Dakota, and Troy, Montana, is Mountain time; west of Troy, Montana, is Pacific time.



**Train Schedules** shown herein have been carefully compiled from time cards currently in effect but it is sometimes necessary to deviate from them between the issues of this time table folder and it is not always possible to give advance notice of such changes. Information shown herein is therefore subject to change without notice. Also trains are at times unavoidably delayed by circumstances entirely beyond our control resulting in missed connections for which the Great Northern Railway cannot be liable.

**Purchase Tickets** before boarding trains. Children under five years of age, when accompanied by parent or guardian, will be carried free of charge. Children five years of age and under twelve years of age will be charged one-half of the adult fares. Children of five and under twelve years of age who are not mature enough to take care of themselves when traveling alone must not be ticketed unless accompanied by parent or guardian. Children twelve years of age and over will be charged the adult fare.

**Adjustment of Fares.** In case of a misunderstanding with a Conductor or an Agent, pay the amount requested, take receipt and communicate with J. C. Stoffel, Auditor Passenger Receipts, St. Paul 1, Minn.

**Redemption of Tickets.** Tickets unused, or partly used, will be redeemed under tariff regulations at proper value by J. C. Stoffel, Auditor Passenger Receipts, St. Paul 1, Minn.

**Baggage Maximums.** Ordinarily 150 lbs. is free allowance for each adult ticket. No single piece of baggage exceeding 300 pounds in weight, or single shipment exceeding \$2500.00 in value will be checked. Boxes of heavy or corrugated pasteboard limited to gross weight 50 pounds. Free allowances subject to tariff stipulations as to contents, weight, value and size.

**Baggage Insurance.** A charge of 15 cents only is made for each hundred dollars value declared above \$100 for baggage checked for each adult passenger and above \$50 for each child traveling on half-fare ticket. The limit of baggage which may be insured on a single ticket is \$2500.

Another form of policy issued by St. Paul Fire & Marine Insurance Co., insuring your baggage and personal effects from the beginning to the end of a journey anywhere in the world, may be purchased at principal ticket offices. The coverage is very liberal and the rates are low. Minimum premium twenty-five cents.

**Liability Limited.** Excess value to be declared and paid for at time of checking. **Bicycles** (not Motorcycles), **Baby Carriages**, **Dogs** and **Guns** are transported in baggage cars subject to tariff regulations. Passengers should inform themselves about the quarantine of dogs and other animals before offering them for checking.

**Lost Articles** should be inquired for through Manager, Mail & Baggage Traffic, St. Paul 1, Minn., or nearest representative.

**No Responsibility is Assumed** for unchecked articles left in stations or cars. **Hand Baggage** in-sleeping cars is restricted to what can conveniently be placed in the berth, seat or other accommodations purchased by the passenger.

The maximum dimensions of hand-baggage carried in Pullman sleeping cars is 9½ inches in height by 30 inches in length.

Passengers are urged, for the convenience and comfort of themselves and other passengers, to check all of their hand baggage except that actually needed for personal use enroute. It will be given best of care in the baggage car and be quickly available at the end of the journey.

Only limited amount of checked baggage will be carried on the **Empire Builder** trains Nos. 1 and 2 and to avoid delay in receipt of baggage at destination, it is suggested that baggage be checked in advance. Shipments of remains will not be handled on trains Nos. 1 & 2.

**Wheel Chairs** are available for invalids and others requiring them at the following G. N. stations: St. Paul, Minneapolis, Duluth, Grand Forks, Fargo, Great Falls, Butte, Havre, Billings, Whitefish, Spokane, Wenatchee, Everett, Seattle, Tacoma, Portland, Vancouver, B. C. At other points where wheel chairs are required, arrangements should be made with local hospital.

### SIDE TRIPS.

A free side trip is authorized from Havre or Shelby, Mont., to Great Falls and return on all tickets reading in either direction between Williston, No. Dak., and stations east and Glacier Park Station, Mont., and stations west. Eastbound tickets will also be honored via Shelby, Great Falls and Havre, and westbound tickets via Havre, Great Falls and Shelby without additional charge.

A free side trip is authorized from Columbia Falls to Kalispell, Montana, and return on all tickets reading in either direction between Billings, Mont., or Williston, No. Dak., and stations east and Spokane, Washington, and stations west.

A free side trip is authorized from Seattle, Wash., to Bellingham, Wash., and return on round-trip tickets, reading in either direction between Williston, No. Dak., and stations east and Seattle, Tacoma, Wash., and Portland, Ore., and stations south. Side trip must be included in ticket at time of purchase cannot be obtained afterward. This sidetrip is not authorized on tickets reading to or through Vancouver or Victoria.

Free side trip is authorized from Seattle, Wash., to Vancouver or Victoria, B. C., also from Everett, Wash., to Vancouver, B. C., and return to individuals holding round-trip first class or intermediate (tourist) class tickets routed via the Great Northern Railway in either direction between St. Paul, Minneapolis, Duluth, Minn., Winnipeg, Man., Sioux City, Iowa, or points east thereof, and Seattle, Wash., and points beyond. This side trip is confined to parties of five or more traveling together when holding coach class tickets. Application should be made to Great Northern City or Depot Ticket Agent at Seattle or at Everett depot. This side trip not authorized on tickets reading to or through Vancouver or Victoria.

**ACCOMMODATIONS ACCORDED ON TICKETS.**—First Class tickets are honored in coaches, also in standard and tourist sleeping cars and parlor cars, upon payment of berth or parlor car fare. **Intermediate (Tourist) Class** tickets are honored in coaches, also in tourist sleeping cars, where operated, upon payment of the tourist berth fare. **Coach Class** tickets are honored **Only in Coaches.**

**STOPOVERS ON ONE-WAY AND ROUND-TRIP TICKETS.**—On one-way tickets, stopovers will be allowed at all stations on the Great Northern Ry., within 30 days from date of sale upon application to Train Conductor. On round-trip tickets, stopovers will be allowed within limit of ticket.

**OPTIONAL ROUTES. (Applying in either direction.)**—Tickets reading via Great Northern Railway from Bonners Ferry, Ida., and east, to Portland, Oregon, or via Portland, Oregon, to points south thereof, or to points on the Astoria Division, S. P. & S. Ry., will be honored at option of passengers via the Great Northern Railway to Spokane, thence via Spokane, Portland and Seattle Railway to Portland.

Tickets reading via the Great Northern Railway between St. Paul-Minneapolis, Minn., and Winnipeg, Man., and points beyond, will be honored via St. Cloud and Crookston, or via St. Cloud or Willmar to Fargo, thence via Halstad or Grand Forks and Crookston to Winnipeg, at option of passenger.

All Round-Trip Tickets from or to the following territory reading via Great Northern Railway to Spokane, thence Spokane, Portland and Seattle Railway to Portland, or via Portland to points beyond or the reverse, will be honored at option of passenger via Great Northern Railway through Seattle and Tacoma.

- (a) Tickets from or to points on the Great Northern Railway, Shelby, Montana and East.
- (b) Tickets routed via St. Paul or Duluth.
- (c) Tickets routed via Billings, Mont., from, to or via Chicago, St. Louis, Memphis or New Orleans.

The above arrangements do not apply on tickets to or from points in British Columbia or Washington.

Tickets reading between Havre, Mont., and points east and Glacier Park and points west will be honored westbound via Great Falls and Shelby, and eastbound via Shelby and Great Falls without additional collection.

**HONORING OF RAIL TICKETS ON THE EMPIRE BUILDER, TRAINS Nos. 1 and 2.** No extra fare is required and all one-way and round-trip tickets will be honored, except as follows: Tickets endorsed Blind and Attendant, Blind and Guide Dog, Clergy, Charity, Employees, D. V. S. or V. A. H. or Furlough, will not be honored on these trains. Banana Messenger tickets, Caretakers', Drivers', Livestock Contracts, Circus or show tickets will not be honored.

**HONORING OF TICKETS BETWEEN ST. PAUL-MINNEAPOLIS AND DULUTH-SUPERIOR.**—Tickets reading via Great Northern-Northern Pacific or Minneapolis, St. Paul and Sault Ste. Marie (Soo Line) between these points will be honored on trains of either line.

Tickets reading via Great Northern Railway, Union Pacific Railroad or Northern Pacific Railway to or from any point on the joint line, Seattle to Portland, inclusive, will be honored on trains of any of these railways on the joint line.

**FEDERAL TAX.**—Rail fares and sleeping and parlor car charges shown in this folder do not include 15% U. S. Federal Tax.

**RESERVATIONS.**—Pullman reservations, or coach seat reservations on trains where coach seats are reserved, should be made as far in advance as possible so that the desired accommodations may be reserved. All accommodations on the Empire Builder, including coach seats, are reserved in advance.

**TRAIN SALES SERVICE.**—Food and beverages are served in Coaches on principal Great Northern trains by the Train Sales Service. Train Sales Service list of food and beverages on page 24.

**NATIONAL TRAVELERS AID SOCIETY.**—Representatives of National Travelers Aid Society are at many of the larger stations for the purpose of relief to the indigent and assistance to those unacquainted and traveling alone. Those in need of such service should inquire of the station attendant.

**Certain Freight Trains are Permitted to Carry Passengers Under the Following Conditions:** Adult male passengers must hold regular passage ticket. This Company is not a common carrier of passengers by its freight trains and does not stop such trains at stations or station platforms except when the freight business of the road makes it necessary to do so. Persons using such trains for passage assume all risk of injury or loss of time while riding on or getting to and from said trains. Women and children will not be carried on freight trains. Persons desirous of having their baggage accompany them on freight trains should deliver it at station and have it way-billed. Stock drovers, when in charge of stock and provided with proper transportation will be carried on train with such stock.

## EQUIPMENT

## WEST AND NORTH

Train No. 1

The Streamlined EMPIRE BUILDER

## EAST AND SOUTH

Train No. 2

**DAILY**—Chicago, Saint Paul, Minneapolis, Spokane, Seattle, and Portland, with direct connections to and from Tacoma, British Columbia and California Cities. All accommodations reserved. No extra fare. See tables 1 to 9.

**Observation Lounge Car** (also contains 2 Double Bedrooms and 1 Drawing Room) between Chicago and Seattle (car 19 westbound—car 29 eastbound). **Observation-Lounge-Cafe Car** between Spokane and Portland via S. P. & S. Ry.

**Pullman Standard Sleeping Cars:**

Between Chicago and Seattle, 2 cars, each containing 16 Duplex Roomettes and 4 Double Bedrooms (cars 16-17 westbound—cars 26-27 eastbound), 1 car containing 8 Duplex Roomettes, 4 Double Bedrooms and 4 Sections (car 15 westbound—car 25 eastbound).

Between Chicago and Portland, 1 car containing 8 Duplex Roomettes, 4 Double Bedrooms and 4 Sections (car P-18 westbound—car P-28 eastbound), (via S. P. & S. Ry. between Spokane and Portland).

**Luxury Day-Nite Coaches**—Famed Sleepy Hollow reclining seats with individual leg rests, controlled reading lights, modern lounges and dressing rooms. All seats reserved in advance—no extra cost. Seats also reserved for children under five years of age at no extra cost. (Pillows available.)

Between Chicago and Seattle, 2 cars, each containing 48 reclining seats (cars 100-101 westbound—cars 200-201 eastbound) and 1 car containing 60 reclining seats (car 160 westbound—car 260 eastbound).

Between Chicago and Portland, 1 car containing 48 reclining seats (car P-102 westbound—car P-202 eastbound), (via S. P. & S. Ry. between Spokane and Portland.)

**Lounge-Coffee Shop Car.** Lounge section for the accommodation of coach passengers. Club breakfasts 60c, 85c, and \$1.10, fruits and fruit juices, cereals, eggs, toast, rolls, doughnuts and beverages. Plate luncheons and dinners \$1.10. Soups, sandwiches, salads, desserts, and beverages available throughout the day.

**Dining Car Service.** Featuring famous Great Northern meals. Club breakfasts \$1.00, \$1.15 and \$1.35. Plate luncheons \$1.25, table d'hote luncheons \$1.65. Plate dinners \$1.25, table d'hote dinners \$2.25. Also a la carte service for all meals.

To avoid standing in line for dinner, passengers on Great Northern's Empire Builders have the choice of one-hour dining periods, beginning at 5:00 p. m. Passenger representatives on the train arrange dinner reservation assignments.

**Radio** in all cars, except sleepers.

**Tickets**—All one-way and round-trip tickets will be honored on the Empire Builders (Nos. 1-2) except as follows: tickets endorsed Clergy, Charity, Furlough, Employee, D. V. S., V. A., H., Blind and Attendant, Blind and Guide-Dogs, will not be honored. Circus, Show, Banana Messenger, Driver's or Caretaker's tickets and Live Stock Contracts will not be honored.

**Baggage**—Limited amount of checked baggage will be handled. Remains will not be handled.

Advance reservations of Pullman accommodations on the "Empire Builder" may be made at any time prior to scheduled departure except as follows:

Pullman space on the "Empire Builder" for intermediate travel between any two stations west of Havre or between any two stations east of Havre may not be reserved until 24 hours prior to train departure time eastbound from Seattle-Portland or westbound from Chicago.

Train No. 3

THE ORIENTAL LIMITED

Train No. 4

**DAILY**—Chicago, Saint Paul, Minneapolis, Glacier Park, Spokane, Seattle and Portland with direct connections to and from Tacoma, British Columbia and California Points. All regularly assigned equipment is air-conditioned. See tables 1 to 9.

**Observation Lounge Club Car**, between Chicago and Seattle, radio, buffet service, women's dressing room and shower bath, barber shop and men's shower bath, valet service. **Observation-Buffer-Lounge Car** (also contains 8 Sections, car 10) between Spokane and Portland via S. P. & S. Ry.

**Pullman Standard Sleeping Cars:**

\*Between Chicago and Seattle, 1 car containing 6 Double Bedrooms and 6 Sections (car B-1 westbound—car G-1 eastbound), 1 car containing 8 Sections, 2 Compartments and 1 Drawing Room (car B-2 westbound—car G-2 eastbound).

\*Between Chicago and Portland, 1 car containing 8 Sections, 2 Compartments and 1 Drawing Room (car B-6 westbound—car P-6 eastbound), (via S. P. & S. Ry. between Spokane and Portland). Sleeping car may be occupied at Portland until 7:30 a. m.

## EQUIPMENT—Continued.

## WEST AND NORTH

Train No. 3—Continued

## EAST AND SOUTH

Train No. 4—Continued

## THE ORIENTAL LIMITED—Continued

Between St. Paul and Great Falls, 1 car containing 12 Sections and 1 Drawing Room (car G-7, operated on trains 235 and 236 between Havre and Great Falls).

Between Spokane and Seattle, 1 car containing 10 Sections, 2 Compartments and 1 Drawing Room (car 79 ready for occupancy at Spokane at 9:00 p. m. westbound; car 80 eastbound, may be occupied at Spokane until 8:00 a. m.)

\***Pullman 16 Section Tourist Sleeping Cars.** 1 car between Chicago and Seattle (car BH westbound—car GH eastbound), 1 car between Chicago, Spokane and Portland (car BJ westbound—car PJ eastbound) (via S. P. & S. Ry. between Spokane and Portland).

**De Luxe Coaches.** Deep-cushioned individual seats with adjustable reclining backs providing restful comfort day and night, between Chicago and Seattle and between Chicago, Spokane and Portland (via S. P. & S. Ry. between Spokane and Portland). (Pillows available.)

**Dining Car Service,** featuring famous Great Northern meals. Club breakfasts \$1.00, \$1.15 and \$1.35. Plate luncheons \$1.25, table d'hote luncheons \$1.65. Plate dinners \$1.25, table d'hote dinners \$2.25. Also a la carte service for all meals.

**Tickets**—All classes of tickets honored.

\*Westbound sleeping cars ready for occupancy Chicago Union Station at 10:00 p. m. and Eastbound sleeping cars ready for occupancy Seattle King Street Station at 9:30 p. m.

Train No. 5

THE CASCADIAN

Train No. 6

**DAILY** between Spokane, Wenatchee, Everett, and Seattle. See tables 8 and 9.

Air-conditioned Cafe-Observation-Reserved Seat Coach. (GN car 150.) Seats reserved on all classes of rail tickets on payment of seat fare of 75c between Spokane and Seattle; 40c between Spokane and Wenatchee, 40c between Seattle and Wenatchee, plus 15% tax.

Air-conditioned coaches.

Cafe meal service, club breakfasts \$1.00 and \$1.35, luncheon and dinners \$1.25, also a la carte service. Train sales service, sandwiches, candy, fruit, desserts, coffee, milk, cold drinks, etc., at reasonable prices—see page 24.

Train No. 7

THE WINNIPEG LIMITED

Train No. 8

**DAILY** between St. Paul, Minneapolis, St. Cloud, Alexandria, Fergus Falls, Crookston, and Winnipeg—see table 13.

Air-conditioned Pullman Standard Sleeping Cars. One car containing 8 Sections, 2 Compartments, 1 Drawing Room (car 31), one car containing 10 Sections, 1 Compartment, 1 Drawing Room (car 33), one car containing 8 Sections, lounge and restaurant facilities (car 32).

Air-conditioned coaches with reclining seats. (Pillows available.)

Restaurant meal service, club breakfasts \$1.00 and \$1.35, plate dinner \$1.25, table d'hote dinner \$2.00, also a la carte service. Train sales service offer coach passengers sandwiches, candy, fruit, desserts, coffee, milk, cold drinks, etc., at reasonable prices—see page 24.

Train No. 9

THE DAKOTAN

Train No. 10

**DAILY** between St. Paul, Minneapolis, Willmar, Fargo, Grand Forks, Devils Lake, and Minot—daily except Sunday between Minot and Williston—see tables 1 to 4.

Air-conditioned Pullman Standard Sleeping Cars.

One car from Grand Forks via Fargo to Minneapolis and St. Paul containing 8 Sections, 2 Compartments, 1 Drawing Room (car 11). Note—Northbound this sleeper operates from St. Paul-Minneapolis via Crookston to Grand Forks on Train 29 and Pullman passengers to Grand Forks and points west thereof should be referred to Train 29 which connects at Grand Forks with Train No. 9.

One car between St. Paul, Minneapolis, and Fargo, containing 10 Sections, 1 Compartment, 1 Drawing Room (car 70—westbound sleeper may be occupied at Fargo until 8:00 a. m., eastbound sleeper open for occupancy at Fargo at 9:30 p. m.) Note—This sleeper operated from October through February on G. N. Trains 9 and 10, thereafter sleeping car will alternate every four months between G. N. and N. P. First class rail tickets reading via either line will be honored in this sleeper without necessity of exchange.

Coaches between St. Paul, Minneapolis, Minot, and Williston. (Pillows available.)

Air-conditioned Lunch-Coach between St. Paul, Minneapolis and Minot.

Meal service, club breakfasts 50c to \$1.00, luncheons and dinners 80c to \$1.25, also a la carte service. Train sales service offer coach passengers sandwiches, candy, fruit, desserts, coffee, milk, cold drinks, etc., at reasonable prices—see page 24.



## EQUIPMENT—Continued.

### WEST AND NORTHEAST AND SOUTH

**Train No. 11** **THE ALEXANDRIAN** **Train No. 12**  
**DAILY** between St. Paul, Minneapolis, St. Cloud, Alexandria, Fergus Falls, and Fargo—  
 see table 12.

Coaches and Lunch Coach. Meal service, club breakfasts 50c to \$1.00, luncheon 80c and \$1.10, also a la carte service. Train sales service—sandwiches, candy, fruit, desserts, coffee, milk, cold drinks, etc., at reasonable prices—see page 24.

**Train No. 20** **THE GOPHER** **Train No. 19**  
**DAILY** between St. Paul, Minneapolis, Superior, and Duluth—see table 15.

Air-conditioned Parlor Car, lounge and refreshments, radio. (GN car 103).  
 Air-conditioned coaches.

Dining car service featuring famous Great Northern meals, plate dinner \$1.25, table d'hote dinner \$2.25, also a la carte service.

Train sales service offer coach passengers sandwiches, candy, fruit, desserts, coffee, milk, cold drinks, etc., at reasonable prices—see page 24.

*Great Northern, Northern Pacific and Soo Line tickets are interchangeable between St. Paul, Minneapolis, Superior and Duluth.*

**Train No. 24** **THE BADGER EXPRESS** **Train No. 23**  
**DAILY** between St. Paul, Minneapolis, Superior, and Duluth—see table 15.

Air-conditioned Parlor Car, lounge and refreshments, radio. (GN car 104).  
 Air-conditioned coaches.

Train sales service offer coach passengers sandwiches, candy, fruit, desserts, coffee, milk, cold drinks, etc., at reasonable prices—see page 24.

*Great Northern, Northern Pacific and Soo Line tickets are interchangeable between St. Paul, Minneapolis, Superior and Duluth.*

**Train No. 27** **THE FAST MAIL** **Train No. 28**  
**DAILY** between St. Paul, Minneapolis, Spokane, and Seattle. (Via New Rockford, N. D.) See tables 1 to 9.

While this train is primarily for mail and express traffic it offers limited coach accommodations. Train sales service—sandwiches, candy, fruit, desserts, coffee, milk, cold drinks, etc., at reasonable prices—see page 24.

**Train No. 29** **THE RED RIVER LIMITED** **Train No. 30**  
**DAILY** between St. Paul, Minneapolis, St. Cloud, Alexandria, Fergus Falls, Crookston and Grand Forks—see tables 12 and 13.

Air-conditioned Pullman standard sleeper from St. Paul, Minneapolis to Grand Forks, containing 8 Sections, 2 Compartments, 1 Drawing Room (car 11). Note—Southbound this sleeper operates on Train No. 10 from Grand Forks via Fargo to Minneapolis and St. Paul.

Coaches and Lunch-Coach. (Pillows available.) Meal service, club breakfasts 50c to \$1.00, luncheons and dinners 80c to \$1.25, also a la carte service. Train sales service—sandwiches, candy, fruit, desserts, coffee, cold drinks, etc., at reasonable prices—see page 24.

**Train No. 35** **THE GREAT RAPIDS** **Train No. 36**  
**DAILY** except Sunday between Duluth, Superior, Grand Rapids, Cass Lake, Bemidji, Crookston and Grand Forks—see table 16.

Coaches.

**Train No. 43** **THE SHELBY LIMITED** **Train No. 42**  
**DAILY** between Billings, Great Falls and Shelby providing excellent service between St. Louis, Kansas City, Omaha, Denver, and Great Falls, Spokane, Seattle, Tacoma, and Portland, via Burlington Route-Great Northern. Connects at Shelby with Oriental Limited (trains 3-4). See tables 10 and 11.

Air-conditioned Pullman standard sleeping cars:

One car between Denver, Wendover, Billings and Shelby, containing 12 Sections, 1 Drawing Room (C-291) (northbound on C. & S.-C. B. & Q. 29—(car G-305) southbound on C. B. & Q.-C. & S. 30).

Sleepers between Omaha and Billings containing Sections, Bedrooms, Drawing Rooms (westbound on C. B. & Q. 11-43—eastbound on C. B. & Q. 42).

Air-conditioned coaches between Kansas City, Omaha, Denver, and Billings; Billings, Great Falls and Shelby; Shelby and Spokane, Seattle, Tacoma, and Portland.

## EQUIPMENT—Continued.

### WEST AND NORTHEAST AND SOUTH

**Trains 52-162** **Trains 5-1161**  
**DAILY** between Willmar, Pipestone, Sioux Falls, Yankton, and Sioux City with through service to and from Minneapolis and St. Paul on trains 9 and 10—see table 30.

Coaches between St. Paul, Minneapolis, Willmar, Sioux Falls, and Yankton; Garretson and Sioux City.

**Train No. 223** **Train No. 224**  
**DAILY** except Sunday between Williston, Glasgow, and Havre—see tables 4 and 5.

Coaches.

**Train No. 236** **Train No. 235**  
**DAILY** between Havre, Great Falls, Helena, and Butte, connecting at Havre with the Oriental Limited (Trains 3-4) to and from Glasgow, Williston, Minot, Grand Forks, Fargo, Minneapolis, St. Paul, and Chicago—see table 56.

Air-conditioned Pullman standard sleeper between St. Paul, Minneapolis, and Great Falls, containing 12 Sections, 1 Drawing Room (car G-7).

Air-conditioned Cafe-Observation-Reserved Seat Coach with radio—between Havre, Great Falls and Helena (GN car 119). Seats reserved on all classes of rail tickets on payment of seat fare of 25c between Havre and Great Falls; 50c between Havre and Helena; 25c between Great Falls and Helena, plus 15% tax.

Air-conditioned coaches between Havre, Great Falls, Helena and Butte.

Cafe meal service, Club breakfasts \$1.00, \$1.15 and \$1.35, plate luncheons \$1.25, table d'hote \$2.00, plate dinner \$1.25, table d'hote \$2.00, also a la carte service.

**Train No. 238** **Train No. 237**  
**DAILY** between Havre and Great Falls connecting at Havre with the Empire Builder (Trains 1-2) to and from Minneapolis, St. Paul, Chicago, Spokane, Seattle, Tacoma, Portland—see table 56.

Air-conditioned Parlor-Observation-Cafe Car. (GN car 237 southbound, car 238 northbound). Air-conditioned coaches.

Cafe meal service, Club breakfasts \$1.00, \$1.15, \$1.35, plate luncheon \$1.25, table d'hote \$2.00, also a la carte service.

## PUGET SOUNDERS

**Train No. 360 (Morning)** **(Morning) Train No. 359**  
**Train No. 358 (Afternoon)** **(Afternoon) Train No. 355**

**DAILY** between Seattle, Everett, Bellingham and Vancouver, B. C.—see table 90.

Air-conditioned Parlor Cars (GN car 130 on Trains 355-360, car 127 on Trains 359-358).

Air-conditioned coaches.

Dining service featuring famous Great Northern meals. Club breakfasts \$1.00, \$1.15 and \$1.35, plate luncheon \$1.25, table d'hote \$1.65, plate dinner \$1.25, table d'hote \$2.25, also a la carte service.

**Train No. 356** **Train No. 357**  
**DAILY** except Sunday between Seattle, Everett, Bellingham and Vancouver, B. C.—see table 90.

Coaches.

**Trains Nos. 402-408-458-460** **Trains Nos. 401-407-457-459**

**FOR EQUIPMENT OF TRAINS BETWEEN SEATTLE, TACOMA AND PORTLAND. SEE PAGE 34.** (For train schedules, see table 91.)

**Trains Not Listed Carry Coach Equipment Only.**

# GREAT NORTHERN RAILWAY

## THE STREAMLINED EMPIRE BUILDER

Completely Air Conditioned—No Extra Fare—Radio.  
Daily—Chicago, Saint Paul, Minneapolis to Spokane, Seattle and Portland, with connections to Tacoma, British Columbia and California points.

West—Read Down				East—Read Up					
Ex-ample by days	Oriental Limited 3 Daily	Ex-ample by days	Empire Builder 1 Daily	Central Time	Empire Builder 2 Daily	Ex-ample by days	Oriental Limited 4 Daily		
Mon Tue	11 15 8 15	Mon Mon	1 00 7 45	<b>Burlington Route</b> Lv Chicago... Table 1 Ar Ar St. Paul... Lv	2 00 7 15	Wed Wed	8 35 11 30		
Tue	9 10	Mon	8 15	<b>Great Northern Ry.</b> Lv St. Paul... Ar	7 00	Wed	10 30		
Tue	9 40	Mon	8 45	" Minneapolis... Lv	6 30	Wed	10 00		
Tue	11 30	Mon	10 16	" Willmar... Lv	4 47	Wed	7 40		
Tue	2 03	Tue	12 05	" Breckenridge... Lv	3 02	Wed	5 30		
Tue	3 25	Tue	1 06	" Fargo... Lv	2 04	Wed	4 05		
Tue	5 25	Tue	—	" Grand Forks... Lv	—	Wed	1 55		
Tue	—	Tue	3 06	" New Rockford, Tbl. 2 Ar	11 48	Tue	—		
Tue	10 50	Tue	4 55	" Minot... Table 3 Ar	10 10	Tue	8 55		
Wed	1 50	Tue	7 20	Ar Williston... Lv	7 40	Tue	6 10		
Wed	12 55	Tue	6 20	<b>Mountain Time</b> Lv Williston... Ar	6 40	Tue	5 05		
Wed	4 30	Tue	9 10	" Glasgow... Ar	3 45	Tue	1 50		
Wed	8 10	Tue	12 05	" Havre... Table 5 Ar	12 55	Tue	10 40		
Wed	10 30	Tue	9 10	" Shelby... Ar	10 45	Tue	8 10		
Wed	11 05	Tue	2 45	" Cut Bank... Ar	10 16	Tue	7 38		
Wed	12 25	Tue	—	" Glacier Park... Ar	—	Tue	6 30		
Wed	2 10	Tue	—	" Belton... Ar	—	Tue	4 40		
Wed	2 38	Tue	—	" Columbia Falls... Ar	—	Tue	4 15		
Wed	3 05	Tue	6 15	" Whitefish... Ar	6 55	Tue	3 55		
Wed	6 25	Tue	9 15	Ar Troy... Lv	3 55	Tue	12 40		
Wed	5 30	Tue	8 15	<b>Pacific Time</b> Lv Troy... Table 7 Ar	2 55	Tue	11 35		
Wed	9 15	Tue	11 30	Ar Spokane... Lv	11 30	Mon	8 05		
Wed	9 35	Tue	11 59	Ar Spokane... Ar	11 00	Mon	7 35		
Thur	12 33	Wed	2 17	" Ephrata... Ar	8 35	Mon	4 43		
Thur	1 50	Wed	3 30	" Wenatchee, Table 9 Ar	7 30	Mon	3 25		
Thur	4 45	Wed	5 54	" Skykomish... Ar	5 13	Mon	12 55		
Thur	6 28	Wed	7 06	" Everett... Ar	3 55	Mon	11 30		
Thur	7 30	Wed	8 00	Ar Seattle... Lv	3 00	Mon	10 30		
Thur	9 25	Wed	9 25	Ar Tacoma... Lv	1 07	Mon	8 00		
Wed	9 30	Wed	12 06	<b>Spokane, Portland &amp; Seattle Ry.</b> Lv Spokane... Ar	10 55	Mon	6 50		
Thur	6 20	Wed	7 08	" Vancouver, Wash... Ar	3 23	Mon	9 21		
Thur	6 50	Wed	7 30	Ar Portland... Tables 8-78 Lv	3 00	Mon	9 00		
Wed	—	Wed	19 Daily	<b>Connecting Trains</b> Lv Duluth... Table 15 Ar	11 58	—	—		
Wed	—	Wed	4 30	" Superior... Ar	11 43	—	—		
Wed	—	Wed	4 45	" Minneapolis... Ar	8 27	—	—		
Wed	—	Wed	7 30	" St. Paul... Lv	8 00	—	—		
Wed	—	Wed	8 00	—	—	—	—		
Tue	09 30	—	—	Lv Duluth... Table 16 Ar	—	—	7 15		
Wed	7 00	—	—	Ar Grand Forks... Lv	—	—	010 45		
Wed	10 45	—	—	" Minot... Ar	—	—	8 55		
Wed	8 20	Tue	1 15	<b>Mountain Time</b> Lv Havre... Table 56 Ar	11 45	Tue	9 55		
Wed	11 30	Tue	4 00	Ar Great Falls... Lv	9 00	Tue	6 50		
Wed	2 35	Tue	—	" Helena... Ar	—	Tue	3 10		
Wed	5 20	Tue	—	Ar Butte... Lv	—	Tue	12 25		
Wed	2 38	—	—	Lv Columbia Falls Table 6 Ar	—	—	4 10		
Wed	3 08	—	—	Ar Kalispell... Lv	—	—	3 40		
Thur	8 15	Wed	5 10	<b>Pacific Time</b> Lv Seattle... Table 90 Ar	11 55	Mon	9 20		
Thur	9 17	Wed	6 10	Ar Everett... Lv	10 50	Mon	8 24		
Thur	10 58	Wed	7 55	Ar Bellingham... Lv	9 12	Mon	6 54		
Thur	12 45	Wed	9 40	Ar Vancouver, B. C... Lv	7 30	Mon	5 00		
Thur	4 45	Wed	4 45	Via C. P. R. Steamer	—	—	—		
Thur	9 45	Wed	9 45	Ar Seattle... Ar	2 45	Mon	2 45		
Thur	—	Wed	9 45	Ar Victoria... Ar	9 30	Mon	9 30		
—	402 Daily	458 Daily	408 Daily	460 Daily	California via Puget Sound	457 Daily	407 Daily	459 Daily	401 Daily
—	11 30	4 30	12 25	8 20	Lv Seattle Table 91 Ar	2 15	4 10	9 00	6 45
—	1 00	5 40	1 19	9 35	Ar Tacoma... Lv	1 07	3 15	8 00	5 20
—	6 45	9 15	4 35	1 50	Ar Portland... Lv	9 00	12 01	4 30	11 30
—	15 Daily	9 Daily	11 Daily	19 Daily	<b>Southern Pacific</b>	16 Daily	12 Daily	10 Daily	20 Daily
—	9 50	7 45	4 50	8 45	Lv Portland Tbl. 92 Ar	7 40	11 30	11 15	8 00
—	7 27	10 45	10 50	7 40	Ar Oakland Pier... Lv	7 47	5 35	8 10	7 05
—	7 55	11 15	11 20	8 15	Ar San Francisco... Lv	7 20	5 00	7 45	6 30
—	08 45	10 55	9 55	7 25	Ar Los Angeles... Lv	07 30	07 50	07 50	7 50

Conditional stop. See Tables 4 and 5. \*Stops June 15th thru Sept. 15th.  
 San Joaquin Daylight via Valley Line change at Martinez.  
 Daily, except Sunday. Direct train via Sacramento and Valley Line.

### ST. PAUL-MINNEAPOLIS, MINOT-WILLISTON

West—Read Down			East—Read Up		
Example by days	9 Daily PM	Central Time	10 Daily AM	Example by days	
Monday	9 00	Lv St. Paul... Ar	7 40	Wednesday	
Monday	9 55	" Minneapolis... Ar	7 05	Wednesday	
Tuesday	12 45	" Willmar... Ar	3 40	Wednesday	
Tuesday	6 00	Ar Fargo... Lv	10 45	Tuesday	
Tuesday	6 20	Lv Fargo... Ar	10 25	Tuesday	
Tuesday	8 25	Ar Grand Forks... Table 3 Lv	7 55	Tuesday	
Monday	35 Ex. Sun.	Lv Duluth... Ar	7 15	Wednesday	
Tuesday	9 30	Ar Grand Forks... Table 16 Lv	10 45	Tuesday	
Tuesday	7 00	—	—	—	
Tuesday	9 Daily	Lv Grand Forks... Ar	7 35	Tuesday	
Tuesday	8 45	Ar Minot... Lv	1 30	Tuesday	
Tuesday	3 35	Lv Minot... Ar	012 01	Tuesday	
Tuesday	4 10	Ar Williston... Table 4 Lv	6 15	Tuesday	
Tuesday	8 30	—	—	—	

Daily except Sunday between Minot and Williston. See footnote ① page 27.

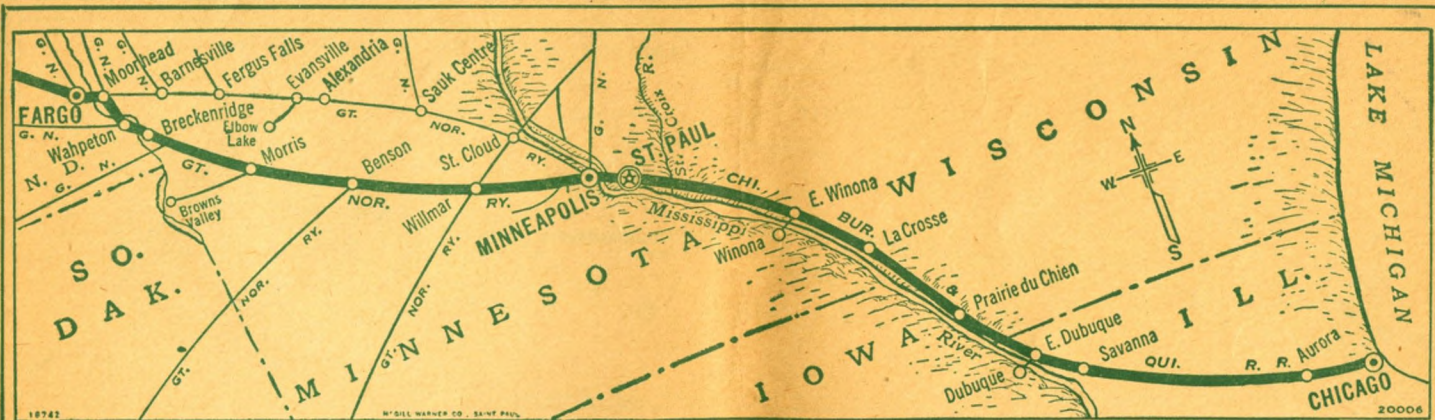
### THE WINNIPEG LIMITED—ST. PAUL-MINNEAPOLIS-WINNIPEG

North—Read Down			South—Read Up		
Example by days	7 Daily PM	Central Time	8 Daily AM	Example by days	
Sunday	8 00	Lv St. Paul... Table 13 Ar	8 00	Monday	
Sunday	8 30	" Minneapolis... Lv	7 35	Monday	
Sunday	9 55	" St. Cloud... Ar	6 00	Monday	
Sunday	11 23	" Alexandria... Ar	4 12	Monday	
Monday	12 27	" Fergus Falls... Ar	3 00	Monday	
Monday	3 30	" Crookston... Ar	11 59	Sunday	
Monday	5 45	Ar Noyes... Ar	9 45	Sunday	
Monday	8 00	Ar Winnipeg... Lv	7 30	Sunday	

Train No. 7 to Winnipeg and Western Canada connects in St. Paul with Westbound Empire Builder arriving from Chicago at 7:45 pm.  
 Train No. 8 connects in St. Paul with the Morning Zephyr or the Hiawatha to Chicago and connections East.

### ST. LOUIS, KANSAS CITY, OMAHA, DENVER AND SPOKANE, SEATTLE, TACOMA, PORTLAND

West—Read Down			East—Read Up			
Example By Days	Wab. AM	43 Daily PM	Central Time	42 Daily PM	Mo. Pac. PM	Example By Days
Tue.	9 10	—	Lv St. Louis... Ar	—	10 05 W	Thur
Tue.	2 30	—	Ar Kansas City... Lv	—	4 00 W	Wed
Tue.	—	6 30	<b>Burlington Route</b> Lv Kansas City... Ar	1 20	—	Wed
Tue.	—	8 17	Lv St. Joseph... Ar	11 45	—	Wed
Tue.	—	11 20	Ar Lincoln... Lv	7 30	—	Wed
Tue.	—	12 45	Lv Chicago... Ar	8 45	—	Wed
Tue.	—	9 25	Ar Omaha... Ar	11 59	—	Wed
Tue.	—	10 30	Ar Lincoln... Lv	11 00	—	Wed
Tue.	—	12 05	Lv Lincoln... Ar	7 00	—	Wed
Wed.	—	8 45	Mountain Time Ar Billings... Lv	8 00	—	Tue
Tues.	8 15	—	<b>Mountain Time</b> Lv Denver via Wendover... Ar	—	30 Daily	7 15 Wed
Wed.	6 15	—	Ar Billings... Table 10 Lv	—	—	8 45 Tues
Wednesday	11 30	—	<b>Great Northern Ry.</b> Lv Billings... Tables 10-11 Ar	6 30	—	Tuesday
Thursday	6 35	—	Ar Great Falls... Lv	11 45	—	Monday
Thursday	10 05	—	Ar Shelby... Lv	8 30	—	Monday
Thursday	3 Daily	—	Lv Shelby... Table 5 Ar	4 Daily	—	Monday
Thursday	10 30	—	Ar Glacier Park... Lv	8 10	—	Monday
Thursday	12 25	—	" Belton... Ar	6 30	—	Monday
Thursday	9 10	—	Ar Columbia Falls... Lv	4 40	—	Monday
Thursday	2 38	—	Ar Whitefish... Lv	4 15	—	Monday
Thursday	2 55	—	—	3 55	—	Monday
Thursday	245 Daily	—	Lv Columbia Falls... Table 62 Ar	248 Daily	—	Monday
Thursday	2 38	—	Ar Kalispell... Lv	4 10	—	Monday
Thursday	3 08	—	—	3 40	—	Monday
Thursday	3 Daily	—	Lv Whitefish... Ar	4 Daily	—	Monday
Thursday	3 05	—	<b>Pacific Time</b>	3 45	—	Monday
Thursday	9 15	—	Ar Spokane... Tables 7-8 Lv	8 05	—	Monday
Friday	6 28	—	" Everett... Ar	11 30	—	Sunday
Friday	7 30	—	" Seattle... Ar	10 30	—	Sunday
Friday	9 25	—	" Tacoma... Ar	8 00	—	Sunday
Friday	6 50	—	" Portland (S. P. & S.) Tbl. 78 Ar	9 00	—	Sunday
Friday	360 Daily	—	<b>Pacific Time</b>	355 Daily	—	Sunday
Friday	8 15	—	Lv Seattle... Table 90 Ar	9 20	—	Sunday
Friday	9 17	—	Ar Everett... Ar	8 24	—	Sunday
Friday	10 58	—	Ar Bellingham... Lv	6 54	—	Sunday
Friday	12 45	—	Ar Vancouver, B. C... Lv	5 00	—	Sunday
Friday	4 45	—	Via C. P. R. Steamer	—	—	Sunday
Friday	9 45	—	Ar Seattle... Ar	2 45	—	Sunday
Friday	—	—	Ar Victoria... Ar	9 30	—	Sunday



CHICAGO, TWIN CITIES AND PACIFIC NORTHWEST

Westbound—Read Down

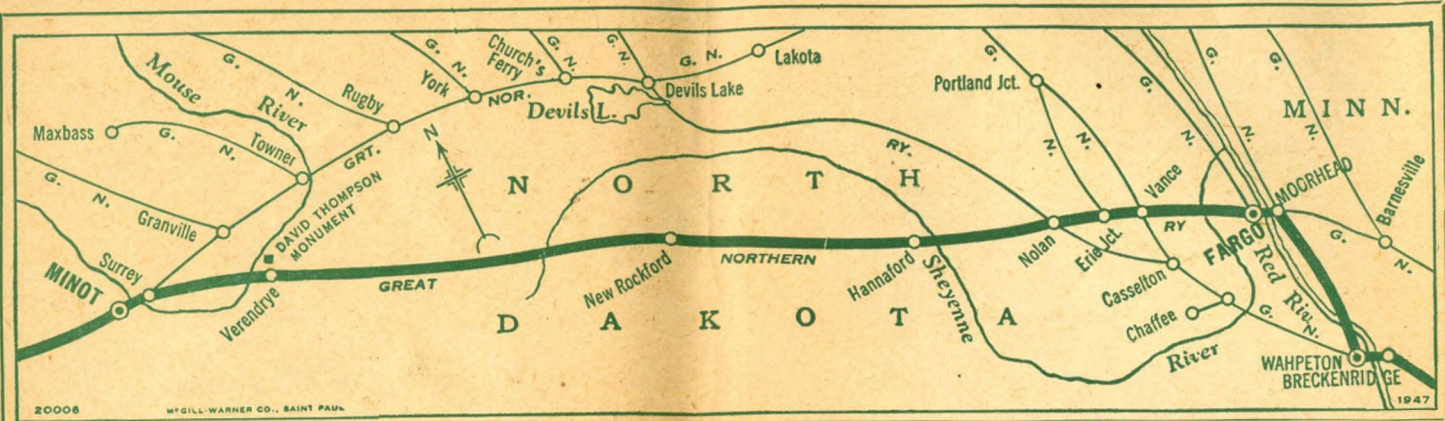
Eastbound—Read Up

Red Riv. Limited 29 Daily	Fast Mail 27 Daily	Alexandrian 11 Daily	The Dakotan 9 Daily	W'p'g Limited 7 Daily	Oriental Limited 3 Daily	Empire Builder 1 Daily	G. N. Miles from St. Paul	TABLE 1 Central Time		G. N. Miles from Seattle	Empire Builder 2 Daily	Oriental Limited 4 Daily	W'p'g Limited 8 Daily	The Dakotan 10 Daily	Alexandrian 12 Daily	Fast Mail 28 Daily	Red Riv. Limited 30 Daily
<p><b>Burlington Route</b></p> <p>Chicago (Union Station)..... C. T. Ar 427 2 00 8 35                      Aurora..... 389 1 18 7 41                      Savanna..... 282 11 30 4 49                      East Dubuque..... 243 10 50 4 10                      La Crosse..... 130 9 17 1 58                      Winona..... 100 8 55 1 25                      St. Paul (Union Station)..... Lv 0 7 15 11 30 PM</p> <p><b>Great Northern Ry.</b></p> <p>St. Paul (State Capitol)..... Ar 1778 7 00 10 30                      Minneapolis (G. N. Station)..... Lv 1773 6 35 10 05                      Minneapolis (Flour Mills)..... Lv 1773 6 30 10 00                      Wayzata 17 (Lake Minnetonka)..... Lv 1760 9 21                      Long Lake..... 1757                      Maple Plain (Lake Independence)..... 1753                      Delano (Crow River)..... 1746                      Montrose..... 1739                      Waverly (Lake Waverly)..... 1736                      Howard Lake..... 1731                      Cokato..... 1725                      Dassel (Spring Lake)..... 1719                      Darwin (Lake Darwin)..... 1714                      Litchfield (Indian Outbreak, Aug. 17, 1862)..... 1708 8 15                      Grove City..... 1700                      Atwater..... 1695                      Kandiyohi..... 1688                      Willmar 22, 30..... Lv 1682 4 47 7 40                      Willmar..... Ar 1682 4 47 7 33                      Penock..... 1675                      Kerkhoven..... 1668                      Murdock..... 1659                      De Graf..... 1651 6 58                      Benson 23 (Chippewa River, Co. Seat)..... 1646 6 30                      Hancock..... 1635                      Morris 26 (State Agri. Experimental Farm)..... 1626 6 30                      Herculano..... 1618                      Herman..... 1608                      Norcross..... 1603                      Charlesville..... 1596                      Tintah..... 1591                      Campbell 29..... 1584                      Doran..... 1577                      Breckenridge 2, 29, 33 (Red River)..... Lv 1569 3 02 5 30</p>																	
<p>For connections with other lines trains at Chicago, St. Paul and Minneapolis, see pages 34, 35, 36, 37.</p> <p>For connections with other lines trains east and south at Minneapolis, St. Paul and Chicago, see pages 34, 35, 36, 37.</p>																	
PM	AM	AM	PM	PM	AM	AM					PM	AM	AM	PM	AM	AM	PM
10 00	e 9 30	8 30	9 00	8 00	9 10	8 15	0										
10 26	e 9 55	8 53	9 25	8 25	9 35	8 40	11										
10 50	e 10 03	8 58	9 55	8 30	9 40	8 45	11										
			10 17		h 10 00		24										
			f 10 23				27										
			10 29				31										
			10 41				38										
			10 56				45										
			f 10 56				48										
			11 06				53										
			11 17				59										
			f 11 35				65										
			11 43				76										
			12 05				84										
			f 12 13				96										
			12 21				109										
			12 30				102										
			12 45				109										
			1 06				116										
			1 14				121										
			1 22				125										
			1 42				133										
			1 51				138										
			2 07				149										
			2 35				158										
			3 06				166										
			3 15				176										
			3 40				181										
			f 3 55				188										
			f 4 10				193										
			4 30				200										
							207										
							215										
PM	PM	AM	AM	PM	PM	AM					AM	PM	PM	AM	PM	AM	PM

- ③—New Rockford and Willmar mileage via Empire Builder trains; mileage of Oriental Limited trains via Grand Forks 52 miles longer.
- ④—Stop to pick up passengers for St. Paul or beyond.
- ⑤—Stop to pick up passengers for Spokane or beyond.
- ⑥—Stop to discharge passengers from Spokane and beyond.
- ⑦—Stops to discharge revenue passengers from points west of Minneapolis.
- d—Stops to receive revenue passengers for west of Minneapolis.
- e—Carries coach passengers only.
- f—Flag stop for revenue passengers.
- g—Stops to discharge revenue passengers from Fargo and West and to receive revenue passengers destined Chicago and East.
- h—Stops to discharge revenue passengers from Chicago and East and to receive revenue passengers destined Fargo and West.
- ☞—Restaurant, Coffee Shop and Fountain Lunch in Station.
- 🚗—Rail-Auto service available at this point.

Time from 12.01 midnight to 12.00 noon shown in light face type; time from 12.01 noon to 12.00 midnight shown in heavy face type.

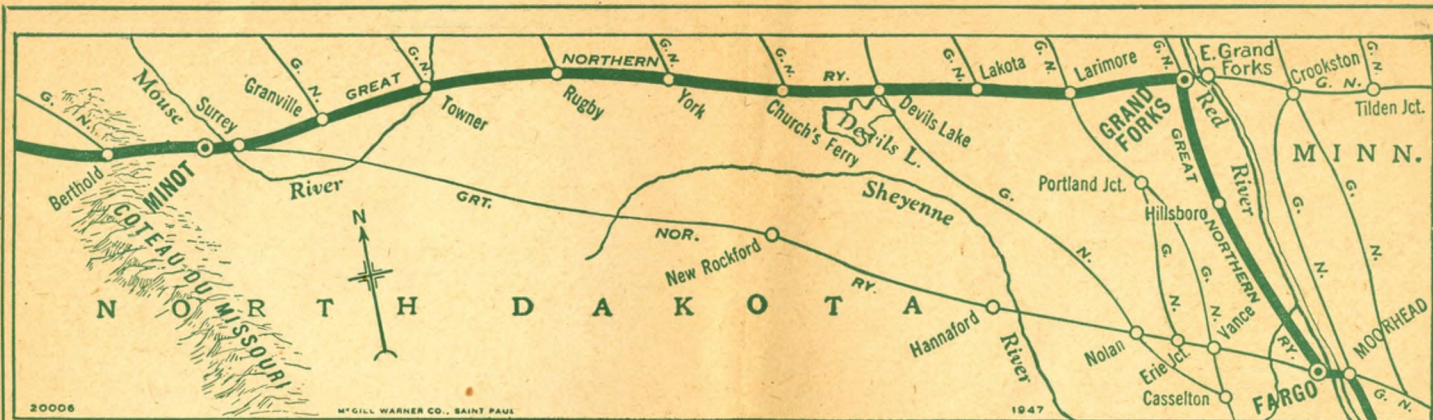
# GREAT NORTHERN RAILWAY



## CHICAGO, TWIN CITIES AND PACIFIC NORTHWEST—Continued.

Westbound—Read Down								Eastbound—Read Up									
		Dakotan	Fast Mail	Alexandrian	Oriental Limited	Empire Builder	G. N. Miles from St. Paul	TABLE 2 Central Time									
		9 Daily	27 Daily	11 Daily	3 Daily	1 Daily		G. N. Miles from Seattle	Empire Builder	Oriental Limited	Alexandrian	Fast Mail	Dakotan				
AM	AM	AM	PM	PM	PM	AM	215	Lv Breckenridge, Minn.	Ar 1569	AM 3 02	PM 5 25	AM	PM	AM	PM		
		4 35	e 1 52		2 03	12 05	215	Minn.-Nor. Dak. State Line				e 8 37	12 38				
		4 40		From Twin Cities via St. Cloud see table 12	2 05		216	Wapeton, N. D. 33 (N. D. School of Science)	Lv 1568		5 21		12 27				
							222	Minn.-Nor. Dak. State Line	" 1562								
		f 4 52					224	Brushvale, Minn.	" 1560				f 11 57				
		f 5 02					229	Kent	" 1555				f 11 48				
		f 5 16					238	Wolverton	" 1546				f 11 35				
		f 5 26					245	Comstock	" 1539				f 11 24				
		f 5 36					250	Rustad	" 1534				f 11 16				
		5 55		3 03	3 10		256	Finkle (Minn. Teachers' Training School)	" 1528		4 13	9 04 e	7 30	10 55			
		6 00	e 3 00	3 08	3 15	1 01	260	Moorhead 12 (Minn.-Nor. Dak. State Line)	" 1524								
							262	Fargo 3, 12, 35	Lv 1522	2 04	4 05	9 00 e	7 20	10 45			
209 Ex. Sun.	199 Ex. Sun.		e 3 10		3 25	1 06	262	Fargo (State Agricultural College)	Ar 1522	1 59	3 55		7 05	10 25	200 Ex. Sun.	210 Ex. Sun.	
f 7 45	f 7 55	6 20					268	Pinkham	Lv 1516					7 00	f 9 10		
f 7 58	f 8 08						274	Prosper	" 1510					f 6 30	f 8 55		
f 8 05							278	Newman	" 1506					f 6 15	f 8 44		
8 15	f 8 30						284	Vance	" 1500						f 8 35	8 25	
8 45								Casselton 35						5 50	5 30		
Ar 9 45	f 8 38						290	Mason	" 1494							f 8 11	
	9 01						302	Nolan 35	" 1482						4 20	7 45	
	9 12						309	Walden (Maple River)	" 1475						4 11		
	9 25						314	Pillsbury	" 1470						3 51		
	9 40						322	Luverne (Sheyenne River, Drains to Karnak, Hudson Bay)	" 1462						3 30		From Devils Lake see table 35
	9 52	Via Grand Forks see table 3					328	Hannaford	" 1456						3 10		
	10 10						334	Revere	" 1450			e 5 35			2 55		
	10 25						342	Sutton	" 1442						2 30		
	10 37						348	Glenfield	" 1436						2 20		
	10 50						355	Juanita	" 1429						2 00		
	11 02						361	Grace City	" 1423						1 40		
	11 15						368	Brantford	" 1416						1 25		
	11 27						374	Dundas	" 1410						1 10		
	f 11 35						380	New Rockford (James River, Drains to Gulf of Mexico)	Lv 1398	11 48		e 4 30			f 12 55		
	11 50		e 5 30			3 06	386	Munster	Ar 1398	11 48		e 4 25			12 40		
	1 00		5 33				393	Bremen	" 1391						11 05		
	f 1 15						398	Hamburgs	" 1386						f 10 45		
	1 32						404	Heimdal	" 1380						10 32		
	1 48						410	Wellsburg (Sheyenne River, Drains to Hudson Bay)	" 1373						10 14		
	2 05						417	Selz	" 1367						9 56		
	2 25						423	Clifton	" 1361						9 38		
	2 45						430	Aylmer	" 1354						9 20		
	3 05						439	Norfolk	" 1345						9 01		
	3 28						444	Guthrie	" 1340						8 45		
	f 3 38						448	Rangeley	" 1336						f 8 13		
	3 49						454	Karlsruhe	" 1330						8 05		
	4 02						461	Verendrye (David Thompson Monument)	" 1323						7 48		
	4 22						467	Simcoe	" 1317						7 37		
	4 45						473	Genoa	" 1311						7 20		
	5 05						480	Surrey	Ar 1304						f 6 47		
	f 5 25						487	Minot 3 (Lignite Mines)	Lv 1289	10 10 PM	8 55 AM		e 9 25 PM	1 30 PM	6 35		
	6 30	3 35 PM	e 7 25 PM		10 45 PM	4 50 AM	495							6 15			

e—Carries coach passengers only. f—Flag stop for revenue passengers. \*—Newsstand and Lunch Room in station.



## CHICAGO, TWIN CITIES AND PACIFIC NORTHWEST—Continued.

Westbound—Read Down				Eastbound—Read Up									
		Dakotan	Oriental Limited	Empire Builder	Miles from St. Paul			Miles from Seattle	Empire Builder	Oriental Limited	Dakotan		
		9 Daily	3 Daily	1 Daily				2 Daily	4 Daily	10 Daily			
		AM 6 20	PM 3 25	AM 1 06	262	Lv Fargo (State Agricultural College).....	Ar	1574	AM 1 59	PM 3 55	PM 10 25		
		6 33	a		270	" Harwood 12.....	Lv	1566			10 09		
		6 42	a		276	" Argusville 12.....	"	1560			9 49		
		6 52	a		282	" Gardner 12.....	"	1554			9 38		
		7 01	a		289	" Grandin.....	"	1547			f 9 38		
		7 10	a		295	" Kelso 12.....	"	1541			f 9 18		
		7 22	a	4 24	301	" Hillsboro 12 (County Seat).....	"	1535	2 56		9 18		
		7 34	a		308	" Cummings 12.....	"	1528			9 03		
		7 44	a		314	" Buxton 12.....	"	1522			8 52		
		7 52	a		319	" Reynolds 12.....	"	1517			8 42		
		8 03	a		327	" Thompson 12.....	"	1509			8 30		
	Local	f 8 11	a		331	" Merrifield 12.....	"	1505			f 8 20	Local	Local
	201 Ex. Sun.	8 25	a		338	" University 12.....	"	1498				206 Ex. Sun.	202 Ex. Sun.
			5 15		340	Ar Grand Forks 12, 13, 16, 38, 40, 41.....	Lv	1496		1 55	7 55		
					340	Lv Grand Forks (Red River Valley).....	Ar	1496		1 45	7 35	PM 6 55	PM 12 55
					342	" University (University of N. D.).....	Lv	1494					
					347	" Powell.....	"	1489				f 6 44	f 12 44
					351	" Ojata.....	"	1485					
					356	" Emerado.....	"	1480				6 30	f 12 28
					362	" Arvillora.....	"	1474				6 21	f 12 17
					368	" Larimore 33, 41.....	"	1468			6 55	6 11	12 05
					375	" Shawnee.....	"	1461		f 6 41	6 31	PM	PM
					381	" Niagara.....	"	1455		6 41	6 19		
					388	" Petersburg.....	"	1448		6 19	6 08	212 Ex. Sun.	From B'kridge Table 33
					394	" Michigan.....	"	1442		6 19	6 08		
					398	" Mapes.....	"	1438		6 19	5 58		
					404	" Lakota 42 (County Seat).....	"	1432	12 17	5 48	Ar 10 20		
					408	" Bartlett.....	"	1428		5 36	10 06		
					413	" Doyon.....	"	1423		5 28	9 56		
					418	" Cray.....	"	1418		5 18	9 46		
					423	" Keith..... (Sullys Hill National Game Preserve).....	Ar	1413		f 5 08	f 9 35		
					429	Lv Devils Lake 35, 43, 45.....	Lv	1407	11 42	4 58	Lv 9 25	AM Ar 10 35	
					429	Lv Devils Lake..... (Fort Totten, est. 1862).....	Ar	1407	11 42	4 58		f 10 21	
					436	" Grand Harbor.....	Lv	1400		f 4 40		10 10	
					442	" Penn.....	"	1394		4 31			
					448	" Church's Ferry 45 (Lake Irvin).....	"	1388		4 21		No. 207 to Sarles Table 42.	
					455	" Niles.....	"	1381		f 4 10			
					459	" Leeds.....	"	1377		4 03			
					465	" York 46.....	"	1371		3 52			
					471	" Knox.....	"	1365		3 41			
					477	" Pleasant Lake..... (Last great round-up of the Vigilantes).....	"	1359		3 33			
					481	" Fero..... (County Seat).....	"	1355		f 3 27			
					486	" Rugby 47..... (Center of North America).....	"	1350	10 21	3 20			
					491	" Tunbridge.....	"	1345		3 05			
					497	" Berwick.....	"	1339		2 56			
					505	" Towner 48 (Mouse River, Co. Seat).....	"	1331		f 9 53	2 46		
					513	" Denbigh.....	"	1323		f 2 31	2 14		
					526	" Granville 49 (Buffalo Lodge Lake).....	"	1310			2 14		
					532	" Norwich.....	"	1304			1 57		
					540	" Surrey.....	"	1296			1 46		
					547	Ar Minot 2..... (N. D. Teachers Training School).....	Lv	1289	10 10 PM	8 55 AM	1 30 PM		

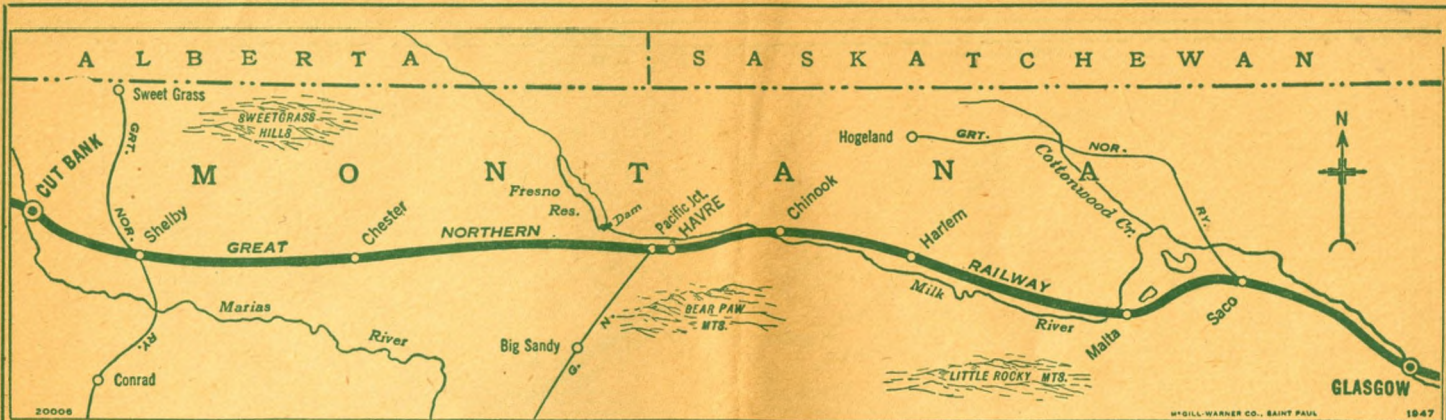
f—Flag stop for revenue passengers.  
 ©—Miles via Willmar and Grand Forks.

a—Stop to receive revenue passengers for points West of Williston where No. 3 is scheduled to stop.  
 b—Stops on flag to receive revenue passengers for points West of Larimore.

Time from 12.01 midnight to 12.00 noon shown in light face type; time from 12.01 midnight shown in heavy face type.



# GREAT NORTHERN RAILWAY



## CHICAGO, TWIN CITIES AND PACIFIC NORTHWEST—Continued.

Westbound—Read Down						Eastbound—Read Up					
	Fast Mail 27 Daily	Local 223 Ex. Sun.	Oriental Limited 3 Daily	Empire Builder 1 Daily	Miles from St. Paul	TABLE Mountain Time 5					
	AM 12 10	PM 12 18	AM 4 30	AM 9 10		Miles from Seattle	Empire Builder 2 Daily	Oriental Limited 4 Daily	Local 224 Ex. Sun.	Fast Mail 28 Daily	
	e 12 25	f 12 18	① 4 30	j 9 10	771	Lv	1013	h 3 45	AM 2 40	AM 6 15	
		f 12 30			776	" Paisley . . . . . (Ft. Peck Dam)	1008		f 2 30		
		12 40			783	" Tampico . . . . .	1001		f 2 19		
		12 55	a 5 04		788	" Vandalia . . . . .	996		2 10		
	f 1 10				797	" Hinsdale . . . . .	987	b 12 59	f 1 57		
	1 30		f 5 20		805	" Beaverton . . . . .	979		f 1 40		
	f 1 45				810	" Saco 55 . . . . .	974	f 12 43	1 30	e 5 20	
	2 00				817	" Ashfield . . . . .	967		f 1 15		
	f 2 10				824	" Bowdoin . . . . . (Lake Bowdoin)	960		1 05		
	2 31		f 5 55		831	" Strater . . . . .	953		12 55		
	f 2 40				837	" Malta . . . . . (County Seat)	947	f 12 15	12 45	e 4 46	
	2 48				842	" Exeter . . . . .	942		12 25		
	3 02		a 6 22		846	" Wagner . . . . .	938		12 19		
	f 3 10				854	" Dodson . . . . . (Milk River Irrig'n	930	b 11 57	12 09		
	f 3 16				860	" Servant . . . . . Prof. Storage	924		12 01		
	3 24				864	" Coburg . . . . . Reservoir	920		f 11 55		
	f 3 33				870	" Savoy . . . . .	914		11 48		
	3 47		a 7 00		876	" Matador . . . . .	908		f 11 40		
	f 3 56				881	" Harlem . . . . . (Ft. Belknap Ind. Agcy.)	903	b 11 27	11 33	e 3 50	
	4 05				888	" Fort Belknap . . . . .	896		f 11 17		
	f 4 10				893	" Zurich . . . . .	891		10 58		
	4 25		f 7 27		897	" North Fork . . . . .	887		f 10 54		
	f 4 31				903	" Chinook . . . . . (Chief Joseph de-	881	f 11 04	10 48	e 3 25	
	f 4 36				907	" Adams . . . . . feated in last Indian	877		f 10 43		
	4 47				911	" Lohman . . . . . Uprising 1877)	873		10 38		
	5 00		k 8 00	k 12 05	917	" Toledo . . . . .	867		f 10 30		
			8 10	12 05	924	Ar	860	k 12 55	k 10 40	e 2 50	
					924	Lv	860	12 55	10 25	e 2 35	
					928	" Pacific Junc. . . . . boine 7 miles s. w.)	856			e 2 27	
					934	" Burnham . . . . .	850		f 2 16		
					939	" Fresno . . . . .	845		f 2 09		
	e f 4 02				944	" Kremlin . . . . .	840		f 2 02		
	e f 4 12				944	" Gildford . . . . .	830		f 1 45		
	e f 4 30				960	" Hingham . . . . .	824		f 1 34		
	e f 4 41				966	" Rudyard . . . . .	818		f 1 23		
	e f 4 52				972	" Inverness . . . . .	812		f 1 12		
	e f 4 58				976	" Joplin . . . . .	808		f 1 06		
					979	" Buelow . . . . .	805		f 1 01		
	e 5 15		f 9 30		986	" Chester . . . . . (County Seat)	798	f 9 07			
					991	" Tiber . . . . .	793		f 1 49		
	e f 5 36				999	" Lothair . . . . . (Sweet Grass Hills North)	785		f 1 29		
	e f 5 46				1005	" Galata . . . . .	779		f 1 20		
	e f 5 57				1011	" Devon . . . . . (First view Rocky Mountain)	773		f 1 09		
	e f 6 11				1020	" Dunkirk . . . . .	764		f 1 02		
	e 6 35		10 30	2 10	1029	Ar	755	10 45	8 10	f 1 55	
	e 6 35		10 30	2 10	1029	Lv	755	10 45	8 10	11 40	
	e f 6 53				1042	" Shelby 11, 59 . . . . . (County Seat)	749			f 1 20	
					1050	" Ethridge . . . . . (Oil fields north)	734				
	e 7 15		11 05	c 2 45	1053	" Baltic . . . . .	734				
	AM	PM	AM	PM		" Cut Bank . . . . . (County Seat) (The heart of New Oil Fields)	731	d 10 16	7 38	11 04	
			AM	PM				AM	AM	PM	

†News stand in G. N. Ry. station serves sandwiches and coffee.  
 a—Stops to receive revenue passengers for point Great Falls and South thereof, and West of Havre, where No. 3 is scheduled to stop, and to discharge revenue passengers from the Twin Cities and beyond. b—Stops to discharge revenue passengers from Great Falls and South thereof, and from West of Havre, and to receive revenue passengers for Twin Cities and beyond. c—Stops to discharge revenue passengers from Williston and East, and to receive revenue passengers for Spokane and West. d—Stops to discharge revenue passengers from Spokane and West, and to receive revenue passengers for Williston and East.  
 e—Carries coach passengers only. f—Flag stop for revenue passengers.  
 h—Stops to discharge revenue passengers from Spokane and West, and to receive revenue passengers for Minot and East. j—Stops to discharge revenue passengers from Minot and East, and to receive revenue passengers for Spokane and West. k—See Table 56 for train connections to and from Great Falls, Helena and Butte. l—Daily except Sunday bus service is maintained between Glasgow and Fort Peck Dam. Leave Glasgow 7.00 am and 4.00 pm. Leave Fort Peck 8.00 am and 4.45 pm.

# GREAT NORTHERN RAILWAY



## CHICAGO, TWIN CITIES AND PACIFIC NORTHWEST—Continued.

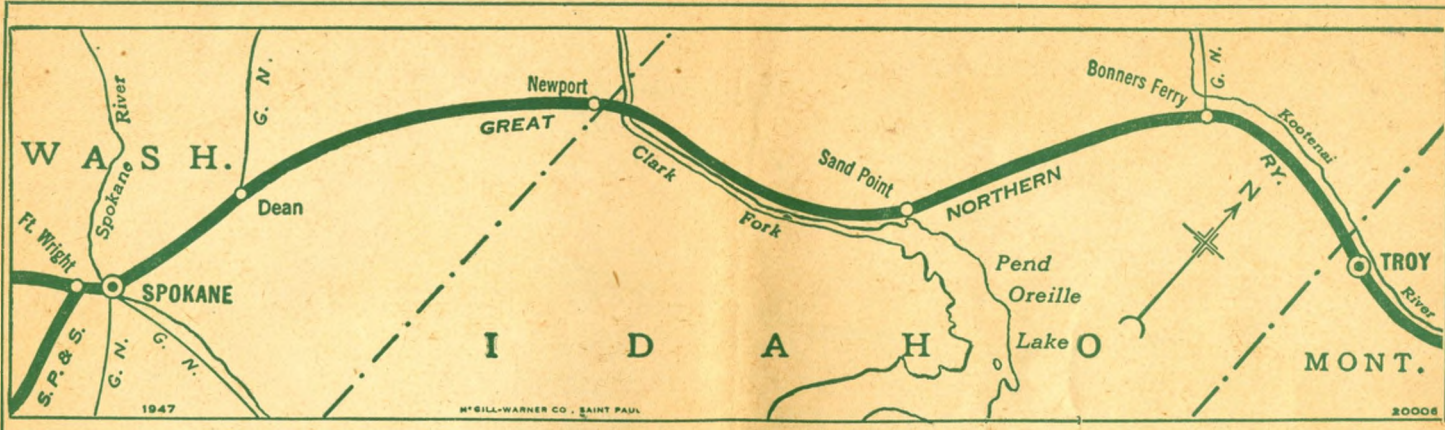
Westbound—Read Down					TABLE 6 Mountain Time				Eastbound—Read Up				
	Fast Mail 27 Daily	Oriental Limited 3 Daily	Empire Builder 1 Daily	Miles from St. Paul		Miles from Seattle	Empire Builder 2 Daily	Oriental Limited 4 Daily	Fast Mail 28 Daily				
	AM 7 15	AM 11 05	PM 2 45	1053	Lv Cut Bank	Ar 731	AM 10 16	PM 7 38	PM 11 04				
				1059	" Gunsight	Lv 725			e 11 53				
				1063	" Sundance	" 721			e 11 48				
				1068	" Fort Piegan	" 716			e 11 42				
				1073	" Meriwether (Lewis Monument)	" 711			e 11 36				
	ef 7 55			1079	" Blackfoot (Chief Mtn. to northwest)	" 705			e 11 30				
	e 8 11	c 11 58		1087	" Browning (Blackfeet Indian Agency)	" 697		d 6 55	e 10 20				
				1092	" Triple Divide	" 692			e 10 08				
	ef 8 39	1c 1225		1095	" Spotted Robe	" 689			e 10 01				
				1100	" Glacier Park 11 (Glacier Park Hotel)	" 684		1d 6 30	ef 9 50				
				1103	" Bison	" 681			ef 9 41				
	ef 9 16			1106	" Rising Wolf	" 678			ef 9 35				
				1112	" Summit (Continental Divide, John F. Stevens Statue)	" 672			ef 9 25				
				1119	" Blacktail (Horseshoe Curve)	" 665			ef 9 05				
				1122	" Singleshot	" 662			ef 8 55				
	e 9 51			1126	" Nimrod (Flathead Riv.)	" 658			ef 8 45				
				1130	" Essex (Scalplock Mtn.)	" 654			e 8 35				
				1136	" Pinnacle (Mt. St. Nicholas 9,385 ft.)	" 648			e 8 25				
				1141	" Hidden Lake (Double Mtn.)	" 643			ef 8 16				
	ef 10 18			1146	" Red Eagle	" 638			ef 8 06				
	ef 10 37	1c 2 10		1157	" Belton 11 (Belton Gateway) (Lake McDonald Hotel)	" 627		1d 4 40	ef 7 47				
				1165	" Coram (Flathead River) (Site of Hungry Horse Dam)	" 619			ef 7 33				
				1172	" Columbia Falls 62	Lv 612			4 15				
	249 Daily	247 Daily	243 Daily	245 Daily				248 Daily	250 Daily	244 Daily	246 Daily		
	8 01	4 20	12 01	2 38	1172	Lv Columbia Falls 62	Ar 612	4 10	6 05	10 05	2 30		
	8 31	4 50	12 31	3 08	1186	Ar Kalispell (Flathead Lake)	Lv 626	3 40	5 35	9 35	2 00		
	251 Daily	241 Daily	27 Daily	3 Daily				4 Daily	28 Daily	242 Daily	252 Daily		
	6 20	10 20		2 38	1172	Lv Columbia Falls 62	" 612	4 15		11 55	7 35		
	f 6 28	f 10 28			1175	" Half Moon	" 609			f 11 47	f 7 27		
	6 40	10 40			1180	Ar Whitefish (Whitefish Lake)	Lv 604	6 55	3 55	11 35	7 15		
					1180	Lv Whitefish 11, 62	Ar 599	6 55	3 45				
	e 11 15	2 55	6 15	1180	" Vista	" 593			e 6 55				
	e 11 20	3 05	6 15	1185	" Lupfer	" 587			ef 6 45				
	ef 11 31			1191	" Olney	" 581			ef 6 34				
	ef 11 39			1203	" Radnor	" 574			ef 6 15				
	ef 11 48			1210	" Stryker (Stillwater River)	" 568			ef 6 03				
	ef 11 57			1216	" Frego (Wolf Mountains)	" 564			ef 5 50				
	ef 12 08			1226	" Tortine (State Fish Hatchery)	" 558			ef 5 40				
	ef 12 17			1232	" Tobacco	" 552			ef 5 29				
	ef 12 25			1232	" Eureka (Tobacco River)	" 552			ef 5 17				
	ef 12 33			1241	" Rexford	" 543			f 5 05				
	ef 12 44	f 4 28						f 5 05	e 5 05				
	e 12 57							e 4 40	c 4 40				
	PM	AM	PM	PM			AM	PM	PM	AM	PM		

a—Stops to discharge revenue passengers from Williston and East, and to receive revenue passengers for scheduled stops Spokane and West.  
 b—Stops to discharge revenue passengers from Spokane and West, and to receive revenue passengers for scheduled stops Williston and East.

c—Stops to receive revenue passengers for scheduled stops Spokane and West, and to discharge revenue passengers from points South of Shelby and East of Williston.  
 d—Stops to discharge revenue passengers from Spokane and West, and to receive revenue passengers for scheduled stops East of Havre or points South of Shelby.

e—Carries coach passengers only.  
 f—Flag stops for revenue passengers.  
 1—Trains 3 and 4 stop at Glacier Park and Belton during the Park hotel season June 15th through September 15th.



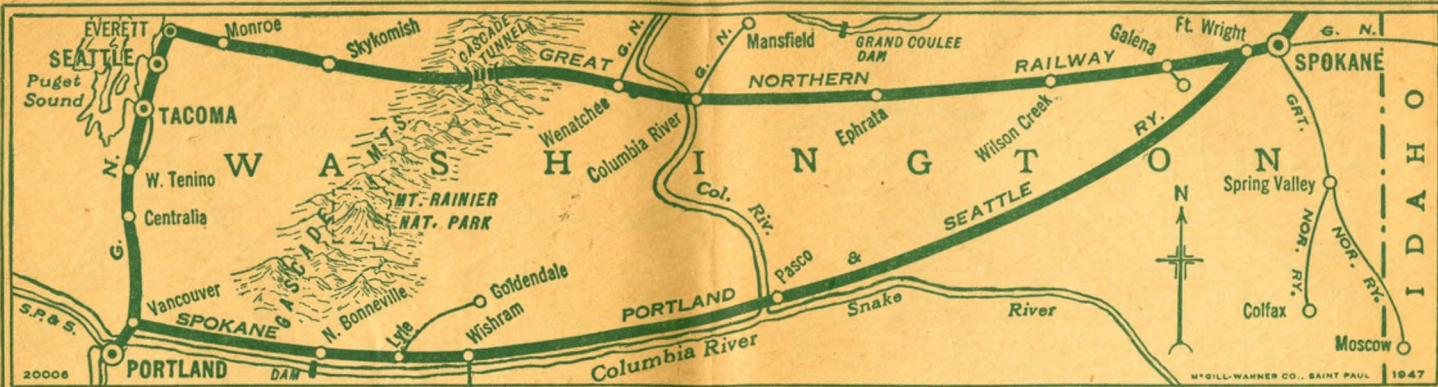


CHICAGO, TWIN CITIES AND PACIFIC NORTHWEST—Continued.

Westbound—Read Down					Eastbound—Read Up				
STATION MAIL BOXES For Your Convenience Listed below are stations where U. S. mail (drop letter) boxes are conveniently located. Each passing mail train picks up mail from these boxes. Stations starred (*) have separate boxes for east and westbound mail.	Fast Mail	Oriental Limited	Empire Builder	Miles from St. Paul	TABLE 7 Mountain Time				
	27 Daily	3 Daily	1 Daily		Miles from Seattle	Empire Builder	Oriental Limited	Fast Mail	
	PM	PM	PM			2 Daily	4 Daily	28 Daily	
Ada, Minn.	e 12 57			1941	Lv Rexford				
Alexandria, Minn.	ef 1 12			1952	" Stonehill			e 4 40	
*Bellingham, Wash.	ef 1 27			1963	" Ural			ef 4 30	
*Billings, Mont.	ef 1 40			1968	" Volcour			ef 4 02	
*Breckenridge, Minn.	ef 1 46			1979	" Yarnell			ef 3 55	
Conrad, Mont.	ef 1 52			1976	" Jennings (Fisher River)			ef 3 45	
Crookston, Minn.	ef 2 07			1983	" Ripley			ef 3 40	
Deer River, Minn.	ef 2 16			1989	" Libby (Ft. Kootenay 1811)			ef 3 29	
*Devils Lake, N. D.	e 2 30	f 5 57		1996	" Kootenai Falls		f 1 05	ef 3 20	
*Everett, Wash.				1307	Ar Troy (Silver Mines)			ef 3 10	
(On Upper Level)				1314	" "			ef 2 48	
(On Lower Level)	e 3 00	6 25	9 15	1314	Ar Troy (Silver Mines)		12 40	e 2 35	
*Fargo, N. D.						3 55			
*Fergus Falls, Minn.	ef 3 14			1350					
*Glacier Park, Mont.	ef 3 25			1357					
(In Park Season)	ef 3 37			1364					
Grafton, N. D.	ef 3 48			1371					
*Grand Forks, N. D.	e 4 00	f 7 15		1379					
Grand Rapids, Minn.	ef 4 05			1382					
Great Falls, Mont.	ef 4 13			1388					
Grenora, N. D.	ef 4 21			1393					
Hallock, Minn.	ef 4 28			1397					
Havre, Mont.	e 4 35	a 7 45		1401					
Litchfield, Minn.									
*Minot, N. D.	e 4 50	f 7 55		1408					
Moorhead, Minn.	ef 4 55			1411					
*New Rockford, N. D.	ef 5 02			1415					
St. Cloud, Minn.	ef 5 13			1422					
Seattle, Wash.	ef 5 18			1425					
*Shelby, Mont.	ef 5 25			1429					
Spokane, Wash.	ef 5 35			1436					
Wahpeton, N. D.	ef 5 41			1440					
Warren, Minn.	ef 5 50			1444					
*Wenatchee, Wash.	e 6 05			1449					
*Whitefish, Mont.	e 6 20	9 15	11 30	1454					
*Williston, N. D.		PM	PM						
Willmar, Minn.									

a—Stops to discharge revenue passengers from Fargo and East.  
 e—Carries coach passengers only.  
 f—Flag stop for revenue passengers.  
 g—Stops to receive revenue passengers for Fargo and East.  
 †—News stand in G. N. Ry. station serves sandwiches and coffee.  
 ⚡—Rail-Auto service available at this point.

# GREAT NORTHERN RAILWAY



## CHICAGO, TWIN CITIES AND PACIFIC NORTHWEST—Continued.

**FREQUENT BUS SERVICE**  
**SPokane—**  
**GRAND COULEE DAM**  
**NORTHWEST**  
**GREYHOUND LINES**  
 Motor Coach Terminal First Ave. and Jefferson Street.  
 Leave Spokane—  
 8:45 am, 10:00am, 6:15 pm.  
 Arrive Coulee Dam—  
 11:50 am, 1:00pm, 10:00 pm.  
 Leave Coulee Dam—  
 9:45 am, 3:00pm, 8:00 pm.  
 Arrive Spokane—  
 12:55 pm, 5:55pm, 11:30 pm.  
 Fare—One way, \$2.60.  
 Round Trip, \$4.70.  
 Plus 15% Federal Tax.

**OKANOGAN VALLEY**  
**BUS LINES**  
 Bus Terminal First Ave. and Stevens Street.  
 .9:00 5:15 Lv Spokane  
 11:30 7:45 Ar Coulee Dam  
 10:15 5:00 Lv Coulee Dam  
 12:45 7:30 Ar Spokane

Westbound—Read Down			
Oriental Limited	Empire Builder	Miles from St. Paul	
3 Daily	1 Daily		
PM 9 30	AM 12 06	1454	Lv Spokane (G. N. Station) 78.
10 43	—	1498	Ar Lamont.
11 34	—	1542	“ Washtucna
1 00	3 00	1603	“ Pasco 78.
f 1 22	—	1604	“ Kennewick.
① —	—	1687	“ Roosevelt.
② 3 37	—	1719	“ Maryhill.
3 50	5 20	1727	“ Wishram 78, 82. (Monument Northdalles.... to Pathfinders
—	—	1740	“ Lyle.... and Pioneers)
f 4 33	—	1748	“ Bingen—White Salmon.
f 4 47	—	1758	“ North Bonneville (Bonneville Dam).
① —	—	1823	“ Vancouver, Wash. (Columbia River) Wash.—Oregon State Line
6 15	7 05	1833	Ar Portland. (Willamette River) (Union Station) 78.
6 50	7 30	1833	

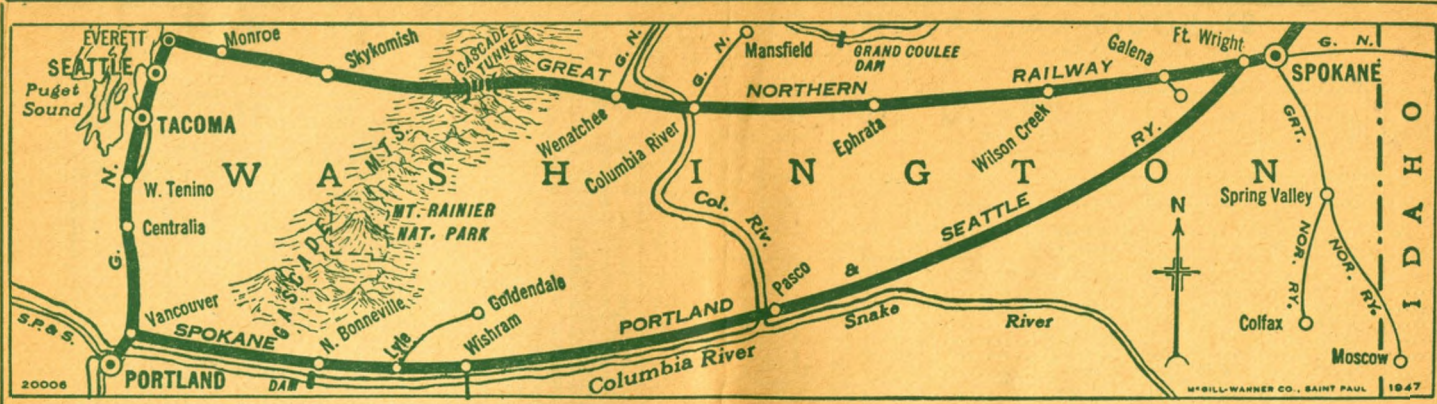
**TABLE 8**  
 Pacific Time  
**SPokane, Portland & Seattle Ry.**  
 For Complete Schedules, see Table 78.

Eastbound—Read Up			
Empire Builder	Oriental Limited	Miles from Portland	
2 Daily	4 Daily		
PM 10 55	AM 6 50	379	Lv Spokane (G. N. Station) 78.
—	5 44	335	Ar Lamont.
—	4 48	291	“ Pasco 78.
7 30	2 55	231	“ Kennewick.
—	—	229	“ Roosevelt.
—	—	147	“ Maryhill.
—	① 12 34	114	“ Wishram 78, 82. (Monument Northdalles.... to Pathfinders
5 15	② 12 20	106	“ Lyle.... and Pioneers)
—	③ —	94	“ Bingen—White Salmon.
—	④ 11 33	85	“ North Bonneville (Bonneville Dam).
—	⑤ 11 08	76	“ Vancouver, Wash. (Columbia River) Wash.—Oregon State Line
3 23	9 30	10	Ar Portland. (Willamette River) (Union Station) 78.
0	3 00	0	

**BONNEVILLE DAM**  
 Across the Columbia River Gorge at North Bonneville, Washington, 42 miles from Portland, Ore., can be plainly seen from Empire Builder trains between Spokane and Portland.  
 The north end of the dam rests on the Washington state shore of the Columbia River, while the locks and electric generating plant are located close to the south end of the dam on the Oregon state shore.  
 The entire project was planned to provide power for the city of Portland and the surrounding area, representing an investment of \$81,000,000. As many as 3,500 men were employed on the project at one time. Present power is 518,400 kilowatt output, or more than 724,000 horsepower.

GREAT NORTHERN RAILWAY										
				Miles from Seattle	Empire Builder	Oriental Limited	Cascadian	Fast Mail		
					2 Daily	4 Daily	6 Daily	28 Daily		
					PM	AM	PM	AM		
					7 00	7 35	9 35	8 30		
e	f	a	b	1454	Lv Spokane 71, 72, 74, 75, 77, 78.	330	11 00	6 30	e	8 30
	f	a	b	1456	“ Fort Wright.	328	—	f	6 22	
	f	a	b	1463	“ Highland.	321	—	f	6 10	
	f	a	b	1466	“ Lyons.... (Indian Battle Field—last	318	—	f	6 04	
	f	a	b	1471	“ Galena.... (battle of the Spokane In-	313	—	f	5 55	
	f	a	b	1475	“ Espanola.... (dians against the Whites.	309	—	f	5 48	
	f	a	b	1482	“ Waukon.... (Willamette River) 1858)	302	—	f	5 39	
	f	a	b	1488	“ Edwall.	296	—	f	5 31	
	f	a	b	1491	“ Canby.	293	—	f	5 23	
	f	a	b	1497	“ Bluestem.	287	—	f	5 16	
	f	a	b	1504	“ Harrington.	280	—	f	5 05	
	f	a	b	1511	“ Mohler.	273	—	f	4 54	
	f	a	b	1515	“ Downs.	269	—	f	4 47	
	f	a	b	1519	“ Lamona.	265	—	f	4 40	
	f	a	b	1525	“ Nemo.	259	—	f	4 31	
	f	a	b	1530	“ Odesa.	254	—	f	4 23	
	f	a	b	1538	“ Irby.	246	—	f	4 08	
	f	a	b	1546	“ Marlin.... } Columbia Basin	238	—	f	3 58	
	f	a	b	1553	“ Wilson Creek/Irrigation Project	231	—	f	3 48	
	f	a	b	1560	“ Stratford.	224	—	f	3 35	
	f	a	b	1566	“ Adrian.	218	—	f	3 27	
	f	a	b	1570	“ Soap Lake.	214	—	f	3 19	
e	f	a	b	1576	“ Ephrata.	208	8 35	3 10	e	5 59
							PM	AM		

◆—Restaurant in station.  
 a—Stops to discharge revenue passengers from points South of Shelby or East of Havre where No. 3 is scheduled to stop.  
 b—Stops to receive revenue passengers for points South of Shelby or scheduled stops East of Havre.  
 c—Carries coach passengers only.  
 f—Flag stop for revenue passengers.  
 ①—No. 3 will stop at any station to discharge revenue passengers from Spokane or East.  
 ②—Stops on flag to receive revenue passengers for Bingen-White Salmon, Vancouver and Portland.  
 ③—No. 4 will stop at any station to receive revenue passengers for Spokane or East.  
 ④—Will stop to discharge revenue passengers from Portland, Vancouver and Bingen-White Salmon.  
 🚗—Rail-Auto service available at this point.



## CHICAGO, TWIN CITIES AND PACIFIC NORTHWEST—Continued.

Westbound—Read Down				TABLE 9 Pacific Time 9										Eastbound—Read Up						
	Fast Mail 27 Daily PM 9 50	Casca-dian 5 Daily AM 11 30	Oriental Limited 3 Daily AM 12 33	Empire Builder 1 Daily AM 2 17	Miles from St. Paul											Miles from Seattle	Empire Builder 2 Daily PM 8 35	Oriental Limited 4 Daily AM 4 43	Casca-dian 6 Daily PM 3 10	Fast Mail 28 Daily AM 5 59
					1576	Lv Ephrata (County Seat).....	Columbia Basin Irrigation Project	Ar	208											
					1581	Naylor.....	"	Lv	203											
					1586	Winchester.....	"	"	198											
					1592	Quincy.....	"	"	192											
					1597	Crater.....	"	"	187											
					1603	Trinidad (Basalt Palisades, Horseshoe Curve).....	"	"	181											
					1612	Columbia River 84 (Moses Coulee).....	"	"	179											
					1615	Voltage (Power Plant) 84.....	"	"	169											
					1618	Rock Island 84.....	"	"	166											
					1621	Malaga 84.....	"	"	163											
					1626	Appleyard 84.....	"	"	158											
	e 11 05	12 55	1 50	3 25	1628	Wenatchee 84, 87 1/2 (Apple Capital of World).....	"	Lv	156	7 30	3 25						e 4 45			
	e 11 15	1 05	2 00	3 25	1628	Wenatchee.....	"	Lv	156	7 30	3 10						e 4 30			
		f 1 18			1635	Monitor.....	"	Lv	149								f 1 18			
		f 1 29			1639	Cashmere.....	"	Lv	145								f 1 09			
		f 1 38			1644	Dryden.....	"	"	140								f 1 57			
		f 1 44			1647	Peshastin.....	"	"	137								f 1 49			
		f 1 52			1650	Leavenworth.....	"	"	134								f 1 43			
		f 2 03			1656	Chumstick (Chumstick River).....	"	"	128								f 1 34			
		f 2 16			1664	Winton.....	"	"	120								f 1 24			
		f 2 27			1670	Merritt.....	"	"	114								f 1 15			
		f 2 42			1677	Berne (East Portal).....	"	"	107								f 1 01			
					1686	Cascade Tunnel (7.79 miles in length).....	"	"	98											
					1694	Scenic (West Portal).....	"	"	90											
					1699	Tonga.....	"	"	85											
					1703	Skykomish.....	"	"	81	5 13	12 55									
					1707	Grotto.....	"	"	77											
					1708	Baring.....	"	"	76											
					1713	Halford (Eagle Falls).....	"	"	71											
					1718	Index (Mt. Index).....	"	"	66											
					1722	Reiter.....	"	"	66											
					1728	Gold Bar.....	"	"	62											
					1735	Sultan (Lumber Mills).....	"	"	56											
					1742	Monroe (Grt. North, Greenhouses).....	"	"	49											
					1751	Snohomish (Snohomish River).....	"	"	42											
					1751	Everett 90 (Puget Sound).....	"	Lv	33	3 55	11 30						e 12 50			
					1755	Everett (County Seat) (Lumber Mills).....	"	Ar	33	3 55	11 30						e 12 31			
					1755	Mukilteo.....	"	"	29									AM		
					1763	Meadowdale.....	"	"	21									PM		
					1766	Edmonds.....	"	"	18									6 10		
					1769	Richmond Beach.....	"	"	15									9 17		
					1777	Ballard.....	"	"	7											
					1779	Interbay.....	"	"	5											
					k1784	Ar Seattle 90, 91 (King St. Station).....	"	Lv	0	3 00	10 30						e 11 00			
					0	Lv Seattle (King St. Station).....	"	Ar	40		9 00									
					16	Seattle (Union Station).....	"	"	215											
					21	Kent.....	"	"	24	1 45	8 37									
					29	Auburn.....	"	"	19	1 37	8 28									
					32	Sumner (Berry and Fruit Farms).....	"	"	11	1 25	8 17									
					40	Puyallup.....	"	"	8		8 13									
					0	Ar Tacoma 91 (Union Station).....	"	Lv	0	1 07	8 10									

♦—Restaurant and news stand in station. f—Flag stop for revenue passengers. ①—Portals to the Cascade Tunnel, trains 3-4 do not stop to receive or discharge revenue passengers at these points. ②—Stops to discharge revenue passengers from Vancouver, Wash., and beyond and to receive revenue passengers for points beyond Seattle. ③—Stops to receive revenue passengers for points South of Tacoma. ④—Stops to discharge revenue passengers from points North of Everett. ⑤—Connects with No. 459 from Portland and California. See Tables 91-92. ⑥—Connects with No. 460 to Portland and California. See Tables 91 and 92. ⑦—Connects with train No. 401 from Portland. ⑧—Stops on flag to take paying passengers for Seattle and beyond and to let off paying passengers from Tacoma and points South. ⑨—Stops to discharge revenue passengers from points South of Shelby or East of Havre. ⑩—Stops to receive revenue passengers for points South of Shelby or scheduled stops East of Havre. e—Carries coach passengers only. —Stops to discharge passengers from Seattle. —Miles via Willmar and New Rockford. —Rail-Auto service available at this point.

Time from 12.01 midnight to 12.00 noon shown in light face type; time from 12.01 noon to 12.00 midnight shown in heavy face type.





DIESEL, OIL-BURNING STEAM, AND ELECTRIC

PASSENGER LOCOMOTIVES

PACIFIC STANDARD TIME

MOUNTAIN STANDARD TIME

PORTLAND 32  
TACOMA 47

SEATTLE 15

EVERETT 39

SNYDER 23

MONROE 73

WISHRAM 165

SKYKOMISH 833

CASCADIA 2224

SCENIC 2086

BEAVER 2663

LEAVENWORTH 1220

WENATCHEE 648

COLUMBIA RIVER 607

PASCO 358

PORTLAND LINE

ODESSA 1552

HARRINGTON 2177

SPOKANE 1876

NEWPORT 2126

SAND POINT 2127

BONNERS FERRY 1780

TROY 1894

LIBBY 2069

REXFORD 2318

WHITEFISH 3040

COLUMBIA FALLS 3095

BELTON 3220

SUMMIT 2619

MICHEL 2619

GLACIER PARK 4806

BLACKWATER 4192

MEADOWS 4080

CUT BANK 3793

SHELBY 3283

HAYVE 2486

CHINOOK 2410

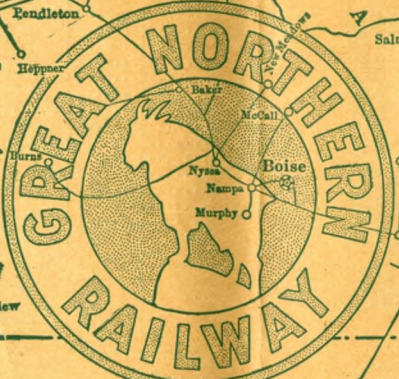
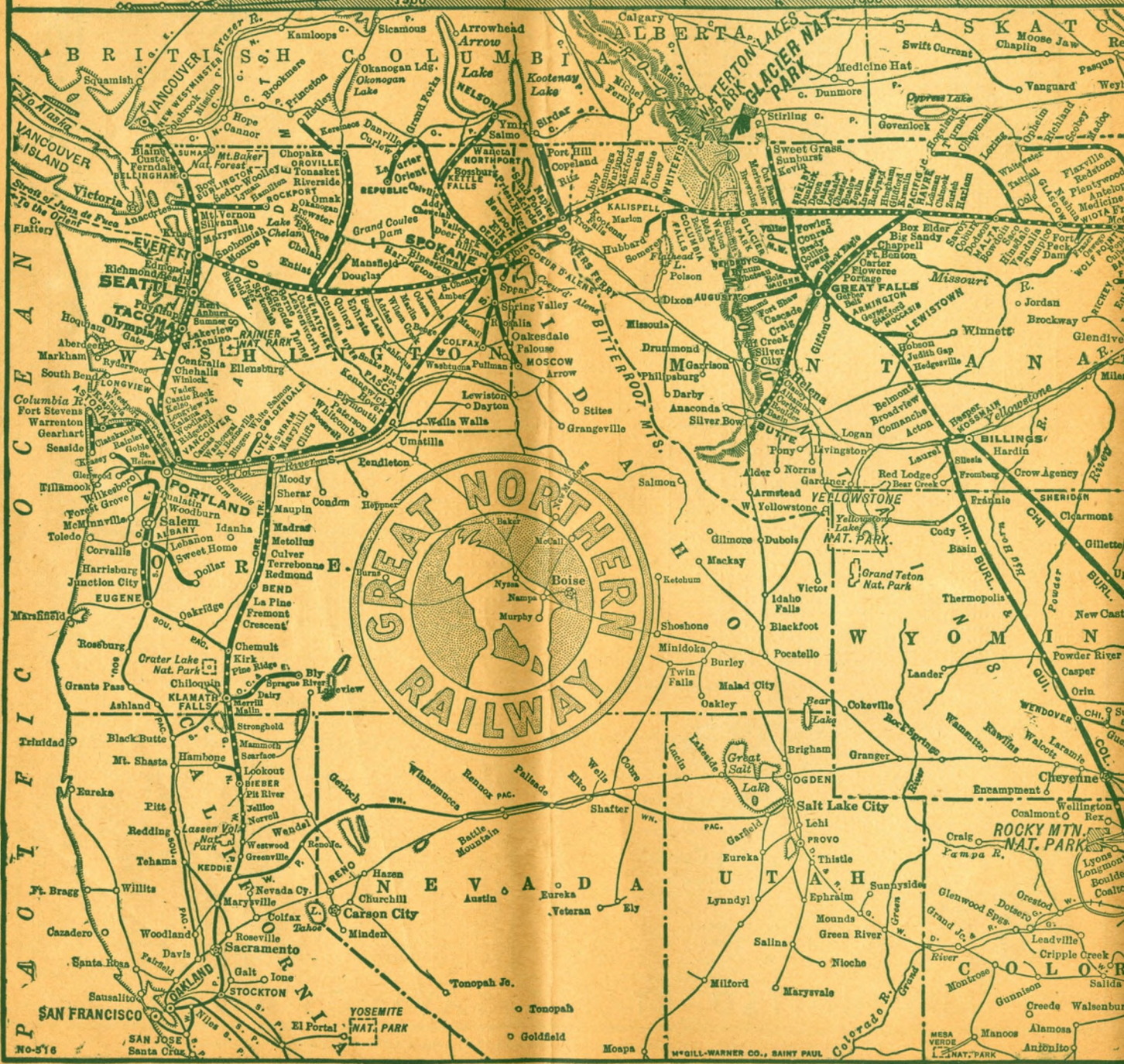
MALTA 2255

BOWDOIN 2219

SACO 2184

GLASGOW 2095

Only 55 miles of the line above 4000 feet



# TRAVEL TIPS BETWEEN ST. PAUL, MINNEAPOLIS AND SEATTLE

# ROUTE OF THE STREAMLINED EMPIRE BUILDER

CENTRAL STANDARD TIME



WOLF POINT 2004  
 POPLAR 1963  
 CULBERTSON 1921  
 BAINVILLE 1962  
 WILLISTON 1861  
 WHEELLOCK 2387  
 WHITE EARTH 2099  
 STANLEY 2254  
 BERTHOLD 2089  
 MINOT 1560  
 VERENDRYE 1554  
 SELZ 1610  
 NEW ROCKFORD 1533  
 HANNAFORD 1428  
 NOLAN 1174  
 FARGO 907  
 MOORHEAD 907  
 BRECKENRIDGE 966  
 FERGUS FALLS 1196  
 MORRIS 1140  
 ALEXANDRIA 1390  
 ST. CLOUD LINE  
 WILLMAR 1134  
 ST. CLOUD 1043  
 MINNEAPOLIS 915  
 ST. PAUL 724  
 WINONA 660  
 LA CROSSE 689  
 DUBUQUE 699  
 CHICAGO 588

# GREAT NORTHERN RAILWAY

## JOINT SERVICE—ST. PAUL, MINNEAPOLIS, SUPERIOR AND DULUTH

Tickets of Great Northern issue reading between St. Paul-Minneapolis and Superior-Duluth will be honored on Soo Line or Northern Pacific trains.

	Soo Daily	N. P. Daily	N. P. Ex. Sun.	G. N. Daily	G. N. Daily	G. N.	TABLE 15		G. N. Daily	G. N. Daily	N. P. Ex. Sun.	N. P. Daily	Soo Daily	ROUND TRIP FARES (In Air-Conditioned Coaches) Between SAINT PAUL MINNEAPOLIS And DULUTH \$6.75 SUPERIOR \$6.55 On Sale Daily 3 Months Return Limit (Does not include 15% U. S. Federal Tax) (Fares quoted subject to change)
	62	66	62	20	24	Miles	Central Time	23	19	61	65	63		
<b>DIESEL POWERED</b>	PM 1 40	PM 11 59	AM 8 35	PM 4 30	AM 8 00	0	Lv St. Paul 1 (Union Station)	Ar 11 59	PM 8 00	PM 12 40	AM 5 55	PM 5 19		
Between	1 00			5 00	8 27	11	Ar Minneapolis 1 (C. M. St. P. & P. Station)	Lv 11 35	7 35					
St. Paul-Minneapolis Superior-Duluth	Operated via "Soo Line"	Operated via "Northern Pacific Ry."	Operated via "Northern Pacific Ry."	5 00	8 27	23	" (Great Northern Station)	" 11 30	7 30		6 40			
The GOPHER					8 46	23	Coon Creek Jct.	Lv 11 11						
Fast Afternoon Train					8 51	29	Andover	f 11 05						
3 Hours from Minneapolis					8 58	35	Cedar	f 11 00						
3½ Hours from St. Paul					9 07	41	Bethel	" 10 53						
The BADGER					9 15	47	Isanti	" 10 44						
Morning Train					9 25	52	Cambridge	" 10 37	6 42					
Parlor Lounge Cars	5 30				9 32	57	Grandy	" 10 30						
Radio-Coaches	5 50				9 36	60	Stanchfield	" 10 26						
Air-Conditioned					9 41	63	Braham	" 10 21						
					9 47	69	Grasston	" 10 14						
					9 54	74	Henriette	" 10 07						
					10 00	80	Brook Park 22	" 10 00						
					10 10	88	Hinckley 22	" 9 49						
					10 20	97	Sandstone 22	" 9 39	5 55					
					10 27	103	Askov	" 9 29						
					10 37	111	Bruno	" 9 18						
					f 10 44	117	Kerrick	" 9 10						
					f 10 49	119	Duquette	" 9 05						
					f 10 54	123	Nickerson	" 9 00						
					f 11 03	130	Holyoke	f 8 51						
					f 11 10	135	Foxboro	" 8 44						
					f 11 19	141	Dedham	f 8 36						
						156	Ar Superior 16 (Soo Line Sta.)	" 8 15	4 45	7 50	12 06	1 25		
						160	" (Union Station)	" 8 00	4 30	8 45	11 30	1 00		
							Ar Duluth 16 (Soo Line Sta.)	" 8 00	4 30	8 45	11 30	1 00		
							Ar (Union Station)	AM 8 00	PM 4 30	AM 8 45	PM 11 30	PM 1 00		

f—Flag stop for revenue passengers.

Rail-Auto service available at this point.

G. N. No. 23 and N. P. No. 61 connect with C. M. St. P. & P. Hiawatha, leaving St. Paul 1:00 p. m., C. & N. W. "400" leaving St. Paul 3:00 p. m., Burlington Zephyr leaving St. Paul 4:30 p. m. and other fast trains to Chicago and East. Burlington Zephyr from Chicago, arriving St. Paul 2:30 p. m. connects with G. N. No. 20 to Duluth and Superior. Great Northern train No. 19 arriving Minneapolis 7:30 p. m., connects with Westbound Empire Builder to Spokane, Seattle, Portland and California.

Advance reservations of Pullman accommodations on the "Empire Builder" may be made at any time prior to scheduled departure except as follows:

Pullman space on the "Empire Builder" for intermediate travel between any two stations west of Havre or between any two stations east of Havre may not be reserved until 24 hours prior to train departure time eastbound from Seattle-Portland or westbound from Chicago.

## TRAIN SALES SERVICE

Food and beverages are served on principal Great Northern trains by the Train Salesmen, as follows:



- Meat Sandwich.....25c
- American Cheese Sandwich...25c
- Ginger Snaps, Package.....15c
- Lemon Snaps, Package.....15c
- Cheese Crackers, Package...15c
- Soda Crackers, Package.....15c
- Oatmeal Cookies, Package...15c
- Pie, Individual.....15c
- Potato Chips, Package.....10c
- Cake, Individual.....15c
- Coffee, Per Cup.....10c
- Milk, Individual.....15c
- Assorted Pop.....10c
- Orange Drink.....10c
- Whole Orange.....10c
- Wenatchee Apple.....10c

## CONTINUOUS MEAL SERVICE

Above prices subject to change without notice.



# GREAT NORTHERN RAILWAY

## DULUTH, SUPERIOR, CROOKSTON AND GRAND FORKS

Read Down Read Up

	Ex. Sun.	Miles	TABLE 16 Central Time	Ex. Mon.			Ex. Sun.
Train No. 35 leaves Duluth daily except Sunday; arrives Grand Forks daily except Monday.	9 30 9 45 10 03 10 10 10 34 10 39 10 46 11 12 11 23 11 31 11 40 11 48 11 57 12 09 12 19 12 30	0 4 13 19 33 36 39 55 63 68 73 79 86 90 95 102 106 109	<b>Duluth 15</b> ..... <b>Superior 15</b> ..... Boylston..... Dewey..... Carlton..... Scanlon..... Cloquet..... Brookston..... Paupores..... Mirbat..... Floodwood..... Island..... Wawina..... Swan River..... Warba..... Blackberry..... Gunn..... <b>Grand Rapids</b> .....	Ar Lv Lv " f " f " f " f " f " f " f " f " f " f " f " f " f " f " f " f		Train No. 36 leaves Grand Forks daily except Sunday; arrives Duluth daily except Monday.	7 15 7 00 6 41 6 33 6 15 6 07 6 02 5 39 5 28 5 21 5 14 5 04 4 56 4 49 4 40 4 31
<b>Bus Schedule</b>							
	Ex. Sun.						Ex. Sun.
Daily	Daily		<b>Grand Rapids</b> .....	Ar			8 53
1 10	7 13	Lv	Coleraine.....	"			8 32
1 25	7 29	"	Bowey.....	"			8 29
1 28	7 32	"	Marble.....	"			8 16
1 42	7 46	"	Calumet.....	"			8 12
1 47	7 51	"	Nashauk.....	"			7 58
2 01	8 05	"	Keewatin.....	"			7 46
2 09	8 13	"	Hibbing.....	Lv			7 30
2 30	8 35	Ar	Hibbing.....	Ar			7 00
3 05	8 50	Lv	Chisholm.....	Ar			6 41
3 20	9 05	"	Buhl.....	Ar			6 30
3 32	9 17	"	Virginia.....	Lv			6 00
4 05	10 00	Ar					
<b>From Sauk Centre Table 24</b>							
	Ex. Sun.		<b>Grand Rapids</b> .....	Ar			4 20
12 52	109	Lv	Cohasset.....	"			4 08
1 03	114	"	Deer River.....	"			3 56
1 28	124	"	Ball Club.....	" f			3 45
2 04	131	"	Bena.....	"			3 30
2 17	151	"	Schley.....	" f			3 20
2 33	163	Ar	<b>Cass Lake 24</b> .....	Lv			3 07
2 44	163	Ar	<b>Cass Lake</b> .....	Ar			3 02
2 38	167	Lv	Farris.....	Ar			2 57
2 44	172	Lv	Rosby.....	" f			2 51
2 51	172	"	<b>Bemidji 24</b> .....	"			2 42
2 59	178	"	Wilton.....	"			2 26
3 09	184	"	Solvay.....	"			2 16
3 29	190	"	Shevlin.....	"			2 06
3 48	196	"	Bagley.....	"			1 56
4 02	203	"	Ebro.....	" f			1 43
4 15	210	"	Lengby.....	"			1 34
4 28	216	"	Fosston.....	"			1 21
4 44	224	"	McIntosh.....	"			1 07
5 00	231	"	Erskine.....	"			12 57
5 14	237	"	Mentor.....	"			12 46
5 28	244	"	Dugdale.....	"			
	250	"	Tilden Jct. 14.....	"			12 36
5 40	251	"	Benoit.....	"			12 30
5 48	255	"	Burwell.....	"			12 21
5 57	262	"	<b>Crookston 13, 14</b> .....	Lv			12 09
6 10	270	Ar	Fisher.....	Ar			11 35
6 20	270	Lv	Mallory.....	"			11 13
6 36	280	"	<b>East Grand Forks</b> .....	"			11 01
6 46	288	"	Minn. and Nor. Dak. State Line	"			10 51
6 55	294	"	<b>Grand Forks</b> .....	Lv			10 45
<b>3, 12, 13, 38, 40, 41 Central Time</b>							
	Daily		<b>Grand Forks</b> .....	Ar			1 45
8 45	5 25	Lv	Devils Lake.....	"			7 35
11 42	7 47	"	Minot.....	Lv			11 42
4 10	10 50	"	Williston.....	Lv			8 55
8 30	1 50	Ar	Mountain Time	"			6 10
<b>Pacific Time</b>							
	Daily		<b>Glacier Park</b> .....	Lv			6 30
12 25	1107	Lv	Belton.....	"			4 40
2 10	1164	Ar					
	Daily		<b>Sauk Centre</b> .....	Lv			8 05
9 15	1461	Ar	Seattle.....	"			10 30
7 30	1791	Ar	Tacoma.....	"			8 00
9 25	1831	Ar	Portland (S. P. & S.).....	Lv			9 00

•Conditional stop, see table 6.

fFlag stop for revenue passengers.

ⓄDaily except Sunday between Minot and Williston.

ⓄDaily, except Monday.

ⓄDaily, except Sunday.

🚗Rail-Auto service available at this point.

Trains Nos. 35 and 36 connect at Grand Forks with trains Nos. 9 and 10 to and from Devils Lake, Minot and Williston.

## MINNEAPOLIS AND HUTCHINSON

Read Down Read Up

	Ex. Sun.	Mls.	TABLE 17 Central Time	Ex. Sun.
			<b>Minneapolis</b> .....	Ar
7 45	0	Lv	<b>Wayzata 1</b> .....	"
8 23	13	"	Crystal Bay.....	"
8 35	17	"	M'ntona Beach.....	"
8 40	18	"	Spring Park.....	"
8 45	20	"	Mound.....	"
8 55	22	"	St. Bonifacius.....	"
9 08	26	"	Maple.....	"
9 18	31	"	Mayer.....	"
9 28	34	"	New Germany.....	"
9 40	38	"	Lester Prairie.....	"
10 00	42	"	Silver Lake.....	"
10 30	50	"	Hutchinson.....	Lv
11 00	58	Ar		

## FERGUS FALLS AND PELICAN RAPIDS

	Daily	Mls.	TABLE 18 Central Time	Daily
			<b>St. Paul 1</b> .....	Ar
8 30	0	Lv	<b>Minneapolis 1</b> .....	"
8 58	11	"	Fergus Falls.....	Lv
1 35	186	Ar		

Great Northern Railway tickets are honored on Northland Greyhound Lines buses between Grand Rapids and Virginia.

	Ex. Sun.	Mls.		Ex. Sun.
			<b>Fergus Falls</b> .....	Ar
1 40	0	Lv	E. N. P. Junction.....	Lv
1 43	1	"	Erhard.....	"
2 01	9	"	Pelican Rapids.....	Lv
2 23	16	"		
2 45	22	Ar		

## EVANSVILLE AND ELBOW LAKE

	Friday Only	Mls.	TABLE 19 Central Time	Friday Only
			<b>Evansville 12</b> .....	Ar
6 30	0	Lv	Erdahl.....	Lv
6 55	7	"	Elbow Lake.....	Lv
7 30	16	Ar		

## SANDSTONE AND WILLMAR

	Ex. Sun.	Mls.	TABLE 22 Central Time	Ex. Sun.
			<b>Sandstone 15</b> .....	Ar
5 45	0	Lv	Hinckley 15.....	Lv
6 05	9	"	Brook Park 15.....	"
6 29	17	"	Quamba.....	"
6 32	22	"	Mora.....	"
6 46	29	"	Ogilvie.....	"
7 01	36	"	Bock.....	"
7 14	43	"	Milaca 25.....	"
7 32	48	"	Foreston.....	"
7 40	51	"	Oaks.....	"
7 53	57	"	Ronneby.....	"
f 7 59	60	"	Foley.....	"
8 11	62	"	Parent.....	"
f 8 21	66	"	East St. Cloud.....	"
f 8 37	76	"	St. Cloud.....	Lv
8 45	77	Ar	<b>St. Cloud 12, 13</b> .....	Ar
8 50	77	Lv	Waite Park.....	"
f 8 56	80	"	Rockville.....	"
9 11	87	"	Cold Springs.....	"
9 20	92	"	Richmond.....	"
9 30	97	"	Roscoe.....	"
9 42	103	"	Paynesville.....	"
9 53	108	"	Hawick.....	"
f 10 05	114	"	New London.....	"
10 17	120	"	Spicer.....	"
10 25	125	"	Willmar 1, 30.....	Lv
10 45	135	Ar		

## BENSON, WATERTOWN AND HURON

Read Down Read Up

	Daily	Mls.	TABLE 23 Central Time	Daily
			<b>St. Paul</b> .....	Ar
9 10	0	Lv	<b>Minneapolis</b> .....	"
9 40	11	"	Benson 1.....	Lv
12 11	133	Ar		

185 Ex. Sun. 186 Ex. Sun.

	Daily	Mls.		Daily
			<b>Benson 1</b> .....	Ar
12 20	0	Lv	Danvers.....	Lv
12 38	8	"	Holloway.....	"
12 52	16	"	Appleton.....	"
1 05	22	"	Louisburg.....	"
1 20	31	"	Bellingham.....	"
1 33	37	"	Nassau, Minn.....	"
1 49	46	"	Albee, S. D.....	"
2 00	52	"	La Bolt.....	"
2 14	58	"	Stockholm.....	"
f 2 31	66	"	South Shore.....	"
f 3 12	86	"	Rauville.....	"
3 25	92	Ar	<b>Watertown 31</b> .....	Lv
3 40	92	Lv	<b>Watertown</b> .....	Ar
4 01	102	"	Grover.....	Lv
4 13	108	"	Hazel.....	"
4 26	115	"	Vienna.....	"
4 44	124	"	Willow Lake.....	"
f 4 58	130	"	Melham.....	"
5 11	136	"	Bancroft.....	"
5 21	141	"	Osceola.....	"
5 37	148	"	Yale.....	"
6 10	162	Ar	<b>Huron</b> .....	Lv

## SAUK CENTRE AND BEMIDJI

	Daily	Mls.	TABLE 24 Central Time	Daily
			<b>St. Paul 1</b> .....	Ar
10 00	0	Lv	<b>Minneapolis 1</b> .....	"
10 50	11	"	Sauk Centre 12.....	Lv
1 54	116	Ar		

105 Ex. Sun. 106 Ex. Sun.

	Daily	Mls.		Daily
			<b>Sauk Centre</b> .....	Ar
2 30	0	Lv	Little Sauk.....	Lv
2 51	10	"	Round Prairie.....	"
2 58	14	"	Long Prairie.....	"
3 10	19	"	Browerville.....	"
3 25	26	"	Clarissa.....	"
3 36	32	"	Eagle Bend.....	"
3 46	37	"	Bertha.....	"
4 05	44	"	Hewitt.....	"
4 14	48	"	Wadena.....	"
4 34	56	"	Leaf River.....	"
f 4 44	61	"	Sebeka.....	"
5 08	70	"	Menahga.....	"
5 27	79	"	Park Rapids.....	"
6 08	91	"	Dorset.....	"
6 21	98	"	Nevis.....	"
6 32	103	"	Akeley.....	"
6 45	109	"	Walker.....	"
7 02	119	"	Leech Lake.....	"
f 7 13	124	"	Winlock.....	"
7 25	131	"	<b>Cass Lake 16</b> .....	Lv
7 44	140	Ar	<	

# GREAT NORTHERN RAILWAY

Read Down		GUNN-VIRGINIA		Read Up	
	Miles	TABLE 25-A Central Time			
	0	Gunn			
	6.98	Coleraine			
	7.81	Bovey			
	14.17	Marble			
	15.05	Calumet			
	21.65	Nashwauk			
	27.22	Keewatin			
	31.25	Kelly Lake			
	34.93	Hibbing			
	42.57	Chisholm			
	44.32	Buhl			
	56.40	Virginia			

Note: For passenger service, see D. M. & I. R. Ry., page 34 for bus schedules, see table 16.

MORRIS AND BROWNS VALLEY					
	3 Daily	Miles	TABLE 26 Central Time		4 Daily
	9 10	0	Lv St. Paul	Ar	10 30
	9 40	11	" Minneapolis	Ar	10 00
	12 48	158	Ar Morris 1	Lv	6 30
	49 Ex. Sun.				50 Ex. Sun.
	1 00	0	Lv Morris	Ar	5 00
	1 22	8	" Alberta	Ar	4 40
	1 36	14	" Chokio	"	4 28
	1 47	20	" Johnson	"	4 15
	2 01	27	" Graceville	"	4 01
	2 12	33	" Barry	"	3 45
	2 26	40	" Beardsley	"	3 30
	2 45	47	Ar Browns Valley	Lv	3 10

BRECKENRIDGE, RUTLAND, ABERDEEN AND FORBES					
	9 Daily	Miles	TABLE 29 Central Time		10 Daily
	9 00	0	Lv St. Paul 1	Ar	7 40
	9 55	11	" Minneapolis 1	Ar	7 05
	f 3 55	200	Ar Campbell	Lv	f 1 05
	4 30	215	Ar Breckenridge	Lv	12 45
	191 Ex. Sun.				192 Ex. Sun.
	4 45	0	Lv Breckenridge 1	Ar	11 05
	5 00	8	" Doran	Lv	f 10 52
	5 11	15	" Campbell 1	"	10 40
	f 5 35	25	" Kutzer, Minn.	"	f 10 13
	5 44	29	" Fairmount, N. D.	"	10 05
	f 5 48	31	" De Villo	"	f 9 58
	f 5 57	35	" Sonora	"	f 9 50
	f 6 12	43	" Hankinson	"	9 36
	f 6 25	50	" Stiles	"	f 9 18
	6 37	55	" Lidgerwood	"	9 08
	6 50	61	" Geneseo	"	8 53
	7 00	66	" Cayuga	"	8 42
	7 15	72	" Rutland	"	8 30
	7 35	82	" Havana, N. D.	"	8 12
	7 47	88	" Kidder, S. D.	"	8 00
	8 00	97	" West Britton	"	7 45
	8 10	103	" Amherst	"	7 35
	8 22	109	" Claremont	"	7 23
	f 8 31	114	" Huffton	"	7 13
	8 40	120	" Putney	"	7 03
	f 8 46	124	" Tacoma Park	"	6 55
	f 8 52	127	" Plana	"	f 6 48
	337 Ex. Sun.	137	Ar Aberdeen, S. D.	Lv	6 30 Ex. Sun.
	7 40	72	Lv Rutland, N. D.	Ar	1 25
	8 30	91	" Straubville	"	12 35
	9 08	107	" Guelph	"	11 55
	f 9 23	115	" Silver Leaf	"	f 11 35
	9 50	122	" Ellendale	"	11 15
	10 25	135	Ar Forbes, N. D.	Lv	10 40

Read Down		WILLMAR, SIOUX CITY, SIOUX FALLS AND YANKTON		Read Up	
	9 Daily	Miles	TABLE 30 Central Time		10 Daily
	9 00	0	Lv St. Paul 1	Ar	7 40
	9 55	11	" Minneapolis 1	Ar	7 05
	*12 30	102	Ar Willmar 1, 22	Lv	3 50
	51 Daily				52 Daily
	f 1 30	102	Lv Willmar	Ar	*12 10
	f 1 45	108	" Priam	Lv	f 11 55
	1 57	114	" Raymond	"	11 48
	2 12	122	" Clara City	"	11 35
	2 24	128	" Maynard	"	11 20
	f 2 29	131	" Asbury	"	f 11 13
	f 2 45	137	" Granite Falls	"	11 05
	f 2 53	142	" Lorne	"	f 10 52
	3 05	146	" Hanley Falls	"	10 45
	3 16	153	" Cottonwood	"	10 32
	3 36	160	" Green Valley	"	10 20
	4 08	172	" Marshall	"	10 10
	4 20	178	" Lynd	"	9 50
	4 34	186	" Russell	"	9 38
	4 47	191	" Florence	"	9 25
	5 04	199	" Ruthon	"	9 13
	5 37	208	" Holland	"	8 59
	5 50	214	" Pipestone	"	8 45
	6 05	214	Ar Ihlen	Lv	8 30
	6 14	219	" Jasper, Minn.	Ar	8 30
	6 25	227	" Sherman, S. D.	Lv	8 07
	7 00	230	Ar Garretton, S. D.	Ar	8 00
	f 7 10	236	" Booge	"	f 7 12
	7 26	247	" Hills, Minn.	"	6 57
	7 37	254	" Lester, Iowa	"	6 46
	7 48	261	" Alvorá	"	6 35
	7 56	266	" Doon	"	6 26
	8 10	275	" Perkins	"	6 12
	8 25	283	" Sioux Center	"	6 01
	8 37	291	" Maurice	"	5 46
	8 47	296	" Struble	"	5 38
	f 8 58	304	" West Le Mars	"	f 5 26
	9 07	309	" Merrill	"	5 19
	9 18	316	" Hinton	"	5 09
	9 40	327	Ar Sioux City	Lv	4 50
	161 Daily				162 Daily
	7 05	230	Lv Garretton, S. D.	Ar	7 25
	7 22	238	" Corson	Lv	7 08
		244	" Lawrence Siding	"	
	8 30	249	Lv Sioux Falls 31	"	6 50
	8 49	259	" Tea	"	6 02
	9 00	266	" Lennox	"	5 48
	9 15	275	" Davis	"	5 34
	9 30	282	" Viborg	"	5 23
	9 45	290	" Irene	"	5 10
	10 02	299	" Volin	"	4 54
	10 14	304	" Mission Hill	"	4 43
	10 30	311	Ar Yankton	Lv	4 30

f—Flag stop for revenue passengers.  
 †—News stand in station. \*Train No. 52 connects with westbound Train No. 9.  
 †Train No. 28 connects with Train No. 51.

## GREAT NORTHERN INVITES YOU TO REQUEST SPECIFIC TRAVEL INFORMATION

**P. G. Holmes; Passenger Traffic Manager,  
Great Northern Railway, Dept. TT-1,  
175 East 4th Street, St. Paul 1, Minnesota.**

Please provide information concerning a trip to \_\_\_\_\_

\_\_\_\_\_

Name \_\_\_\_\_

Address \_\_\_\_\_

City \_\_\_\_\_ Zone No. \_\_\_\_\_ State \_\_\_\_\_

Juvenile \_\_\_\_\_ Adult \_\_\_\_\_ CRF

(Please check one)

Information concerning rail fares, sleeping car reservations and assistance in arranging travel plans can be obtained from your local railroad ticket or travel bureau agent.

Time from 12.01 midnight to 12.00 noon shown in light face type; time from 12.01 noon to 12.00 midnight shown in heavy face type.

SIOUX FALLS AND WATERTOWN			
Read Down		Read Up	
54 Ex. Sun.	Mls.	TABLE Central Time 31	53 Ex. Sun.
9 30	0	Lv Sioux Falls 30.....	Ar 6 46
f 9 37	9	Lv Level Siding.....	Lv 6 40
9 55	9	Lv Crooks.....	f 6 25
10 09	15	Lv Lyons.....	6 15
10 24	21	Lv Colton.....	6 04
10 40	28	Lv Chester.....	5 52
10 57	36	Lv Wentworth.....	5 37
11 09	42	Lv Rutland.....	5 26
11 21	48	Lv Nunda.....	5 15
11 34	54	Lv Sinai.....	5 05
f 11 44	58	Lv Ahnberg.....	f 4 56
11 56	64	Lv Arlington.....	4 46
12 16	73	Lv Badger.....	4 30
12 30	80	Lv Lake Norden.....	4 18
12 41	85	Lv Hayti.....	4 07
12 54	92	Lv Thomas.....	3 56
f 1 07	99	Lv Foley.....	f 3 46
1 20	103	Ar Watertown 23.....	Lv 3 35

BRECKENRIDGE AND LARIMORE			
Read Down		Read Up	
9 Daily	Mls.	TABLE Central Time 33	10 Daily
9 00	0	Lv St. Paul 1.....	Ar 7 40
9 55	11	Lv Minneapolis 1.....	Ar 7 05
4 30	215	Ar Breckenridge 1, 2	Lv 12 45
197 Ex. Sun.			198 Ex. Sun.
6 01	0	Lv Breckenridge 1, 2	Ar 11 00
6 05	1	Lv Wahpeton 2.....	Lv 10 52
6 20	8	Lv Dwight.....	10 37
6 33	14	Lv Galchutt.....	10 27
f 6 39	18	Lv Pitcairn.....	f 10 21
6 45	21	Lv Colfax.....	10 15
7 01	27	Lv Walcott.....	10 04
7 25	35	Lv Kindred.....	9 51
7 36	40	Lv Davenport.....	9 39
7 44	44	Lv Addison.....	9 26
52		Lv Lynchburg.....	
56		Lv Chaffee.....	
7 53	48	Lv Durbin.....	9 18
f 7 59	53	Lv Everest.....	f 9 10
8 09	56	Lv Casselton 35.....	9 03
8 25	63	Lv Amenia 35.....	8 33
8 40	65	Lv Vance 2, 34, 35	8 25
8 55	70	Lv Arthur.....	8 08
9 12	76	Lv Hunter.....	7 52
f 9 24	82	Lv Greenfield.....	f 7 32
f 9 31	84	Lv Preston.....	f 7 25
9 39	87	Lv Blanchard.....	7 18
f 9 52	93	Lv Murray.....	f 7 03
10 15	98	Lv Mayville.....	6 45
f 10 25	103	Lv Portland Jct. 34	f 6 41
10 50	110	Lv Hatton.....	6 01
11 20	118	Lv Northwood.....	5 42
11 37	125	Lv Kempton.....	5 17
11 52	131	Ar Larimore 3, 41, L	v 5 01

FARGO, CASSELTON, NOLAN AND DEVILS LAKE									
Read Down					Read Up				
9 Daily	9 Daily	Miles	TABLE Central Time 35	10 Daily	98 Daily				
9 00	9 00	0	Lv St. Paul 1.....	Ar 7 40	e 9 25				
9 55	9 55	11	Lv Minneapolis 1.....	Ar 7 05	c 1 50				
6 00	6 00	242	Ar Fargo 2, 3, 12, 34.....	Lv 10 45	e 7 20				
199 Ex. Sun.	209 Ex. Sun.			210 Ex. Sun.	200 Ex. Sun.				
7 40	7 30	0	Lv Fargo.....	Ar 9 10	7 00				
f 7 55	f 7 45	6	Lv Pinkham.....	Lv f 8 55	f 6 30				
f 8 08	f 7 58	12	Lv Prosper.....	f 8 44	f 6 15				
f 8 30	f 8 05	17	Lv Newman.....	f 8 35					
f 8 38	8 15	23	Lv Vance.....	8 25	5 50				
		29	Lv Mason.....	f 8 11					
	8 25	25	Lv Amenia 33.....		5 43				
	8 45	32	Lv Casselton 33.....		5 30				
	9 08	43	Lv Absaraka.....		4 55				
	9 28	49	Lv Ayr.....		4 40				
	9 45	56	Lv Nolan 2.....	7 45					
	10 01	58	Lv Page.....	7 37					
	10 17	65	Lv Colgate.....	7 17					
	10 40	71	Lv Hope.....	7 09	From				
	10 57	77	Lv Blabon.....	6 45	Minot				
	f 11 03	80	Lv Pickert.....	f 6 38	Table				
	11 25	85	Lv Finley.....	6 28	2				
	11 47	92	Lv Sharon.....	6 12					
	12 10	99	Lv Aneta.....	5 55					
	12 25	104	Lv Kloten.....	5 38					
	12 47	110	Lv McVile.....	5 23					
	1 03	117	Lv Pekin.....	5 06					
	1 22	123	Lv Tolna.....	4 51					
	1 38	129	Lv Hamar.....	4 36					
	2 00	136	Lv Warwick.....	4 21					
	2 17	143	Lv Tokio.....	4 05					
	2 37	152	Lv Fort Totten.....	3 45					
	2 50	158	Ar Devils Lake 3.....	Lv 3 30					



FARGO AND PORTLAND				
9 Daily	341 Tu., Th., Sat.	Miles	TABLE Central Time 34	4 Daily
9 00	0	Lv St. Paul 1.....	Ar 10 30	
9 55	11	Lv Minneapolis 1.....	Ar 10 00	
6 00	242	Ar Fargo 2, 12, 35.....	Lv 4 05	
	A		A	
	8 25	0	Lv Fargo.....	Ar 3 05
	8 43	6	Lv Pinkham.....	Lv 2 45
	8 55	12	Lv Prosper.....	2 32
	9 05	17	Lv Newman.....	2 15
	9 20	23	Lv Vance 2, 33, 35.....	1 45
	9 45	29	Lv Mason.....	1 40
	10 05	34	Lv Eric.....	1 30
	10 35	44	Lv Galesburg.....	12 55
	10 50	50	Lv Clifford.....	12 40
	11 05	56	Lv Roseville.....	12 25
	11 25	60	Lv Portland.....	12 10
	11 40	65	Ar Portland Jct. 33.....	Lv 11 50

A  
The schedule of trains 341 and 342 is irregular and apt to vary from the time shown.

A  
The schedule of trains 341 and 342 is irregular and apt to vary from the time shown.

GRAND FORKS, GRAFTON AND WINNIPEG						
29 Daily	9 Daily	307 Ex. Sun.	Miles	TABLE Central Time 38	308 Ex. Sun.	10 Daily
10 00	9 00	0	Lv St. Paul 1.....	Ar 7 40		
10 50	9 55	11	Lv Minneapolis 1.....	Ar 7 05		
8 05	8 25	320	Ar Grand Forks 3, 12, 13, 41	Lv 7 55		
	9 20	0	Lv Grand Forks.....	Ar 7 05		
	10 03	14	Lv Marvel.....	Lv 6 30		
	10 34	26	Lv Ardoch.....	5 58		
	10 50	33	Lv Minto.....	5 38		
	f 11 02	37	Lv Herriott.....	f 5 22		
	11 31	41	Lv Grafton 40.....	5 10		
	11 55	48	Lv Auburn.....	4 20		
	12 10	56	Lv St. Thomas.....	3 58		
	12 31	62	Lv Glasston.....	3 33		
	12 55	69	Lv Hamilton.....	3 13		
	1 15	74	Lv Bathgate.....	2 48		
	1 40	82	Lv Neche, N. D.....	2 25		
	1 50	83	Ar Greta, Man.....	Lv 2 00		
	Wed., Sat. via Cerman					
	10 00	9 15	83	Lv Greta, Man.....	Ar 1 50	Mon., Thur. via Cerman
	12 05	111	111	Lv Morris, Man. 13.....	1 38	1 50
	1 30	153	153	Ar Winnipeg 13.....	Lv 10 15	6 45

TAKE ONLY NECESSARY LUGGAGE ABOARD TRAINS

FOREST FIRES CAN BE PREVENTED

### A CONVENIENT WAY TO BUY RAILROAD AND PULLMAN TICKETS

To make rail travel more convenient, the Great Northern Railway together with 44 other major railroads offer a Charge-it Service. Travelers using this plan carry just one card, issued by the Rail Travel Credit Agency. Ticket offices of all participating railroads will honor these cards for any travel originating on their lines—for rail, parlor or sleeping car tickets, as well as for baggage charges. Any company or individual with proper credit rating can use this plan. No deposit, no service charge. For further information, write any Great Northern Traffic Representative listed on pages 2 and 3.

① Train No. 9 provides coach accommodations only between St. Paul-Minneapolis and Grand Forks. A standard Pullman sleeping car is operated on Great Northern train No. 29 leaving St. Paul 10:00 pm, Minneapolis 10:50 pm, arriving Grand Forks 8:05 am, which connects with train No. 9, leaving Grand Forks 8:45 am, for Larimore, Lakota, Devils Lake, York, Rugby, Towner, Grenville, Minot, Williston and intermediate points.  
Also applies to Tables Nos. 41, 42, 45, 46, 47, 48, 49 and 50 on page 28.

GRAFTON AND WALHALLA					
9-307 Ex. Sun.	139 Ex. Sun.	Miles	TABLE Central Time 40	140 Ex. Sun.	308-10 Ex. Sun.
9 00	0	Lv St. Paul 1.....	Ar 7 40		
9 55	11	Lv Minneapolis 1.....	Ar 7 05		
9 20	320	Lv Grand Forks.....	Lv 7 55		
11 31	362	Ar Grafton 38.....	Lv 5 10		
	11 41	0	Lv Grafton.....	Ar 4 40	
	11 57	6	Lv Nesh.....	4 21	
	12 19	14	Lv Hoopoe.....	4 05	
	12 31	18	Lv Crystal.....	3 51	
	12 49	25	Lv Hensel.....	3 35	
	1 19	32	Lv Cavalier.....	3 15	
	1 34	37	Lv Backoo.....	2 55	
	f 1 48	43	Lv Leyden.....	2 39	
	2 05	48	Ar Walhalla, N. D.....	Lv 2 25	

Time from 12.01 midnight to 12.00 noon shown in light face type, time from 12.01 noon to 12.00 midnight shown in heavy face type.

f—Flag stop for revenue passengers. e—Carries coach passengers only. \*Ex. Sun.

# GREAT NORTHERN RAILWAY

GRAND FORKS AND HANNAH			
Read Down		Read Up	
⑨ Daily	Mls.	TABLE Central Time 41	10 Daily
9 00	0	Lv St. Paul 1..... Ar	7 40
9 55	11	Ar Minneapolis 1..... Lv	7 05
8 25	320	Ar Grand Forks..... Lv	7 55
3,12,13,16,38,40			
205 Ex. Sun.			206 Ex. Sun.
9 25	0	Lv Grand Forks..... Ar	6 55
	2	Ar University..... Lv	
	7	Ar Powell..... Lv	
	11	Ar Ojata..... Lv	
	16	Ar Emerald..... Lv	
	22	Ar Arvilla..... Lv	
	28	Ar Larimore 3, 33..... Lv	
	30	Ar Hannah Jct..... Lv	
	36	Ar McCanna..... Lv	
	43	Ar Orr..... Lv	
	47	Ar Inkster..... Lv	
	53	Ar Conway..... Lv	
	58	Ar Pisek..... Lv	
	64	Ar Park River..... Lv	
12 08	70	Ar Kerry..... Lv	
12 20	74	Ar Edinburg..... Lv	
12 37	80	Ar Union..... Lv	
12 55	86	Ar Milton..... Lv	
1 10	92	Ar Osabrock..... Lv	
1 23	98	Ar Esby..... Lv	
1 48	104	Ar Langdon..... Lv	
2 04	111	Ar Dresden..... Lv	
2 20	118	Ar Wales..... Lv	
2 35	125	Ar Hannah..... Lv	

## LAKOTA AND SARLES

LAKOTA AND SARLES			
⑨ Daily	Mls.	TABLE Central Time 42	10 Daily
9 00	0	Lv St. Paul 1..... Ar	7 40
9 55	11	Ar Minneapolis 1..... Lv	7 05
10 43	384	Ar Lakota..... Lv	5 48
207 Ex. Sun.			208 Ex. Sun.
10 50	0	Lv Lakota 3..... Ar	4 32
f 11 04	7	Ar Rector..... Lv	
11 19	12	Ar Brocket..... Lv	
11 33	19	Ar Lawton..... Lv	
11 54	27	Ar Edmore..... Lv	
12 09	34	Ar Derrick..... Lv	
12 25	40	Ar Hampden..... Lv	
12 38	45	Ar Weaver..... Lv	
1 03	52	Ar Munich..... Lv	
1 21	60	Ar Clyde..... Lv	
1 35	66	Ar Calvin..... Lv	
1 50	73	Ar Sarles..... Lv	

## DEVILS LAKE AND HANSBORO

DEVILS LAKE AND HANSBORO			
⑨ Daily	Mls.	TABLE Central Time 43	⑩ Daily
7 00	0	Lv Devils Lake..... Ar	3 35
f 7 27	7	Ar Sweetwater..... Lv	
7 45	12	Ar Webster..... Lv	
8 05	17	Ar Garske..... Lv	
8 35	24	Ar Starkweather..... Lv	
f 8 45	29	Ar St. Joe..... Lv	
f 9 05	33	Ar Newville..... Lv	
9 27	40	Ar Olmstead..... Lv	
9 48	46	Ar Crocus..... Lv	
10 14	53	Ar Rock Lake..... Lv	
10 30	59	Ar Ellsberry..... Lv	
11 00	66	Ar Hansboro..... Lv	
203 Ex. Sun.			204 Ex. Sun.
9 00	0	Lv Devils Lake..... Ar	3 35
9 55	11	Ar Sweetwater..... Lv	3 15
2 17	485	Ar Webster..... Lv	2 55
		Ar Garske..... Lv	2 15
		Ar Starkweather..... Lv	1 50
		Ar St. Joe..... Lv	f 1 20
		Ar Newville..... Lv	f 1 10
		Ar Olmstead..... Lv	12 50
		Ar Crocus..... Lv	12 30
		Ar Rock Lake..... Lv	12 10
		Ar Ellsberry..... Lv	11 45
		Ar Hansboro..... Lv	11 30

DEVILS LAKE AND ST. JOHN			
⑨ Daily	Mls.	TABLE Central Time 45	⑩ Daily
9 00	0	Lv St. Paul 1..... Ar	10 30
9 55	11	Ar Minneapolis 1..... Lv	10 00
11 42	409	Ar Devils Lake..... Lv	11 42
209 Ex. Sun.			210 Ex. Sun.
1 40	0	Lv Devils Lake..... Ar	10 35
f 1 55	7	Ar Grand Harbor..... Lv	f 10 21
2 05	13	Ar Penn..... Lv	10 10
2 15	19	Ar Church's Ferry..... Lv	9 59
2 35	26	Ar Maza..... Lv	9 37
3 05	34	Ar Cando..... Lv	9 09
3 20	41	Ar Considine..... Lv	9 27
3 45	47	Ar Bisbee..... Lv	8 55
4 10	54	Ar Perth..... Lv	8 41
4 25	60	Ar Gronna..... Lv	8 28
4 55	66	Ar Rolla..... Lv	8 14
5 10	74	Ar St. John, N. D..... Lv	8 00

## YORK AND DUNSEITH

YORK AND DUNSEITH			
⑨ Daily	Mls.	TABLE Central Time 46	⑩ Daily
9 00	0	Lv St. Paul 1..... Ar	7 40
9 55	11	Ar Minneapolis..... Lv	7 05
12 50	446	Ar York 3..... Lv	3 52
353 Ex. Sun.			354 Ex. Sun.
4 05	0	Lv York..... Ar	12 01
f 4 20	7	Ar Hong..... Lv	f 11 20
4 45	14	Ar Wolford..... Lv	11 05
5 10	21	Ar Nanson..... Lv	10 25
5 40	27	Ar Rolette..... Lv	10 00
6 05	34	Ar Thorne..... Lv	9 30
6 25	42	Ar Dunseith..... Lv	9 00

## RUGBY AND ANTLER

RUGBY AND ANTLER			
⑨ Daily	Mls.	TABLE Central Time 47	⑩ Daily
9 00	0	Lv St. Paul 1..... Ar	7 40
9 55	11	Ar Minneapolis 1..... Lv	7 05
1 40	466	Ar Rugby 3*..... Lv	3 20
213 Ex. Sun.			214 Ex. Sun.
3 30	0	Lv Rugby*..... Ar	12 30
f 3 43	6	Ar Leverich..... Lv	f 12 10
4 00	13	Ar Barton..... Lv	11 58
4 20	21	Ar Willow City..... Lv	11 40
4 45	28	Ar Omeme..... Lv	11 19
5 15	35	Ar Bottineau..... Lv	10 57
5 40	41	Ar Carbury..... Lv	10 42
5 55	45	Ar Souris..... Lv	10 30
6 08	52	Ar Roth..... Lv	10 18
6 25	57	Ar Landa..... Lv	10 08
6 38	62	Ar Westhope..... Lv	9 56
6 50	68	Ar Kuroki..... Lv	9 42
	74	Ar Antler..... Lv	9 30
	80	Ar Antler..... Lv	9 30

f—Flag stop for revenue passengers.  
\*—Rugby, N. D.—Geographic center of North America.

## TOWNER AND MAXBASS

TOWNER AND MAXBASS			
⑨ Daily	Mls.	TABLE Central Time 48	⑩ Daily
9 00	0	Lv St. Paul..... Ar	7 40
9 55	11	Ar Minneapolis..... Lv	7 05
2 17	485	Ar Towner 3..... Lv	2 46
351 Ex. Sun.			352 Ex. Sat. & Sun.
2 55	0	Lv Towner..... Ar	12 35
f 3 15	9	Ar Milroy..... Lv	f 11 55
3 30	14	Ar Bantry..... Lv	11 30
4 00	22	Ar Upham..... Lv	10 50
4 18	30	Ar Deep..... Lv	10 10
4 32	35	Ar Newburg..... Lv	9 45
f 4 45	41	Ar Dunning..... Lv	f 9 10
5 00	45	Ar Maxbass..... Lv	8 50

GRANVILLE AND SHERWOOD			
⑨ Daily	Mls.	TABLE Central Time 49	⑩ Daily
9 00	0	Lv St. Paul 1..... Ar	7 40
9 55	11	Ar Minneapolis 1..... Lv	7 05
2 57	506	Ar Granville 3..... Lv	2 14
309 Ex. Sun.			310 Ex. Sat. & Sun.
3 05	0	Lv Granville..... Ar	12 45
f 3 20	7	Ar Rising..... Lv	f 12 15
3 40	13	Ar Deering..... Lv	12 01
f 3 52	18	Ar Wolseth..... Lv	f 11 40
4 15	24	Ar Glenburn..... Lv	11 20
f 4 27	30	Ar Forfar..... Lv	f 10 45
4 40	35	Ar Lansford..... Lv	10 30
5 00	41	Ar Truro..... Lv	10 10
5 35	46	Ar Mohall..... Lv	9 49
5 55	54	Ar Loraire..... Lv	9 20
6 15	61	Ar Sherwood..... Lv	9 00

## MINOT, BERTHOLD AND CROSBY

MINOT, BERTHOLD AND CROSBY			
⑨ Daily	Mls.	TABLE Central Time 50	⑩ Daily
9 00	0	Lv St. Paul..... Ar	10 30
9 55	11	Ar Minneapolis..... Lv	10 00
3 35	547	Ar Minot..... Lv	8 55
219 Ex. Sun.			220 Ex. Sun.
3 45	0	Lv Minot 4..... Ar	8 15
4 30	0	Ar Berthold 4..... Ar	7 33
4 50	7	Ar Hartland..... Ar	7 18
5 05	13	Ar Aurelia..... Ar	7 03
5 20	21	Ar Coulee..... Ar	6 48
5 35	28	Ar Kenaston..... Ar	6 33
5 50	34	Ar Niobe..... Ar	6 18
6 05	41	Ar Coteau..... Ar	6 02
6 20	48	Ar Woburn..... Ar	5 48
6 40	55	Ar Lignite..... Ar	5 32
f 6 55	63	Ar Stampede..... Ar	f 5 19
7 03	65	Ar Kincaid..... Ar	5 14
7 15	69	Ar Lincoln..... Ar	5 08
f 7 35	76	Ar Noonan..... Ar	f 4 54
f 7 45	81	Ar Paulson..... Ar	f 4 47
f 7 51	84	Ar Juno..... Ar	f 4 37
8 00	89	Ar Crosby..... Lv	4 30
Bus Ex. Sun.			Bus Ex. Sun.
AM 6 30		Lv Coteau..... Ar	AM 6 00
6 50		Ar Bowbells..... Ar	5 30
7 30		Ar Perella..... Ar	5 00

## BOWBELLS AND NORTHGATE

BOWBELLS AND NORTHGATE			
Freight Service Only	TABLE 50-A		Freight Service Only
		Ar Bowbells.....	
		Ar Perella.....	
		Ar Northgate.....	

## STANLEY AND GRENORA

STANLEY AND GRENORA			
⑨ Ex. Sun.	Mls.	TABLE Central Time 51	⑩ Ex. Mon.
7 30	0	Lv Stanley 4..... Ar	6 55
f 7 55	8	Ar Wassaic..... Lv	f 6 25
8 10	13	Ar Lostwood..... Lv	6 10
8 30	19	Ar Lunds Valley..... Lv	5 50
8 55	26	Ar Powers Lake..... Lv	5 30
9 15	33	Ar Battleview..... Lv	4 45
9 35	40	Ar McGregor..... Lv	4 20
9 55	46	Ar Hamlet..... Lv	3 55
10 30	52	Ar Wildrose..... Lv	3 30
10 50	59	Ar Corinth..... Lv	3 05
11 10	66	Ar Alamo..... Lv	2 35
11 30	71	Ar Appam..... Lv	2 15
11 45	76	Ar Zahl..... Lv	1 55
12 05	82	Ar Hanks..... Lv	1 35
12 30	88	Ar Grenora..... Lv	1 15

WILLISTON AND WATFORD CITY					
288 Ex. Sun.	285 Ex. Sun.	Mls.	TABLE Mountain Time 52	286 Ex. Sun.	287 Ex. Sun.
6 50	0	Lv Williston 4..... Ar	5 40	5 40	5 40
7 40	0	Ar Snowden 4..... Ar	5 00	5 00	5 00
8 11	14	Ar Fairview 53..... Lv	4 25	4 25	4 25
9 00	19	Ar Cartwright..... Lv	11 35	11 35	11 35
9 10	27	Ar Charbonneau..... Lv	11 24	11 24	11 24
9 26	33	Ar Alexander..... Lv	11 00	11 00	11 00
9 36	38	Ar Rawson..... Lv	10 56	10 56	10 56
9 48	43	Ar Armegard..... Lv	10 46	10 46	10 46
10 00	43	Ar WatfordCity..... Lv	10 35	10 35	10 35
10 15	51		10 20	10 20	10 20

## FAIRVIEW AND RICHEY

FAIRVIEW AND RICHEY					
291 Ex. Sun.	285 Ex. Sun.	Mls.	TABLE Mountain Time 53	286 Ex. Sun.	292 Ex. Sun.
6 50	0	Lv Williston 4..... Ar	5 40	5 40	5 40
7 40	0	Ar Snowden 4..... Ar	5 00	5 00	5 00
7 46	3	Ar Noble..... Ar			
8 00	9	Ar Mont..... Lv	4 50	4 50	4 50
8 11	14	Ar Dore, N. D..... Ar	4 36	4 36	4 36
8 21	14	Ar Fairview 52..... Ar	4 25	4 25	4 25
11 35	8 11	Lv Fairview..... Ar	4 25	9 00	9 00
f 11 45	8 20	Ar Ridgellawn..... Ar	f 4 10	f 8 51	f 8 51
11 59	8 35	Ar Sidney..... Lv	3 55	8 40	8 40
	12 05	Ar Sidney..... Lv	3 55		
	12 15	Ar Newlon Jct..... Ar	3 35		
	12 18	Ar Jenks..... Ar	3 32		
	12 29	Ar Epworth..... Ar	3 21		
	12 36	Ar Gettysburg..... Ar	3 06		
	12 44	Ar Lambert..... Ar	2 50		
	1 00	Ar Embert..... Ar	2 35		
	1 15	Ar Lane..... Ar	2 25		
	1 25	Ar Richey..... Lv	2 00		

## WILLISTON, BAINVILLE AND OPHEIM

WILLISTON, BAINVILLE AND OPHEIM					
291 Ex. Sun.	289 Ex.				



# GREAT NORTHERN RAILWAY

Read Down		BONNERS FERRY AND PORT HILL				Read Up	
	380 Mon., Fri.	Miles	TABLE Pacific Time 70		379 Mon., Fri.		
	12 45	0	Lv Bonners Ferry 5	Ar	9 30		
	1 20	8	" Ritz	"	8 55		
	2 00	17	" Copeland	"	8 10		
	2 45	26	Ar Port Hill	Lv	7 30		

		SOMERS-KALISPELL-HUBBARD			
Miles		TABLE 70-A			
	0.00	Somers			
	4.70	Balls Crossing			
	10.52	Kalispell			
	18.50	Kila			
	26.30	Athens			
	31.78	Marion			
	35.94	Bitterroot			
	38.61	Hubbard			

### SPOKANE AND REPUBLIC

		TABLE 71					
Miles							
	0	Lv	Spokane	Ar			
	96	"	Kettle Falls	"			
	108	"	Boyd	"			
	113	"	Barstow	"			
	118	"	Dulwich	"			
	120	"	Orient	"			
	124	"	Gouldstake	"			
	130	"	Laurier, Wash.	"			
	142	"	Grand Forks, B. C.	"			
	145	"	Danville, Wash.	"			
	149	"	Hurlbert	"			
	155	"	Curlew	"			
	161	"	Malo	"			
	168	"	Pollard	"			
	171	"	Torbooy	"			
	176	Ar	Republic	Lv			

### SPOKANE AND SOUTH NELSON

		TABLE 72					
Miles							
	0	Lv	Spokane	Ar			
	5	"	Hillyard	Lv			
	9	"	Mead	"			
	14	"	Dean	"			
	19	"	Wayside	"			
	23	"	Derson	"			
	26	"	Deer Park	"			
	32	"	Clayton	"			
	37	"	Loon Lake	"			
	48	"	Springdale	"			
	51	"	Cline	"			
	56	"	Grays	"			
	64	"	Valley	"			
	66	"	Chewelah	"			
	73	"	Addy	"			
	80	"	Arden	"			
	83	"	Orin	"			
	87	"	Colville	"			
	90	"	Palmer	"			
	96	"	Kettle Falls	"			
	106	"	Evans	"			
	109	"	Bossburg	"			
	120	"	Dolomite	"			
	121	"	Marble	"			
	129	"	Northport	"			
	138	"	Boundary, Wash.	"			
	140	"	International Boundary	"			
	144	"	Waneta, B. C.	"			
	149	"	Columbia Gardens	"			
	154	"	Fruitvale	"			
	159	"	Parks	"			
	162	"	Meadows	"			
	164	"	Eric	"			
	168	"	Salmo	"			
	172	"	Boulder Mill	"			
	179	"	Ymir	"			
	183	"	Hall	"			
	189	Ar	South Nelson	Lv			
		(Nelson, B. C.)					

Read Down		WASHINGTON, IDAHO & MONTANA RY.				Read Up	
	4 Ex. Sun.	2 Ex. Sun.	Miles	TABLE Pacific Time 73		3 Ex. Sun.	1 Ex. Sun.
	4 10	11 05	0	Lv	Palouse	Ar	3 52
	4 28	11 24	7	"	Kennedy Ford	"	3 34
	4 35	11 41	11	"	Potlatch	"	3 26
		11 51	14	"	Princeton	"	3 04
		12 04	20	"	Harvard	"	2 51
		12 30	31	"	Vassar	"	2 25
		12 43	34	"	Deary	"	2 17
		12 57	39	"	Cornell	"	2 01
		1 13	47	Ar	Bovill	Lv	1 45

### SPOKANE - COLVILLE - KETTLE FALLS - TRAIL - NELSON

Operated by Auto Interurban Bus Company  
Great Northern Railway tickets honored.

507 Ex. Sun.		505 Daily		503 Ex. Sun.		501 Daily		Mls.		Bus Schedule Pacific Time 74		502 Ex. Sun.		504 Daily		506 Ex. Sun.		508 Daily	
PM	AM	PM	AM	PM	AM	PM	AM			AM	PM	PM	PM	PM	PM	PM	PM	PM	PM
6 30	3 45	12 50	8 00	0	Lv	Spokane	Ar	9 45	2 00	6 00	7 45								
6 43	3 58	1 03	8 13	7	"	Whitworth	Lv	9 33	1 43	5 48	7 28								
6 48	4 03	1 10	8 18	10	"	Dartford	"	9 30	1 40	5 45	7 25								
6 50	4 05	1 08	8 20	12	"	Midway	"	9 28	1 38	5 43	7 23								
6 52	4 07	1 12	8 22	14	"	Hammonds	"	9 25	1 35	5 40	7 20								
6 55	4 10	1 15	8 25	16	"	Wayside	"	9 20	1 30	5 35	7 15								
7 00	4 15	1 20	8 30	20	"	Dannison	"	9 15	1 25	5 30	7 10								
7 07	4 22	1 27	8 37	24	"	Deer Park	"	9 10	1 20	5 25	7 05								
7 15	4 30	1 35	8 45	28	"	Clayton	"	9 00	1 10	5 20	7 00								
7 25	4 40	1 45	8 55	35	"	Loon Lake	"	8 50	1 00	5 05	6 45								
7 40	4 55	2 00	9 10	41	"	Springdale	"	8 40	12 50	4 55	6 35								
7 45	5 00	2 05	9 15	45	"	Grays	"	8 30	12 40	4 45	6 25								
7 50	5 05	2 10	9 20	50	"	Valley	"	8 20	12 30	4 35	6 15								
7 58	5 13	2 18	9 28	54	"	Cottonwood	"	8 15	12 25	4 30	6 10								
8 05	5 20	2 25	9 35	58	"	Chewelah	"	8 10	12 20	4 25	6 05								
8 15	5 30	2 35	9 45	64	"	Blue Creek	"	8 00	12 10	4 15	5 55								
8 20	5 35	2 40	9 50	66	"	Addy	"	7 55	12 05	4 10	5 50								
8 25	5 40	2 45	9 55	68	"	Twelve Mile	"	7 50	12 00	4 05	5 45								
8 30	5 45	2 50	10 00	74	"	Arden	"	7 42	11 52	3 57	5 37								
8 32	5 47	2 52	10 02	76	"	Orin	"	7 40	11 50	3 55	5 35								
8 40	5 55	3 00	10 10	80	Ar	Colville	Lv	7 35	11 45	3 50	5 30								
8 45	6 15	3 05	10 25	80	Lv	Colville	Ar	7 30	11 25	3 45	5 10								
8 50	6 20	3 10	10 29	83	"	Palmer	Lv	7 20	11 20	3 35	5 00								
8 57	6 27	3 17	10 33	86	"	Mission	"	7 18	11 13	3 33	4 58								
9 00	6 30	3 20	10 37	89	Lv	Kettle Falls	Lv	7 15	11 10	3 30	4 55								
	6 30		10 37	89	Ar	Kettle Falls	Ar		11 10		4 55								
	6 40		10 45	96	"	Marcus	Lv		11 00		4 45								
	6 45		10 51	100	"	Powell	"		10 50		4 35								
	6 47		10 53	101	"	Evans	"		10 48		4 33								
	6 50		10 59	105	"	Bossburg Jct.	"		10 45		4 30								
	7 05		11 10	116	"	Marble Jct.	"		10 30		4 15								
	7 10		11 14	118	"	Orion Creek	"		10 20		4 05								
	7 20		11 22	124	"	Northport, Wash.	"		10 10		3 55								
	7 40		11 55	132	"	Patterson, B. C.	"		9 55		3 40								
	8 00		12 15	139	"	Rossland	"		9 35		3 20								
	8 15		12 30	145	Ar	Trail, B. C.	Ar		9 15		3 00								

#Saturday and Sunday only.  
Rail tickets reading via the Great Northern Railway between Spokane and South Nelson, B. C., and intermediate points served by the Auto Interurban Bus Company, will be honored on buses.  
Ask your local Great Northern Railway ticket agent for complete information.

## INSURE YOUR BAGGAGE

The Great Northern Railway has on sale at its principal ticket offices, a policy of the St. Paul Fire & Marine Insurance Co., which insures your baggage and personal effects for an entire journey (by any means of transportation) anywhere in the World. It also includes protection while at hotels, transfers, etc. Cost is low, and conditions exceedingly liberal. Minimum premium, twenty-five cents.

ASK YOUR TICKET AGENT FOR PARTICULARS

Time from 12.01 midnight to 12.00 noon shown in light face type; time from 12.01 noon to 12.00 midnight shown in heavy face type.

Read Down		SPOKANE AND COEUR D'ALENE		Read Up	
TABLE 75					
	Miles				
	0	Lv Spokane, Wash. $\uparrow$		Ar	
	1	Shops.....		"	
	4	Parkwater.....		"	
	6	Orchard Ave.....		"	
	7	Millwood.....		"	
	12	Flora.....		"	
	13	Greenacres.....		"	
	18	Spokane Bridge.....		"	
	22	McGuire's.....		"	
	24	Post Falls.....		"	
	28	Huetter.....		"	
	29	Atlas.....		"	
	31	Gibbs.....		"	
	32	Ar Coeur d'Alene, Idaho		Lv	

**Freight Service Only**

**Freight Service Only**

For Passenger Service See Table 75A

Read Down		SPOKANE TO PORTLAND				Read Up	
SPOKANE, PORTLAND & SEATTLE RY.							
	Oriental Limited	Empire Builder	Miles		Empire Builder	Oriental Limited	
	3 Daily	1 Daily			2 Daily	4 Daily	
	11 15	1 00	0	Lv Chicago 1	Ar	2 00	8 35
				Great Northern Ry.			
	9 10	8 15	0	" St. Paul 1	"	7 00	10 30
	9 40	8 45	11	" Minneapolis 1	"	6 30	10 00
				Pacific Time			
	9 15	11 30	1454	Ar Spokane 7, 8	Lv	11 30	8 05

SPOKANE AND COEUR D'ALENE					
Operated by Auto Interurban Bus Company					
Great Northern Railway tickets honored					
Additional bus service from Spokane, east-bound, every hour after 7:15 a. m. up to and including 6:15 p. m. then 7:45 p. m., 9:30 p. m., 11:15 p. m. and 12:30 a. m.	Daily Ex. Su. AM	Mis.	Bus Schedule Pacific Time	Daily AM	Additional bus service from Coeur d'Alene, westbound every hour after 6:30 a. m. up to and including 7:30 p. m., then 10:00 p. m., and 11:30 p. m.
	7 05	0 0	Lv Spokane, Wash. $\uparrow$	7 35	
	7 28	8 6	" Irvin	Lv	7 10
	7 30	9 7	" Trentwood	"	7 06
	7 32		" Velox	"	7 00
	7 38	14 7	" Otis Orchards	"	6 56
	7 42	18 5	" East Farms	"	6 53
	7 46	21 8	" McGuire's	"	6 51
	7 48	23 8	" Post Falls	"	6 49
	7 50	25 2	" Ross Point	"	
	8 10	33 0	" Coeur d'Alene, Ida. $\uparrow$	Lv	6 30

**Bus Service between Coeur d'Alene and Farragut**  
Interlake Bus Lines maintain frequent service in each direction between Coeur d'Alene and Farragut.

Rail tickets reading via the Great Northern Railway between Spokane and Coeur d'Alene and intermediate points served by the Auto Interurban Bus Company, will be honored on buses.  
Further information and schedules covering additional bus service between Spokane and Coeur d'Alene, Coeur d'Alene and Farragut can be obtained from your local ticket agent.  
\*Restaurant in station.

SPOKANE AND COLFAX					
TABLE 76					
	Miles				
	40	Lv Spring Valley, Wash.		Ar	
	45	Rosalia.....		"	
	55	Thornton.....		"	
	59	Cashup.....		"	
	64	Stephens.....		"	
	76	Ar Colfax, Wash.		Lv	

SPOKANE AND MOSCOW					
TABLE 77					
	Miles				
	0	Lv Spokane, Wash.		Ar	
	1	Shops.....		"	
	7	Moran.....		"	
	9	Parkview.....		"	
	15	Excelsior.....		"	
	16	Valley Ford.....		"	
	19	Freeman.....		"	
	25	Mt. Hope.....		"	
	30	West Fairfield.....		"	
	34	Waverly.....		"	
	40	Spring Valley.....		"	
	45	Fairbanks.....		"	
	50	Geary.....		"	
	53	Oakesdale.....		"	
	57	Sokulk.....		"	
	60	Crabtree.....		"	
	65	Garfield.....		"	
	69	Ladown.....		"	
	71	Grinnell.....		"	
	75	Palouse (W. I. & M. Jct. 73)		"	
	82	Viola, Idaho		"	
	90	Ar Moscow, Idaho		Lv	

SPOKANE, PORTLAND & SEATTLE RY.								
	5 Daily	3 Daily	Empire Builder 1 Daily	Miles		Empire Builder 2 Daily	Oriental Limited 4 Daily	6 Daily
	7 15	9 30	12 06	0	Lv Spokane G. N. Sta.	Ar	10 55	6 50
					Spokane N. P. Sta.	Lv		8 05
		10 26		19	Ar South Cheney	Lv		6 02
		10 43		36	" Amber	"		5 44
				44	" Rodna	"		5 12
				50	" Lamont	"		4 58
				56	" Rockwell	"		4 48
				62	" Macall	"		4 29
				68	" Lantz	"		3 57
				69	" Benge	"		3 49
				80	" Hooper	"		3 15
				88	" Washtucna	"		4 05
				94	" Sperry	"		3 38
				102	" Kahlotus	"		3 29
				110	" Farrington	"		3 22
				121	" Snake River	"		3 12
				129	" Sned	"		2 52
				135	" Levey	"		2 44
				149	Lv Pasco	Ar	7 40	12 47
				150	Ar Kennewick	"		12 20
				155	" Finley	"		12 16
				160	" Hoyer	"		12 03
				166	" Yellepit	"		11 50
				181	" Berrian	"		11 35
				187	" Plymouth	"		11 20
				191	" Kings	"		11 15
				199	" Paterson	"		11 08
				209	" Whitcomb	"		11 20
				217	" Alderdale	"		11 15
				222	" McCredie	"		11 08
				233	" Roosevelt	"		11 57
				239	" Sundale	"		10 51
				249	" Goodnoe	"		10 40
				261	" Cliffs	"		11 28
				265	" Maryhill	"		11 20
				273	Lv Wishram 82	Ar	5 15	11 11
				277	Ar Avery	"		11 03
				286	" Northdalles	"		11 50
				294	" Lyle 80	"		11 35
				304	" Bingen-White Salmon	"		11 20
				307	" Underwood	"		11 15
				309	" Hood	"		11 08
				314	" Cooks	"		11 57
				322	" Carson	"		10 51
				326	" Stevenson	"		10 40
				331	" North Bonneville (Bonneville Dam)	"		11 28
				337	" Skamania	"		11 20
				342	" Prindle	"		11 11
				347	" Mount Pleasant	"		11 03
				352	" Washougal	"		9 55
				355	" Camas	"		9 45
				360	" Fisher	"		9 30
				369	Lv Vancouver, Wash. 91	Ar	3 23	9 17
				371	Ar No. Portland	"		9 14
				373	" East St. Johns	"		9 00
				380	Ar Portland 91	Lv	3 00	

b—Stops on flag to receive revenue passengers for Bingen-White Salmon, Vancouver and Portland.  
c—Stops to discharge revenue passengers from Portland, Vancouver and Bingen-White Salmon.  
d—See page 18 for further information. f—Flag stop.  
g—No. 3 will stop at any station to discharge revenue passengers from Spokane or East also at any station East of Pasco to receive revenue passengers for Vancouver and Portland.  
h—Stops to receive revenue passengers for Vancouver and Portland.  
i—No. 4 will stop at any station to receive revenue passengers for Spokane or East also at any station East of Pasco to discharge revenue passengers from Vancouver or Portland.  
j—Stops to discharge revenue passengers from Portland and Vancouver.  
k—Stops daily except Sunday. Stops to receive passengers made only upon advance arrangements through local agents.  
l—Stops to discharge passengers made upon application to train conductors.  
m—Stops to discharge paying passengers from Spokane.

LYLE AND GOLDENDALE				
Read Down		S. P. & S. Ry.	Read Up	
120 Daily	Mls.	TABLE Pacific Time 80	121 Daily	
11 55	0	Lv Lyle 78.....	Ar	8 40
f 12 20	6	Lv Wrights.....	Lv	f 8 20
f 12 35	10	" Pitt.....	"	f 8 08
12 45	13	" Klickitat.....	"	f 7 58
f 1 00	17	" Wahkiakus.....	"	f 7 47
f 1 25	23	" Swale.....	"	f 7 29
f 1 55	30	" Warwick.....	"	f 7 06
2 15	35	" Centerville.....	"	f 6 50
2 40	42	Ar Goldendale.....	Lv	6 30

PORTLAND, ASTORIA AND SEASIDE  
S. P. & S. Ry.

21 Daily	Mls.	TABLE Pacific Time 81	22 Daily
8 10	0	Lv Portland, Union Sta....	Ar
f 8 26	7	" Linnton.....	f 6 45
f 8 49	20	" Scappoose.....	f 6 08
f 8 56	24	" Warren.....	f 6 00
f 9 04	28	" St. Helens.....	f 5 54
f 9 09	30	" Columbia City.....	f 5 46
f 9 14	33	" Deer Island.....	f 5 41
f 9 25	39	" Goble.....	f 5 31
f 9 30	42	" Prescott.....	f 5 26
9 40	46	Ar Rainier.....	Lv

10 35	Mls.	TABLE Pacific Time 82	11 00
10 35	0	Lv Longview.....	Ar
8 00	0	Lv By Direct Bus 30c	Ar
9 40	46	Lv Rainier.....	Ar
10 02	56	" Mayger.....	f 4 59
f 10 06	58	" Locoda.....	f 4 55
10 09	59	" Quincy.....	f 4 53
10 18	62	" Clatskanie.....	f 4 47
f 10 28	67	" Marshland.....	f 4 39
10 39	71	" Westport.....	f 4 34
10 44	74	" Waukena.....	f 4 18
f 10 51	77	" Bradwood.....	f 4 14
f 10 56	78	" Clifton.....	f 4 05
f 11 05	83	" Brownsmead.....	f 4 01
f 11 10	85	" Blind Slough.....	f 3 58
f 11 14	87	" Knappa.....	f 3 50
f 11 22	90	" Swensen.....	f 3 30
11 55	100	Ar Astoria.....	Lv
11 55	100	Lv Astoria.....	Ar
12 14	106	" Warrenton.....	f 3 00
f 12 21	108	Lv Camp Clatsop.....	Ar
f 12 37	116	Lv Clatsop Beach.....	Ar
12 45	118	" Gearhart.....	f 2 51
		Ar Seaside.....	Lv

METHOW VALLEY STAGE LINE  
Daily Schedule

TABLE Pacific Time 81-A	10 43
8 30 Lv Wenatchee.....	Ar
10 34 Ar Methow.....	Lv
11 14 " Twisp.....	Lv
11 30 " Winthrop.....	Lv

EQUIPMENT—Nos. 4-102 and 103-3. Coaches daily between Wishram and Bend. Air-conditioned Observation Club Car between Portland and Wishram. f—Flag stop for revenue passengers.

Note—The line of the Great Northern between Bend, Ore., and Bieber, Cal., and the connecting line of the Western Pacific Bieber to Keddie, Cal., where it joins its main line into San Francisco, is used only for the handling of freight.

**YOU GO GREAT WHEN YOU GO GREAT NORTHERN**

WISHRAM AND BEND OREGON TRUNK RY.				
Read Down		Read Up		
4-102 Daily	Mls.	TABLE Pacific Time 82	103-3 Daily	
9 00	0	Lv Portland.....	Ar	7 15
12 05	107	Lv Wishram.....	Ar	4 20
12 30	0	Lv Wishram.....	Ar	3 00
f 12 36	2	" Celilo.....	Lv	f 2 46
f 12 43	9	" Moody.....	"	f 2 40
f 12 55	12	" Kloan.....	"	f 2 25
f 1 08	18	" Lockitt.....	"	f 2 09
f 1 25	26	" Dike.....	"	f 1 50
f 1 33	31	" Sinamox.....	"	f 1 34
f 1 53	40	" Oakbrook.....	"	f 1 10
f 2 09	48	" Sherar.....	"	f 12 44
f 2 15	51	" Tuskan.....	"	f 12 36
2 23	55	" Maupin.....	"	12 27
f 2 41	64	" Nena.....	"	f 12 01
f 2 49	68	" Frieda.....	"	f 11 51
f 3 01	74	" Dant.....	"	f 11 36
f 3 05	75	" Davidson.....	"	f 11 31
f 3 15	80	" Kaskela.....	"	f 11 18
f 3 26	86	" South Jct.....	"	f 11 03
f 3 43	94	" Gateway.....	"	10 41
f 4 04	100	" Paxton.....	"	10 26
4 30	105	" Madras.....	"	10 10
4 40	110	" Metolius.....	"	9 55
4 48	115	" Culver.....	"	9 43
f 5 01	122	" Opal City.....	"	f 9 25
f 5 20	132	" Terrebonne.....	"	f 9 05
f 5 45	135	" Prineville Jct.....	"	f 8 58
f 6 05	144	" Redmond.....	"	8 50
6 30	152	Ar Bend 83.....	Lv	8 00

BEND, KLAMATH FALLS, BIBER & SAN FRANCISCO

Mls.	TABLE Pacific Time 83	
0	Lv Bend.....	Ar
13	" Lava.....	"
15	" Hixon Jct.....	"
24	" Stearns.....	"
32	" La Pine.....	"
39	" Beal.....	"
45	" Fremont.....	"
52	" Crescent.....	"
68	" Chemult.....	"
115	" Chiloquin.....	"
124	" Modoc Point.....	"
133	" Algoma.....	"
144	Ar Klamath Falls.....	Lv
145	Lv So. Klamath.....	Ar
159	" Merrill.....	"
164	" Adams Pt.....	"
169	" Malin.....	"
176	" Stronghold.....	"
181	" Kandra.....	"
188	" Mammoth.....	"
194	" Tionesta.....	"
199	" Kephart.....	"
211	" Scarface.....	"
222	" Lookout.....	"
234	Ar Bieber.....	Lv
	Lv Western Pacific	
234	Lv Bieber.....	Ar
346	" Keddie.....	"
422	" Oroville.....	"
488	" Sacramento.....	"
533	" Stockton.....	"
620	" Oakland.....	"
627	Ar San Francisco.....	Lv

Freight Service Only  
See Note below

Freight Service Only  
See Note below

WENATCHEE AND MANSFIELD				
Read Down		Read Up		
382 Mon. & Thurs.	Mls.	TABLE Pacific Time 84	381 Mon. & Thurs.	
7 00	0	Lv Wenatchee 9.....	Ar	6 00
7 05	7	" Appleyard 9.....	"	5 50
f 7 20	7	" Malaga 9.....	"	f 5 40
f 7 30	11	" Rock Island 9.....	"	f 5 30
f 7 35	12	" Voltaire 9.....	"	f 5 15
7 45	16	Ar Columbia River.....	Lv	5 10
7 55	16	Lv Columbia River 9.....	Ar	5 00
8 40	32	" Palisades.....	"	4 15
f 9 00	37	" McCue.....	"	f 3 35
9 40	52	" Allstown.....	"	2 55
10 35	59	" Douglas.....	"	2 30
f 11 00	59	" Supplee.....	"	f 2 00
11 31	65	" Withrow.....	"	1 40
f 11 50	71	" Touhey.....	"	f 1 20
12 10	76	Ar Mansfield.....	Lv	1 00

ROCKPORT-NEUHALEM RAILROAD

2 Daily	Mls.	TABLE Pacific Time 85	1 Daily
2 00	0	Lv Rockport.....	Ar
2 21	6	" Corkindale.....	Lv
2 36	12	" Stewarts.....	Ar
2 51	13	" Jennings.....	Ar
3 09	16	" Cranes.....	Ar
3 29	23	Ar Newahalem.....	Lv

BURLINGTON-ROCKPORT

Mls.	TABLE Pacific Time 86	
0	Lv Burlington 90.....	Ar
5	" Sedro-Woolley.....	"
8	" Cokedale.....	"
13	" Lyman.....	"
16	" Hamilton.....	"
22	" Birdsview.....	"
26	" Grassmere.....	"
28	" Concrete.....	"
37	Ar Rockport 85.....	Lv

BURLINGTON-ANACORTES

Freight Service Only	Mls.	TABLE Pacific Time 86	Freight Service Only
0	Lv Burlington.....	Ar	
7	" Whitney.....	Lv	
10	" Whitmarsh.....	Lv	
16	Ar Anacortes.....	Lv	

MT. VERNON-LaCONNOR-ANACORTES

Daily Service  
Leave Mt. Vernon 8:45 am, \*10:45 am, 1:45 pm, 5:10 pm, 7:45 pm.  
Leave Anacortes \*7:40 am, 9:50 am, \*12:40 pm, 3:50 pm, 6:50 pm.  
\*—Via LaConnor.  
Running time 30 minutes. Fare one way 60c; round trip, \$1.00.

**BUS SCHEDULES**

MT. VERNON-ROCKPORT  
Daily Service  
Leave Mount Vernon 8:45 am, \*10:45 am, \*1:45 pm, \*5:10 pm, \*7:45 pm.  
Leave Rockport \*8:30 am, \*1:30 pm, 12:55 pm, \*2:55 pm, 6:55 pm.  
Fare to Sedro-Woolley 40c one way, 65c round trip; to Rockport \$1.65 one way, \$2.65 round trip.  
\*—Via Burlington.  
①—To Sedro-Woolley only.  
②—To Rockport.

WENATCHEE AND OROVILLE				
Read Down		Read Up		
254 Ex. Sun.	Mls.	TABLE Pacific Time 87	253 Ex. Sun.	
AM	7 00	0	Lv Wenatchee 9.....	Ar
f 7 07	3	" Olds.....	Lv	6 30
f 7 17	8	" Zena.....	"	16 19
f 7 28	14	" Wagnersburg.....	"	16 09
f 7 55	26	" Winesap.....	"	15 56
f 8 07	32	" Stayman.....	"	5 43
f 8 19	38	" Chelan Falls.....	"	5 27
f 8 30	39	" Chelan.....	"	5 00
f 8 40	44	" Hugo.....	"	4 56
f 8 52	50	" Azwell.....	"	f 4 42
f 9 00	53	" Starr.....	"	f 4 29
f 9 20	59	" Pateros.....	"	f 4 22
9 35	65	" Brewster.....	"	3 59
f 9 50	72	" Monse.....	"	f 3 46
f 10 00	76	" Wakefield.....	"	f 3 37
f 10 13	83	" Malott.....	"	f 3 25
f 10 20	87	" Chillowist.....	"	f 3 18
10 35	92	" Okanogan.....	"	3 09
10 50	96	" Omak.....	"	2 57
f 11 00	100	" Cherookee.....	"	f 2 45
11 08	105	" Riverside.....	"	2 36
f 11 19	110	" Barker.....	"	f 2 27
f 11 30	115	" Janis.....	"	f 2 15
11 40	120	" Tonasket.....	"	2 05
f 11 52	126	" Ellisford.....	"	f 1 53
f 12 03	132	" Cordell.....	"	f 1 42
12 15	137	Ar Oroville 88.....	Lv	1 30

OROVILLE AND HEDLEY

Mls.	TABLE Pacific Time 88	
0	Lv Oroville 87.....	Ar
11	" Nighthawk.....	Lv
21	" Chopaka, Wash.....	"
34	" International Boundary.....	"
38	" Cawston.....	"
51	" Keremeos.....	"
56	Ar Bradshaw.....	"
	Ar Hedley.....	Lv

LAKE CHELAN BOAT CO.  
Winter Schedule and Tariff

Four round trips per week—Sun., Mon., Wed. & Fri.

Chelan to Lucerne and Stehekin

Going—  
Leave Chelan 9:10 am, Lucerne 12:35 pm  
Arrive Stehekin 1:15 pm.

Returning—  
Leave Stehekin 1:30 pm, Lucerne 2:25 pm.  
Arrive Chelan 5:30 pm.

Fare—  
Chelan to Lucerne and return - - - \$3.50  
Chelan to Stehekin and return - - - \$5.00



VANCOUVER-BELLINGHAM-EVERETT-SEATTLE

Read Down			Read Up		
Local 357 Ex.Sun.	Afternoon Puget Sounder 355 Daily	Morning Puget Sounder 359 Daily	Miles	TABLE Pacific Time 90	Local 356 Ex.Sun.
4 15	5 00	7 30	0	Lv Vancouver, B. C.	12 45
4 40	5 23	7 52	13	Ar "New Westminster.	12 22
			19	" Townsend.	9 16
5 05			24	" Colebrook.	f 1 05
5 12		f 8 18	28	" Crescent.	12 58
			29	" Ocean Park.	
5 30	6 05	8 31	33	" White Rock, B. C.	11 43
				U. S.-Canadian Boundary	8 39
5 50	6 20	8 42	36	" Blaine, Wash.	11 32
6 02			44	" Custer.	8 29
6 12			49	" Ferndale.	12 18
6 40	6 54	9 12	58	" Bellingham.	10 58
6 59			61	" South Bellingham.	7 55
7 26			71	" Samish.	f 11 25
7 33			75	" Bow.	f 11 05
7 48	7 31	9 49	82	" Burlington 86.	10 20
8 03	7 38	9 57	86	" Mount Vernon.	7 10
8 12			91	" Fir.	10 13
8 22			98	" Stanwood.	7 03
8 31			104	" Silvana.	f 10 24
8 37			108	" English.	10 12
9 25	* 8 24	10 50	115	Ar Everett 9.	9 30
9 33			122	Lv Mukilteo.	* 9 17
9 46			126	Lv Meadowdale.	6 10
9 53	* 8 46		133	" Edmonds.	9 10
9 59			137	" Richmond Beach.	f 8 49
			140	" Ballard.	f 8 33
10 14			148	" Interbay.	f 8 26
10 30	9 20	11 55	155	Ar Seattle 9.	8 13

Read Down			Read Up					
402 Daily	458 Daily	408 Daily	460 Daily	TABLE Pacific Time 91	457 Daily	407 Daily	459 Daily	401 Daily
11 30	4 30	12 25	8 20	Lv Seattle (King St. Sta.)	9 00	4 10	9 00	6 45
11 59	4 54			Ar Seattle (Union Sta.)	9 00		6 45	
12 07	5 01		8 44	" Kent.	1 15		6 09	
12 19	5 12		8 54	" Auburn.	1 37		5 59	
12 23			9 04	" Sumner.	1 25		5 44	
12 40	5 30	1 15	9 09	" Puyallup.		1 07	5 39	
1 00	5 40	1 19	9 25	Lv Tacoma 9.	12 57	3 15	8 00	5 00
			9 35	Lv Tacoma.	3 11	7 50	8 00	5 00
			10 00	" Titlow.			4 39	
			10 56	" Steilacoom.			4 29	
			11 11	" Ketrone.			4 15	
1 32			11 58	" Nisqually.		f 7 15	4 29	
1 44	6 27	2 03	12 07	" East Olympia.	12 09	2 24		
1 59			12 17	" Tenino.	11 55		3 43	
2 23			10 39	" Bucoda.	11 50		3 20	
2 33	6 53	2 30	10 50	Ar Centralia.	11 39	2 00	6 37	3 10
2 53	6 58	2 30	10 55	Lv Centralia.	11 34	2 00	6 37	3 05
3 05	7 07	2 38	11 08	Lv Chehalis.	11 27	1 46	6 27	3 43
3 25			11 21	" Napavine.	11 12		6 02	3 21
3 35	7 25		11 33	" Napavine.	11 04		6 01	3 07
3 47			11 44	" Vader.	10 54		5 54	2 54
4 05			12 02	" Castle Rock.	10 39		5 40	2 40
4 15			12 13	" Ostrander.	10 30		5 27	2 27
4 35	8 00	3 24	12 20	Lv Kelso-Longview A.	10 25	1 05	5 40	2 22
4 55			12 35	" Kalama.	10 08		5 27	2 08
5 16			12 48	" Woodland.	9 54		5 14	1 50
5 31			12 56	" Ridgefield.	9 45		5 00	1 38
6 10	8 44	4 08	1 15	Ar Vancouver.			4 55	1 28
				Wash. 78.	9 27	12 22	4 55	1 28
6 15	8 47	4 10	1 20	Lv Vancouver.	9 26	12 22	4 51	1 28
				Wash. 78.				
			f 1 25	Wash.-Ore. State Line				
				" No. Portland.				
				Ore. 78.	f 9 22			
			f 1 29	" East St. Johns 78				
6 45	9 15	4 35	1 50	Ar Portland 8-78-92	9 00	12 01	4 30	1 30

Tickets reading G. N., N. P. or U. P. railroads are interchangeable on all trains to any point between Seattle and Portland, inclusive. Passengers using optional routes should check their baggage, otherwise it may be subject to delay. See page 34 for equipment.

the PUGET SOUNDERS  
Fast daily morning and afternoon trains between  
Seattle and Vancouver, B. C.

Time from 12.01 midnight to 12.00 noon shown in light face type; time from 12.01 noon to 12.00 midnight shown in heavy face type.

Read Down CONNECTIONS AT PORTLAND Read Up

Read Down			Read Up		
Cascade, 11	Shasta Daylight Streamlined 9	SOUTHERN PACIFIC CO. TABLE Pacific Time 92	Cascade, 12	Shasta Daylight Streamlined 10	330
329	15	19	16	20	330
7 00	9 50	4 50 8 45	7 45	8 00	7 25
9 10	11 40	6 20 10 35	9 00	9 50	5 20
10 20	12 32	6 52 11 10	9 31	10 30	4 30
11 50	1 30	7 46 12 10	10 16	11 20	3 40
3 10	4 08	13 05	11 48	12 40	11 46
3 20	4 28	14 00	12 30	1 30	11 43
8 31	15 20	14 10	1 15	1 38	12 30
9 10	15 40	14 40	1 40	1 55	7 15
		4 15		1 55	6 13
		1 00		2 50	6 00
		4 00 10 25		3 50	10 10
		4 10 10 50		4 55	6 05
		5 55 12 55		5 00	5 40
		6 50 9 20		6 28	3 40
		7 13		7 13	11 23
		5 15 9 04		9 45	9 53
		9 50 * 6 00		9 45	9 10
		10 50 7 40		10 45	8 10
		11 20 8 15		11 15	7 45
		12 15 7 25		12 15	7 50
		9 55 7 25		10 55	7 50

Trains 15 and 16 routed through Davis and Sacramento and do not go via Marysville.

①-Flag stop for revenue passengers.

\*-Stops on flag to receive revenue passengers for Tacoma and South.

②-Stops on flag to discharge revenue passengers from Vancouver, Wash., and beyond and to receive revenue passengers for points beyond Seattle.

③-Stops to receive revenue passengers for south of Tacoma and at Sumner and Puyallup to discharge revenue passengers from Seattle.

④-Connects with G. N. Train No. 1 "Empire Builder" and No. 3 Oriental Limited from the East. See Table 9.

⑤-Connects at Seattle with G. N. Train No. 4 "Oriental Limited" to Spokane, Minneapolis, St. Paul, Chicago and East. See Table 9.

⑥-Stops on flag to receive revenue passengers for Vancouver, Wash., and beyond and to discharge revenue passengers from Tacoma and beyond.

⑦-Stops on flag to receive revenue passengers for Tacoma and Seattle and to discharge revenue passengers from Vancouver, Wash., and beyond.

⑧-Stops on flag for revenue passengers to or from Tacoma or Portland and beyond.

⑨-Stops to detain passengers from Portland or beyond.

A-Longview is reached by bus from Kelso.

\*-Connection via Pacific Greyhound to or from Sacramento.

⑩-Pullman and all seats reserved in chair cars.

⑪-Direct train via Sacramento and Valley Line.

⑫-All seats reserved in chair cars and parlor car.

⑬-San Joaquin Daylight via Valley Line, change at Martinez. Streamliner Coach seats reserved in advance south of Martinez.

⑭-Via connecting train. ⑮-Via connecting bus. ⑯-Restaurant in station.

⑰-Connects at Everett with train No. 4, the "Oriental Limited," to Wenatchee, Spokane and points east. See Table 9.

⑱-Connects at either Seattle or Everett with train No. 1, the "Empire Builder," and No. 3, the "Oriental Limited," from Spokane and points East. See Table 9.

⑲-Stops to discharge revenue passengers from points North of Everett.

⑳-Stops on flag to take paying passengers for Seattle and beyond, and to let off paying passengers from Tacoma and points south.

㉑-Stops on flag to take paying passengers for Vancouver, Washington and beyond, and to let off paying passengers from points beyond Seattle.

㉒-Union Pacific Station North Puyallup.

㉓-Connects at Everett or Seattle with train No. 4 the Oriental Limited to Wenatchee, Spokane and points east.

The RAILROAD HOUR

Now heard Monday evenings over the National Broadcasting Company network at 8:00 to 8:30 PM, EST; 7:00 to 7:30 PM, CST; 9:30 to 10:00 PM, MST; and 8:30 to 9:00 PM, PST. Starring Gordon MacRae and featuring Carmen Dragon's orchestra and chorus under the direction of Norman Luboff.

# GREAT NORTHERN RAILWAY

## EQUIPMENT BETWEEN SEATTLE AND PORTLAND

### SOUTHBOUND

(All regularly assigned cars are Air-Conditioned)

**Train No. 402—Daily. Seattle, Tacoma, Portland.** (Leaves Seattle from Union Station.)

Pullman Standard Sleeping Cars:

10 Sections, 1 Compartment, 1 Drawing Room... Seattle to Portland (48).

10 Sections, 2 Compartments, 1 Drawing Room... Seattle to San Francisco (SP No. 19 from Portland) (197).

12 Sections, 1 Drawing Room... Tacoma to Portland (21).

Coaches... Seattle, Tacoma, Portland.

(Sleeping cars are ready for occupancy at 9:30 P. M. and may be occupied on arrival at Portland until 7:30 A. M.)

**Train No. 408—Daily. Seattle, Tacoma, Portland.** (Leaves Seattle from King St. Station.)

Pullman Standard Sleeping Cars:

Sections, Double Bedrooms, Compartments and Drawing Rooms... Seattle to San Francisco 4 cars (110-1-2-3) (SP No. 11 from Portland.)

Parlor Car... Seattle, Portland (N. P. Car) (75).

Dining Car... Seattle, Portland.

Coaches... Seattle, Portland.

**Train No. 458—Daily. Seattle, Tacoma, Portland.** (Leaves Seattle from Union Station.)

Pullman Standard Sleeping Cars:

10 Sections, 2 Compartments, 1 Drawing Room... Seattle to Los Angeles (SP No. 15 from Portland) (156).

Parlor Car... Seattle, Portland (U. P. Car) (No. 3).

Dining Car... Seattle, Portland.

Coaches... Seattle, Portland.

**Train No. 460—Daily. Seattle, Tacoma, Portland.** (Leaves Seattle from King St. Station.)

(Connects at Seattle with G. N. Train No. 1 "Empire Builder" and No. 3 "Oriental Limited" from the East.)

Parlor Car... Seattle, Portland (G. N. Car) (8).

Dining Car... Seattle, Portland.

Coaches... Seattle, Portland.

### NORTHBOUND

(All regularly assigned cars are Air-Conditioned)

**Train No. 401—Daily. Portland, Tacoma, Seattle.** (Arrives Union Station, Seattle.)

Pullman Standard Sleeping Cars:

10 Sections, 1 Compartment, 1 Drawing Room... Portland to Seattle (48).

12 Sections, 1 Drawing Room... Portland to Tacoma (21).

10 Sections, 2 Compartments, 1 Drawing Room... San Francisco to Seattle (SP No. 20 to Portland) (207).

Coaches... Portland, Tacoma, Seattle.

(Sleeping cars are ready for occupancy at 9:30 P. M. and may be occupied on arrival at Seattle until 8:00 A. M.)

**Train No. 407—Daily. Portland, Tacoma, Seattle.** (Arrives King St. Station, Seattle.)

Pullman Standard Sleeping Cars:

Sections, Double Bedrooms, Compartments and Drawing Rooms... San Francisco to Seattle, 4 cars (120-1-2-3) (SP No. 12 to Portland.)

Parlor Car... Portland, Seattle (N. P. Car) (75).

Dining Car... Portland, Seattle.

Coaches... Portland, Seattle.

**Train No. 457—Daily. Portland, Tacoma, Seattle.** (Arrives Union Station, Seattle.)

(Connects at Seattle with G. N. Train No. 2 "Empire Builder" for Spokane, Minneapolis, St. Paul, Chicago and East.)

Pullman Standard Sleeping Car:

10 Sections, 2 Compartments, 1 Drawing Room... Los Angeles to Seattle (SP No. 16 to Portland) (596).

Parlor Car... Portland, Seattle (U. P. Car) No. 3.

Dining Car... Portland, Seattle.

Coaches... Portland, Seattle.

**Train No. 459—Daily. Portland, Tacoma, Seattle.** (Arrives King St. Station, Seattle.)

(Connects at Seattle with G. N. Train No. 4 "Oriental Limited" for Spokane, Minneapolis, St. Paul, Chicago and East.)

Parlor Car... Portland, Seattle (G. N. Car) (8).

Dining Car... Portland, Seattle.

Coaches... Portland, Seattle.

Afternoon Puget Sounder	Morning Puget Sounder	Puget Sound Nav.	Can. Pac. S. S. Co. Effective October 15, 1949	Vancouver—Victoria—Seattle	Can. Pac. S. S. Co. Effective October 15, 1949	Puget Sound Nav.	Afternoon Puget Sounder	Morning Puget Sounder
<b>355—Daily</b>	<b>359—Daily</b>	Daily	Daily		Daily	Daily	<b>358—Daily</b>	<b>360—Daily</b>
5 00	7 30		9 30	Lv Vancouver, B. C.	7 00			
			1 45	Ar Victoria, B. C.	6 50		9 40	12 45
		4 00	7 00	Lv Victoria, B. C.	2 35			
			9 30	Ar Port Angeles	9 45	8 00		
				Lv Port Angeles		6 30		
				Ar Port Townsend		5 20		
		6 30		Lv Seattle, Wash.		2 15		
9 20	11 55	9 30	2 45			11 45	5 10	8 15

How to reach points of commercial importance contiguous to Seattle and Tacoma.

**OLYMPIA, WASH.** » » » Reached from Seattle or Tacoma by rail or stage.

(State Capitol) Reached from Seattle or Tacoma by rail or stage.

**BREMERTON, WASH.** » » » Reached from Seattle by boat.

(Frequent daily service)

### CONNECTIONS AT DULUTH

DULUTH, SOUTHSORE & ATLANTIC R.R.				DULUTH, MISSABE & IRON RANGE RY.			
Read Down		Read Up		Read Down		Read Up	
Ex. Sat.	Mls.			1 Daily		2 Daily	
8 15	0	Lv Duluth	Ar	1 40			
8 45	7	" Superior	"	5 05			
10 26	46	Ar Iron River	Lv	3 30	8 20	Lv Duluth	Ar
11 55	75	" Ashland	"	1 26	10 57	Ar Calumet	Lv
5 20	218	" Nestoria	"	8 15	11 20	" Coleraine	"
7 12	235	" L'Anse	Lv	6 28	11 22	" Virginia	"
8 20		Ar Houghton	"	5 15	11 00	" Eveleth	"
9 10		Ar Calumet	Lv	4 50	11 05	Ar Buhl	Lv
5 35	226	Ar Michigamme	Lv	18 00	11 20		
6 38	249	Ar Ishpeming	Lv	6 57			
7 00	252	" Negaunee	"	6 40			
11 30	264	Ar Marquette	Lv	*6 10			

### CANADIAN NATIONAL RAILWAYS

19-1 Ex. Sun.		2-20 Ex. Sat.		5		6	
PM		AM					
11 15	0	Lv Duluth	Ar	9 00	Lv Duluth	Ar	5 45
		(C. N. Ry.)	"	10 00	Ar Two Harbors	Lv	4 45
10 00	78	Ar Virginia	Lv	11 50	" Mesaba	"	3 20
1 35	173	" Fort Frances	"	12 26	" Tower	"	2 43
11 45	381	" Winnipeg	"	1 10	" Ely	"	2 00

†Daily except Sunday.

‡Daily except Saturday.

§Daily except Monday.

### CONNECTIONS AT MINNEAPOLIS AND ST. PAUL CHICAGO, ROCK ISLAND & PACIFIC R. R.

507		508		61-562					
561-62	Rock-et	15	17	16	18	Rock-et	9-63	508	61-562
5 00	12 01	7 30	11 00	Lv Minneapolis	Ar	3 00	8 25	6 30	6 30
5 30	12 25	8 15	11 50	Ar St. Paul	"	2 15	7 45	6 00	6 00
5 55				Ar Chicago	Lv				1 00
7 58				Ar St. Louis	"				11 30
	4 58	2 05	7 25	" Des Moines	"	6 50	1 25	1 14	
		1 23	2 35	" Excelsior Springs	"	12 33			
	9 15	7 30	2 35	" Kansas City	"	11 45	8 15	9 10	
	8 05			" Fort Worth	"				10 05
	9 15			" Dallas	"				9 10
	1 35			" Houston	"				5 00

### CHICAGO GREAT WESTERN R. R.

28-33		22-31		24-15		12-23		32-27		34-21	
*8 10		*2 00		*2 00	Lv Minneapolis	Ar	10 15		*7 35		
8 45		2 35		2 35	Ar St. Paul	"	9 40		6 55		
					Ar Dubuque	Lv					
					" Chicago	"					
					" Des Moines	"	9 45				
					" St. Joseph	"	3 40				
					" Kansas City	"	1 45				
					" Omaha	"				8 15	
		12 00		*2 00	Lv Minneapolis	Ar		10 15			
		2 35		2 35	Ar St. Paul	"		9 40			
		*4 45		*4 45	Ar Dodge Center	Lv	7 00				
		6 05		6 05	Ar Rochester	"		6 00			

\*Daily. †Daily except Sunday. ‡Streamliner—Pullman, parlor car and coach accommodations. §Passengers enroute Rochester on trains Nos. 23 and 24 will be handled to Dodge Center, Minn., where they will be met by auto bus and transported to Rochester without additional charge. ¶Passengers holding tickets reading from Rochester to points reached by No. 24 will be handled by auto bus, Rochester to Dodge Center, Minn., without additional charge.

### CONNECTIONS AT WINNIPEG

#### CANADIAN NATIONAL RAILWAYS

11 PM	9 PM	5 PM	3 Continental Ltd. AM	1 Continental Ltd. AM	2 Continental Ltd. PM	4 Continental Ltd. PM	6 AM	10 AM	12 AM	
* 6:00	† 9:00	* 8:00	* 9:50	* 10:50	Lv Winnipeg (CT) Ar	* 6:10	* 7:05	* 8:40	† 8:20	* 10:00
7:26	11:05	9:26	11:13	12:13	Ar Portage la Prairie Lv	4:40	5:35	7:10	6:30	8:30
9:37	12:15	10:25	12:02	1:02	Ar Brandon (North) Lv	3:10	4:00	4:30	5:30	6:33
	8:30	9:30	10:10	10:40	Ar Regina (MT) Lv			7:30		
* 8:15	† 14:00	3:55	9:00	10:10	Lv Saskatoon Ar	5:30	6:25	1:00	† 12:15	* 6:00
† 9:20	15:10	5:25	9:30	10:40	Ar Prince Albert Lv	5:00	6:00	12:05	† 11:00	† 5:40
† 12:15		† 9:25			Ar No. Battleford Lv			† 9:45		† 9:45
† 8:15		† 8:55			Ar Edmonton Lv			8:40		† 7:00
		* 7:10	* 6:20	* 7:40						
		AM	* 7:00	* 8:20						
				‡ 5:10	Lv Edmonton (NA Rys) Ar	† 7:15				
				† 4:20	Ar Dawson Creek Lv	† 8:50				
	† 8:20		@ 5:45	* 7:20	Ar Calgary Lv	@ 7:45	* 12:00		† 8:00	
	AM		* 1:00	* 2:35	Ar Jasper Park (MT) Lv	2:35	3:35			
				12:30	Lv Jasper Pk. (PT) Ar	1:05	2:05			
				7:13	Ar New Westminster Lv	8:05	8:35			
					Ar Vancouver Lv	* 7:30	* 8:00			
				AM		PM	PM			
				AM		PM	PM			
				Mon., Wed., Fri.	Lv Jasper (PT) Ar	6:00 AM				
				Fri.	Ar Prince Rupert Lv	8:00 PM				
				3:30 PM						
				10:15 PM						
				Tues., Thurs., Sat.		Mon., Wed., Fri.				

#### CANADIAN PACIFIC RAILWAY

7 The Dominion Daily	3 The Dominion Daily	1 Daily	Miles	2 Daily	8 The Dominion Daily	4 The Dominion Daily
11 00	10 15	8 50	0	8 50	6 10	7 05
7 10	6 30	6 30	357	10 05	8 35	9 20
11 55	11 55	† 8 40	0	† 6 15	5 10	5 10
6 50	6 50	† 3 30		† 11 55	11 20	11 20
8 25	8 25				8 45	8 45
7 30	6 50	6 55	357	9 40	8 15	9 00
8 25	7 45	7 50	398	8 45	7 20	8 20
8 55	8 05	10 20	832	7 10	8 00	8 45
9 30	9 30	11 45	0	6 20	6 50	6 50
4 00	4 00	6 25	194	11 55	12 30	12 30
9 25	8 45	11 05	832	11 45	7 20	8 10
12 05	11 25	1 35	914	9 05	5 15	5 55
1 00	12 20	2 40	948	8 05	4 20	5 00
11 45	11 10	12 55	1223	6 45	4 05	4 40
8 45	8 00	10 00	1473	9 30	7 30	8 00

\*Daily. †Monday, Wednesday, Friday. ‡Tuesday, Thursday, Saturday. §Except Saturday. ¶Daily except Monday.

### CONNECTIONS AT MINNEAPOLIS AND ST. PAUL

#### CHICAGO, BURLINGTON & QUINCY R. R.

24 # Zep-hr	22 # Zep-hr	54 Oriental Ltd.	50	44 *Empire Builder-48	49 #Empire Builder-51	53 Oriental Ltd.	21 # Zep-hr	23 # Zep-hr
4:00	8:00	10:05	9:35	6:35	10:45	Lv Minneapolis Ar	8:50	8:40
4:30	8:25	11:30	10:45	7:15	11:30	" St. Paul. . . . .	8:15	7:45
6:23	10:20	1:58	1:21	9:17	1:58	Ar La Crosse. . . . .	5:23	5:21
8:32	12:28	4:49	4:23	11:30	4:49	" Savanna. . . . .	2:31	3:17
10:45	2:40	8:35	7:45	2:00	8:35	Ar Chicago. . . . .	11:15	1:00

#### CHICAGO AND NORTH WESTERN SYSTEM (C. St. P. M. & O.)

400 # Str'm-liner	508	514	406 North W's't'n Ltd.	401 # Str'm-liner	501	405 North W's't'n Ltd.	515
2 30	7 30	7 05	11 00	9 45	9 30	8 15	8 10
3 00	8 15	7 50	11 35	9 15	8 55	7 40	7 35
7 55	4 30	3 05	—	12 35	—	—	12 25
9 15	7 30	6 30	8 05	4 20	9 00	1 00	9 30
		z 5 45	—	3 00	—	11 00	—
	9 30	10 15	9 15	7 35	—	8 15	8 20
	10 10	11 00	9 55	7 00	—	7 40	7 45
	5 15	—	7 30	10 50	—	12 30	—
	5 35	8 15	4 30	10 35	—	12 35	1 20
	8 35	@ 12 45	7 45	@ 6 20	—	9 00	10 25

z Sleeper set out for occupancy until 8:00 a. m. @ Operates to and from C. St. P. M. & O. Ry. Webster St. Station.

#### CHICAGO, MILWAUKEE, ST. PAUL AND PACIFIC R. R.

100 # Hia-watha	6 # Hia-watha	4 Pioneer Ltd.	16 * Olympian Hia-watha	5 # Hia-watha	1 Pioneer Ltd.	15 * Olympian Hia-watha	101 # Hia-watha	155
12 30	7 50	8 20	11 10	7 00	6 45	8 40	10 15	7 45
1 00	8 25	9 00	11 59	7 30	6 05	8 00	9 45	1 00
2 34	9 59	11 14	1 41	9 01	4 09	—	8 00	5 34
3 08	10 33	12 02	2 25	9 40	3 32	5 15	7 28	5 00
5 55	1 20	4 22	6 00	12 25	11 52	12 55	4 45	2 15
7 15	2 40	6 30	8 00	1 45	10 30	11 15	3 30	1 30

#### MINNEAPOLIS & ST. LOUIS RY.

A 13	A 2	A 1	A 14
† 8 00	* 8 05	Lv St. Paul. . . . .	† 7 45
† 9 45	9 10	" Minneapolis. . . . .	* 6 25
	8 00	Ar Marshalltown. . . . .	6 20
	7 55	" St. Louis. . . . .	* 7 15
	4 25	" Ft. Dodge. . . . .	11 20
	7 50	" Des Moines. . . . .	8 10
6 15	—	" Watertown. . . . .	† 10 10
	7 35	" Kansas City. . . . .	4 50

A—Terminates at Minneapolis. Passengers are handled between St. Paul and Minneapolis via connecting trains of other lines.

#### MINNEAPOLIS, ST. PAUL & SAULT STE. MARIE RY. (Soo Line)

2	6-18	17-5	1
* 7 35	* 5 55	Lv Minneapolis. Ar	* 8 05
8 30	6 35	" St. Paul. . . . .	7 25
1 03	1 38	" Marshallfield. . . . .	9 20
3 45	2 10	" Neenah. . . . .	11 39
Auto Bus and Train Connections to Menasha	4 10	" Menasha. . . . .	11 08
4 57	3 23	" Oshkosh. . . . .	7 30
9 50	7 45	Ar Chicago. . . . .	* 5 50

\*Streamliner. Parlor car and coach accommodations. †Streamliner. Pullman and coach accommodations. Coach seats reserved in advance. \*Daily. †Daily Ex. Sunday.

## FOR FAST, NATION-WIDE TRANSPORTATION



### Ship it Via RAILWAY EXPRESS!

Specify this convenient way for complete, dependable, all-in-one-charge shipping.

NATION-WIDE SERVICE



## TRANSFER SERVICE between trains IN CHICAGO



Your Parmelee Transfer Coupon—included as part of your through ticket—entitles you to transportation in new, luxurious Limousines from your incoming station to your outgoing station . . . or to any hotel or other destination in downtown Chicago. This service also available, at nominal charge, to passengers not holding a Parmelee Transfer Coupon.

Ask any Ticket Agent about

## PARMELEE SERVICE

# GREAT NORTHERN RAILWAY

## CONNECTIONS AT CHICAGO

PENNSYLVANIA RAILROAD—Union Station										The St. Louisan				The General, Pullman Only Daily Except Nov. 24 Dec. 25 & 31				The Golden Triangle Daily Except Sats. & Dec. 25 Jan. 1				The General, Pullman Only Daily Except Nov. 24 Dec. 25 & 31				The Golden Triangle Daily Except Sats. & Dec. 25 Jan. 1			
The Fort Pitt 52	Manhattan Ltd. 22	Trail Blazer Coach Only, 76	The General, Pullman Only Daily Except Nov. 24 Dec. 25 & 31	Liberty Ltd. 58	Broadway Ltd., Pullman Only 28	The Admiral 70	Pennsylvania Ltd. 2	Gotham Ltd. 54	The St. Louisan	The Golden Triangle Daily Ex. Sats. & Dec. 25 Jan. 1 33-63	Manhattan Ltd. 23	Trail Blazer Coach Only, 77	The General, Pullman Only Daily Except Nov. 24 Dec. 25 & 31 49	Liberty Ltd. 59	Broadway Ltd., Pullman Only 29	Pennsylvania Ltd. 1	The Admiral 71	Gotham Ltd. 55	The St. Louisan	The Golden Triangle Daily Ex. Sats. & Dec. 25 Jan. 1 33-63	Manhattan Ltd. 23	Trail Blazer Coach Only, 77	The General, Pullman Only Daily Except Nov. 24 Dec. 25 & 31 49	Liberty Ltd. 59	Broadway Ltd., Pullman Only 29	Pennsylvania Ltd. 1	The Admiral 71	Gotham Ltd. 55	
8 30	12 30	3 10	3 30	3 50	4 30	5 30	6 30	10 15	11 15	13 53	7 10	7 55	8 00	8 30	9 00	10 25	1 20	3 40	13 53	7 10	7 55	8 00	8 30	9 00	10 25	1 20	3 40		
7 05	9 55	12 46	12 22	12 54	1 26	3 14	3 30	8 00	8 50	11 30	11 43	12 22	12 53	1 17	1 52	2 56	4 52	8 10	11 30	11 00	11 43	12 22	12 53	1 17	1 52	2 56	4 52	8 10	
6 45	6 45	6 45	6 45	8 04	8 04	11 20	11 20	4 20	4 20	13 53	1 56	1 56	1 56	6 15	6 15	7 10	8 32	12 32	13 53	1 56	1 56	1 56	1 56	6 15	6 15	7 10	8 32	12 32	
7 35	7 35	7 35	7 35	8 50	8 50	12 15	12 15	5 10	5 10	13 53	1 10	1 10	1 10	5 30	5 30	6 25	7 45	11 35	13 53	1 10	1 10	1 10	1 10	5 30	5 30	6 25	7 45	11 35	
4 59	4 59	7 25	6 54	8 01	8 01	10 16	10 30	4 00	4 00	13 53	4 27	5 35	6 20	7 21	7 21	8 11	9 31	1 09	13 53	4 27	5 35	6 20	7 21	7 21	8 11	9 31	1 09		
6 45	6 45	8 55	8 30	9 30	9 30	11 45	11 59	5 40	5 40	13 53	2 55	4 05	5 00	6 00	6 00	6 45	8 00	11 40	13 53	2 55	4 05	5 00	6 00	6 00	6 45	8 00	11 40		

The Kentuckian 306				The Union 208				Southland 200				The Union 207				Southland 201			
116-316	208-308	The Kentuckian 306		315	319	The Kentuckian 307		216	The Union 208	236	Southland 200		215	The Union 207	237	Southland 201			
9 30	1 00	11 00	Lv Chicago	Ar	2 20	8 50	6 50	9 00	1 00	9 30	11 30	Lv Chicago	Ar	2 50	8 50	5 15	6 40		
1 20	5 00	3 25	Ar Indianapolis	Lv	10 20	4 35	9 00	4 45	7 45	6 05	6 32	Ar Dayton	Lv	9 25	3 20	11 45			
3 45	7 40	6 10	Ar Louisville	Lv	8 00	2 00	11 30	5 00	8 35		7 40	Ar Cincinnati	Lv	9 10	3 00	11 35			

NEW YORK CENTRAL SYSTEM—La Salle Street Station										MICHIGAN CENTRAL R. R.—Central Station																		
The Forest City 290	The Chicagoan 90	Lake Shore Ltd. 92	The Mohawk 10	20th Century, Pullman Only, Extra Fare 26	Com. Vanderbilt, Pullman Only 68	Pace-maker, Coach Only, 2	Fifth Ave. Special 6	Adv. Com. Vanderbilt, Pullman Only 66	New England States Pullman Only 28	Interstate Exp. 46	Pace-maker, Coach Only, 1	Adv. Com. Vanderbilt, Pullman Only 65	The Com. Vanderbilt, Pullman Only 67	New England States Pullman Only 27	The Paul Revere 97	Lake Shore Ltd. 19	The Chicagoan 59	The Iroquois 35	The Prairie State 73	The Forest City 89	Motor City Spl. 315	No. Shore Ltd. 39	Wolverine 17	Mercury, 75	81-335	Twilight Ltd. 31		
11 10	11 00	6 15	5 40	5 00	4 00	3 20	12 30	3 20	2 30	9 50	7 30	7 30	8 30	7 42	11 59	9 00	11 59	3 00	5 00	9 50	6 55							
4 20	3 55	11 05	12 05	8 33	8 08	5 17	8 08	7 10	3 25	10 00	4 20	4 20	4 44	8 15	8 15	11 40	1 40	6 12	9 55									
7 30	6 15	6 15	2 40	11 03	11 03	11 03	10 00	10 00	5 55	10 00	6 10	6 10	11 59	2 27	8 10	2 27	7 50	11 05	4 00	12 45								
11 59	9 45	3 50	6 05	11 03	11 03	11 03	10 00	10 00	3 25	10 00	6 10	6 10	11 59	2 27	8 10	2 27	7 50	11 05	4 00	12 45								
3 15	8 55	12 35	9 30	9 00	8 45	6 50	8 45	9 30	9 05	3 30	3 30	5 30	2 10	3 10	6 00	6 15	11 00	7 45										
6 20	11 59	3 45	9 30	9 00	8 45	6 50	8 45	9 30	9 05	3 30	3 30	5 30	2 10	3 10	6 00	6 15	11 00	7 45										
8 45	12 40	12 40	12 40	12 40	12 40	12 40	12 40	12 40	12 40	12 40	12 40	12 40	12 40	12 40	12 40	12 40	12 40	12 40	12 40	12 40	12 40	12 40	12 40	12 40	12 40	12 40	12 40	12 40

MICHIGAN CENT.—CANADIAN PAC.—Central Sta'n										BALTIMORE & OHIO R. R.—Grand Central Station							
316	358	Mercury, 76		39	Mercury, 75	31	Shenandoah 8	Capitol Ltd., Pullman Only 6	Columbian Coach Str'm-liner, Seats Reserved 26	10	Shenandoah 7	Capitol Ltd., Pullman Only 5	Columbian Coach Str'm-liner, Seats Reserved 5-25	27-9			
11 59	7 50	8 30	Lv Chicago	Ar	8 10	12 45	8 45	10 00	4 15	3 50	11 00	Lv Chicago	Ar	2 40	7 10	7 20	6 00
3 15	8 50	10 20	Ar Toronto	Lv	10 00	11 45	8 30	3 30	8 40	8 25	6 35	Ar Pittsburgh	Lv	6 20	11 20	11 35	8 50
10 15	5 45	7 45	Ar Montreal	Lv	3 30	11 00	6 00	4 38	9 38	9 38	7 38	Ar Washington	Lv	10 45	4 30	4 40	1 00
6 25	1 100	1 45	Ar Quebec	Lv	7 00	6 00	6 00	6 26	11 22	11 22	9 28	Ar Baltimore	Lv	9 27	3 18	3 18	11 38
								8 45	1 45	1 45	11 50	Ar Philadelphia	Lv	7 47	1 37	1 37	10 10
												Ar New York	Lv	5 20	11 10	11 10	7 45

GULF, MOBILE & OHIO R. R. THE ALTON ROUTE—Union Station													
Midnight Spl. 7	Ex. Sun. 5	Su. Only 505	Abraham Lincoln 3	Alton Ltd. 1	11	Ann Rutledge 19	Alton Ltd. 4	Abraham Lincoln 2	Alton Ltd. 4				
11 25	6 00	6 55	4 50	11 45	8 45	8 25	2 08	5 15	9 30	9 40	7 00	10 35	9 15
3 50	10 35	10 45	7 56	2 50	2 15	11 40	10 48	1 54	5 05	6 21	2 20	5 00	5 00
7 08	1 00	1 15	10 00	4 55	7 05	1 45	8 58	11 55	2 45	4 30	11 45		

†Daily except Sunday.      dLaSalle St. Station.      °Except Saturday.      rOn Sundays arrives 10 40 P.M.      ♦Seats reserved at nominal charge.

### CHECK YOUR BAGGAGE TRAVEL LIGHT AND FEEL RIGHT

### THE WINNIPEG LIMITED DIESEL POWERED OVERNIGHT BETWEEN ST. PAUL-MINNEAPOLIS AND WINNIPEG, CANADA

CONNECTIONS AT CHICAGO—Continued

Panama Ltd., Pullman Str'm-liner 5	Green Diam'd 21	Day-light 19	Night Diam'd 17	3	City of New Orleans Coach Str'm-liner 1	ILLINOIS CENTRAL—Central Station	4	City of New Orleans Coach Str'm-liner 2	Green Diam'd 22	Day-light 20	Night Diam'd 18	Panama Ltd., Pullman Str'm-liner 6	City of Miami 53	Seminole 9	ILLINOIS CENTRAL—Central Station	Seminole 10	City of Miami 52	3	ILLINOIS CENTRAL—Central Station	4
5 00	5 15	11 00	11 50	7 05	8 00	Lv Chicago... Ar	8 50	11 55	2 10	10 10	7 00	9 30	8 10	10 10	Lv Chicago... Ar	7 15	10 45	7 05	Lv Chicago... Ar	8 55
2 12	10 25	4 10	7 15	8 00	4 57	Ar St. Louis... Lv	8 00	2 38	9 00	5 00	11 50	11 45	9 57	4 10	Ar Birmingham... Lv	12 01	8 58	11 25	Lv Little Rock... Lv	4 30
9 30				7 15	11 55	Ar Memphis... Lv		8 00				5 00	8 45	7 20	Ar Columbus... Lv	7 50	6 15	1 20	Ar Hot Springs... Lv	2 45
						Ar New Orleans... Lv		8 00					8 45	4 50	Ar Savannah... Lv	10 30				
													3 45	4 50	Ar Jacksonville... Lv	9 00	12 10			
															Ar Miami... Lv	1 00	5 25			

Cincinnati Spl. 414	Carolina Spl. 416	James Whitcomb Riley Coach Only 4	Royal Palm 410	NEW YORK CENTRAL SYSTEM—SOUTHERN RY.—Central Station	Chicago Spl. 415	James Whitcomb Riley Coach Only 3	Sycamore 405	Royal Palm 437	Sportsman 100	Geo. W'shington 935	CHESAPEAKE & OHIO RY.—N. Y. Central Sys.—Central Sta'n Chesapeake District	Geo. W'shington 920	F.F.V.
7 15	9 35	1 00	4 40	Lv Chicago (N. Y. C.)... C.T. Ar	2 50	12 55	6 00	8 35	5 30	7 30	Lv Chicago (N. Y. C.)... C.T. Ar	2 50	8 35
12 40	1 35	5 05	8 10	Ar Indianapolis (N. Y. C.)... C.T. Ar	10 45	9 25	1 30	4 40	19 20	9 05	Lv Indianapolis (N. Y. C.)... C.T. Ar	10 35	4 30
	5 20	8 55	11 10	Ar Cincinnati (N. Y. C.)... C.T. Lv	9 20	8 30	3 20	10 10	11 55	10 40	Lv Cincinnati (N. Y. C.)... C.T. Ar	9 20	3 20
		9 15		Lv Cincinnati (Sou. Ry.)... E.T. Ar	7 55				9 55	7 35	Lv Cincinnati (C. & O.)... E.T. Ar	8 30	9 05
		5 20		Ar Chattanooga (Sou. Ry.)... C.T. Lv	10 15				12 01		Ar White Sul. Spgs (C. & O.)... E.T. Lv	12 38	5 30
		10 40		Ar Atlanta (Sou. Ry.)... E.T. Lv	6 55				8 40	1 55	Ar Washington (C. & O.)... E.T. Lv	6 30	10 55
		1 10		Ar Macon (Sou. Ry.)... E.T. Lv	4 25				5 50	1 55	Ar Richmond (C. & O.)... E.T. Lv	5 30	10 45
		7 55		Ar Jacksonville (Sou. Ry.)... Lv	9 00				10 00	4 55	Ar Norfolk (C. & O.)... E.T. Lv	2 20	6 45

16	*8	*2	PERE MARQUETTE DISTRICT—Grand Central Station CHESAPEAKE & OHIO RAILWAY	*7	13	*5	Sun. only 5	Powhatan Arrow Coach Streaml'r Seats Reserved 26	PENNA R. R.—NORFOLK & WESTERN RY.—Union Station	Powhatan Arrow Coach Streaml'r Seats Reserved 25		
7 15	4 40	11 35	Lv Chicago... C.T. Ar	5 15	10 20	8 10	9 10	1 00	11 30	Lv Chicago (P. R. R.)... Ar	2 50	6 40
12 15	9 35	5 40	Ar Grand Rapids... E.T. Lv	12 15	7 20	5 15	6 15	10 00	6 45	Ar Roanoke, Va (N. & W.)... Lv	8 45	12 15
2 10		8 50	Ar Lansing... E.T. Lv	7 51		2 30		2 45	8 00	Ar Winston-Salem, N. C. (N. & W.)... Lv	2 00	
4 05		10 25	Ar Detroit... E.T. Lv	6 10		12 10		11 30	8 00	Ar Lynchburg, Va. (N. & W.)... Lv	7 05	10 50
12 50	10 20		Ar Muskegon... E.T. Lv		6 40	4 30	5 35	4 05		Ar Durham, N. C. (N. & W.)... Lv	3 00	
7 45			Ar Petoskey... E.T. Lv			9 45		2 20	10 30	Ar Petersburg, Va. (N. & W.)... Lv	4 20	8 20
								4 05	11 55	Ar Norfolk, Va. (N. & W.)... Lv	2 40	7 00

113	The Mid-night 17	Blue Bird 21	Banner Blue 11	WABASH RY.—Dearborn Station	Banner Blue 10	Blue Bird 24	The Mid-night 18	112	Mid-City Exp. 44	Detroit Arrow 8	WABASH PENNSYLVANIA R. R.—Union Station	Detroit Arrow 7	Mid-City Exp. 63
5 40	11 50	4 45	11 05	Lv Chicago... Ar	5 40	10 10	7 45	8 70	11 45	4 10	Lv Chicago (Penn.)... C.T. Ar	8 40	7 30
9 50	3 50	7 44	2 05	Ar Decatur... Lv	9 25	7 05	3 00	1 40	8 00	10 20	Ar Detroit (Wabash)... E.T. Lv	5 00	11 45
	7 30	10 10	4 45	Ar St. Louis... Lv	12 00	4 45	11 45						

95	Whip-poor-will Str'm-liner 3	Georgian 81	Dixie Ltd. 93	Dixie Flagler 99	CHICAGO & EASTERN ILLINOIS R. R.—Dearborn Station	94	Georgian 80	Whip-poor-will Str'm-liner 4	Dixie Ltd. 92	Dixie Flagler 98	CHICAGO, INDIANAPOLIS & LOUISVILLE RY.—Dearborn Station
10 15	6 05	4 15	12 30	8 10	Lv Chicago (C. & E. I.)... C.T. Ar	5 20	8 45	12 15	3 30	9 20	Lv Chicago... Ar
5 05	12 15	9 35	7 00	1 45	Ar Evansville (C. & E. I.)... Lv	10 20	3 15	6 30	8 00	3 00	Ar Louisville... Ar
9 55		1 05	12 40	4 55	Ar Nashville (L. & N.)... Lv	5 35	11 55		2 30		Ar Indianapolis... Ar
		7 20			Ar New Orleans (L. & N.)... Lv						
2 45		4 25	5 10	8 17	Ar Chattanooga (N.C. & St. L.)... Lv	12 45	8 35		9 40		
7 30		8 35	12 35	9 55	Ar Atlanta (N.C. & St. L.)... E.T. Lv	9 35	6 30		7 00		
7 45			9 00	8 40	Ar Jacksonville (A.C.L.)... Lv	9 00			7 45		
4 50			7 30	3 45	Ar Miami (FEC.)... Lv	1 45			10 00		

Inter-City Ltd. 6	International Ltd. 14	Maple Leaf 20	GRAND TRUNK—CANADIAN NATIONAL—Dearborn Station	The La-Salle 5	International Ltd. 15	Inter-City Ltd. 17	Lake Cities 6	Erie Ltd. 2	8	ERIE R. R.—Dearborn Station	Erie Ltd. 1	7	Lake Cities 5	8	Nickel Plate Ltd. 6	NICKEL PLATE—La Salle Station	7	Nickel Plate Ltd. 5
11 00	8 00	9 40	Lv Chicago... C.T. Ar	7 00	8 00	8 10	9 35	5 15	9 55	Lv Chicago... Ar	7 05	12 45	4 10	*10 25	*11 30	Lv Chicago... C.T. Ar	*3 40	*7 00
17 50	17 40	5 55	Ar Detroit... E.T. Lv	11 15		1 40	5 08	2 24	6 39	Ar Akron... Ar	12 06	5 15	10 31	6 30	8 00	Ar Cleveland... E.T. Lv	9 00	11 55
3 25	8 50	10 05	Ar Toronto... " " Lv	6 00	10 00	8 30	6 20	3 44	7 55	Ar Youngstown... " " Lv	10 40	3 47	9 14	7 55	5 55	Ar Buffalo... " " Lv	5 10	7 30
10 15	5 45	7 30	Ar Montreal... " " Lv	8 15	3 30	10 59	9 14	7 24	11 12	Ar Jamestown... " " Lv	7 43	12 34	6 15			Ar New York... " " Lv	8 12	10 00
	8 05	6 30	Ar Boston... " " Lv	9 45		12 30	1 16	11 32	4 21	Ar Elmira... " " Lv	3 22	7 25	2 04					
5 25	10 00	1 10	Ar Quebec... " " Lv	11 00		5 15	2 16	12 46	5 24	Ar Binghamton... " " Lv	2 06	5 41	12 53					
	7 50	16 00	Ar Halifax... " " Lv	8 00		3 10	7 25	6 15	10 20	Ar Jersey City... " " Lv	8 40	11 55	7 30					
							7 43	6 34	10 49	Ar New York... Lv	8 15	11 30	7 15					

CHECK EXTRA BAGGAGE

①Limousine service to Covington, Va., will be provided without additional charge to passengers holding tickets reading from Hot Springs. Ar. on Sunday 8:25. ②Streamliner. All space reserved nominal charge for reserved coach seat. Lv. Chicago every 3rd day. ③Streamliner. All space reserved nominal charge for reserved coach seat. Lv. Florida every 3rd day. †Daily except Sunday. ‡Daily except Saturday. \*Daily. †Seats reserved at nominal charge. Information and schedules shown on this page are compiled from information furnished by railroads represented at time this folder was printed and are subject to change without notice.

# SLEEPING CAR FARES

Sleeping car fares are compiled from Pullman Company tariffs, are published for information only, and are subject to change without notice, Sleeping and parlor car fares shown below do not include 15% U. S. Federal Tax.

BETWEEN	Chicago, Ill.		St. Paul-Minneapolis		Duluth-Superior		Fargo		Grand Forks		Minot	
	Standard Lower Berth	Tourist Lower Berth	Standard Lower Berth	Tourist Lower Berth	Standard Lower Berth	Tourist Lower Berth	Standard Lower Berth	Tourist Lower Berth	Standard Lower Berth	Tourist Lower Berth	Standard Lower Berth	Tourist Lower Berth
Bellingham, Wash.	\$18.25		\$15.75		\$15.75		\$14.20		\$14.20		\$12.95	
Belton, Mont.	13.40	\$ 8.95	10.65	\$ 7.10	10.65		8.90	\$ 5.95	8.65	\$ 5.80	6.95	\$ 4.65
Billings, Mont.												
Boston, Mass.	8.65		10.65				15.25		15.25		16.40	
Buffalo, N. Y.	5.05		7.75				11.65		11.65		12.80	
Butte, Mont.	12.85		10.40		10.40		7.75		7.75		7.20	
Chicago, Ill.			3.50	2.35			6.60	4.40	6.60	4.40	7.75	5.20
Cincinnati, O.	3.50		5.70				10.10		10.10		11.25	
Cleveland, O.	3.50		6.60				10.10		10.10		11.25	
Cody, Wyo.												
Columbia Falls, Mont.	13.65	9.10	10.95	7.30	10.95		9.25	6.20	8.65	5.80	6.95	4.65
Crookston, Minn.	7.00		3.50									
Denver, Colo.			3.50				7.00		7.00		8.55	
Des Moines, Ia.			4.10									
Devils Lake, N. D.	7.20	4.80	4.10	2.75								
Duluth, Minn.-Superior, Wis.			3.50									
Everett, Wash.	18.25	12.20	15.75	10.50	15.75		14.20	9.50	13.65	9.10	12.25	8.20
Fargo, N. D.-Moorhead, Minn.	6.60	4.40	3.50	2.35								
Glacier Park, Mont.	13.40	8.95	10.65	7.10	10.65		8.35	5.60	8.35	5.60	6.60	4.40
Glasgow, Mont.	10.40	6.95	7.50	5.00			5.70	3.80	5.05	3.40	3.50	2.35
Grand Forks, N. D.	6.60	4.40	3.50	2.35								
Great Falls, Mont.	12.60		10.05		10.05		7.75		7.50		5.70	
Havre, Mont.	11.75	7.85	8.90	5.95			7.20	4.80	6.60	4.40	4.80	3.20
Helena, Mont.	12.85		10.40		10.40		7.75		7.75		6.60	
Kansas City, Mo.			5.05				8.55		8.55		10.10	
Los Angeles, Cal.	b20.80	619.15	a18.25	a17.45	b20.25		a18.25	a16.45	a18.25	a16.45	a18.25	a15.15
Minot, N. D.	7.75	5.20	5.05	3.40								
New York, N. Y.	7.75		10.65				14.35		14.35		15.50	
Pasco-Kennebec, Wash.	15.75	10.50	14.45	9.65			12.95	8.20	12.00	8.00	10.40	6.95
Philadelphia, Pa.	7.20		10.05				13.80		13.80		14.95	
Pittsburgh, Pa.	4.10		7.20				10.70		10.70		11.85	
Portland, Ore.	18.25	12.20	15.75	10.50	15.75		14.20	9.50	14.20	9.50	12.25	8.20
Sacramento, Cal.	b20.80	b16.85	a18.25	a15.15	b20.25		a18.25	a14.15	a18.25	a14.15	a18.25	a12.85
St. Louis, Mo.			5.05				8.55		8.55		10.10	
St. Paul-Minneapolis, Minn.	3.50	2.35			3.50		3.50	2.35	3.50	2.35	5.05	3.40
San Francisco, Cal.	b20.80	b17.00	a18.25	a15.30	b20.25		a18.25	a14.30	a18.25	a14.30	a17.95	a13.00
Seattle, Wash.	18.25	12.20	15.75	10.50	15.75		14.20	9.50	14.20	9.50	12.25	8.20
Shelby, Mont.	12.60	8.40	10.05	6.70	10.05		7.75	5.20	7.50	5.00	5.70	3.80
Spokane, Wash.	15.75	10.50	13.40	8.95	13.40		11.15	7.45	11.15	7.45	9.25	6.20
Tacoma, Wash.	18.25	12.20	15.75	10.50	15.75		14.20	9.50	14.20	9.50	12.25	8.20
Vancouver, B. C.	18.25		15.75		15.75		14.20		14.20		12.25	
Washington, D. C.-Baltimore, Md.	7.20		10.05				13.80		13.80		14.95	
Wenatchee, Wash.	17.05	11.40	14.45	9.65	14.45		12.85	8.60	12.85	8.20	10.65	7.10
Winnipeg, Man.	7.20		4.10				3.50					

ⓐFrom Glyndon.      a—Via Portland.      b—Via St. Paul and Portland or Seattle.

## RATES FOR UPPER BERTH, DUPLEX ROOMETTE, BEDROOM, COMPARTMENT AND DRAWING ROOM IN STANDARD SLEEPING CARS

Where Lower Berth Is	Upper Berth Is	Duplex Roomette	BEDROOM		BEDROOM SUITE	Compartment		Drawing Room		Where Lower Berth Is	Upper Berth Is	Duplex Roomette	BEDROOM		BEDROOM SUITE	Compartment		Drawing Room	
			For One Person	For Two Persons	2 or More Persons	For One Person	For Two Persons	For One Person	For Two Persons				For One Person	For Two Persons	For One Person	For Two Persons	For One Person	For Two Persons	For One Person
\$3.50	\$2.60	\$3.85	\$6.65	\$7.70	\$13.30	\$7.90	\$9.60	\$10.50	\$13.30	\$10.40	\$7.90	\$11.50	\$19.75	\$22.90	\$39.50	\$23.40	\$29.45	\$31.20	\$39.50
3.80	2.90	4.20	7.20	8.35	14.40	8.55	10.90	11.40	14.40	10.65	8.10	11.70	20.25	23.45	40.50	23.95	29.95	31.95	40.50
4.10	3.10	4.50	7.80	9.00	15.60	9.25	11.55	12.30	15.60	10.95	8.30	12.05	20.80	24.10	41.60	24.65	30.50	32.85	41.60
4.45	3.40	4.90	8.45	9.80	16.90	10.00	12.85	13.35	16.90	11.15	8.55	12.30	21.20	24.55	42.40	25.10	31.65	33.45	42.40
4.80	3.60	5.30	9.10	10.55	18.20	10.80	13.45	14.40	18.20	11.50	8.70	12.70	21.85	25.30	43.70	25.90	32.15	34.50	43.70
5.05	3.85	5.55	9.60	11.10	19.20	11.35	14.15	15.15	19.20	11.75	8.95	12.90	22.35	25.85	44.70	26.45	33.30	35.25	44.70
5.35	4.10	5.95	10.15	11.75	20.30	12.05	15.40	16.05	20.30	12.00	9.15	13.25	22.80	26.40	45.60	27.00	33.80	36.00	45.60
5.70	4.30	6.25	10.85	12.55	21.70	12.85	16.00	17.10	21.70	12.25	9.35	13.50	23.30	26.95	46.60	27.55	34.30	36.75	46.60
6.00	4.60	6.65	11.40	13.20	22.80	13.50	17.25	18.00	22.80	12.60	9.55	13.85	23.95	27.70	47.90	28.35	35.45	37.80	47.90
6.25	4.80	6.90	11.90	13.75	23.80	14.05	17.85	18.75	23.80	12.85	9.75	14.20	24.40	28.25	48.80	28.90	36.00	38.55	48.80
6.60	5.00	7.25	12.55	14.50	25.10	14.85	18.40	19.80	25.10	13.40	10.20	14.75	25.45	29.50	50.00	30.15	37.65	40.20	50.00
6.95	5.25	7.70	13.20	15.30	26.40	15.65	19.60	20.85	26.40	13.65	10.35	15.10	25.95	30.05	51.90	30.70	38.20	40.95	51.90
7.20	5.45	7.95	13.70	15.85	27.40	16.20	20.20	21.60	27.40	13.95	10.60	15.35	26.50	30.70	53.00	31.40	39.30	41.85	53.00
7.50	5.70	8.30	14.25	16.50	28.50	16.90	21.40	22.50	28.50	14.20	10.80	15.65	27.00	31.25	54.00	31.95	39.75	42.60	54.00
7.75	5.90	8.55	14.75	17.05	29.50	17.45	21.90	23.25	29.50	14.45	11.00	15.90	27.45	31.80	54.90	32.50	40.85	43.35	54.90
8.10	6.10	8.95	15.40	17.80	30.80	18.25	22.50	24.30	30.80	14.75	11.20	16.25	28.05	32.45	56.10	33.20	41.40	44.25	56.10
8.35	6.35	9.25	15.85	18.35	31.70	18.80	23.70	25.05	31.70	15.75	12.00	17.35	29.95	34.65	59.90	35.45	44.55	47.25	59.90
8.65	6.55	9.55	16.45	19.05	32.90	19.45	24.20	25.95	32.90	16.05	12.20	17.70	30.50	35.30	61.00	36.10	45.00	48.15	61.00
8.90	6.80	9.85	16.90	19.60	33.80	20.05	25.40	26.70	33.80	16.80	12.75	18.45	31.90	36.95	63.80	37.80	47.00	50.40	63.80
9.25	7.00	10.20	17.60	20.35	35.20	20.80	26.05	27.75	35.20	17.05	13.00	18.80	32.40	37.50	64.80	38.35	48.10	51.15	64.80
9.50	7.20	10.50	18.05	20.90	36.10	21.40	26.55	28.50	36.10	17.50	13.35	19.30	33.25	38.50	66.50	39.40	49.05	52.50	66.50
9.80	7.45	10.80	18.60	21.55	37.20	22.05	27.75	29.40	37.20	18.25	13.90	20.10	34.70	40.15	69.40	41.05	51.45	54.75	69.40
10.05	7.65	11.10	19.10	22.10	38.20	22.60	28.30	30.15	38.20	20.80	15.85	22.90	35.50	45.75	79.00	46.80	58.40	62.40	79.00

Exclusive Occupancy. For exclusive occupancy of a duplex-roomette, single bedroom, double bedroom or a compartment one railroad ticket is required and for the exclusive occupancy of a drawing-room by one passenger, one and one-fourth (1 1/4) railroad tickets are required on the Great Northern Railway.

SLEEPING CAR FARES—Continued

Sleeping car fares are compiled from Pullman Company tariffs, are published for information only, and are subject to change without notice. Sleeping and parlor car fares shown below do not include 15% U. S. Federal Tax.

BETWEEN	Great Falls		Glacier Park		Spokane		Seattle-Tacoma		Portland		Vancouver, B. C.	
	Standard Lower Berth	Tourist Lower Berth	Standard Lower Berth	Tourist Lower Berth	Standard Lower Berth	Tourist Lower Berth	Standard Lower Berth	Tourist Lower Berth	Standard Lower Berth	Tourist Lower Berth	Standard Lower Berth	Tourist Lower Berth
Bellingham, Wash.	\$10.95		\$ 9.50						\$ 3.50			
Belton, Mont.	3.50				\$ 3.80	\$ 2.55	\$ 7.20	\$ 4.80	1 7.20	1 4.80	8.90	11.50
Billings, Mont.	3.50		4.10		6.00		9.25		9.25			
Boston, Mass.	19.10		22.05		22.30		25.15		25.15			
Buffalo, N. Y.	16.80		18.45		19.65		22.30		22.30			
Butte, Mont.			ⓐ 3.50		ⓐ 5.35		ⓐ 8.35		ⓐ 8.90			
Chicago, Ill.	12.60		13.40	8.95	15.75	10.50	18.25	12.20	18.25	12.20	18.25	
Cincinnati, O.	15.00		16.90		17.50		20.25		20.25			
Cleveland, O.	15.50		16.90		18.25		20.80		20.80			
Cody, Wyo.	3.80		5.35									
Columbia Falls, Mont.	3.50				3.50	2.35	6.95	4.65	6.95	4.65		
Crookston, Minn.	7.75		8.35	ⓐ 5.60	11.15	ⓐ 7.45	14.20	ⓐ 9.50	14.20	ⓐ 9.50	14.20	
Denver, Colo.	c 9.50		c10.40		c12.00		c12.85		c12.85		c15.00	
Des Moines, Ia.	11.75		14.15		14.45		16.80		16.80		19.25	
Devils Lake, N. D.	6.95		7.50	5.00	10.40	6.95	13.65	9.10	13.65	9.10	13.65	
Duluth, Minn.-Superior, Wis.	10.05		10.65		13.40		15.75		15.75		15.75	
Everett, Wash.	8.35		7.20	4.80	3.80	2.55			3.50			
Fargo, N. D.-Moorhead, Minn.	7.75		8.35	5.60	11.15	7.45	14.20	9.50	14.20	9.50	14.20	
Glacier Park, Mont.	3.50				3.80	2.55	7.20	4.80	1 7.20	1 4.80	9.50	
Glasgow, Mont.	3.50		3.50	2.35	7.20	4.80	ⓐ 10.05	6.70	10.40	6.95	12.25	
Grand Forks, N. D.	7.50		8.35	5.60	11.15	7.45	14.20	9.50	14.20	9.50	14.20	
Great Falls, Mont.	3.50		3.50		5.35		8.35		8.90		10.95	
Havre, Mont.			3.50	2.35	5.70	3.80	8.90	5.95	8.90	5.95	10.95	
Helena, Mont.			ⓐ 3.50		ⓐ 5.35		ⓐ 8.35		ⓐ 8.90			
Kansas City, Mo.	c10.65		11.25		13.95		15.75		15.75		c16.50	
Los Angeles, Cal.	16.25		16.25	11.75	13.65	1 9.70	ⓐ 11.75	ⓐ 7.85	10.40	6.95		
Minot, N. D.	5.70		6.60	4.40	9.25	6.20	12.25	8.20	12.25	8.20	12.25	
New York, N. Y.	19.10		21.15		22.30		25.15		25.15			
Philadelphia, Pa.	18.50		20.60		21.70		24.30		24.30			
Pittsburgh, Pa.	16.05		17.50		18.85		21.70		21.70			
Portland, Ore.	8.90		1 7.20	1 4.80	1 4.10	1 2.75	3.50	2.35			4.10	
Sacramento, Cal.	13.40		13.10	9.45	10.40	1 7.40	ⓐ 8.35	ⓐ 5.60	6.95	4.65		
St. Louis, Mo.	12.60		14.20		15.25		17.50		17.50		17.50	
St. Paul-Minneapolis, Minn.	10.05		10.65	7.10	13.40	8.95	15.75	10.50	15.75	10.50	15.75	
San Francisco, Cal.	13.95		13.40	9.60	10.65	1 7.55	ⓐ 8.65	ⓐ 5.80	7.20	4.80		
Seattle, Wash.	8.35		7.20	4.80	4.10	2.75			3.50	2.35		
Shelby, Mont.					4.80	3.20	8.10	5.40	8.35	5.60	10.05	
Spokane, Wash.	5.35		3.80	2.55			4.10	2.75	1 4.10	2.75		
Tacoma, Wash.	8.35		7.20	4.80	4.10	2.75			3.50	2.35		
Vancouver, B. C.	10.95		9.50				3.50		4.10			
Washington, D. C.-Baltimore, Md.	18.50		20.60		21.70		24.30		24.30			
Wenatchee, Wash.	7.20		5.70	3.80	3.50	2.35	3.50	2.35	4.10	2.75		
Winnipeg, Man.												

Tourist car service available to and from Havre or Shelby only.

Tourist car service available only to and from Everett.

ⓐTo Grand Forks.      ⓑTacoma, 30c less.      ⓓTacoma, 20c less.      e—Via Billings or St. Paul.      h—Via Billings, via St. Paul \$17.50.  
 ⓑTo Great Falls.      ⓓTacoma, 35c higher.      a—Via Portland.      f—Via Billings, via St. Paul \$15.70.      i—Via S. P. & S.  
 ⓓTacoma, 60c less.      ⓔTacoma, 40c less.      c—Via Billings.      g—Via Billings, via St. Paul \$15.25.

SLEEPING CAR FARES FOR UPPER BERTH IN TOURIST SLEEPING CARS

Fares quoted below do not include 15% U. S. Federal Tax.

Where Lower Berth Is	Upper Berth Is	Where Lower Berth Is	Upper Berth Is	Where Lower Berth Is	Upper Berth Is	Where Lower Berth Is	Upper Berth Is	Where Lower Berth Is	Upper Berth Is	Where Lower Berth Is	Upper Berth Is	Where Lower Berth Is	Upper Berth Is	Where Lower Berth Is	Upper Berth Is	Where Lower Berth Is	Upper Berth Is	Where Lower Berth Is	Upper Berth Is
\$2.35	\$1.75	\$4.90	\$3.20	\$5.95	\$4.55	\$7.45	\$5.70	\$8.95	\$6.80	\$10.00	\$7.60	\$11.50	\$8.80	\$12.95	\$9.85	\$14.15	\$10.70	\$16.65	\$12.65
2.55	1.95	4.40	3.35	6.20	4.70	7.55	6.05	9.10	6.90	10.20	7.75	11.70	8.90	13.00	9.90	14.30	10.85	16.85	14.00
2.75	2.10	4.65	3.50	6.35	4.80	7.70	6.20	9.30	7.10	10.35	7.90	11.75	8.95	13.10	10.05	14.35	10.95	17.00	12.90
3.00	2.30	4.80	3.65	6.55	5.00	7.85	6.00	9.45	7.15	10.50	8.00	11.80	9.00	13.20	10.05	14.55	11.10	17.45	13.30
3.20	2.40	5.00	3.80	6.70	5.10	8.00	6.10	9.50	7.20	10.70	8.15	12.00	9.15	13.35	10.15	15.15	11.55	18.60	14.10
3.40	2.60	5.20	3.95	6.95	5.30	8.20	6.25	9.60	7.30	10.85	8.25	12.20	9.25	13.40	10.20	15.30	11.65	19.15	14.55
3.60	2.75	5.40	4.10	7.10	5.40	8.40	6.40	9.65	7.35	11.00	8.40	12.35	9.45	13.55	10.30	16.30	12.35		
3.80	2.90	5.60	4.25	7.30	5.55	8.60	6.50	9.70	7.40	11.20	8.50	12.55	9.60	13.70	10.45	16.45	12.50		
4.00	3.10	5.80	4.40	7.40	5.60	8.75	6.70	9.85	7.50	11.40	8.70	12.80	9.70	13.90	10.60	16.50	12.50		

PARLOR CAR RATES.		RESERVE SEAT COACH RATES.	
Between Great Falls and Big Sandy.....	\$ .80	Between St. Paul or Minneapolis and Fargo.....	\$1.45
Great Falls and Fort Benton.....	.80	St. Paul or Minneapolis and Grand Forks.....	2.20
Great Falls and Havre.....	.90	St. Paul or Minneapolis and Minot.....	2.85
Havre and Big Sandy.....	.80	Spokane and Seattle or Portland.....	2.20
Havre and Fort Benton.....	.80	Seattle and Portland.....	1.45
Big Sandy and Fort Benton.....	.80	Seattle and Vancouver.....	1.10
St. Paul or Minneapolis and Duluth.....	.80	Tacoma and Portland.....	1.10
		Havre and Butte.....	\$.75
		Havre and Helena.....	.50
		Havre and Great Falls.....	.25
		Helena and Butte.....	.25
		Great Falls and Helena.....	\$.25
		Great Falls and Butte.....	.50
		Spokane and Seattle.....	.75
		Wenatchee and Seattle.....	.40

GREAT NORTHERN'S TWO GREAT TRAINS FOLLOW HISTORICAL TRAILS THROUGH LAND OF SCENIC THRILLS

# GREAT NORTHERN RAILWAY

## ONE-WAY AND ROUND-TRIP RAILROAD FARES

(Subject to Change)  
Consult your ticket agent for further information about fares. Fares do not include 15% U. S. federal tax.

BETWEEN	FIRST CLASS		INTERMEDIATE CLASS		COACH CLASS		BETWEEN	FIRST CLASS		INTERMEDIATE CLASS		COACH CLASS	
	One Way	3 Mos. Round Trip	One Way	3 Mos. Round Trip	One Way	3 Mos. Round Trip		One Way	3 Mos. Round Trip	One Way	3 Mos. Round Trip	One Way	3 Mos. Round Trip
<b>CHICAGO, ILL., AND</b>													
Duluth, Minn.	\$15.95	\$26.60			\$11.40	\$20.55	Butte, Mont.	\$30.36	\$50.60	\$26.02	\$46.85	\$21.71	\$39.10
Everett, Wash.	74.35	114.25	\$63.73	\$93.70	53.10	81.25	Chicago, Ill.	22.33	37.25	21.11	36.20	15.95	28.75
Fargo, N. D.	22.33	37.25	21.11	36.20	15.95	28.75	Everett, Wash.	52.02	83.00	44.59	68.10	37.15	63.45
Glacier Park, Mont.	51.76	86.30	44.37	79.00	36.98	66.60	Glacier Park, Mont.	29.42	49.05	25.92	45.40	21.02	37.85
Grand Forks, N. D.	24.91	41.55	23.34	40.20	17.79	32.05	Grand Forks, N. D.	2.75	4.60	2.36	4.25	1.97	3.55
Great Falls, Mont.	49.90	83.20	42.77	77.00	35.65	64.20	Great Falls, Mont.	27.56	45.95	23.62	42.55	19.70	35.50
Helena, Mont.	52.10	86.85	44.65	79.00	37.21	67.00	Helena, Mont.	30.36	50.60	26.02	46.85	21.71	39.10
Minot, N. D.	30.51	50.85	28.14	48.85	21.79	39.25	Minot, N. D.	8.18	13.65	7.01	12.65	5.85	10.55
Pasco-Kennewick, Wash.	64.00	96.30	54.85	79.00	45.71	72.65	Portland, Ore.	54.78	86.20	46.95	70.70	39.12	66.60
Portland, Ore.	75.06	114.25	54.35	93.70	53.61	81.25	San Francisco, Cal.	73.45	109.05	63.37	89.45	50.88	77.35
San Francisco, Cal.	95.19	144.25	82.01	93.70	59.83	81.25	Seattle, Wash.	52.73	83.00	45.20	68.10	37.67	63.45
Seattle, Wash.	75.06	114.25	64.35	93.70	53.61	81.25	Spokane, Wash.	41.66	65.55	35.71	53.75	29.75	50.65
Spokane, Wash.	64.00	96.30	54.85	79.00	45.71	72.65	Tacoma, Wash.	52.73	83.00	45.20	68.10	37.67	63.45
Tacoma, Wash.	75.06	114.25	64.35	93.70	53.61	81.25	Vancouver, B. C.	52.73	83.00	45.20	68.10	37.67	63.45
Vancouver, B. C.	75.06	114.25	64.35	93.70	53.61	81.25	Wenatchee, Wash.	47.78	75.75	40.95	63.20	34.10	58.50
Wenatchee, Wash.	70.11	106.50	60.10	88.45	50.08	70.50	Winnipeg, Man.	29.10	48.50				
Winnipeg, Man.	29.10	48.50			21.26	38.30							
<b>ST. PAUL, MINN., AND</b>													
Butte, Mont.	38.22	63.70	32.76	59.00	27.29	49.15	Butte, Mont.	30.36	50.60	26.02	46.85	21.71	39.10
Everett, Wash.	60.48	95.70	51.84	78.50	43.20	68.05	Chicago, Ill.	24.91	41.55	23.34	40.20	17.79	32.05
Fargo, N. D.	8.46	14.10	7.25	13.05	6.05	10.90	Duluth, Minn.	9.84	16.40	8.43	15.20	7.03	12.70
Glacier Park, Mont.	37.88	63.15	32.47	58.45	27.07	48.75	Everett, Wash.	51.09	81.50	43.79	66.85	36.49	62.30
Grand Forks, N. D.	11.04	18.40	9.46	17.05	7.89	14.25	Glacier Park, Mont.	28.49	47.50	24.42	44.00	20.36	36.65
Great Falls, Mont.	36.03	60.05	30.88	55.60	25.74	46.35	Great Falls, Mont.	26.63	44.40	22.83	41.10	19.03	34.30
Helena, Mont.	38.22	63.70	32.76	59.00	27.29	49.15	Helena, Mont.	30.08	50.15	25.78	46.45	21.49	38.70
Kennewick, Wash.	55.30	87.30	47.40	71.60	39.50	64.55	Minot, N. D.	7.24	12.10	6.21	11.20	5.19	9.35
Minot, N. D.	16.64	27.75	14.26	25.70	11.89	21.45	Portland, Ore.	53.85	84.70	46.16	69.45	38.46	65.45
Pasco, Wash.	55.25	87.30	47.36	71.60	39.46	64.55	San Francisco, Cal.	72.87	109.05	62.88	89.45	50.88	77.35
Portland, Ore.	63.23	95.70	54.20	78.50	45.17	68.05	Seattle, Wash.	51.80	81.50	44.40	66.85	37.00	62.30
San Francisco, Cal.	81.32	114.25	70.12	93.70	51.11	81.25	Spokane, Wash.	40.73	64.15	34.91	52.60	29.09	49.55
Seattle, Wash.	61.20	95.70	52.46	78.50	43.71	68.05	Tacoma, Wash.	51.80	81.50	44.40	66.85	37.00	62.30
Spokane, Wash.	50.12	78.85	49.96	64.70	35.79	57.50	Vancouver, B. C.	51.80	81.50	44.40	66.85	37.00	62.30
Tacoma, Wash.	61.20	95.70	52.46	78.50	43.71	68.05	Wenatchee, Wash.	46.85	74.35	40.16	62.05	33.44	57.40
Vancouver, B. C.	61.20	95.70	52.46	78.50	43.71	68.05	Winnipeg, Man.	15.40	25.70	13.23	23.85	11.35	20.45
Wenatchee, Wash.	56.23	89.05	48.20	74.15	40.17	65.35							
Winnipeg, Man.	15.40	25.70	13.23	23.85	11.35	20.45							
<b>MINNEAPOLIS, MINN., AND</b>													
Butte, Mont.	37.82	63.05	32.42	58.40	27.02	48.65	Butte, Mont.	30.36	50.60	26.02	46.85	21.71	39.10
Everett, Wash.	60.10	95.70	51.51	78.50	42.94	68.05	Chicago, Ill.	30.51	50.85	28.14	48.85	21.79	39.25
Fargo, N. D.	8.08	13.50	6.93	12.50	5.78	10.45	Duluth, Minn.	17.00	28.35	14.57	26.25	12.15	21.90
Glacier Park, Mont.	37.52	62.55	32.16	57.90	26.79	48.25	Everett, Wash.	43.83	70.10	37.57	57.50	31.32	53.50
Grand Forks, N. D.	10.66	17.80	9.14	16.50	7.62	13.75	Glacier Park, Mont.	21.24	35.40	18.21	32.80	15.17	27.35
Great Falls, Mont.	35.66	59.45	30.57	55.05	25.48	45.90	Great Falls, Mont.	19.38	32.30	16.61	29.90	13.85	24.95
Helena, Mont.	37.82	63.05	32.42	58.40	27.02	48.65	Helena, Mont.	22.82	38.05	19.56	35.25	16.32	29.40
Kennewick, Wash.	54.93	87.30	47.08	71.60	39.24	64.55	Portland, Ore.	46.58	73.30	39.93	60.15	33.28	56.65
Minot, N. D.	16.28	27.15	13.95	25.15	11.62	20.95	San Francisco, Cal.	65.63	103.10	56.66	84.55	46.59	77.35
Pasco, Wash.	54.86	87.30	47.02	71.60	39.20	64.55	Seattle, Wash.	44.45	70.10	38.19	57.50	31.83	53.50
Portland, Ore.	62.86	95.70	53.88	78.50	44.91	68.05	Spokane, Wash.	33.47	52.70	28.69	43.25	23.91	40.75
San Francisco, Cal.	80.94	114.25	69.81	93.70	50.88	81.25	Tacoma, Wash.	44.55	70.10	38.19	57.50	31.83	53.50
Seattle, Wash.	60.81	95.70	52.12	78.50	43.45	68.05	Vancouver, B. C.	44.55	70.10	38.19	57.50	31.83	53.50
Spokane, Wash.	49.74	78.85	42.63	64.70	35.53	57.50	Wenatchee, Wash.	39.58	62.90	33.93	52.70	28.26	48.60
Tacoma, Wash.	60.81	95.70	52.12	78.50	43.45	68.05	Winnipeg, Man.	15.03	25.05	12.90	23.25	11.07	19.95
Vancouver, B. C.	60.81	95.70	52.12	78.50	43.45	68.05							
Wenatchee, Wash.	55.86	89.05	47.88	74.15	39.90	65.35							
Winnipeg, Man.	15.03	25.05	12.90	23.25	11.07	19.95							
<b>DULUTH, MINN., AND</b>													
Butte, Mont.	39.19	65.35	33.59	60.50	28.01	50.45	Butte, Mont.	6.01	10.05	5.15	9.30	4.30	7.75
Everett, Wash.	60.85	95.70	52.16	78.50	43.46	68.05	Chicago, Ill.	49.90	83.20	42.77	77.00	35.65	64.20
Fargo, N. D.	8.82	14.70	7.56	13.65	6.30	11.35	Duluth, Minn.	36.39	60.65	31.19	56.15	26.00	46.80
Glacier Park, Mont.	38.25	63.75	32.79	59.05	27.33	49.20	Everett, Wash.	26.31	43.85	22.55	40.60	18.79	33.85
Grand Forks, N. D.	9.84	16.40	8.43	15.20	7.03	12.70	Glacier Park, Mont.	6.01	10.05	5.15	9.30	4.30	7.75
Great Falls, Mont.	36.39	60.65	31.19	56.15	26.00	46.80	Helena, Mont.	3.45	5.75	2.96	5.35	2.47	4.45
Helena, Mont.	39.19	65.35	33.59	60.50	28.01	50.45	Minneapolis, Minn.	35.66	59.45	30.57	55.05	25.48	45.90
Minneapolis-St. Paul, Minn.	5.25	8.75	4.57	7.25	3.75	6.75	New York, N. Y.	86.25	148.60	70.07	117.50	62.95	105.75
Minot, N. D.	17.00	28.35	14.57	26.25	12.15	21.90	do	79.12	140.80	70.07	117.50	62.95	105.75
Portland, Ore.	63.58	95.70	54.50	78.50	45.44	68.05	Portland, Ore.	29.06	48.45	24.91	44.85	20.77	37.40
San Francisco, Cal.	82.28	114.25	70.94	93.70	54.41	81.25	St. Paul, Minn.	36.03	60.05	30.88	55.60	25.74	46.35
Seattle, Wash.	61.56	95.70	52.77	78.50	43.97	68.05	Seattle, Wash.	27.02	45.05	23.16	41.70	19.29	34.75
Spokane, Wash.	50.47	78.85	43.26	64.70	36.07	57.50	Spokane, Wash.	15.95	26.60	13.67	24.65	11.40	20.55
Tacoma, Wash.	61.56	95.70	52.77	78.50	43.97	68.05	Tacoma, Wash.	27.02	45.05	23.16	41.70	19.29	34.75
Vancouver, B. C.	61.56	95.70	52.77	78.50	43.97	68.05	Vancouver, B. C.	30.83	51.40	26.43	47.60	22.25	40.05
Wenatchee, Wash.	56.58	89.05	48.50	74.15	40.41	65.35	Washington, D. C.	80.57	138.40	65.80	112.00	58.68	99.20
Winnipeg, Man.	15.40	25.70	13.23	23.85	11.35	20.45	do	73.44	132.20	58.00	102.20	58.68	99.20
							Wenatchee, Wash.	22.06	36.80	18.91	34.05	15.75	28.35
<b>HELENA, BUTTE, MONT., AND</b>													
Chicago, Ill.	52.10	86.85	44.65	79.00	37.21	67.00	Chicago, Ill.	52.10	86.85	44.65	79.00	37.21	67.00
Duluth, Minn.	39.19	65.35	33.59	60.50	28.01	50.45	Duluth, Minn.	39.19	65.35	33.59	60.50	28.01	50.45
Everett, Wash.	26.31	43.85	22.55	40.60	18.79	33.85	Everett, Wash.	26.31	43.85	22.55	40.60	18.79	33.85
Glacier Park, Mont.	29.42	49.05	25.92	45.40	21.02	37.85	Glacier Park, Mont.	29.42	49.05	25.92	45.40	21.02	37.85
Minneapolis, Minn.	37.82	63.05	32.42	58.40	27.02	48.65	Minneapolis, Minn.	37.82	63.05	32.42	58.40		



# GREAT NORTHERN RAILWAY

## ONE-WAY AND ROUND-TRIP RAILROAD FARES

(Subject to Change)

Consult your ticket agent for further information about fares. Fares do not include 15% U. S. Federal tax.

BETWEEN	FIRST CLASS		INTERMEDIATE CLASS		COACH CLASS		BETWEEN	FIRST CLASS		INTERMEDIATE CLASS		COACH CLASS	
	One Way	3 Mos. Round Trip	One Way	3 Mos. Round Trip	One Way	3 Mos. Round Trip		One Way	3 Mos. Round Trip	One Way	3 Mos. Round Trip	One Way	3 Mos. Round Trip
<b>HELENA, BUTTE, MONT., AND</b>	ND						<b>EVERETT, WASH., AND</b>						
Tacoma, Wash.....	\$27.02	\$45.05	\$23.16	\$41.70	\$19.29	\$34.75	St. Paul, Minn.....	\$60.48	\$95.70	\$51.84	\$78.50	\$43.20	\$68.05
Vancouver, B. C.....	30.83	51.40	26.43	47.60	22.25	40.05	San Francisco, Cal.....	33.53	55.90	28.74	\$51.80	\$24.00	\$43.25
Washington, D. C.....	82.77	142.05	\$27.68	\$114.00	60.24	102.00	Spokane, Wash.....	10.36	17.30	8.88	16.00	7.40	13.35
do			\$75.32	\$134.20			Vancouver, B. C.....	4.52	7.55	3.88	7.00	3.45	6.25
Wenatchee, Wash.....	22.06	36.80	18.91	34.05	15.75	28.35	Washington, D. C.....	105.02	168.80	\$86.76	\$128.70	76.13	116.25
							do			\$94.40	\$148.90		
<b>BILLINGS, MONT., AND</b>							<b>SEATTLE, TACOMA, WASH., AND</b>						
Chicago, Ill.....	49.90	83.20	42.77	77.00	35.65	64.20	Billings, Mont.....	31.86	53.10	27.31	49.20	22.76	41.00
Duluth, Minn.....	36.39	60.65	31.19	56.15	26.00	46.80	Chicago, Ill.....	75.06	114.25	64.35	93.70	53.61	81.25
Everett, Wash.....	31.15	51.95	26.70	48.10	22.26	40.10	Duluth, Minn.....	61.56	95.70	52.77	78.50	43.97	68.05
Great Falls, Mont.....	8.19	13.65	7.02	12.65	5.86	10.55	Fargo, N. D.....	52.73	83.00	45.20	68.10	37.67	63.45
Glacier Park, Mont.....	14.20	23.70	12.17	21.95	10.16	18.30	Glacier Park, Mont.....	23.31	38.85	19.98	36.00	16.66	30.00
Portland, Ore.....	33.91	56.55	29.07	52.35	24.24	43.65	Grand Forks, N. D.....	51.80	83.00	44.40	68.10	37.00	63.45
Seattle, Wash.....	31.86	53.10	27.31	49.20	22.76	41.00	Great Falls, Mont.....	27.02	45.05	23.16	41.70	19.29	34.75
Spokane, Wash.....	20.79	34.65	17.82	32.10	14.86	26.75	Los Angeles, Cal., from Seattle	45.90	76.55	39.34	\$70.90	\$32.82	\$59.10
Tacoma, Wash.....	31.86	53.10	27.31	49.20	22.76	41.00	do from Tacoma.....	44.57	74.30	38.20	\$68.85	\$31.86	\$57.40
Vancouver, B. C.....	35.67	59.45	30.58	55.05	25.71	46.30	Minneapolis, Minn.....	60.81	95.70	52.12	78.50	43.45	68.05
Wenatchee, Wash.....	26.91	44.85	23.07	41.55	19.21	34.60	New York, N. Y.....	111.41	176.05	\$91.65	\$132.20	80.91	119.75
							do			\$100.70	\$155.50		
<b>SPOKANE, WASH., AND</b>							Portland, Ore., from Seattle	6.40	10.70	5.49	9.90	4.58	8.25
Billings, Mont.....	20.79	34.65	17.82	32.10	14.86	26.75	do from Tacoma.....	5.06	8.45	4.34	7.85	3.62	6.55
Chicago, Ill.....	64.00	96.30	54.86	79.00	45.71	72.65	St. Paul, Minn.....	61.20	95.70	52.46	78.50	43.71	68.05
Duluth, Minn.....	50.47	78.85	43.26	64.70	36.07	57.50	San Francisco, Cal., from Seattle	32.37	54.00	27.75	\$50.05	\$23.16	\$41.70
Everett, Wash.....	10.36	17.30	8.88	16.00	7.40	13.35	do from Tacoma.....	31.03	51.75	26.60	\$48.00	\$22.20	\$40.00
Fargo, N. D.....	41.66	65.55	35.71	53.75	29.75	50.65	Spokane, Wash.....	11.07	18.45	9.49	17.10	7.91	14.25
Glacier Park, Mont.....	12.24	20.40	10.49	18.90	8.75	15.75	Vancouver, B. C., from Seattle	5.66	9.45	4.86	8.75	4.26	7.70
Grand Forks, N. D.....	40.73	65.55	34.91	53.75	29.09	50.65	do from Tacoma.....	6.99	11.65	5.99	10.80	5.23	9.45
Great Falls, Mont.....	15.95	26.60	13.67	24.65	11.40	20.55	Washington, D. C.....	105.73	169.45	\$87.38	\$128.70	76.64	116.25
Minneapolis, Minn.....	49.74	78.85	42.63	64.70	35.53	57.50	do			\$95.02	\$148.90		
New York, N. Y.....	100.35	158.10	\$82.15	\$117.50	73.01	111.15	<b>PORTLAND, ORE., AND</b>						
do			\$91.20	\$140.80			Billings, Mont.....	33.91	56.55	29.07	52.35	24.24	43.65
Portland, Ore.....	14.94	24.90	12.81	23.10	10.67	19.25	Chicago, Ill.....	75.06	114.25	64.35	93.70	53.61	81.25
St. Paul, Minn.....	50.12	78.85	42.96	64.70	35.79	57.50	Duluth, Minn.....	63.58	95.70	54.50	78.50	45.44	68.05
Seattle, Wash.....	11.07	18.45	9.49	17.10	7.91	14.25	Fargo, N. D.....	54.78	86.20	46.95	70.70	39.12	66.60
Tacoma, Wash.....	11.07	18.45	9.49	17.10	7.91	14.25	Glacier Park, Mont.....	\$25.35	\$42.25	\$21.73	\$39.15	\$18.12	\$32.65
Vancouver, B. C.....	14.88	24.80	12.76	23.00	10.85	19.55	Grand Forks, N. D.....	53.85	86.20	46.16	70.70	38.46	66.60
Washington, D. C.....	94.67	151.50	\$77.88	\$114.00	68.74	107.65	Great Falls, Mont.....	29.06	48.45	24.91	44.85	20.77	37.40
do			\$85.52	\$134.20			Los Angeles, Cal.....	39.51	65.85	33.87	\$61.00	\$28.24	\$50.85
Wenatchee, Wash.....	6.11	10.20	5.24	9.45	4.35	7.85	Minneapolis, Minn.....	62.86	95.70	53.88	78.50	44.91	68.05
							New York, N. Y.....	111.41	176.05	\$91.65	\$132.20	80.91	119.75
<b>WENATCHEE, WASH., AND</b>							do			\$100.70	\$155.50		
Billings, Mont.....	26.91	44.85	23.07	41.55	19.21	34.60	St. Paul, Minn.....	63.23	95.70	54.20	78.50	45.17	68.05
Chicago, Ill.....	70.11	106.50	60.09	88.45	50.08	80.50	San Francisco, Cal.....	25.97	43.30	22.26	\$40.15	\$18.58	\$33.45
Duluth, Minn.....	56.58	89.05	48.50	74.15	40.41	65.35	Seattle, Wash.....	6.40	10.70	5.49	9.90	4.58	8.25
Everett, Wash.....	4.26	7.10	3.65	6.60	3.05	5.50	Spokane, Wash.....	14.94	24.90	12.81	23.10	10.67	19.25
Fargo, N. D.....	47.78	75.75	40.95	63.20	34.10	58.50	Tacoma, Wash.....	5.06	8.45	4.34	7.85	3.62	6.55
Glacier Park, Mont.....	18.35	30.60	15.73	28.35	13.10	23.60	Vancouver, B. C.....	12.06	20.10	10.35	18.65	8.84	15.95
Grand Forks, N. D.....	46.85	75.75	40.16	63.20	33.44	58.50	Washington, D. C.....	105.73	169.45	\$87.38	\$128.70	76.64	116.25
Great Falls, Mont.....	22.06	36.80	18.91	34.05	15.75	28.35	do			\$95.02	\$148.90		
Minneapolis, Minn.....	55.86	89.05	47.88	74.15	39.90	65.35	<b>VANCOUVER, B. C., AND</b>						
New York, N. Y.....	106.46	168.30	\$87.40	\$126.95	77.38	119.00	Billings, Mont.....	35.67	59.45	30.58	55.05	25.71	46.30
do			\$96.45	\$150.25			Chicago, Ill.....	75.06	114.25	64.35	93.70	53.61	81.25
Portland, Ore.....	11.77	19.65	10.09	18.20	8.41	15.15	Duluth, Minn.....	61.56	95.70	52.77	78.50	43.97	68.05
St. Paul, Minn.....	56.23	89.05	48.20	74.15	40.17	65.35	Fargo, N. D.....	52.73	83.00	45.20	68.10	37.67	63.45
Seattle, Wash.....	5.38	9.00	4.61	8.30	3.90	7.05	Glacier Park, Mont.....	27.12	45.20	23.25	41.85	19.60	35.30
Spokane, Wash.....	6.11	10.20	5.24	9.45	4.35	7.85	Grand Forks, N. D.....	51.80	83.00	44.40	68.10	37.00	63.45
Tacoma, Wash.....	6.71	11.20	5.75	10.35	4.86	8.75	Great Falls, Mont.....	30.83	51.40	26.43	47.60	22.25	39.95
Vancouver, B. C. Via Everett	8.78	14.65	7.53	13.60	6.50	11.70	Los Angeles, Cal.....	51.56	85.95	44.20	\$79.65	\$37.08	\$66.80
do Via Seattle.....	11.04	18.40	9.47	17.05	8.16	14.70	Minneapolis, Minn.....	60.81	95.70	52.12	78.50	43.45	68.05
Washington, D. C.....	100.78	161.70	\$83.13	\$123.45	73.11	115.50	New York, N. Y.....	111.41	176.05	\$91.65	\$132.20	80.91	119.75
do			\$90.77	\$143.65			do			\$100.70	\$155.50		
<b>EVERETT, WASH., AND</b>							Portland, Ore.....	12.06	20.10	10.35	18.65	8.84	15.95
Billings, Mont.....	31.15	51.95	26.70	48.10	22.26	40.10	St. Paul, Minn.....	61.20	95.70	52.46	78.50	43.71	68.05
Chicago, Ill.....	74.35	113.60	63.73	93.70	53.10	81.25	San Francisco, Cal.....	38.03	63.40	32.61	\$58.80	\$27.42	\$49.40
Duluth, Minn.....	60.85	95.70	52.16	78.50	43.46	68.05	Seattle, Wash.....	5.66	9.45	4.86	8.75	4.26	7.70
Fargo, N. D.....	52.02	82.85	44.59	68.10	37.15	63.45	Spokane, Wash.....	14.88	24.80	12.76	23.00	10.85	19.55
Glacier Park, Mont.....	22.60	37.70	19.37	34.90	16.15	29.10	Tacoma, Wash.....	6.99	11.65	5.99	10.80	5.23	9.45
Grand Forks, N. D.....	51.09	82.85	43.79	68.10	36.49	63.45	Washington, D. C.....	105.73	169.45	\$87.38	\$128.70	76.64	116.25
Great Falls, Mont.....	26.31	43.85	22.55	40.60	18.79	33.85	do			\$95.02	\$148.90		
Los Angeles, Cal.....	47.06	78.45	40.34	\$72.65	\$33.66	\$60.65	<b>Lower fare with shorter limit also available.</b>						
Minneapolis, Minn.....	60.10	95.70	51.51	78.50	42.94	68.05	①Fare applies via S.P.&S., Spokane and G. N. Ry., via G. N. (via Seattle) fare \$27.18						
New York, N. Y.....	110.70	175.40	\$91.03	\$132.20	80.40	119.75	First Class, \$23.30 Intermediate Class and \$19.42 Coach Class.						
Portland, Ore.....	7.55	12.60	\$100.08	\$155.50			②Fare applies via S.P.&S., Spokane and G.N., via G.N. (Via Seattle), fare \$45.30						
do			6.47	11.65	5.42	9.80	First Class, \$41.95 Intermediate Class and \$35.00 Coach Class.						

①Tickets will be honored in coaches only, east of Chicago.  
②Tickets will be honored in standard sleeping cars east of Chicago.

①Lower fare with shorter limit also available.  
②Fare applies via S.P.&S., Spokane and G. N. Ry., via G. N. (via Seattle) fare \$27.18  
First Class, \$23.30 Intermediate Class and \$19.42 Coach Class.  
③Fare applies via S.P.&S., Spokane and G.N., via G.N. (Via Seattle), fare \$45.30  
First Class, \$41.95 Intermediate Class and \$35.00 Coach Class.

**THE EMPIRE BUILDER  
STREAMLINED**

**THE ORIENTAL LIMITED  
DIESEL POWERED**

# The GREAT NORTHERN RAILWAY offers on the Empire Builder

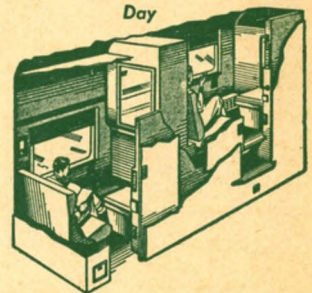


## The Section Lower and Upper berth

**Day** Streamlined Pullman section accommodations combine travel convenience and privacy, at low cost. Comfortable, restful seats and arm rests of sponge rubber, picture windows.

**Night**—the sleep-inviting lower and upper berths are made up with fresh pillows, immaculate sheets and soft blankets. Hangers in each keep clothing wrinkle-free.

Designed for single occupancy at only 10% more than the cost of a standard Pullman lower berth for the luxury of your own private room or office. Restful sponge rubber seats, wide view windows. Meals served in your room, if you wish.



## Single Duplex Roomette




At night each duplex-roomette offers a comfortable 6' 5" bed, complete toilet facilities including shaver outlet, hot and cold water with ice-water on tap. Heat, light and air-controls at your fingertips.



## Double Bedrooms for Two

Each bedroom is designed to accommodate two persons, and contains comfortable sofa-lounge, wardrobe and complete private toilet facilities. Heat, light, air-control and ice-water at your fingertips. Roomy and inviting, with large picture window for your travel enjoyment.




Night

Day

**Connecting Double Bedrooms** (for four persons). Bedrooms, with sliding partition open, provide spacious living-room containing two full-length lounge sofas and every modern convenience. Ideal for family groups. Utmost sleeping comfort in full-length beds and upper berths.



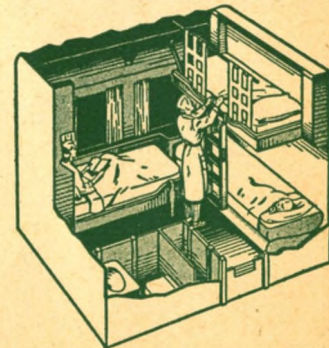
Night




## Drawing Room

**Day** Popular accommodations for 2 to 4 persons. Daytime arrangement includes a spacious private living room with sofa and two comfortable lounge chairs, wide view windows, individual reading lights and full length mirror.

**Night** Three adults, or two adults and two children can sleep comfortably in the two soft-cushioned beds and easily accessible upper berth. Toilet and lavatory completely private, in a separate adjoining room.



# you a selection of fine accommodations on the Oriental Limited




## The Section

*Lower and Upper berths*

**Day** Most popular for day and night travel comfort at economical cost. Reserved upper, or lower; each entitles you to a spacious lounge seat by day.

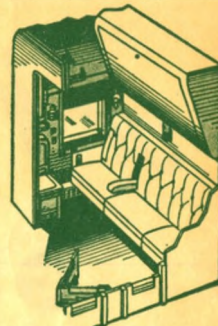
**Night** Restful sleep is yours in both upper and lower berth. Individual reading light and heat control; adequate room for hanging garments.



*Night*

## Double Bedrooms for Two

Each bedroom is designed to accommodate two persons, and contains comfortable sofa-lounge, wardrobe and complete private toilet facilities. Heat, light, air-control and ice-water at your fingertips. Roomy and inviting, with large picture window for your travel enjoyment.

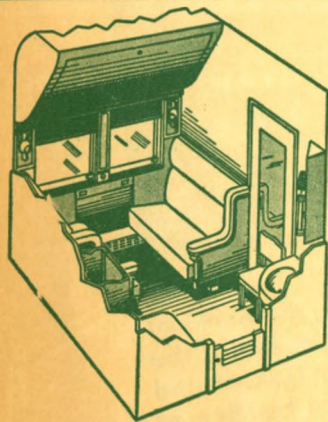


*Day*

**Connecting Double Bedrooms** (for four persons). Bedrooms, with sliding partition open, provide spacious living-room containing two full-length lounge sofas and every modern convenience. Ideal for family groups. Utmost sleeping comfort in full-length beds and upper berths.

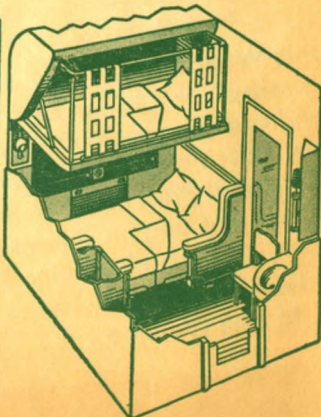


*Night*



## Compartment

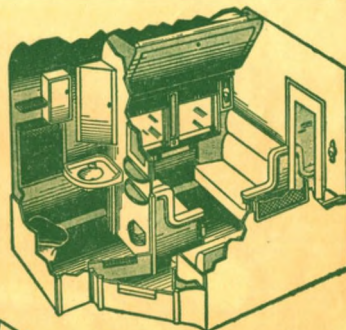
**Day** For day use, a pleasant, attractive room with two comfortable lounge seats. Meets the needs of family travel adequately. Toilet and lavatory within each compartment.



**Night**—lounge seats become a wide full-length bed with berth above. Remaining space, with full-length door mirror, is designed to facilitate dressing in utmost comfort.

## Drawing Room

**Day** Lavatory and toilet adjoin, but are entirely separate from the living room with its double lounge and sofa. This arrangement provides a maximum amount of space for truly deluxe travel.




**Night** Sofa, lower and upper berth become soft, restful beds accommodating up to 4 persons. Yet privacy, and room for dressing, are assured by toilet and lavatory in a separate room.

*East  
or West*

**GREAT  
NORTHERN'S**

*Best*

*East*




*Buckingham Fountain and Chicago Skyline*

From Seattle-Portland-Spokane to Minneapolis, St. Paul and Chicago.

Great Northern's **EMPIRE BUILDER** and *Oriental Limited* make this scenic journey across the top of the nation arriving in Chicago in time for connections with fast trains East.

*West*



*Seattle Skyline from Elliott Bay*

A scenic Wonderland . . . along the banks of the Mississippi, the lakes of Minnesota and wheat and grazing lands of North Dakota and Montana, skirting the southern border of Glacier National Park in the Montana Rockies, the lakes, streams and mountains of Idaho and Washington, and finally along Puget Sound. Connections at Portland with the new "Shasta Daylight" to San Francisco.

**GREAT** *2* **NORTHERN'S**

*Great Trains*

**EMPIRE BUILDER**

*Oriental Limited*

You go great when you go **GREAT NORTHERN**