



PASSENGER TRAIN SCHEDULES

SUBJECT TO CHANGE WITHOUT NOTICE

PASSENGER TRAIN SCHEDULES

SUBJECT TO CHANGE WITHOUT NOTICE



Oriental Limited

The Streamlined
EMPIRE BUILDER

New York, 5, N. Y.
2 Wall St.**GREAT NORTHERN RAILWAY GENERAL OFFICES**

175 EAST 4th ST., ST. PAUL 1, MINNESOTA

Telephone Garfield 5588

Seattle, 4, Wash.
(Operating) King St. Station.
Seattle, 1, Wash.
(Traffic) Great Northern Bldg.
Fourth Ave. at Union St.**TRAFFIC DEPARTMENT OFFICERS****C. E. FINLEY**, Vice President**A. C. BERG**, Asst. to Vice President

P. G. HOLMES, Passenger Traffic Manager St. Paul, 1, Minn.
C. M. CORNELIUS, Assistant to Passenger Traffic Manager St. Paul, 1, Minn.
A. L. JOHNSTON, General Passenger Agent St. Paul, 1, Minn.
N. D. KELLER, General Passenger Agent Seattle, 1, Wash.

GEO. F. HARDY, General Freight Traffic Manager St. Paul, 1, Minn.
W. D. O'BRIEN, Freight Traffic Manager (Rates and Divisions) St. Paul, 1, Minn.
R. P. STARR, Western Traffic Manager Seattle, 1, Wash.
W. B. HARTZ, Eastern Traffic Manager, 233 Broadway New York, 7, N. Y.
V. P. BROWN, Asst. Freight Traffic Manager (Rates and Divisions) St. Paul, 1, Minn.
GEO. B. KING, General Freight Agent Seattle, 1, Wash.
J. J. WOUFLE, General Freight Agent, 878 Monadnock Bldg., San Francisco, 5, Calif.
R. P. REED, General Freight Agent St. Paul, 1, Minn.
E. W. BERGSTROM, General Freight Agent St. Paul, 1, Minn.
W. E. NICHOLSON, General Freight Agent Seattle, 1, Wash.
E. C. WARREN, General Freight Agent, 1535 Utilities Bldg.,
327 So. La Salle St. Chicago, 4, Ill.
C. F. O'HARA, Asst. General Freight and Passenger Agent Great Falls, Mont.
H. R. CARL, Asst. General Freight Agent St. Paul, 1, Minn.

Passenger Traffic

E. H. MOOT, General Passenger Agent Chicago, 3, Ill.
S. M. FARRELL, Assistant General Passenger Agent St. Paul, 1, Minn.
C. F. O'HARA, Assistant General Freight and Passenger Agent Great Falls, Mont.
CHARLES W. MOORE, Exec. Asst., Public Relations & Advertising St. Paul, 1, Minn.

Freight Traffic

M. H. GREENLEAF, Asst. General Freight Agent St. Paul, 1, Minn.
F. P. McCARTY, Asst. General Freight Agent St. Paul, 1, Minn.
J. F. FALLON, Asst. General Freight Agent St. Paul, 1, Minn.
O. M. ANDERSON, Asst. General Freight Agent Seattle, 1, Wash.
M. M. SCANLAN, General Industrial Agent St. Paul, 1, Minn.
H. W. COSTIGAN, Asst. General Freight Agent Seattle, 1, Wash.
A. H. ENGELHART, Asst. Genl. Frt. Agent, 2230 Rand Tower, Minneapolis, 2, Minn.
S. J. ANDERSON, Asst. General Freight Agent, 306 Alworth Bldg., Duluth, 2, Minn.
C. A. GERKEN, Asst. Genl. Freight Agent, 530 American Bank Bldg., Portland, 5, Ore.
E. L. DYE, Asst. General Freight and Passenger Agent Tacoma, 2, Wash.
R. L. WYATT, Asst. Genl. Freight Agent, 814 Old Nat'l Bank Bldg., Spokane, 8, Wash.
H. H. KNOCKE, Asst. General Freight Agent Los Angeles 14, Cal.
1016-17 Associated Realty Bldg., 510 West Sixth Street.
R. C. DUDLEY, General Live Stock Agent St. Paul, 1, Minn.
E. F. McGUIRE, Commerce Agent St. Paul, 1, Minn.

Foreign Department

W. B. HARTZ, Foreign Traffic Manager, 233 Broadway New York, 7, N. Y.

W. R. MEENACH, Foreign Freight Agent Seattle, 1, Wash.
R. W. TRAYNOR, Export & Import Agent Chicago 4, Ill.
1535 Utilities Bldg., 327 So. La Salle St.

Department of Agricultural and Mineral Development

E. B. DUNCAN, Director St. Paul, 1, Minn.
J. J. HARE, Assistant to Director St. Paul, 1, Minn.
E. N. DUNCAN, Western Development Agent Seattle, 1, Wash.
PAUL C. C. WAGNER, Agricultural Development Agent Fargo, N. D.
E. M. GREGORY, Agricultural Development Agent Fargo, N. D.

FRED SANBORN, Agricultural Development Agent Great Falls, Mont.
CHARLES E. JARRETT, Agricultural Development Agent Great Falls, Mont.
E. H. THOMAS, Agricultural Development Agent Spokane, 8, Wash.
A. L. GREENLEE, Geologist—Eastern District St. Paul, 1, Minn.
A. J. HALEY, Geologist—Western District Seattle, 1, Wash.

Mail and Baggage Traffic

A. L. ALDRICH, Manager, Mail and Baggage Traffic St. Paul, 1, Minn.

JOHN H. RAUEN, District Mail and Baggage Agent Seattle, 4, Wash.

Express Traffic

C. H. QUIRMBACH, General Agent, Express Traffic St. Paul 1, Minn.

CHARLES A. WHIMS, Asst. Genl. Agent, Express Traffic Seattle, 4, Wash.

GENERAL DISTRICT AND TRAVELING AGENTS

Atlanta, 3, Ga. A. P. Claypool, General Agent
Room 1307, 22 The Marietta St. Bldg., Phone Alpine 1711.
Bellingham, 5, Wash. R. C. Ramsey, General Agent.
212 Kulshan Bldg., 1324 Cornwall Ave., Phone 2111.
G. N. Station, Zone 1, Phone 403. R. E. Howard, Agent.
Billings, Mont., 311 Electric Bldg. D. C. Bates, General Agent.
Phone 2249
Boston, 16, Mass., Room 7, Little Bldg. Chas. H. Walker, General Agent.
80 Boylston St. Freight: Liberty 2-1406
Phone Pass.: Liberty 2-1639T. F. Carroll, New England Passenger Agent.
Bremerton, Wash., 228 First St. S. S. Harvey, Ticket Agent. Phone 722.
Buffalo, 3, N. Y., 696 Ellicott Square M. A. Knos, General Agent.
Phone Washington 1020
Butte, Mont., 514 Metals Bank Bldg. Joseph J. Heimes, General Agent. Phone 3943.
Phones 3275-3276 2 North Main St.
Chicago, 3, Ill., 142 So. Clark St. A. A. Hughes, General Agent, Pass'r Dept.
Phone WEbster 9-2944
1535 Utilities Bldg., WEbster 9-2944
327 So. La Salle St., Zone 4 E. C. Warren, General Freight Agent.
Cincinnati, 2, O., 1008 Traction Bldg. V. J. Kenny, General Agent.
Phone Main 3643
Cleveland, 14, O., 1243 Union Com-
merce Bldg. Phone Cherry 7137-7138
F. L. Cobb, District Passenger Agent.
Dallas, 1, Tex., 1206 Kirby Bldg. Geo. W. Ploudre, General Agent.
Phone Riverside 6787
Denver, 2, Colo., 601 Railway Exchange
Bldg., Phone Cherry 3477
Des Moines, 9, Ia., 305 Equitable Bldg. O. W. Pierce, District Passenger Agent.
Phone 3-7025
Detroit, 26, Mich., 726 LaFayette
Bldg., 149 Michigan Ave. H. C. Sargent, General Agent.
Phone Woodward 28399
Duluth, 2, Minn., 302 W. Superior
St. E. C. LeRoy, City Passenger Agent.
306 Alworth Bldg., Phone Melrose 571 S. J. Anderson, Asst. Genl. Frt. Agent.
After office hours Melrose 5307
Everett, Wash., Pacific Ave. Frt. House. Charles F. Emnett, General Agent.
Phone Black 15
Pass. Sta., Bond St.
Phone Main 840
William H. Pfister, City Passenger Agent.
W. E. Fenton, Ticket Agent.

Fargo, N. D., 701-2 Black Bldg. Phone 6614 A. M. Brandvik, General Agent.
G. N. Station Phone 6614 M. Uthus, Ticket Agent.
Grand Forks, N. D., 402 First National
Bank Bldg. Phone 1300
Great Northern Station, Phone 1300 Omer Hall, Ticket Agent.
Great Falls, Mont., 801 First National
Bank Bldg., Phone 5481 C. F. O'Hara, Asst. Genl. Freight and Pass. Agt.
L. C. Metcalf, General Agent.
Great Northern Station, Phone 5481 Chas. Doherty, Ticket Agent.
Helena, Mont., Placer Hotel Bldg. S. A. Garrity, General Agent.
Phone 221
W. J. Garrity, Traveling Freight and Pass. Agt.
Jos. A. Krieg, City Pass. and Ticket Agent.
Kalispell, Mont., G. N. Frt. Sta. Phone 93
L. E. Wagner, General Agent.
Kansas City, 6, Mo., 815 Dwight Bldg.
Phone Victor 3852
C. A. Rand, General Agent, Passenger Dept.
C. C. Thompson, General Agent, Freight Dept.
Klamath Falls, Ore., G. N. Station M. V. Schoonover, General Agent. Phone 4101.
Lewistown, Mont., Phone 72 L. G. Levitte, Traveling Frt. and Pass. Agent.
Longview, Wash., Freight Station Guy L. Anderson, General Agent. Phone 818.
1225 Broadway, Phone 815
C. F. Heath, Ticket Agent.
Los Angeles, 14, Cal., 1016-17 Associat-
ed Realty Bldg.
510 West Sixth St.
Phone Vandike 1201
S. L. Williams, District Passenger Agent.
G. M. French, Traveling Pass. Agent.
Benj. C. Culbertson, General Agent.
L. D. Kidd, Traveling Passenger Agent.
Milwaukee, 3, Wis., 814 Majestic Bldg.
Phone Marquette 8-1753
Minneapolis, 2, Minn., 640 Marquette
Ave.
Phone Atlantic 1267 Kent C. VanWyck, Genl. Agt., Passenger Dept.
H. L. Sielaff, City Passenger Agent.
2230 Rand Tower, Phone Main 4517 A. H. Engelhart, Asst. General Freight Agent.
Minot, N. D., G. N. Sta., Phone 21-121 R. F. Mills, General Agent.
K. M. Wyatt, Depot Ticket Agent.
Nelson, B. C., 557 Ward St., Phone 57
W. G. Harold, City Freight and Pass. Agent.
New York, 20, N. Y. F. M. Schnell, General Agent, Passenger Dept.
Room 264, Rockefeller Center,
630 Fifth Avenue
Henry Deissler, District Passenger Agent.
Cable Address, "Northrail" S. A. Dougan, City Passenger Agent.
Phone Circle 5-8328-29-30
J. E. O'Connell, City Passenger Agent.
233 Broadway, Zone 7 John F. Burns, General Eastern Agent, Freight Dept.
Phone Cortlandt 7-3252 Ambrose T. Sims, Commercial Agent.
Oakland, 12, Cal., 611-12 Central Bank
Bldg. G. R. Lally, General Agent.
Charles G. Alexander, Dist. Pass. Agent.
Philadelphia, 2, Pa., 1104 Girard Trust
Company Building
A. E. Rohmer, District Pass. Agent.
Phone Rittenhouse 6-3275-6

GENERAL DISTRICT AND TRAVELING AGENTS—Continued.

Pittsburgh, 22, Pa., 2001-2 Oliver Bldg. P. H. Yorke, General Agent.
Phone Atlantic 1541-1542 J. S. MacDonald, Trav. Pass. Agent.

Portland, 5, Ore., 607 S. W. Washington St. Pass: Phone Beacon 7273
530 American Bank Bldg.
Freight: Phone Beacon 1146
Union Sta., Zone 9, Phone BR 3421

Sacramento, 14, Cal., 923 Forum Bldg. Phone 2-3376

St. Louis, 2, Mo., 818-821 Boatmen's Bank Bldg. Phone Garfield 2956.

St. Paul, 1, Minn., 4th & Minnesota Sts. Phone Garfield 5588

712 Grt. Nor. Bldg. H. D. Day, General Agent.
712 Grt. Nor. Bldg. Paul R. Shaw, Traveling Passenger Agent.
712 Grt. Nor. Bldg. W. G. Mitsch, General Agent, Passenger Dept.
175 East 4th St. Dennis W. Collins, City Passenger Agent.
712 Grt. Nor. Bldg. Stanley P. Worwa, Traveling Passenger Agent.
712 Grt. Nor. Bldg. T. L. May, General Agent.
712 Grt. Nor. Bldg. P. M. Dewey, Manager Reservation Bureau.
175 East 4th St. P. G. Conroy, General Agent, Freight Dept.

San Francisco, 5, Cal., 679 Market St. Phone Sutter 1-6051-52.
878 Monadnock Bldg. Joseph L. Tierney, City Passenger Agent.
Phone Yukon 6-1246
D. R. Ostrander, General Agent, Freight Dept.

Seattle, 1, Wash., Fourth Ave. at Union St. T. K. Orchard, Genl. Agent, Pass'r Dept.
1400 4th Ave. Phone Seneca 0400
203 Great Northern Bldg. Mark C. Sandstrom, District Passenger Agent.
Phone Seneca 1900
James Johnstone, Traveling Passenger Agent.
R. J. Zapell, Traveling Passenger Agent.
B. E. Zempel, Supervisor Reservation Bureau.
G. D. Johnson, General Agent, Freight Dept.

201 Great Nor. Bldg., Phone Seneca 1900
Sidney, Mont., G. N. Station. C. M. Lundhagen, Traveling Freight Agent.

Sioux City, 15, Ia., 518 Benson Building. A. L. Lauser, General Agent.
Phone 56848

Sioux Falls, S. D., 604 National Bank of South Dakota Bldg. Phone 792
503 E. 8th St. Phone 105

Spokane, 8, Wash., Davenport Hotel. Phone Main 5141

814 Old Nat'l Bk. Bldg. Phone Main 5141
G. N. Station. Phone Main 5141

Superior, Wis., Union Sta. Phone 7641

Tacoma, 2, Wash., 116 South Ninth St. Phone Main 0113

Union Station. Phone Main 0585.

Toronto, 1, Ont., 507 Royal Bank Bldg. Phone Elgin 3992

Vancouver, B. C., 787 West Georgia St. Harry Clark, Genl. Agent, Passenger Dept.
Phone: Tatlow 4374
G. N. Station. 1150 Main St. A. H. Hebb, General Agent, Freight Dept.
Phone Pacific 5511
E. H. Hunt, Agent.

Vancouver, Wash., Phone 1434J. G. W. Stone, Traveling Freight and Pass'r Agent.

Washington, 4, D. C., 303 Nat. Press Bldg. E. H. Whitlock, Genl. Agent, Pass'r Dept.
14th & F. Sts., N. W. Phone Nat. 1345
W. F. Doane, General Agent, Freight Dept.

Wentzsee, Wash., Great Northern Office Bldg. J. C. Powers, General Agent.
Phone 376.

Great Northern Station. Phone 215. M. C. Byram, Freight and Ticket Agent.

Winnipeg, Man., 414 Main St. H. G. Billingsley, Dist. Freight and Pass. Agent.
Phone 925521-22
Clifford T. Alsop, District Passenger Agent.
A. S. McKenzie, Traveling Frt. and Pass. Agent.

Winston-Salem, N. C. A. F. Marlor, Traveling Freight Agent.
633 Reynolds Bldg. Phone 8421

C. R. Spafford, General Agent.
G. N. Depot Ticket Office.
R. C. Murphy, Genl. Agent, Passenger Dept.
E. M. Brady, City Passenger Agent.
Paul Meyers, Traveling Passenger Agent.
R. L. Wyatt, Asst. Genl. Frt. Agent.
H. W. Green, Depot Ticket Agent.
E. J. Fogarty, Ticket Agent.
E. A. Dye, Asst. Genl. Frt. and Pass'r Agent.
F. P. Herbert, Genl. Agent, Passenger Dept.
R. L. Du Bois, Passenger Representative.
G. E. Hoyt, Depot Ticket Agent.
F. E. Smith, General Agent.

STATION INDEX

SUGGESTIONS TO AID IN READING THIS TIME FOLDER

Locate your destination in STATION INDEX contained on pages 3, 4 and 5. The numbers shown opposite each station indicate the TIME TABLES in which the train service to each station is shown.

Numbers shown opposite station names in certain time tables, as, for example, "Willmar 22, 30" refer to other time tables which show connecting or additional train service to such stations.

Time from 12.01 midnight to 12.00 noon is shown by LIGHT FACE figures; time from 12.01 noon to 12.00 midnight by BOLD FACE figures.

Table No.	Alti-tudes	Table No.	Alti-tudes	Table No.	Alti-tudes	Table No.	Alti-tudes
ABBOT, Ore. 83	Asbury, Minn. 30	1045	Bisbee, N. D. 45	1595	Brandon, Minn. 12	1389
Aberdeen, S. D. 29	1303	Ashby, Minn. 12	1275	Bison, Mont. 6	4897	Brantford, N. D. 2	1528
Abernethy, N. D. 35	1079	Ashfield, Mont. 5	9232	Biterron, Mont. 70-A	Breckenridge, Minn. 1
Acme, Mont. 11	3617	Ashland, Ore. 92	Blabon, N. D. 35	1350	2, 29, 33
Acton, Mont. 19	2192	Askov, Minn. 15	1163	Blackberry, Minn. 16	1304	966
Ada, Minn. 13	910	Askonia, Mont. 56	2588	Blackfoot, Mont. 6	4151	Bremen, N. D. 2	1549
Adams, Mont. 5	2423	Astoria, Ore. 81	Blacktail, Mont. 6	4664	Bremerton, Wash. Page 34
Adams Point, Ore. 83	4059	Atchison, Kan. 10	795	Blackwell, Wash. 90	2246	Brewster, Wash. 87	862
Addison, N. D. 33	9424	Atkins, Mont. 70-A	Blaine, Wash. 90	24	Broadview, Mont. 10	1385
*Addy, Wash. 72, 74	1629	Atlas, Ida. 75	2145	Blair, Mont. 90	4	Brocket, N. D. 42	1516
Adrian, Wash. 8	1218	Atwater, Minn. 1	1222	Blanchard, N. D. 33	949	Brockton, Mont. 4	1955
Ahnberg, S. D. 31	1782	Auburn, N. D. 38	848	Blauvelt, N. D. 4	2264	Broken Bow, Neb. 10	2477
Akeley, Minn. 24	1430	Aburn, Wash. 9	91	Bliss, N. D. 4	2264	Brook Park, Minn. 15-22	1030
Alamo, N. D. 51	2118	Augusta, Mont. 60	4076	Blind Slough, Ore. 81	Brookston, Minn. 16	1239
*Alan, Idaho. 75	2196	Aurelia, N. D. 50	2078	Blue Creek, Wash. 74	Browerville, Minn. 24	1284
Albany, Minn. 12	1201	Aurora, Ill. 1	647	Bluestem, Wash. 8	2333	Browning, Mont. 6	4466
Albany, Ore. 92	Aurora, Neb. 10	1792	Blythe, Mont. 11	3792	Browns Valley, Minn. 26	981
Albee, S. D. 23	1180	Averill, Minn. 13	921	Bo, Minn. 29	1084	Brownstead, Ore. 81
Albertville, Minn. 12, 13	963	Avery, Wash. 78	Bole, Mont. 61	3814	Bruno, Minn. 15	1154
Alberta, Minn. 26	1114	Avooca, N. D. 4	1946	Bonnets Ferry, Ida. 7	1780	Brushvale, Minn. 9	958
Alberdale, Wash. 78	Avon, Minn. 12	1132	Bonneville Dam. 8	78	Bucoda, Wash. 91	255
Alexander, N. D. 52	2146	Aymer, N. D. 2	1582	Boone, S. D. 30	1461	Buelow, Mont. 5	3415
Alexandria, Minn. 12, 13	1390	Ayr, N. D. 35	1203	Borup, Minn. 13	915	Buffalo, Mont. 10	4305
*Algoma, Ore. 83	4157	Azwell, Wash. 87	786	*Bossburg, Wash. 72	1365	*Buhl, Minn. 16, 25-A	1514
Alhambra, Mont. 56	4272	BACKOO, N. D. 40	919	Bossburg Jct., Wash. 74	Burlington, Iowa. 10	532
Alliance, Neb. 10	3968	Badger, Minn. 14	1076	Bottleau, N. D. 47	1645	Burlington, Wash. 86, 90	36
Aloe, Mont. 59	3288	Badger, S. D. 31	1727	*Boulder Mill, B. C. 72	2276	Burnham, Mont. 5	2633
Alstown, Wash. 84	2150	Bagley, Minn. 16	1446	Boulder, Mont. 56	5154	Burwell, Minn. 16	921
Alvord, Iowa. 30	1321	Bainville, Mont. 4, 54	1962	*Boundary, Wash. 72, 74	1383	Butte, Mont. 56, 57, 64, 65	5542
Amazon, Mont. 56	5459	Baker, Minn. 12	942	*Bovey, Minn. 16, 25-A	1352	Buxton, N. D. 3, 12	935
Amber, Wash. 78	Baldar, Wash. 77	2318	Bovill, Idaho. 73	Bynum, Mont. 61	3970
Amenia, N. D. 33, 35	2956	Ballard, Wash. 9	90	Bow, Wash. 90	14		
Amherst, S. D. 29	1313	Ball Club Minn. 16	1304	Bowbells, N. D. 50, 50-A	1961		
Anaconda, Mont. 64	5293	Balls Crossing, Mont. 70-A	Bowdoin, Mont. 5	2220		
Anacortes, Wash. 86	11	Baltic, Mont. 5	3886	Boyd Elder, Mont. 56	2682		
Andale, Mont. 11	3192	Bancroft, S. D. 23	1561	Boys, Wash. 71	1290		
Andover, Minn. 15	889	Bantry, N. D. 48	1469	Boylston, Wis. 16	707		
Aneta, N. D. 35	1505	Baring, Wash. 9	Bradshaw, B. C. 88	1602		
Angus, Minn. 13	875			Bradshaw, Ore. 81		
Anoka, Minn. 25	880			Braham, Minn. 15	956		
Antelope, Mont. 54	2047						
Antler, N. D. 47	1543						
*Apex, B. C. 79	3036						
Appan, N. D. 51	2011						
Appleton, Minn. 23	1016						
Appleyard, Wash. 9	653						
Archer, Mont. 54	2064						
Arcola, Minn. 18						
*Arcata, Wash. 72, 74	1603						
Ardenmore, S. D. 10	3557						
Ardo, N. D. 38	830						
Argusville, N. D. 3, 12	889						
Argyle, Minn. 13	850						
Arlington, S. D. 31	1838						
Armington, Mont. 11	3557						
Arnegard, N. D. 52	2236						
Arthur, N. D. 33	995						
Arvilla, N. D. 3, 41	1019						

*Bus and Freight Service Only.

Ⓢ Bus Service Only.

Ⓢ Freight Service Only.

GREAT NORTHERN RAILWAY

Table with 4 columns: Station Name, Table No., Altitude, and Station Name, Table No., Altitude. Lists various stations across the Great Northern Railway system.



*Bus and Freight Service only.

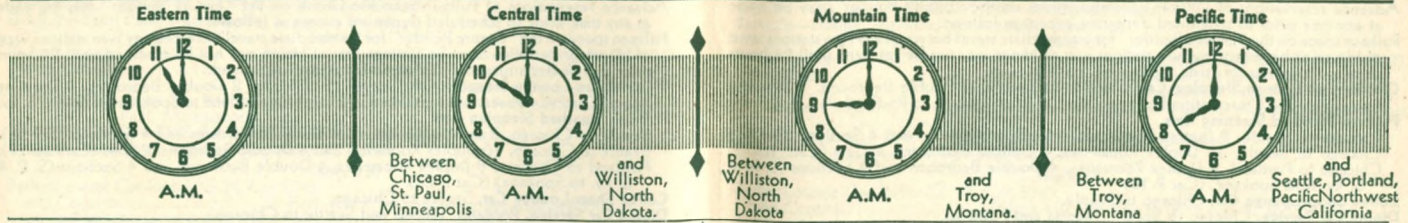
①Bus Service only.

③Freight Service only.

④No Service.

GENERAL INFORMATION

STANDARD TIME.—All time shown in Great Northern published schedules of its lines east of Williston, North Dakota, is Central time; between Williston, North Dakota, and Troy, Montana, is Mountain time; west of Troy, Montana, is Pacific time.



Train Schedules shown herein have been carefully compiled from time cards currently in effect but it is sometimes necessary to deviate from them between the issues of this time table folder and it is not always possible to give advance notice of such changes. Information shown herein is therefore subject to change without notice. Also trains are at times unavoidably delayed by circumstances entirely beyond our control resulting in missed connections for which the Great Northern Railway cannot be liable.

Purchase Tickets before boarding trains.
Children under five years of age, when accompanied by parent or guardian, will be carried free of charge. Children five years of age and under twelve years of age will be charged one-half of the adult fares. Children of five and under twelve years of age who are not mature enough to take care of themselves when traveling alone must not be ticketed unless accompanied by parent or guardian. Children twelve years of age and over will be charged the adult fare.

Adjustment of Fares. In case of a misunderstanding with a Conductor or an Agent, pay the amount requested; take receipt and communicate with J. C. Stoffel, Auditor Passenger Receipts, St. Paul 1, Minn.

Redemption of Tickets. Tickets unused, or partly used, will be redeemed under tariff regulations at proper value by J. C. Stoffel, Auditor Passenger Receipts, St. Paul 1, Minn.

Baggage Maximums. Ordinarily 150 lbs. is free allowance for each adult ticket. No single piece of baggage exceeding 300 pounds in weight, or single shipment exceeding \$250.00 in value will be checked. Boxes of heavy or corrugated pasteboard limited to gross weight 50 pounds. Free allowances subject to tariff stipulations as to contents, weight, value and size.

Baggage Insurance. A charge of 15 cents only is made for each hundred dollars value declared above \$100 for baggage checked for each adult passenger and above \$50 for each child traveling on half-fare ticket. The limit of baggage which may be insured on a single ticket is \$2500.

Another form of policy issued by St. Paul Fire & Marine Insurance Co., insuring your baggage and personal effects from the beginning to the end of a journey anywhere in the world, may be purchased at principal ticket offices. The coverage is very liberal and the rates are low. Minimum premium twenty-five cents.

Liability Limited. Excess value to be declared and paid for at time of checking. **Bicycles** (not Motorcycles), **Baby Carriages, Dogs and Guns** are transported in baggage cars subject to tariff regulations. Passengers should inform themselves about the quarantine of dogs and other animals before offering them for checking.

Lost Articles should be inquired for through Manager, Mail & Baggage Traffic, St. Paul 1, Minn., or nearest representative.

No Responsibility is Assumed for unchecked articles left in stations or cars.

Hand Baggage in sleeping cars is restricted to what can conveniently be placed in the berth, seat or other accommodations purchased by the passenger.

The maximum dimensions of hand-baggage carried in Pullman sleeping cars is 9½ inches in height by 30 inches in length.

Passengers are urged, for the convenience and comfort of themselves and other passengers, to check all of their hand baggage except that actually needed for personal use enroute. It will be given best of care in the baggage car and be quickly available at the end of the journey.

Only limited amount of checked baggage will be carried on the **Empire Builder** trains Nos. 1 and 2 and to avoid delay in receipt of baggage at destination, it is suggested that baggage be checked in advance. Corpse shipments will not be handled on trains Nos. 1 & 2.

Wheel Chairs are available for invalids and others requiring them at the following G. N. stations: St. Paul, Minneapolis, Duluth, Grand Forks, Fargo, Great Falls, Butte, Havre, Billings, Whitefish, Spokane, Wenatchee, Everett, Seattle, Tacoma, Portland, Vancouver, B. C. At other points where wheel chairs are required, arrangements should be made with local hospital.

SIDE TRIPS.

A free side trip is authorized from Havre or Shelby, Mont., to Great Falls and return on all tickets reading in either direction between Williston, No. Dak., and stations east and Glacier Park Station, Mont., and stations west. Eastbound tickets will also be honored via Shelby, Great Falls and Havre, and westbound tickets via Havre, Great Falls and Shelby without additional charge.

A free side trip is authorized from Columbia Falls to Kalispell, Montana, and return on all tickets reading in either direction between Billings, Mont., or Williston, No. Dak., and stations east and Spokane, Washington, and stations west.

A free side trip is authorized from Seattle, Wash., to Bellingham, Wash., and return on round-trip tickets, reading in either direction between Williston, No. Dak., and stations east and Seattle, Tacoma, Wash., and Portland, Ore., and stations south. Side trip must be included in ticket at time of purchase cannot be obtained afterward. This sidetrip is not authorized on tickets reading to or through Vancouver or Victoria.

Free side trip is authorized from Seattle, Wash., to Vancouver or Victoria, B. C., also from Everett, Wash., to Vancouver, B. C., and return to individuals holding round-trip first class or intermediate (tourist) class tickets routed via the Great Northern Railway in either direction between St. Paul, Minneapolis, Duluth, Minn., Superior, Wis., Winnipeg, Man., Sioux City, Iowa, or points east thereof, and Seattle, Wash., and points beyond. This side trip is confined to parties of five or more traveling together when holding coach class tickets. Application should be made to Great Northern Agent at Seattle or Everett. This side trip not authorized on tickets reading to or through Vancouver or Victoria.

ACCOMMODATIONS ACCORDED ON TICKETS.—First Class tickets are honored in coaches, also in standard and tourist sleeping cars and parlor cars, upon payment of berth or parlor car fare. **Intermediate (Tourist) Class** tickets are honored in coaches, also in tourist sleeping cars, where operated, upon payment of the tourist berth fare. **Coach Class** tickets are honored **Only in Coaches.**

STOPOVERS ON ONE-WAY AND ROUND-TRIP TICKETS.—On one-way tickets, stopovers will be allowed at all stations on the Great Northern Ry., within 30 days from date of sale upon application to Train Conductor. On round-trip tickets, stopovers will be allowed within limit of ticket.

OPTIONAL ROUTES. (Applying in either direction.)—Tickets reading via Great Northern Railway from Bonners Ferry, Ida., and east, to Portland, Oregon, or via Portland, Oregon, to points south thereof, or to points on the Astoria Division, S. P. & S. Ry., will be honored at option of passengers via the Great Northern Railway to Spokane, thence via Spokane, Portland and Seattle Railway to Portland.

Tickets reading via the Great Northern Railway between St. Paul-Minneapolis, Minn., and Winnipeg, Man., and points beyond, will be honored via St. Cloud and Crookston; or via St. Cloud or Willmar to Fargo, thence via Halstad or Grand Forks and Crookston to Winnipeg, at option of passenger.

All Round-Trip Tickets from or to the following territory reading via Great Northern Railway to Spokane, thence Spokane, Portland and Seattle Railway to Portland, or via Portland to points beyond or the reverse, will be honored at option of passenger via Great Northern Railway through Seattle and Tacoma.

- (a) Tickets from or to points on the Great Northern Railway, Shelby, Montana and East.
- (b) Tickets routed via St. Paul or Duluth.
- (c) Tickets routed via Billings, Mont., from, to or via Chicago, St. Louis, Memphis or New Orleans.

The above arrangements do not apply on tickets to or from points in British Columbia or Washington.

TICKETS reading between Havre, Mont., and points east and Glacier Park and points west will be honored westbound via Great Falls and Shelby, and eastbound via Shelby and Great Falls without additional collection.

HONORING OF RAIL TICKETS ON THE EMPIRE BUILDER, TRAINS Nos. 1 and 2. No extra fare is required and all one-way and round-trip tickets will be honored, except as follows: Tickets endorsed Blind and Attendant, Blind and Guide Dog, Clergy, Charity, Employees', D. V. S. or V. A. H. or Furlough, will not be honored on these trains. Banana Messenger tickets, Caretakers', Drivers', Livestock Contracts, Circus or show tickets will not be honored.

HONORING OF TICKETS BETWEEN ST. PAUL-MINNEAPOLIS AND DULUTH-SUPERIOR.—Tickets reading via Great Northern-Northern Pacific or Minneapolis, St. Paul and Sault Ste. Marie (Soo Line) between these points will be honored on trains of either line.

TICKETS reading via Great Northern Railway, Union Pacific Railroad or Northern Pacific Railway to or from any point on the joint line, Seattle to Portland, inclusive, will be honored on trains of any of these railways on the joint line.

FEDERAL TAX.—Rail fares and sleeping and parlor car charges shown in this folder do not include 15% U. S. Federal Tax or 15% Canadian Tax.

PULLMAN RESERVATIONS.—Pullman reservations may be made by passengers aboard trains, who intend extending their journey beyond any terminal or connecting point. Apply to the Pullman conductor who will wire ahead to the Great Northern agent to make reservations. An answer giving space reserved will be given if desired—time permitting.

TRAIN SALES SERVICE.—Food and beverages are served in Coaches on principal Great Northern trains by the Train Sales Service. Train Sales Service list of food and beverages on page 24.

NATIONAL TRAVELERS AID SOCIETY.—Representatives of National Travelers Aid Society are at many of the larger stations for the purpose of relief to the indispensed and assistance to those unacquainted and traveling alone. Those in need of such service should inquire of the station attendant.

Certain Freight Trains are Permitted to Carry Passengers Under the Following Conditions: Adult male passengers must hold regular passage ticket. This Company is not a common carrier of passengers by its freight trains and does not stop such trains at stations or station platforms except when the freight business of the road makes it necessary to do so. Persons using such trains for passage assume all risk of injury or loss of time while riding on or getting to and from said trains. Women and children will not be carried on freight trains. Persons desirous of having their baggage accompany them on freight trains should deliver it at station and have it way-billed. Stock drovers, when in charge of stock and provided with proper transportation will be carried on train with such stock.

EQUIPMENT

WESTBOUND

TRAIN NO. 1—THE STREAMLINED EMPIRE BUILDER. NO EXTRA FARE. DAILY—Chicago, Saint Paul, Minneapolis to Spokane, Seattle and Portland with connections to Tacoma, British Columbia and California Points.

Advance reservations of Pullman accommodations on the "Empire Builder" may be made at any time prior to scheduled departure except as follows: Pullman space on the "Empire Builder" for intermediate travel between any two stations west of Havre or between any two stations east of Havre may not be reserved until 24 hours prior to train departure time westbound from Chicago.

Observation-Lounge-Sleeping Car, Chicago to Seattle, 2 Double Bedrooms, 1 Drawing Room (Car 19). Observation-Lounge-Cafe Car from Spokane to Portland via S. P. & S. Ry. Pullman Standard Sleeping Cars

Chicago to Seattle, 8 Duplex Roomettes, 4 Double Bedrooms and 4 Sections (Car 15)
Chicago to Seattle, 16 Duplex Roomettes, 4 Double Bedrooms, 2 Cars (Cars 16-17)
Chicago to Portland, 8 Duplex Roomettes, 4 Double Bedrooms and 4 Sections (S. P. & S. Ry. from Spokane) (Car P-18)

Coffee Shop-Lounge Car, Chicago to Seattle. Dining Car Service, Chicago to Seattle, Tacoma and Portland.
Toward elimination of standing in line for dinner, passengers on Empire Builders have the choice of five one-hour dinner periods, beginning at 5:00 P. M. Representatives on trains will arrange dinner reservation assignments.

Day-Nite Coaches All seats reserved in advance (no extra cost). Seats also reserved for children under five years of age at no extra charge.
Chicago to Seattle, 2 cars each containing 48 reclining seats (Cars 100-101), 1 car - 60 reclining seats (Car 160).

Chicago to Portland, 1 car - 48 reclining seats. (S.P. & S.Ry. from Spokane) (Car P-102).

Tickets—See Note. Radio in all cars except sleepers.
Baggage—Limited amount of checked baggage will be handled. Corpses will not be handled.

Note—All one-way and round-trip tickets will be honored except as follows: tickets endorsed Furlough, will not be honored. Circus, Show, Banana Messenger, Drover's or Caretaker's tickets and Live Stock Contracts will not be honored.

TRAIN NO. 3—THE ORIENTAL LIMITED—All regularly assigned equipment is Air-Conditioned. All classes of tickets honored.

DAILY—Chicago, Saint Paul, Minneapolis to Spokane, Seattle and Portland with connections to Tacoma, British Columbia and California Points.

Observation-Club Car, Chicago, Saint Paul to Seattle. Radio. Pullman Standard Sleeping Cars

Chicago to Seattle, 6 Double Bedrooms, 6 Sections (Car B-1).
Chicago to Seattle, 8 Sections, 2 Compartments, 1 Drawing Room (Car B-2).
Chicago to Portland, 8 Sections, 2 Compartments, 1 Drawing Room (S. P. & S. Ry. from Spokane) (Car B-6).

Chicago, Spokane to Portland, (via S. P. & S. Ry. from Spokane to Portland, 8 Sections, Observation-Buffer-Lounge Car 10).
Spokane to Seattle, 10 Sections, 2 Compartments, 1 Drawing Room (Car 79) Ready for occupancy at Spokane 9:00 P. M.

St. Paul to Great Falls, 12 Sections, 1 Drawing Room (No. 235 from Havre) (Car G-7).
***Pullman 16-Section Tourist Sleeping Cars**
Chicago to Seattle (Car BH).
Chicago, Spokane to Portland (BJ) (Via S. P. & S. Ry. from Spokane).

Dining Car Service. De Luxe Coaches, Chicago to Seattle and Portland (S. P. & S. Ry. from Spokane to Portland).
*Sleeping cars ready for occupancy Union Station, Chicago 10:00 P. M.

TRAIN NO. 9 DAILY—Saint Paul, Minneapolis, Fargo, Grand Forks, Minot, Williston. (Daily except Sunday between Minot and Williston.)

Tables 1 to 4.
*Pullman Sleeping Car, Air-Conditioned, Saint Paul, Minneapolis to Fargo. 10 Sections, 1 Compartment, 1 Drawing Room (70). (Sleeper may be occupied until 8:00 A. M. at Fargo.)

Coach-Lunch Car, Air-Conditioned. Saint Paul, Minneapolis to Minot.
Coaches. Saint Paul, Minneapolis to Williston.

*Fargo sleeper operated from February through May on G. N. trains 9 and 10. Thereafter, sleeping cars will alternate every four months between G. N. and N. P. First class rail tickets reading via either line will be honored in this sleeper without necessity of exchange.

TRAIN NO. 5—THE CASCADIAN—All regularly assigned equipment is Air-Cond. DAILY—Spokane, Wenatchee, Everett, Seattle

Tables 8 & 9.
Observation-Reserved Seat
Coach.....Spokane to Seattle (G. N. Car 150). (Reserved Coach seat fare between Spokane and Seattle 75c; between Wenatchee and Seattle 40c, plus tax).
Coaches.....Spokane to Seattle.

TRAIN NO. 7—THE WINNIPEG LIMITED—All regularly assigned equipment is Air-Conditioned.

DAILY—Saint Paul, Minneapolis, Winnipeg. Table 13.
Pullman Sleeping Cars, Saint Paul, Minneapolis to Winnipeg.
Restaurant-Lounge and Sleeping Car, 8 Sections (32).
8 Sections, 2 Compartments, 1 Drawing Room (31).
10 Sections, 1 Compartment, 1 Drawing Room (33).
Coaches.....Saint Paul, Minneapolis and Winnipeg.

TRAIN NO. 11—THE ALEXANDRIAN DAILY—Saint Paul, Minneapolis to Fargo via St. Cloud.

Table 12.
Lunch Coach.....Saint Paul, Minneapolis, Fargo.
Coaches.....Saint Paul, Minneapolis, Fargo.

EASTBOUND

TRAIN NO. 2—THE STREAMLINED EMPIRE BUILDER. NO EXTRA FARE. DAILY—Seattle, Portland, Spokane, Minneapolis, Saint Paul, Chicago, with connections from Tacoma, British Columbia and California Points.

Advance reservations of Pullman accommodations on the "Empire Builder" may be made at any time prior to scheduled departure except as follows: Pullman space on the "Empire Builder" for intermediate travel between any two stations west of Havre or between any two stations east of Havre may not be reserved until 24 hours prior to train departure time eastbound from Seattle-Portland.

Observation-Lounge-Sleeping Car, Seattle to Chicago, 2 Double Bedrooms, 1 Drawing Room (Car 29). Observation-Lounge-Cafe Car from Portland to Spokane via S. P. & S. Ry. Pullman Standard Sleeping Cars

Seattle to Chicago, 8 Duplex Roomettes, 4 Double Bedrooms and 4 Sections (Car 25).
Seattle to Chicago, 16 Duplex Roomettes and 4 Double Bedrooms, 2 Cars (Cars 26-27).
Portland to Chicago, 8 Duplex Roomettes, 4 Double Bedrooms and 4 Sections (S. P. & S. Ry. to Spokane) (Car P-28).

Coffee Shop-Lounge Car, Seattle to Chicago. Dining Car Service, Portland, Tacoma and Seattle to Chicago.
Toward elimination of standing in line for dinner, passengers on Empire Builders have the choice of five one-hour dinner periods, beginning at 5:00 P. M. Representatives on trains will arrange dinner reservation assignments.

Day-Nite Coaches All seats reserved in advance (no extra cost). Seats also reserved for children under five years of age at no extra charge.
Seattle to Chicago, 2 cars each containing 48 reclining seats (Cars 200-201), 1 car - 60 reclining seats (Car 260).

Portland to Chicago, 1 car - 48 reclining seats. (S.P. & S.Ry. to Spokane) (Car P-202).

Tickets—See Note. Radio in all cars except sleepers.
Baggage—Limited amount of checked baggage will be handled. Corpses will not be handled.

Clergy, Charity, Employee, D.V. S., V. A. H., Blind and Attendant, Blind and Guide Dog tickets and Live Stock Contracts will not be honored.

TRAIN NO. 4—THE ORIENTAL LIMITED—All regularly assigned equipment is Air-Conditioned. All classes of tickets honored.

DAILY—Seattle, Portland, Spokane to Minneapolis and St. Paul, Chicago, with connections from Tacoma, British Columbia and California Points.

Observation-Club Car, Seattle to Saint Paul and Chicago. Radio. Pullman Standard Sleeping Cars

Seattle to Chicago, 6 Double Bedrooms, 6 Sections (Car G-1).
Seattle to Chicago, 8 Sections, 2 Compartments, 1 Drawing Room (Car G-2).
Seattle to Spokane, 10 Sections, 2 Compartments, 1 Drawing Room (Car 80) May be occupied at Spokane until 8:00 A. M.

Portland to Chicago, 8 Sections, 2 Compartments, 1 Drawing Room (S. P. & S. Ry. to Spokane) (Car P-6).
Portland, Spokane and Chicago (via S. P. & S. Ry. from Portland to Spokane, 8 Sections, Observation-Buffer-Lounge Car 10).
Great Falls to St. Paul, 12 Sections, 1 Drawing Room (No. 236 to Havre) (Car G-7).

***Pullman 16-Section Tourist Sleeping Cars**
Seattle to Chicago (Car GH).
Portland to Spokane, Chicago (PJ) (Via S. P. & S. Ry. to Spokane).

Dining Car Service. De Luxe Coaches, Portland and Seattle to Chicago (S. P. & S. Ry. from Portland to Spokane).
*Sleeping cars ready for occupancy, King Street Station, Seattle, 9:00 P. M.

TRAIN NO. 10. DAILY—Williston, Minot, Grand Forks, Fargo, Minneapolis, Saint Paul. (Daily except Sunday between Williston and Minot.)

Tables 1 to 4.
Pullman Sleeping Cars, Air-Conditioned.
8 Sections, 2 Compartments, 1 Drawing Room (11) Grand Forks to Minneapolis and Saint Paul.
*10 Sections, 1 Compartment, 1 Drawing Room (70) Fargo to Minneapolis and Saint Paul. (Sleeper ready for occupancy at Fargo at 9:00 P. M.)

Coach-Lunch Car, Air-Conditioned. Minot to Minneapolis and Saint Paul.
Coaches. Williston to Minneapolis and Saint Paul.

*Fargo sleeper operated from February through May on G. N. trains 9 and 10. Thereafter, sleeping cars will alternate every four months between G. N. and N. P. First class rail tickets reading via either line will be honored in this sleeper without necessity of exchange.

TRAIN NO. 6—THE CASCADIAN—All regularly assigned equipment is Air-Cond. DAILY—Seattle, Everett, Wenatchee, Spokane.

Tables 8 & 9.
Observation-Reserved Seat Coach
Seattle to Spokane (G. N. Car 150). (Reserved Coach seat fare between Seattle and Spokane 75c; between Seattle and Wenatchee 40c, plus tax).
Coaches.....Seattle to Spokane.

TRAIN NO. 8—THE WINNIPEG LIMITED—All regularly assigned equipment is Air-Conditioned.

DAILY—Winnipeg, Minneapolis, Saint Paul. Table 13.
Pullman Sleeping Cars, Winnipeg to Minneapolis and Saint Paul.
Restaurant-Lounge and Sleeping Car, 8 Sections (32).
8 Sections, 2 Compartments, 1 Drawing Room (31).
10 Sections, 1 Compartment, 1 Drawing Room (33).
Coaches.....Winnipeg, Minneapolis and Saint Paul.

TRAIN NO. 12—THE ALEXANDRIAN DAILY—Fargo, Minneapolis, Saint Paul, via St. Cloud.

Table 12.
Lunch Coach.....Fargo to Minneapolis and Saint Paul.
Coaches.....Fargo to Minneapolis and Saint Paul.

EQUIPMENT—CONTINUED

WESTBOUND

TRAIN NO. 20—THE GOPHER—Air-Conditioned.
DAILY—Saint Paul, Minneapolis, Duluth.

Table 15.

Parlor-Lounge Car-Radio..... Saint Paul, Minneapolis, Superior, Duluth (G. N. Car 103).
Dining Car..... Saint Paul, Minneapolis, Superior, Duluth
Coaches..... Saint Paul, Minneapolis, Superior, Duluth.

Great Northern Ry., Northern Pacific Ry. and Soo Line tickets are interchangeable between Saint Paul, Minneapolis, Superior and Duluth.

TRAIN NO. 24—THE BADGER EXPRESS—Air-Conditioned.
DAILY—Saint Paul, Minneapolis, Superior, Duluth.

Table 15.

Parlor-Lounge Car-Radio (G. N. Car 104)
and Coaches..... St. Paul, and Minneapolis to Superior and Duluth.
Food and beverages served by Train Sales Service. (See page 24.)

Great Northern Ry., Northern Pacific Ry. and Soo Line tickets are interchangeable between Saint Paul, Minneapolis, Superior and Duluth.

TRAIN NO. 27—THE FAST MAIL
DAILY—Saint Paul, Minneapolis, Spokane, Seattle.

Tables 1 to 9.

Coaches..... Saint Paul, Minneapolis and Seattle.
Food and beverages served by Train Sales Service between St. Paul, Minneapolis and Spokane, Wash. (See page 24.)

TRAIN NO. 29—THE RED RIVER LIMITED
DAILY—Saint Paul, Minneapolis, St. Cloud, Crookston, Grand Forks.

Tables 12 & 13

Pullman Sleeping Car, Air-
Conditioned, 8 Sections,
2 Compartments, 1
Drawing Room (11)..... Saint Paul, Minneapolis to Grand Forks.
Cafe-Coach..... Saint Paul, Minneapolis to Grand Forks.
Coaches..... Saint Paul, Minneapolis to Grand Forks.

TRAIN NO. 35
DAILY EXCEPT SUNDAY—Duluth, Superior, Crookston, Grand Forks.

Table 16.

Coach..... Duluth, Superior, Crookston, Grand Forks.
TRAIN NO. 43 CONNECTS AT SHELBY WITH ORIENTAL LIMITED

DAILY—St. Louis, Kansas City, Omaha, Denver, Billings (via Burlington Route to Billings), and Spokane, Seattle, Tacoma, Portland, via Great Northern Railway and Spokane, Portland & Seattle Railway.

Tables 10 & 11.

Pullman Sleeping Cars, Air-Conditioned:
12 Sections, 1 Drawing Room, Omaha to Shelby (Burlington No. 11-43) (B-430).
12 Sections, 1 Drawing Room, Denver to Billings (Burlington No. 29 via Wendover) (C-291).

Coaches, Air-Conditioned..... Kansas City-Omaha-Denver to Billings, Billings to Shelby.

TRAIN NO. 237—AIR-CONDITIONED. CONNECTS AT HAVRE WITH NEW EMPIRE BUILDER

DAILY—Havre to Great Falls.
Observation-Cafe-Parlor Car.... Havre to Great Falls (G. N. Car 237).

Coach..... Havre to Great Falls.
TRAIN NO. 3-235—All regularly assigned equipment is Air-Conditioned.

DAILY—Saint Paul, Minneapolis, Havre, Great Falls, Helena, Butte.
Table 56.

Pullman Sleeping Car—Air-
Conditioned (12 Sections, 1 St. Paul to Great Falls, operated on Train No. 3, The Drawing Room) (G-7)..... Oriental Limited, between St. Paul and Havre and on Train No. 235 between Havre and Great Falls.

Cafe-Reserved Seat Coach-Radio. Havre to Helena (G. N. Car 119) (Reserved Coach seat fare between Havre and Great Falls 25c; between Havre and Helena, 50c, plus tax).

Coach..... Havre to Butte.

TRAIN NO. 223
DAILY EXCEPT SUNDAY—Williston, Havre.

Tables 4 & 5.

Coaches..... Williston and Havre.

TRAIN NO. 9-51-161
DAILY—Saint Paul, Minneapolis, Willmar, Sioux City, Sioux Falls, Yankton.

Tables 1 & 30.

Coach..... Saint Paul, Minneapolis, Sioux Falls, Yankton and Sioux City.

TRAIN NO. 357
DAILY—Vancouver, Bellingham, Everett, Seattle. Coaches only.

TRAIN NO. 355—Afternoon Puget Sounder (Southbound). Air-Conditioned.
DAILY—Vancouver, Bellingham, Everett, Seattle.

Table 90.

Parlor Car..... Vancouver to Seattle (G. N. Car 130).
Dining Car..... Vancouver to Seattle.

Coaches..... Vancouver to Seattle.
TRAIN NO. 359—Morning Puget Sounder (Southbound). Air-Conditioned.

DAILY—Vancouver, Bellingham, Everett, Seattle.
Table 90.

Observation Cafe Parlor Car.... Vancouver to Seattle (G. N. Car 127).
Coaches..... Vancouver to Seattle.

EASTBOUND

TRAIN NO. 19—THE GOPHER—Air-Conditioned.
DAILY—Duluth, Superior, Minneapolis, Saint Paul.

Table 15.

Parlor-Lounge Car-Radio..... Duluth, Superior, Minneapolis, St. Paul (G. N. Car 103).
Dining Car..... Duluth, Superior, Minneapolis, Saint Paul.
Coaches..... Duluth, Superior, Minneapolis, Saint Paul.

Great Northern Ry., Northern Pacific Ry. and Soo Line tickets are interchangeable between Saint Paul, Minneapolis, Superior and Duluth.

TRAIN NO. 23—THE BADGER EXPRESS—Air-Conditioned.
DAILY—Duluth, Superior, Minneapolis, Saint Paul.

Table 15.

Parlor-Lounge Car-Radio (G. N. Car 104)
and Coaches..... Duluth and Superior to Minneapolis and St. Paul.
Food and beverages served by Train Sales Service. (See page 24.)

Great Northern Ry., Northern Pacific Ry. and Soo Line tickets are interchangeable between Duluth, Superior, Minneapolis and Saint Paul.

TRAIN NO. 28—THE FAST MAIL
DAILY—Seattle, Spokane, Minneapolis, Saint Paul.

Tables 1 to 9.

Coaches..... Seattle to Minneapolis, Saint Paul.
Food and beverages served by Train Sales Service between Spokane, Wash., Minneapolis and St. Paul. (See page 24.)

TRAIN NO. 30—THE RED RIVER LIMITED
DAILY—Grand Forks, Crookston, St. Cloud, Minneapolis, Saint Paul.

Tables 12 & 13

Cafe-Coach..... Grand Forks to Minneapolis, Saint Paul.
Coaches..... Grand Forks to Minneapolis, Saint Paul.

TRAIN NO. 36
DAILY EXCEPT SUNDAY—Grand Forks, Crookston, Superior, Duluth.

Table 16.

Coach..... Grand Forks, Crookston, Superior, Duluth.
TRAIN NO. 42 CONNECTS AT SHELBY WITH ORIENTAL LIMITED

DAILY—Portland, Tacoma, Seattle, Spokane, Billings, via Spokane, Portland & Seattle Railway, Great Northern Railway and Denver, Omaha, Kansas City, St. Louis (via Burlington Route from Billings).

Tables 10 & 11.

Pullman Sleeping Cars, Air-Conditioned:
12 Sections, 1 Drawing Room, Shelby to Omaha (G-420) (Burlington No. 42 from Billings).
12 Sections, 1 Drawing Room, Billings to Denver (Burlington No. 30 via Wendover) (B-305).

Coaches, Air-Conditioned..... Shelby to Billings, Billings to Kansas City-Omaha-Denver.

TRAIN NO. 238—AIR-CONDITIONED. CONNECTS AT HAVRE WITH NEW EMPIRE BUILDER

DAILY—Great Falls to Havre..
Observation-Cafe-Parlor Car.... Great Falls to Havre (G. N. Car 238).

Coach..... Great Falls to Havre
TRAIN NO. 236-4—All regularly assigned equipment is Air-Conditioned.

DAILY—Butte, Helena, Great Falls, Havre, Minneapolis, Saint Paul.
Table 56.

Pullman Sleeping Car—Air-
Conditioned (12 Sections, Great Falls to St. Paul operated on Train No. 236 Great Drawing Room) (G-7)..... Falls-Havre, Train No. 4, The Oriental Limited, Havre to St. Paul.

Cafe-Reserved Seat Coach-Radio. Helena to Havre (G. N. Car 119). (Reserved Coach seat fare between Helena and Great Falls 25c; between Helena and Havre 50c, plus tax).

Coach..... Butte to Havre.

TRAIN NO. 224
DAILY EXCEPT SUNDAY—Havre, Williston.

Tables 4 & 5.

Coaches..... Havre and Williston.

TRAINS NOS. 162-52-28
DAILY—Yankton, Sioux Falls, Sioux City, Willmar, Minneapolis, Saint Paul.

Tables 1 & 30.

Coach..... Sioux City, Yankton, Sioux Falls, Minneapolis and Saint Paul.

TRAIN NO. 356
DAILY—Seattle, Everett, Bellingham, Vancouver. Coaches only.

TRAIN NO. 360—Morning Puget Sounder (Northbound). Air-Conditioned.
DAILY—Seattle, Everett, Bellingham, Vancouver.

Table 90.

Parlor Car..... Seattle to Vancouver (G. N. Car 130).
Dining Car..... Seattle to Vancouver.

Coaches..... Seattle to Vancouver.
TRAIN NO. 358—Afternoon Puget Sounder (Northbound). Air-Conditioned.

DAILY—Seattle, Everett, Bellingham, Vancouver.
Table 90.

Observation Cafe Parlor Car.... Seattle to Vancouver (G. N. Car 127).
Coaches..... Seattle to Vancouver.

Trains not listed carry coach equipment only.

FOR EQUIPMENT OF TRAINS BETWEEN SEATTLE AND PORTLAND, SEE PAGE 34.



CHICAGO, TWIN CITIES AND PACIFIC NORTHWEST

Westbound—Read Down

Eastbound—Read Up

Red Riv. Limited 29 Daily	Fast Mail 27 Daily	Alexandrian 11 Daily	The Dakotan 9 Daily	W'p'g Limited 7 Daily	Oriental Limited 3 Daily	Empire Builder 1 Daily	G. N. Miles from St. Paul	TABLE 1 Central Time		G. N. Miles from Seattle	Empire Builder 2 Daily	Oriental Limited 4 Daily	W'p'g Limited 8 Daily	The Dakotan 10 Daily	Alexandrian 12 Daily	Fast Mail 28 Daily	Red Riv. Limited 30 Daily	
								Burlington Route										
								Lv Chicago (Union Station).....	Ar C. T.	427	PM 2 00	AM 8 45						
								Lv Aurora.....	Ar	389	PM 1 18	AM 7 55						
								Lv Savanna.....	Ar	282	PM 11 30	AM 4 47						
								Lv East Dubuque.....	Ar	241	PM 10 50	AM 3 53						
								Lv La Crosse.....	Ar	130	PM 9 17	AM 2 00						
								Lv Winona.....	Ar	100	PM 8 55	AM 1 25						
								Ar St. Paul (Union Station).....	Lv	0	PM 7 15	AM 11 30						
								Great Northern Ry.										
								Lv St. Paul (State Capitol).....	Ar	1784	PM 7 00	AM 10 30	PM 8 00	AM 7 40	PM 3 15	AM e 4 35	PM 9 05	
								Lv Minneapolis (G. N. Station).....	Lv	1773	PM 6 35	AM 10 05	PM 7 35	AM 7 15	PM e 4 10	PM 8 40		
								Lv Minneapolis (Flour Mills).....	Ar	1773	PM 6 30	AM 10 00	PM 7 25	AM 7 05	PM e 4 00	PM 8 30		
								Lv Wayzata 17 (Lake Minnetonka).....	Ar	1760	PM	AM s 9 21	PM f 6 30	AM				
								Lv Long Lake.....	Ar	1757	PM	AM	f 6 23	AM				
								Lv Maple Plain (Lake Independence).....	Ar	1753	PM	AM	f 6 19	AM				
								Lv Delano (Crow River).....	Ar	1746	PM	AM	f 6 13	AM				
								Lv Montrose.....	Ar	1739	PM	AM	f 6 08	AM				
								Lv Waverly (Lake Waverly).....	Ar	1736	PM	AM	f 6 05	AM				
								Lv Howard Lake.....	Ar	1731	PM	AM	f 6 02	AM				
								Lv Kokato.....	Ar	1725	PM	AM	f 5 58	AM				
								Lv Dassel (Spring Lake).....	Ar	1719	PM	AM	f 5 54	AM				
								Lv Darwin (Lake Darwin).....	Ar	1714	PM	AM	f 5 50	AM				
								Lv Litchfield (Indian Outbreak, Aug. 17, 1862).....	Ar	1708	PM 8 15	AM 7 40	f 4 38	AM				
								Lv Grove City.....	Ar	1700	PM	AM	f 4 30	AM				
								Lv Atwater.....	Ar	1695	PM	AM	f 4 19	AM				
								Lv Kandiyohi.....	Ar	1688	PM	AM	f 4 12	AM				
								Lv Willmar 22, 30.....	Lv	1682	PM 4 47	AM 7 40	f 4 08	AM				
								Lv Willmar.....	Lv	1682	PM 4 47	AM 7 33	f 4 02	AM				
								Lv Pennock.....	Ar	1675	PM	AM	f 3 50	AM				
								Lv Kerkhoven.....	Ar	1668	PM	AM	f 3 40	AM				
								Lv Murdock.....	Ar	1663	PM	AM	f 3 28	AM				
								Lv De Graff.....	Ar	1659	PM	AM	f 3 18	AM				
								Lv Benson 23 (Chippewa River; Co. Seat).....	Ar	1651	PM	AM 6 58	f 3 10	AM				
								Lv Clontarf.....	Ar	1646	PM	AM	f 3 02	AM				
								Lv Hancock.....	Ar	1635	PM	AM	f 2 50	AM				
								Lv Morris 26 (State Agri. Experimental Farm).....	Ar	1626	PM	AM 6 30	f 2 42	AM				
								Lv Donnelly.....	Ar	1618	PM	AM	f 2 30	AM				
								Lv Herman.....	Ar	1608	PM	AM	f 2 22	AM				
								Lv Norcross.....	Ar	1603	PM	AM	f 2 10	AM				
								Lv Charlesville.....	Ar	1596	PM	AM	f 2 02	AM				
								Lv Tintah.....	Ar	1591	PM	AM	f 1 52	AM				
								Lv Campbell 29.....	Ar	1584	PM	AM	f 1 44	AM				
								Lv Doran.....	Ar	1577	PM	AM	f 1 35	AM				
								Lv Breckenridge 2, 29, 33 (Red River).....	Lv	1569	PM 3 02	AM 5 30	f 1 25	AM				
										AM	PM	PM	AM	PM	PM	PM		

- ②—Miles via New Rockford and Willmar.
- ③—Stop to pick up passengers for St. Paul or beyond.
- ④—Stop to pick up passengers for Spokane or beyond.
- ⑤—Stop to discharge passengers from Spokane and beyond.
- d—Stops to receive revenue passengers for west of Minneapolis.

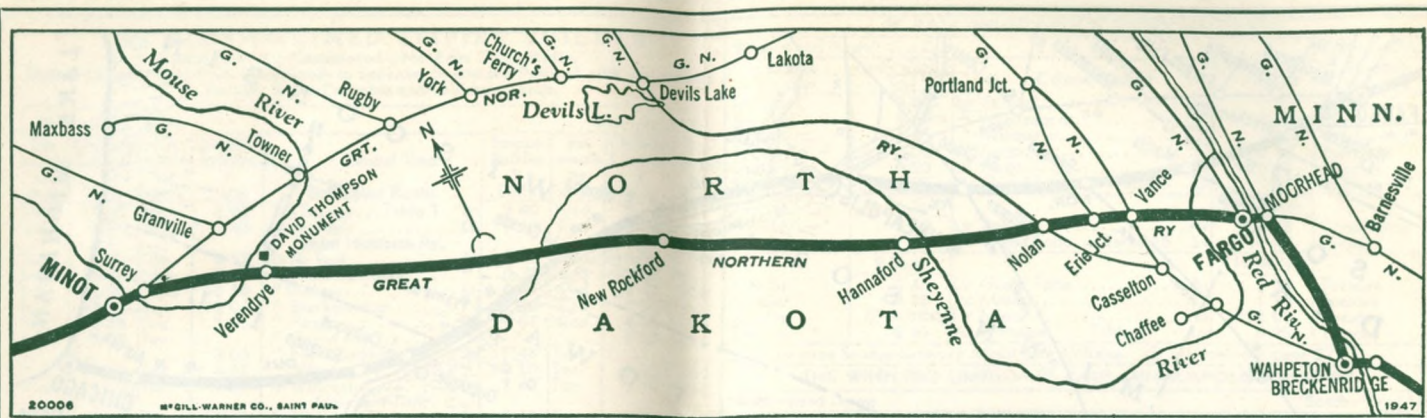
- e—Carries coach passengers only.
- f—Flag stop for revenue passengers.
- g—Stops to discharge revenue passengers from Fargo and West and to receive revenue passengers destined Chicago and East.

- h—Stops to discharge revenue passengers from Chicago and East and to receive revenue passengers destined Fargo and West.

- ♦—Restaurant, Coffee Shop and Fountain Lunch in Station.
- 🚗—Rail-Auto service available at this point.

Time from 12.01 midnight to 12.00 noon shown in light face type; time from 12.01 noon to 12.00 midnight shown in heavy face type.

GREAT NORTHERN RAILWAY



CHICAGO, TWIN CITIES AND PACIFIC NORTHWEST—Continued.

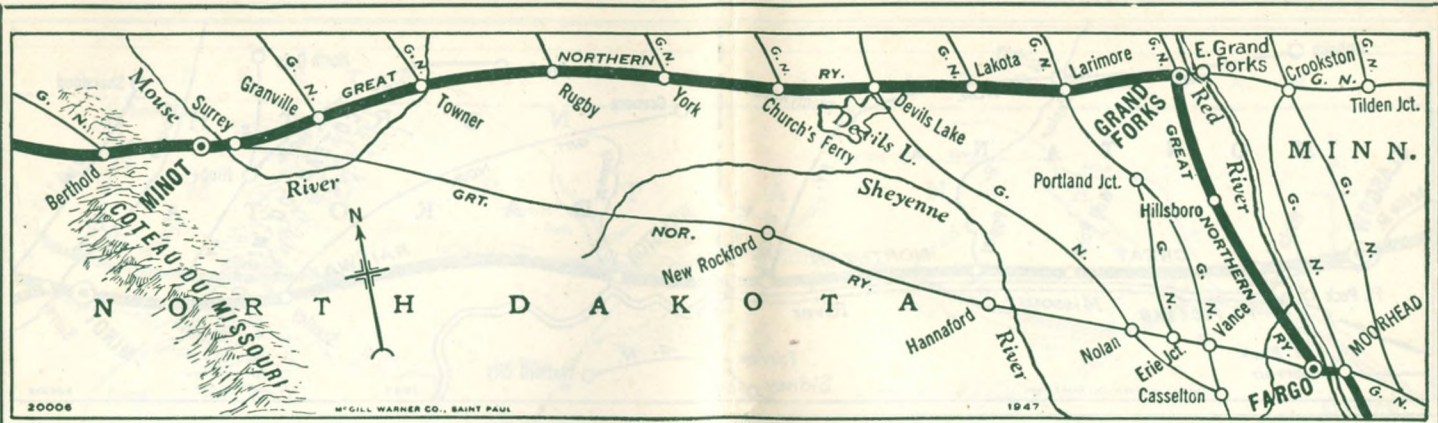
Westbound—Read Down							Eastbound—Read Up												
	Dakotan	Fast Mail	Alexandrian	Oriental Limited	Empire Builder	G. N. Miles from St. Paul	TABLE 2 Central Time							G. N. Miles from Seattle	Empire Builder	Oriental Limited	Alexandrian	Fast Mail	Dakotan
	9 Daily	27 Daily	11 Daily	3 Daily	1 Daily								2 Daily	4 Daily	12 Daily	28 Daily	10 Daily		
AM	AM	AM	PM	PM	PM	AM	215	Lv	Breckridge, Minn.	Ar	1569	AM	PM	AM	PM	AM	PM		
		4 35	e 1 52		2 03	12 05			" Minn.-Nor. Dak. State Line	Lv	1568		5 21			e 10 07	12 38		
		4 40		From Twin Cities	2 05		216	"	Wahpeton, N. D. 33 (N. D. School	Lv	1562						12 27		
				via St. Cloud			222	"	Minn.-Nor. Dak. State Line	Lv	1562			To Twin Cities					
		f 4 52		see table			224	"	Brushvale, Minn.	"	1560			via St. Cloud			11 57		
		f 5 02					229	"	Kent	"	1555			see table			11 48		
		f 5 16					238	"	Wolverton	"	1546						11 35		
		f 5 26					245	"	Comstock	"	1539						11 24		
		f 5 36					250	"	Rustad	"	1534						11 16		
					12		256	"	Finkle (Minn. Teachers' Training School)	"	1527			12					
		5 55		3 03	3 10		260	"	Moorhead 12	"	1523		4 13	9 04	e 8 55	10 55			
							262	Ar	Fargo 3, 12, 35	Lv	1522	2 04	4 05	9 00	e 8 45	10 45			
209	199		e 3 00	3 08	3 15	1 01	262	Ar	Fargo 3, 12, 35	Lv	1522	2 04	4 05	9 00	e 8 45	10 45			
Ex. Sun.	Ex. Sun.	6 20	e 3 10		3 25	1 06	262	Lv	Fargo (State Agricultural College)	Ar	1522	1 59	3 55		e 8 25	10 25	200		
f 7 30	f 7 40						268	Lv	Pinkham	Ar	1516						7 00	210	
f 7 45	f 7 55						274	Lv	Prosper	"	1510						f 6 30	Ex. Sun.	
f 8 05	f 8 08						278	Lv	Newman	"	1507						f 6 15	Ex. Sun.	
8 15	f 8 30						284	Lv	Vance	"	1500						f 8 35	Ex. Sun.	
8 45									Casselton 35	"							5 50	8 25	
							290	"	Mason	"	1494							5 30	
Ar 9 45	f 8 38						302	"	Nolan 35	"	1482								f 8 11
	9 01						309	"	Walden (Maple River)	"	1475								4 20
	9 12						314	"	Pillsbury	"	1470								4 11
	9 25						322	"	Luverne (Sheyenne River, Drains to Karnak-Hudson Bay)	"	1462			Via Grand Forks					3 51
	9 40						328	"	Hannaford	"	1456			see table 3					3 30
	9 52						334	"	Revere	"	1450								3 10
	10 10						340	"	Sutton	"	1443								2 55
	10 25						348	"	Glenfield	"	1436								2 30
	10 37						355	"	Juanita	"	1429								2 20
	10 50						361	"	Grace City	"	1423								2 00
	11 02						368	"	Brantford	"	1416								1 40
	11 15						374	"	Dundas	"	1410								1 25
	11 27						380	"	New Rockford (James River, Drains to Gulf of Mexico)	Lv	1398								1 10
	f 11 35						386	Lv	New Rockford	Ar	1398	11 48	11 48			e 5 35	5 30	f 12 55	
	11 50		e 5 30			3 06	393	"	Munster	"	1391								12 40
	1 00		5 33			3 06	398	"	Bremen	"	1386								11 05
	f 1 15						404	"	Hamburg	"	1380								f 10 45
	1 32						410	"	Heimdal	"	1374								10 32
	1 48						417	"	Wellsburg (Sheyenne River, Drains to Selz-Hudson Bay)	"	1367								10 14
	2 05						423	"	Selz	"	1361								9 56
	2 25						430	"	Clifton	"	1354								9 38
	2 45						439	"	Aylmer	"	1345								9 20
	3 05						444	"	Norfolk	"	1340								9 01
	f 3 28						448	"	Guthrie	"	1336								8 45
	3 38						454	"	Rangeley	"	1330								f 8 13
	3 49						461	"	Karlsruhe (David Thompson Monument)	"	1323								8 05
	4 02						473	"	Verendrye	"	1317								7 48
	4 22						479	"	Simcoe	"	1311								7 37
	4 45						487	"	Surrey	"	1305								7 20
	5 05						495	Ar	Minot 3 (Lignite Mines)	Lv	1289	10 10	8 55			e 2 40	1 30	f 7 03	
	f 5 25																		f 6 47
	5 50																		6 35
	6 30	3 35	e 7 25		10 45	4 50	495	Ar	Minot 3 (Lignite Mines)	Lv	1289	10 10	8 55			e 2 40	1 30	6 15	
	PM	PM	PM		PM	AM						PM	AM			PM	PM	AM	

e—Carries coach passengers only.

f—Flag stop for revenue passengers.

†—Newsstand and Lunch Room in station.

Time from 12.01 midnight to 12.00 noon shown in light face type; time from 12.01 noon to 12.00 midnight shown in heavy face type.



CHICAGO, TWIN CITIES AND PACIFIC NORTHWEST—Continued.

Westbound—Read Down

Eastbound—Read Up

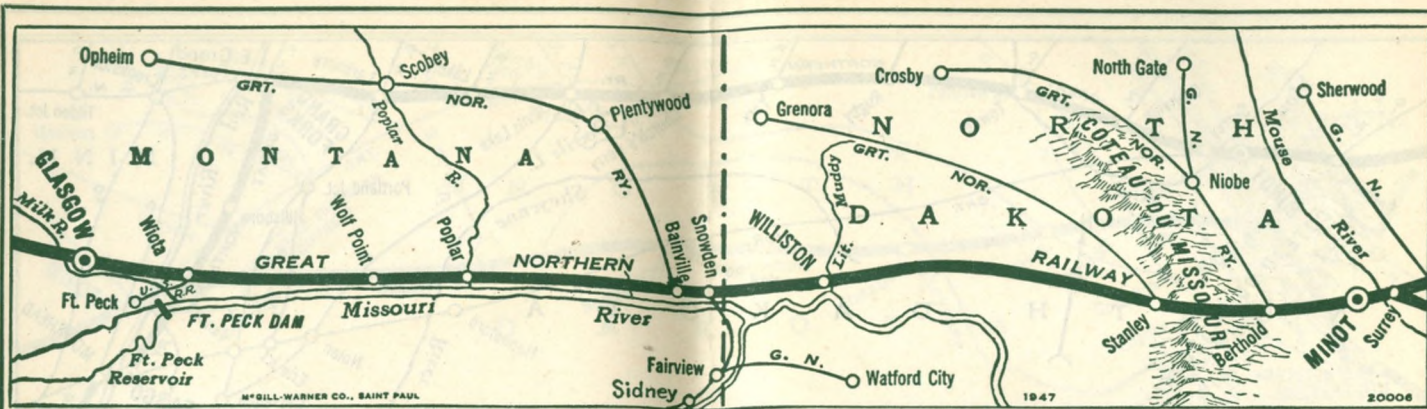
TABLE 3
Central Time 3

		Dakotan 9 Daily	Oriental Limited 3 Daily	Empire Builder 1 Daily	Miles from St. Paul			Miles from Seattle	Empire Builder 2 Daily	Oriental Limited 4 Daily	Dakotan 10 Daily		
		AM	PM	AM				AM	PM	PM		AM	PM
		6 20	3 25	1 06	269	Lv	Fargo (State Agricultural College)	Ar	1574	3 55	10 25		
		6 33			270	Lv	Harwood 12	Lv	1566		10 09		
		6 42			276	Lv	Argusville 12	Lv	1560		10 00		
		6 52			289	Lv	Gardner 12	Lv	1554		9 49		
		7 01			289	Lv	Grandin	Lv	1547		9 38		
		7 10			295	Lv	Kelso 12	Lv	1541		9 28		
		7 22	4 24		301	Lv	Hillsboro 12 (County Seat)	Lv	1535	2 56	9 18		
		7 34			308	Lv	Cummings 12	Lv	1528		9 03		
		7 44			314	Lv	Buxton 12	Lv	1522		8 52		
		7 52			319	Lv	Ruxton 12	Lv	1517		8 42		
		8 03			327	Lv	Thompson 12	Lv	1509		8 30		
	Local	f 8 11			331	Lv	Merrifield 12	Lv	1505		8 20	Local	Local
	201 Ex. Sun.				338	Lv	University 12	Lv	1498		206 Ex. Sun.	202 Ex. Sun.	
	205 Ex. Sun.	8 25	5 15		340	Ar	Grand Forks 12, 13, 16, 38, 40, 41	Lv	1496	1 55	7 55		
					340	Lv	Grand Forks (Red River Valley)	Ar	1496	1 45	7 35	PM 6 55	PM 12 55
			5 25		342	Lv	University (University of N. D.)	Lv	1494				
					347	Lv	Powell	Lv	1489			f 6 44	f 12 44
					352	Lv	Ojata	Lv	1484				
					356	Lv	Emerald	Lv	1480			6 30	f 12 28
					362	Lv	Arvilla	Lv	1474			6 21	f 12 17
					368	Lv	Larimore 33, 41	Lv	1468			6 11	12 05
					375	Lv	Shawnee	Lv	1461		f 6 41	PM	PM
					381	Lv	Niagara	Lv	1455		6 31		
					388	Lv	Petersburg	Lv	1448		6 19	212 Ex. Sun.	From B'kridge Table 33
					394	Lv	Michigan	Lv	1442		6 08		
					398	Lv	Mapes	Lv	1438		5 58		
					404	Lv	Lakota 42 (County Seat)	Lv	1432	12 17	5 48	Ar 10 20	
				7 03	408	Lv	Bartlett	Lv	1428		5 36	10 06	
					413	Lv	Doyon	Lv	1423		5 28	9 56	
					418	Lv	Crory	Lv	1418		5 18	f 9 46	
					423	Lv	Keith (Sullys Hill National Game Preserve)	Lv	1413		f 5 08	f 9 35	
					429	Ar	Devils Lake 35, 43, 45 (Fort Totten, est. 1862)	Lv	1407	11 42	4 58	Ar 10 35	AM 10 21
					436	Lv	Grand Harbor	Ar	1400		4 48		
					442	Lv	Penn.	Lv	1394		4 31		10 10
					448	Lv	Church's Ferry 45 (Lake Irvin)	Lv	1388		4 21	No. 207 to Sarles Table 42.	Lv 9 59
					455	Lv	Niles	Lv	1381		f 4 10		AM
					459	Lv	Leeds	Lv	1377		4 03		
					465	Lv	York 46	Lv	1371		3 52		
					471	Lv	Knox	Lv	1365		3 41		
					477	Lv	Pleasant Lake (Last great round-up of the Vigilantes)	Lv	1359		3 33		
					481	Lv	Fero (County Seat) (Center of North America)	Lv	1355		f 3 27		
					486	Lv	Rugby 47	Lv	1350	10 21	3 20		
					491	Lv	Tunbridge	Lv	1345		3 05		
					497	Lv	Berwick	Lv	1339		2 56	No. 206 From Hannah Table 41	
					505	Lv	Towner 48 (Mouse River, Co. Seat)	Lv	1331	f 9 53	2 46		
					513	Lv	Denbigh	Lv	1323		f 2 31		
					526	Lv	Granville 49 (Buffalo Lodge Lake)	Lv	1310		2 14		
					532	Lv	Norwich	Lv	1304		2 11		
					540	Lv	Surrey	Lv	1296		1 57		
					547	Ar	Minot 2 (N. D. Teachers Training School)	Lv	1289	10 10 PM	1 46		To Fargo Table 35
				4 50 AM						8 55 AM	1 30 PM		

f—Flag stop for revenue passengers.
 Ⓞ—Miles via Willmar and Grand Forks.
 a—Stop to receive revenue passengers for points West of Williston where No. 3 is scheduled to stop.
 b—Stops on flag to receive revenue passengers for points West of Larimore.

Time from 12.01 midnight to 12.00 noon shown in light face type; time from 12.01 midnight shown in heavy face type.

GREAT NORTHERN RAILWAY

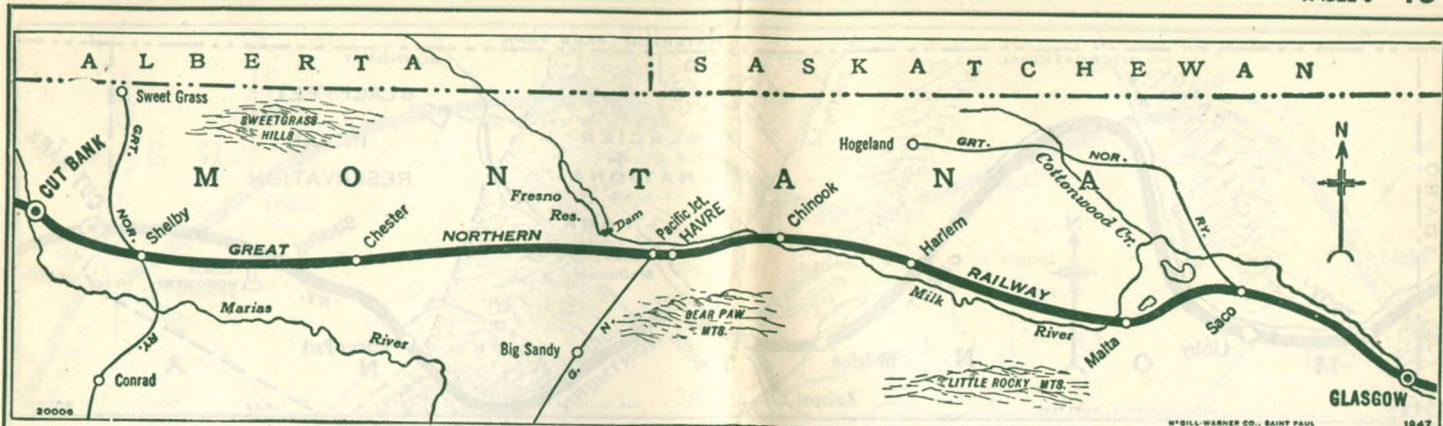


CHICAGO, TWIN CITIES AND PACIFIC NORTHWEST—Continued.

Westbound—Read Down							Eastbound—Read Up								
Fast Mail	Local	Dakotan	Oriental Limited	Empire Builder	Miles from St. Paul	TABLE 4 Central Time to Williston, N. D. Mountain Time west									
27 Daily	219 Ex. Sun.	9 Ex. Sun.	3 Daily	1 Daily		Miles from Seattle	Empire Builder	Oriental Limited	Dakotan	Local	Fast Mail				
PM	PM	PM	PM	AM			2 Daily	4 Daily	10 Ex. Sun.	220 Ex. Sun.	28 Daily				
e 7 35	3 45	4 10	10 50	4 55	495	Lv Minot 2, 50 (County Seat).....	Ar 1289								
	4 13	4 29			500	Lv Ralston.....	Ly 1280								
	4 20	4 37			508	Des Lacs.....	Ly 1276			f 11 28	7 47				
	Ar 4 30	4 45			512	Lone Tree (Coteau du Missouri).....	Ly 1272			11 00	7 40				
		5 01			517	Berthold 50 (Hills of the Missouri).....	Ly 1267			10 50	Lv 7 33				
		f 5 09			522	Roach.....	Ly 1262			f 10 28					
		5 17			527	Tagus.....	Ly 1257			10 18					
	To Crosby Table 50	5 28			533	Blaisdell.....	Ly 1251			10 00	From Crosby Table 50				
		5 40			540	Palermo.....	Ly 1244			9 40					
		6 01	12 10		548	Stanley 51 (County Seat).....	Ly 1236		7 40	9 20	e 1 15				
		6 15			556	Ross.....	Ly 1228			8 40					
	To Great Falls Table 56	f 6 24			560	Manitou.....	Ly 1224			f 8 24	From Great Falls Table 56				
		6 39			568	White Earth.....	Ly 1216			8 08					
		6 55			576	Tioga.....	Ly 1208			f 7 53					
		7 07			581	Temple.....	Ly 1203			7 40					
		7 22			587	Ray.....	Ly 1197			7 27	12 15				
		7 34			593	Wheelock.....	Ly 1191			7 10					
		7 46			598	Epping.....	Ly 1186			6 57					
		7 59			604	Spring Brook.....	Ly 1180			6 45					
		f 8 12			609	Avoca (Lignite Mines).....	Ly 1175			f 6 30					
289 Ex. Sun.	285 Ex. Sun.	e 10 20	223 Ex. Sun.	1 50	7 20	615	Ar Williston (County Seat).....	Lv 1169	7 40	6 10	224 Ex. Sun.	e 11 30	286 Ex. Sun.	290 Ex. Sun.	
AM 8 00	AM 6 50	e 9 25	AM 6 40	12 55	6 20	615	Mountain Time Westbound. Passengers set watches back, eastbound ahead, one hour							PM 5 40	PM 5 50
f 8 15	f 7 15		7 00			627	Lv Williston 52, 53, 54 (Lewis & Clark Bridge).....	Ar 1169	6 40	5 05	PM 7 40	e 10 20	PM 5 40	PM 5 50	
f 8 25	f 7 30		7 15			635	Trenton.....	Ly 1157			7 20		f 5 20	f 5 30	
							Fort Buford, N. D. (Sitting Bull Surrend'd 1881).....	Ly 1149			7 05		f 5 11	f 5 21	
							Nor. Dak.-Mont. State Line								
						641	Snowden 52, 53, 54.....	Ly 1143			6 55		5 05	f 5 15	
						647	Lakestide.....	Ly 1137			f 6 33			f 5 08	
						653	Bainville 54.....	Ly 1131		b 4 13	e 9 07			5 00	
						660	Lanark.....	Ly 1124			f 5 58				
						667	Culbertson (Old Time).....	Ly 1117		b 3 57	e 8 40				
						673	Blair (Cattle Town).....	Ly 1111							
						677	Fort Kipp.....	Ly 1107							
						682	Calais (Indian Farm).....	Ly 1102							
						686	Brockton (School).....	Ly 1098		b 3 34					
						694	Sprole (Indian Agency).....	Ly 1091							
						700	Poplar (Indian Agency).....	Ly 1084		f 3 17					
						707	Chelsea.....	Ly 1077							
						715	Macon.....	Ly 1069							
						722	Wolf Point (County Seat).....	Ly 1062		f 2 50	e 7 20				
						728	Lohmiller.....	Ly 1051							
						733	Oswego.....	Ly 1051							
						741	Frazier.....	Ly 1043		b 2 23					
						746	Kintyre.....	Ly 1038							
						751	Wiota (Ft. Peck Dam Spur).....	Ly 1033							
						757	Nashua (Porcupine Creek).....	Ly 1027		b 2 03					
						765	Whately.....	Ly 1019							
						771	Ar Glasgow (County Seat).....	Lv 1013	d 3 45 PM	1 45 AM	AM 2 50	e 6 20 AM			

f—Flag stop for revenue passengers. a—Stops to receive revenue passengers destined for points Great Falls and South thereof, and to West of Havre where No. 3 is scheduled to stop. Will stop to discharge revenue passengers from Twin Cities and beyond. b—Stops to discharge revenue passengers from Great Falls and South thereof, and from West of Havre, and to receive revenue passengers for Twin Cities and beyond. c—Stops to discharge revenue passengers from Minot and East, and to receive revenue passengers for Spokane and West. d—Stops to discharge revenue passengers from Spokane and West, and to receive revenue passengers for Minot and East. e—Carries coach passengers only. ①—Bus service is maintained between Glasgow and Fort Peck Dam. Leave Glasgow 7:00 am and 4:00 pm daily except Sunday. Leave Fort Peck 8:00 am and 4:45 pm daily except Sunday. ②Stops on flag to receive revenue passengers.

Time from 12.01 midnight to 12.00 noon shown in light face type; time from 12.01 noon to 12.00 midnight shown in heavy face type.

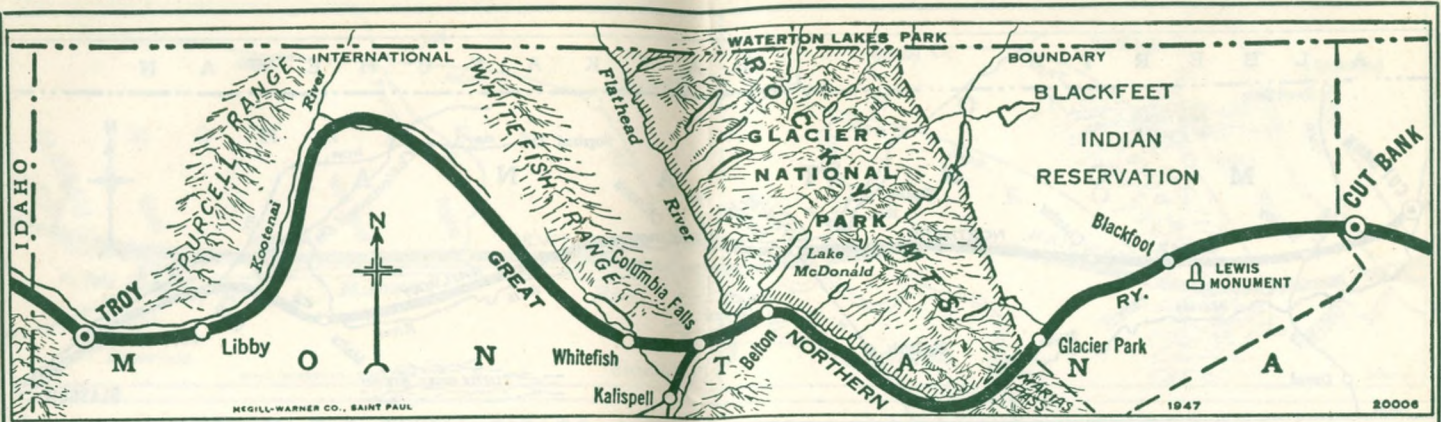


CHICAGO, TWIN CITIES AND PACIFIC NORTHWEST—Continued.

Westbound—Read Down				Eastbound—Read Up				TABLE Mountain Time 5		STATION MAIL BOXES For Your Convenience					
Fast Mail	Local	Oriental Limited	Empire Builder	Miles from St. Paul	Miles from Seattle	Empire Builder	Oriental Limited	Local	Fast Mail	Listed below are stations where U. S. mail (drop letter) boxes are conveniently located. Each passing mail train picks up mail from these boxes. Stations starred (*) have separate boxes for east and westbound mail.					
27 Daily	223 Ex. Sun.	3 Daily	1 Daily		2 Daily	4 Daily	224 Ex. Sun.	28 Daily							
AM	PM	AM	AM		PM	AM	PM	AM							
e12 25	12 10	① 4 30	j 9 10	771	Lv	Glasgow.....(Ft. Peck Dam)	Ar	1013	h 3 45	① 1 40	PM	2 40	AM	e 6 15	*Ada, Minn. *Alexandria, Minn. *Bellingham, Wash. *Billings, Mont. *Breckenridge, Minn. *Conrad, Mont. *Crookston, Minn. *Deer River, Minn. *Devils Lake, N. D. *Everett, Wash. (On Upper Level) (On Lower Level) * Fargo, N. D. *Fergus Falls, Minn. *Glacier Park, Mont. (In Park Season) *Grafton, N. D. *Grand Forks, N. D. *Grand Rapids, Minn. *Great Falls, Mont. *Grenora, N. D. *Hallock, Minn. *Havre, Mont. *Litchfield, Minn. *Minot, N. D. *Moorhead, Minn. *New Rockford, N. D. *St. Cloud, Minn. *Seattle, Wash. *Shelby, Mont. *Spokane, Wash. *Wahpeton, N. D. *Warren, Minn. *Whitefish, Wash. *Whitefish, Mont. *Williston, N. D. *Willmar, Minn.
	12 18			776	Lv	Paisley.....		1008			f 2 30				
	12 30			783		Tampico.....		1001			f 2 19				
	12 40			788		Vandalia.....		996			f 2 10				
	12 55	a 5 04		797		Hinsdale.....		987		b12 57	f 1 57				
	f 1 10			805		Beaverton.....		979			f 1 40				
	f 1 30	f 5 20		810		Saco 55.....		974		f12 36	f 1 30		e 5 20		
	f 1 45			817		Ashfield.....		967			f 1 15				
	f 2 00			824		Bowdoin.....(Lake Bowdoin)		960			f 1 05				
	f 2 10			831		Strater.....		953			f12 55				
	f 2 31	f 5 55		842		Malta.....(County Seat)		947		f12 07	f 12 45		e 4 46		
	f 2 40			846		Wagner.....		942			f12 25				
	2 48			854		Dodson.....(Milk River Irrig n		938			f 12 19				
	3 02	a 6 22		860		Survant.....Prof. Storage		930		b11 48	f 12 09				
	f 3 10			864		Cobourg.....Reservoir)		924			f12 01				
	f 3 16			870		Savoy.....		920			f11 55				
	3 24			876		Matador.....		914			f 11 48				
	f 3 33			881		Harlem.....(Ft. Belknap Ind. Agcy.)		908			f11 40				
	3 47	a 7 00		888		Fort Belknap.....		903		b11 18	f 11 33		e 3 50		
	f 3 56			893		Zurich.....		896			f11 17				
	4 05			897		North Fork.....		891			f 10 58				
	f 4 10			903		Chinook.....(Chief Joseph de-		887			f10 55				
	f 4 25	f 7 27		907		Adams.....feated in last Indian		881			f 10 48		e 3 25		
	f 4 31			911		Lohman.....Uprising 1877)		873			f 10 43				
	f 4 36			917		Toledo.....		867			f 10 38				
	f 4 47			924	Ar	Havre 56①.....(County Seat)	Lv	860	k12 55	k10 30	f 10 30		e 2 50		
	5 00		k 8 00	924	Lv	Havre①.....(Ft. Assinni-	Ar	860	12 55	10 15			e 2 35		
			8 10	928		Pacific Junc...boine 7 miles s. w.)	Lv	856					e 2 27		
				934		Burnham.....		850					f 2 18		
				939		Fresno.....		845					f 2 11		
				944		Kremlin.....		840					f 2 03		
	e f 4 02			954		Gildford.....		830					f 1 47		
	e f 4 19			960		Hingham.....		824					f 1 36		
	e f 4 30			966		Rudyard.....		818					f 1 25		
	e f 4 41			972		Inverness.....		812					f 1 14		
	e f 4 52			976		Joplin.....		808					f 1 07		
	e f 4 58			979		Buelow.....		805					f 1 02		
	e 5 15		f 9 30	986		Chester.....(County Seat)		798		f 8 57			f 12 50		
				991		Tiber.....		793					f 12 38		
	e f 5 36			999		Lothair.....(Sweet Grass Hills North)		785					f 12 27		
	e f 5 46			1005		Galata.....		779					f 12 16		
	e f 5 57			1011		Devon.....(First view Rocky Mountain)		773					f 12 05		
	e f 6 11			1020		Dunkirk.....		764					f 11 50		
	e 6 30		10 25	1029	Ar	Shelby 11, 59.....(County Seat)	Lv	755	10 45	8 00			f 11 35		
	e 6 35		10 30	1029	Lv	Shelby.....(Oil fields north)	Ar	755	10 45	7 55			f 11 30		
	e f 6 53			1042		Ethridge.....	Lv	742					f 11 13		
				1050		Baltic.....		734							
	e 7 15		11 05	1053		Cut Bank.....(County Seat)(The heart of New Oil Fields)		734	d10 16	7 23	AM		10 55	PM	

#News stand in G. N. Ry. station serves sandwiches and coffee.
 a—Stops to receive revenue passengers for point Great Falls and South thereof, and West of Havre, where No. 3 is scheduled to stop, and to discharge revenue passengers from the Twin Cities and beyond. b—Stops to discharge revenue passengers from Great Falls and South thereof, and from West of Havre, and to receive revenue passengers for Twin Cities and beyond. c—Stops to discharge revenue passengers from Williston and East, and to receive revenue passengers for Spokane and West. d—Stops to discharge revenue passengers from Spokane and West, and to receive revenue passengers for Williston and East.
 e—Carries coach passengers only. f—Flag stop for revenue passengers.
 h—Stops to discharge revenue passengers from Spokane and West, and to receive revenue passengers for Minot and East. i—Stops to discharge revenue passengers from Minot and East, and to receive revenue passengers for Spokane and West. k—See Table 56 for train connections to and from Great Falls, Helena and Butte. l—Daily except Sunday bus service is maintained between Glasgow and Fort Peck Dam. Leave Glasgow 7:00 am and 4:00 pm. Leave Fort Peck 8:00 am and 4:45 pm.

GREAT NORTHERN RAILWAY



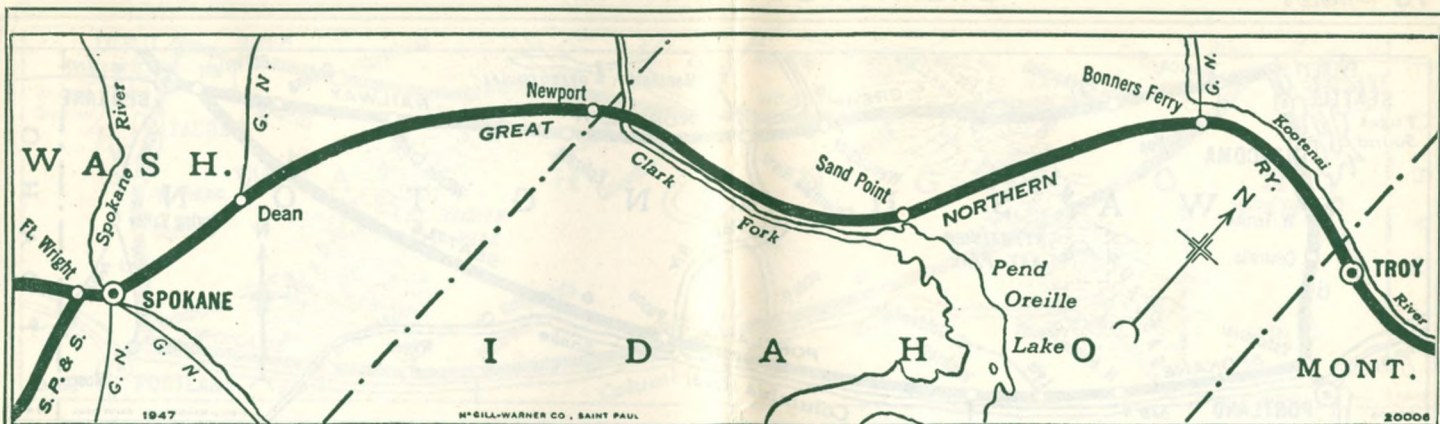
CHICAGO, TWIN CITIES AND PACIFIC NORTHWEST—Continued.

Westbound—Read Down						TABLE 6 Mountain Time					Eastbound—Read Up				
	Fast Mail 27 Daily	Oriental Limited 3 Daily	Empire Builder 1 Daily	Miles from St. Paul		Miles from Seattle	Empire Builder 2 Daily	Oriental Limited 4 Daily	Fast Mail 28 Daily						
	AM 7 15	AM 11 05	PM 2 45				AM 6 10 16	PM 7 23	PM 10 55						
				1053	Lv Cut Bank	Ar	734								
				1059	" Gunsight	Lv	725								
				1063	" Sundance	"	721								
				1068	" Fort Piegan	"	716								
				1073	" Meriwether (Lewis Monument)	"	711								
	ef 7 55			1079	" Blackfoot (Chief Mtn. to northwest)	"	705								
	e 8 11	c 12 01		1087	" Browning (Blackfeet Indian Agency)	"	697								
				1092	" Triple Divide	"	692								
				1095	" Spotted Robe	"	689								
	ef 8 39	c 12 25		1100	" Glacier Park 11	"	684								
				1103	" Bison	"	681								
				1106	" Rising Wolf	"	678								
	ef 9 16			1112	" Summit (Continental Divide, John F. Stevens Statue)	"	672								
				1119	" Blacktail (Horseshoe Curve)	"	665								
				1122	" Singleshoot	"	662								
				1126	" Nimrod (Flathead Riv.)	"	658								
	e 9 51			1130	" Essex (Scalplock Mtn.)	"	654								
				1136	" Pinnacle (Mt. St. Nicholas 9,385 ft.)	"	648								
				1141	" Hidden Lake (Double Mtn.)	"	643								
	ef 10 18			1146	" Red Eagle	"	638								
	ef 10 37	c 2 10		1157	" Belton 11 (Belton Gateway) (Lake McDonald Hotel)	"	627								
				1165	" Coram (Flathead River) (Site of Hungry Horse Dam)	"	619								
	ef 10 50			1172	" Columbia Falls 62	Lv	612								
		2 38													
	249 Daily	247 Daily	243 Daily	245 Daily				248 Daily	250 Daily	244 Daily	246 Daily				
	7 30	4 05	12 01	2 38	1172	Lv	612	3 55	5 50	10 05	2 30				
	8 00	4 35	12 31	3 08	1186	Ar	626	3 25	5 20	9 35	2 00				
	251 Daily	241 Daily	27 Daily	3 Daily				4 Daily	28 Daily	242 Daily	252 Daily				
	6 05	10 20		2 38	1172	Lv	612	4 00		11 55	7 20				
	f 6 13	f 10 28			1175	"	609			f 11 47	f 7 12				
	6 25	10 40			1180	Ar	604	6 55	3 40	e 6 50					
					1180	Lv	604	6 55	3 30	e 6 40					
					1185	"	599			e 6 26					
					1191	"	593			e 6 07					
					1197	"	587			e 5 57					
					1203	"	581			e 5 47					
					1210	"	574			e 5 36					
					1216	"	568			e 5 26					
					1220	"	564			e 5 17					
					1226	"	558			e 5 06					
					1232	"	552			f 2 10	e 4 56				
					1241	"	543			e 4 40					

a—Stops to discharge revenue passengers from Williston and East, and to receive revenue passengers for scheduled stops Spokane and West.
b—Stops to discharge revenue passengers from Spokane and West, and to receive revenue passengers for scheduled stops Williston and East.

c—Stops to receive revenue passengers for scheduled stops Spokane and West, and to discharge revenue passengers from points South of Shelby and East of Williston.

d—Stops to discharge revenue passengers from Spokane and West, and to receive revenue passengers for scheduled stops East of Havre or points South of Shelby.
e—Carries coach passengers only.
f—Flag stops for revenue passengers.



CHICAGO, TWIN CITIES AND PACIFIC NORTHWEST—Continued.

Westbound—Read Down					TABLE 7 Mountain Time					Eastbound—Read Up				
	Fast Mail 27 Daily	Oriental Limited 3 Daily	Empire Builder 1 Daily	Miles from St. Paul		Miles from Seattle	Empire Builder 2 Daily	Oriental Limited 4 Daily	Fast Mail 28 Daily					
	PM	PM	PM				AM	PM	PM					
	e 12 57			1241	Lv Rexford	Lv	543		e 4 40					
	ef 1 12			1252	" Stonehill	"	532		ef 4 20					
	ef 1 28			1263	" Ural	"	521		ef 4 02					
	ef 1 37			1268	" Volcouc	"	516		ef 3 54					
	ef 1 45			1272	" Warland	"	512		ef 3 45					
	ef 1 52			1276	" Yarnell	"	508		ef 3 40					
	ef 2 07			1283	" Jennings (Fisher River)	"	501		ef 3 27					
	ef 2 16			1289	" Ripley	"	495		ef 3 17					
	e 2 30	f 5 57		1296	" Libby (Ft. Kootenay 1811)	"	488	f 12 42	e 3 05					
				1307	" Kootenai Falls	"	477		ef 2 48					
	e 3 00	6 25	9 15	1314	Ar Troy (Silver Mines)	"	470	3 55	12 15	e 2 35				
					Pacific Time									
					Westbound passengers set watches back									
					Eastbound ahead one hour									
	e 2 05	5 30	8 15	1314	Lv Troy	Ar	470	2 55	11 10	e 1 30				
				1321	" Yakt, Mont.	Lv	463			ef 1 17				
					Mont-Idaho State Line									
	ef 2 30			1328	" Leonia, Idaho	"	456			ef 1 04				
				1335	" Katka	"	449			ef 12 51				
				1341	" Crossport	"	443			ef 12 38				
	e 3 05	f 6 30		1345	" Bonners Ferry 70 (Monument to First Route of Trade across Idaho)	"	439		f 10 13	e 12 30				
					Pend Oreille River									
	ef 3 14			1350	" Moravia	"	434			ef 12 19				
	ef 3 25			1359	" Naples	"	427			ef 12 08				
	ef 3 37			1364	" Elmira	"	420			ef 11 56				
	ef 3 48			1371	" Colburn	"	413			ef 11 45				
	e 4 00	fd 7 15		1374	" Sand Point (Lake Pend Oreille)	"	405		fd 9 28	e 11 30				
	ef 4 05			1382	" Dover	"	402			ef 11 22				
	ef 4 13			1388	" Wrencoe	"	396			ef 11 15				
	ef 4 21			1393	" Laclede	"	391			ef 11 08				
	ef 4 28			1397	" Thama	"	387			ef 11 01				
	e 4 35	a 7 45		1401	" Priest River, Ida	"	383		g 8 59	e 10 54				
					Idaho-Wash State Line									
	e 4 50	f 7 55		1408	" Newport, Wash (County Seat)	"	376		f 8 48	e 10 40				
	e 4 55			1411	" Penrith	"	373			ef 10 31				
	ef 5 02			1415	" Scotia	"	369			ef 10 24				
	ef 5 13			1422	" Camden	"	362			ef 10 13				
	ef 5 18			1425	" Elk	"	359			ef 10 08				
	ef 5 25			1429	" Milan	"	355			ef 10 00				
	ef 5 35			1436	" Chattaroy	"	348			ef 9 50				
	ef 5 41			1440	" Dean 71-72	"	344			ef 9 45				
	ef 5 50			1444	" Mead	"	340			ef 9 38				
	ef 6 05			1449	" Hillyard (Great Northern Shops)	"	335			e 9 30				
	e 6 20	9 15	11 30	1454	Ar Spokane #8, 71, 72, 74, 75, 75A, 77, 78	Lv	330	11 30 PM	7 30 AM	e 9 15				
					Seattle Tacoma Service continued Table No. 9									

a—Stops to discharge revenue passengers from Fargo and East.
 d—Bus service is maintained between Sand Point and Farragut, Ida.
 e—Carries coach passengers only.
 f—Flag stop for revenue passengers.

g—Stops to receive revenue passengers for Fargo and East.
 ♦—News stand in G. N. Ry. station serves sandwiches and coffee.
—Rail-Auto service available at this point.

GREAT NORTHERN RAILWAY



CHICAGO, TWIN CITIES AND PACIFIC NORTHWEST—Continued.

GRAND COULEE DAM Two trips daily bus service is maintained between Spokane and Coulee Dam. Leave Spokane— 8:45 am, 6:15 pm. Arrive Coulee Dam— 11:50 am, 10:00 pm. Leave Coulee Dam— 9:45 am, 8:00 pm. Arrive Spokane— 12:55 pm, 11:30 pm. Fare—One way, \$2.60. Round Trip, \$4.70. Plus 15% Federal Tax. 180-day limit on round trip. Schedules on application. Buses depart from Motor Coach Terminal, Sprague and Jefferson Sts., Spokane, Wash.	Westbound—Read Down			TABLE 8 Pacific Time SPOKANE, PORTLAND & SEATTLE RY. For Complete Schedules, see Table 78.		Eastbound—Read Up			BONNEVILLE DAM Across the Columbia River Gorge at North Bonneville, Washington, 42 miles from Portland, Ore., can be plainly seen from Empire Builder trains between Spokane and Portland. The north end of the dam rests on the Washington state shore of the Columbia River, while the locks and electric generating plant are located close to the south end of the dam on the Oregon state shore. The entire project was planned to provide power for the city of Portland and the surrounding area, representing an investment of \$81,000,000. As many as 3,500 men were employed on the project at one time. Present power is 518,400 kilowatt output, or more than 724,000 horsepower.
	Oriental Limited 3 Daily	Empire Builder 1 Daily	Miles from St. Paul	Miles from Seattle	Empire Builder 2 Daily	Oriental Limited 4 Daily			
	PM 9 45	AM 12 06	1454	Lv Spokane (G. N. Station) 78	Ar 379	PM 10 55	AM 6 50		
	f 10 59	—	1494	Ar Lamont	Lv 335	—	5 44		
	11 53	—	1542	Washucna	—	—	4 44		
	1 35	3 10	1603	Pasco 78	Ar 291	7 30	2 40		
	f 1 57	—	1604	Kennewick	Lv 299	—	—		
	① —	—	1687	Roosevelt	—	—	—		
	② 4 15	—	1719	Maryhill	—	—	③ 12 19		
	4 25	5 35	1727	Wishram 78, 82 (Monument North Bank of Columbia River)	—	5 15	12 05		
	—	—	1740	Northdalles...to Pathfinders	—	—	—		
	5 10	—	1748	Lyle...and Pioneers	—	—	11 18		
	f 5 24	—	1758	Bingen—White Salmon	—	—	10 53		
	① —	—	—	Bonneville (Dam)	—	—	—		
	7 00	7 32	1823	Vancouver, Wash. (Columbia River Wash.—Oregon State Line)	—	3 23	9 15		
	7 35	8 00	1833	Ar Portland (Willamette River) (Union Station) 78	Lv 0	3 00	8 45		

				GREAT NORTHERN RAILWAY							
Fast Mail 27 Daily	Casca-dian 5 Daily	Oriental Limited 3 Daily	Empire Builder 1 Daily			Empire Builder 2 Daily	Oriental Limited 4 Daily	Casca-dian 6 Daily	Fast Mail 28 Daily		
PM 7 00	AM 8 30	PM 9 35	PM 11 59	1454	Lv Spokane 71, 72, 74, 75, 77, 78	Ar 330	PM 11 00	AM 7 00	PM 6 30	AM 8 10	
	f 8 35	a		1456	Fort Wright	Lv 328		b	f 6 22		
	f 8 45	a		1463	Highland	—		b	f 6 10		
	f 8 50	a		1466	Lyons (Indian Battle Field—last	—		b	f 6 04		
	f 8 59	a		1471	Galena (battle of the Spokane In-	—		b	f 5 55		
	f 9 05	a		1475	Espanola (dians against the Whites,	—		b	f 5 48		
	f 9 15	a		1482	Waukon (dians against the Whites,	—		b	f 5 39		
	f 9 24	a		1489	Edwall	—		b	f 5 31		
	f 9 29	a		1491	Canby	—		b	f 5 23		
	f 9 36	a		1497	Bluestem	—		b	f 5 16		
	f 9 46	a		1504	Harrington	—		b	f 5 05		
	f 9 55	a		1511	Mohler	—		b	f 4 54		
	f 10 00	a		1515	Downs	—		b	f 4 47		
	f 10 06	a		1519	Lamona	—		b	f 4 40		
	f 10 14	a		1525	Nemo	—		b	f 4 31		
	f 10 22	a		1530	Odessa	—		b	f 4 23		
	f 10 35	a		1538	Irby	—		b	f 4 08		
	f 10 45	a		1546	Marlin (Columbia Basin	—		b	f 3 58		
	f 10 55	a		1553	Wilson Creek (Irrigation Project	—		b	f 3 48		
	f 11 05	a		1560	Stratford	—		b	f 3 35		
	f 11 12	a		1566	Adrian	—		b	f 3 27		
	f 11 18	a		1570	Soap Lake	—		b	f 3 19		
	f 11 30	AM 12 33	AM 2 17	1576	Ephrata	Lv 208	PM 8 35	AM 4 08	PM 3 10	AM 5 31	

♦—Restaurant in station.
 a—Stops to discharge revenue passengers from points South of Shelby or East of Havre where No. 3 is scheduled to stop.
 b—Stops to receive revenue passengers for points South of Shelby or scheduled stops East of Havre.
 c—Carries coach passengers only.
 f—Flag stop for revenue passengers.
 ①—No. 3 will stop at any station to discharge revenue passengers from Spokane or East.
 ②—Stops on flag to receive revenue passengers for Bingen-White Salmon, Vancouver and Portland.
 ③—No. 4 will stop at any station to receive revenue passengers for Spokane or East.
 ④—Will stop to discharge revenue passengers from Portland, Vancouver and Bingen-White Salmon.
 🚗—Rail-Auto service available at this point.



CHICAGO, TWIN CITIES AND PACIFIC NORTHWEST—Continued.

Westbound—Read Down				Eastbound—Read Up											
	Fast Mail 27 Daily PM 9 50	Casca- dian 5 Daily AM 11 30	Oriental Limited 3 Daily AM 12 33	Empire Builder 1 Daily AM 2 17	Miles from St. Paul	TABLE Pacific Time 9		Miles from Seattle	Empire Builder 2 Daily PM 8 35	Oriental Limited 4 Daily AM 4 08	Casca- dian 6 Daily PM 3 10	Fast Mail 28 Daily AM 5 31			
	e 9 50	f 11 38	a	a	1576	Lv	Ephrata (County Seat).....	208							
		f 11 45	a	a	1581	Lv	Naylor.....	203		b	f 2 59				
		f 11 55	a	a	1586		Winchester.....	198		b	f 2 51				
		f 12 02	a	a	1592		Quincy.....	192		b	f 2 42				
		f 12 12	a	a	1597		Crater.....	187		b	f 2 32				
		f 12 25	a	a	1603		Trinidad (Basalt Palisades, Horseshoe Curve)	181		b	f 2 23				
		f 12 30	a	a	1612		Columbia River 84 (Moses Coulee).....	179		b	f 2 08				
		f 12 32	a	a	1615		Voltage (Power Plant).....	169		b	f 2 02				
		f 12 41	a	a	1618		Rock Island.....	166		b	f 2 00				
		f 12 49	a	a	1621		Malaga.....	163		b	f 2 00				
	e 11 05	f 12 55	a	a	1626		Appleland.....	158		b	f 1 53				
	e 11 15	f 1 05	a	a	1628	Ar	Wenatchee 87 (Apple Capital of World)	156	7 30	a	f 1 40				
		f 1 18	a	a	1635	Lv	Wenatchee.....	156	7 30	a	f 1 35	e 4 15			
		f 1 29	a	a	1639	Ar	Monitor.....	149		b	f 1 18	e 4 00			
		f 1 38	a	a	1644	Lv	Cashmere.....	145		b	f 1 09	e 3 25			
		f 1 44	a	a	1647		Dryden.....	140		b	f 1 00				
		f 1 52	a	a	1650		Peshastin.....	137		b	f 12 57				
		f 2 03	a	a	1656		Leavenworth.....	134		b	f 12 49	e 3 10			
		f 2 16	a	a	1664		Chumstick (Chumstick River).....	128		b	f 12 34				
		f 2 27	a	a	1664		Winton.....	120		b	f 12 24				
		f 2 42	a	a	1670		Merritt.....	114		b	f 12 15				
			a	a	1677		Berne (East Portal).....	107		b	f 12 01				
			a	a	1686		Cascade Tunnel (7.79 miles in length).....								
			a	a	1694		Scenic (West Portal).....	98							
			a	a	1698		Tonga.....	90							
From Van- couver, B. C. Table 90			a	a	1703		Skykomish.....	86	5 13	12 05	11 10	e 1 05	To Van- couver, B. C. Table 90	To Van- couver, B. C. Table 90	To Van- couver, B. C. Table 90
			a	a	1707		Grotto.....	81		b	f 10 51				
			a	a	1713		Barings.....	77		b	f 10 45				
			a	a	1718		Halford (Eagle Falls).....	76		b	f 10 24				
			a	a	1722		Index (Mt. Index).....	71		b	f 10 24				
			a	a	1728		Reiter.....	66		b	f 10 16				
			a	a	1735		Gold Bar.....	62		b	f 10 16				
			a	a	1742		Sultan (Lumber Mills).....	56		b	f 10 07				
			a	a	1751		Monroe (Grt. North. Greenhouses)	49		b	f 9 57	e 11 52	356 Daily	358 Daily	360 Daily
			a	a	1751		Snohomish (Snohomish River).....	42		b	f 9 42	e 11 34	AM	PM	AM
			a	a	1755	Lv	Everett 90 (Puget Sound)	33	3 55	10 34	9 30	e 11 18	AM	PM	AM
			a	a	1763	Lv	Everett (County Seat) (Lumber Mills).....	33	3 55	10 34	9 30	e 11 18	9 17	6 10	9 17
			a	a	1766		Mukilteo.....	29		b	f 8 49				
			a	a	1769		Meadowdale.....	21		b	f 8 38				
			a	a	1772		Edmonds.....	18		b	f 8 33				
			a	a	1777		Richmond Beach.....	15		b	f 8 26				
			a	a	1779		Ballard.....	7		b					
			a	a	1784		Interbay.....	5		b					
	Ar 9 20	10 30	12 01	e 5 00	6 30	Ar	Seattle 90, 91 (King St. Station)	0	3 00	9 30	8 30	e 10 00	8 13	Lv 510	Lv 815
					8 20	Lv	Seattle (King St. Station).....	40		9 00	6 45				
							Union Station.....		2 15	9 00	6 45				
							Kent.....	24	1 45	8 37	6 13				
							Auburn.....	18	1 37	8 28	6 01				
							Summer (Berry and Fruit Farms).....	11	1 25	8 17	5 48				
							Puyallup.....	8		8 13	5 40				
							Tacoma 91 (Union Station).....	0	1 07	8 00	5 20				

Time from 12.01 midnight to 12.00 noon shown in light face type; time from 12.01 noon to 12.00 midnight shown in heavy face type.

DIESEL, OIL-BURNING STEAM, AND ELECTRIC

PASSENGER LOCOMOTIVE

PACIFIC STANDARD TIME

MOUNTAIN STANDARD TIME

PORTLAND 32
TACOMA 47

SEATTLE 15

EVERETT 39

SHOEMOSE 23

MONROE 73

WIRHAM 165

SKYKOMISH 933

SCENIC 2224

CASCADE TUNNEL

BERNE 2883

2618

LEAVENWORTH 1220

WENATCHEE 648

COLUMBIA RIVER 607

PASCO 358

PORTLAND LINE

ODESSA 1552

HARRINGTON 2177

SPOKANE 1876

NEWPORT 2126

SAND POINT 2127

BONNERS FERRY 1780

TROY 1892

LIBBY 2069

REXFORD 2318

WHITEFISH 3040

COLUMBIA FALLS

BELTON 3220

SUMMIT 5213

GLACIER PARK

1806

BLACKFOOT 4152

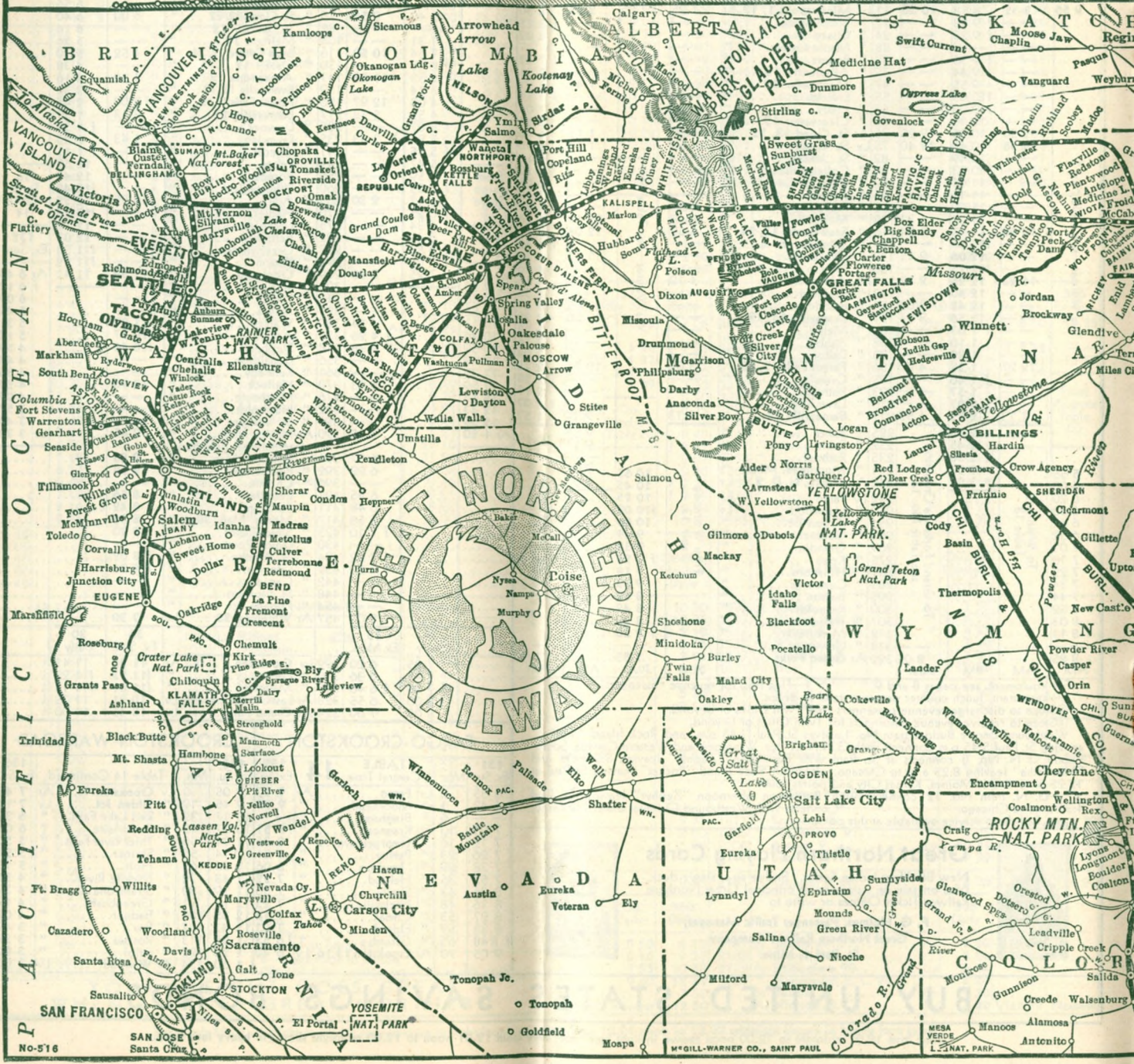
WOLFEATHER

4080

CUT BANK 3753

SHELBY 3283

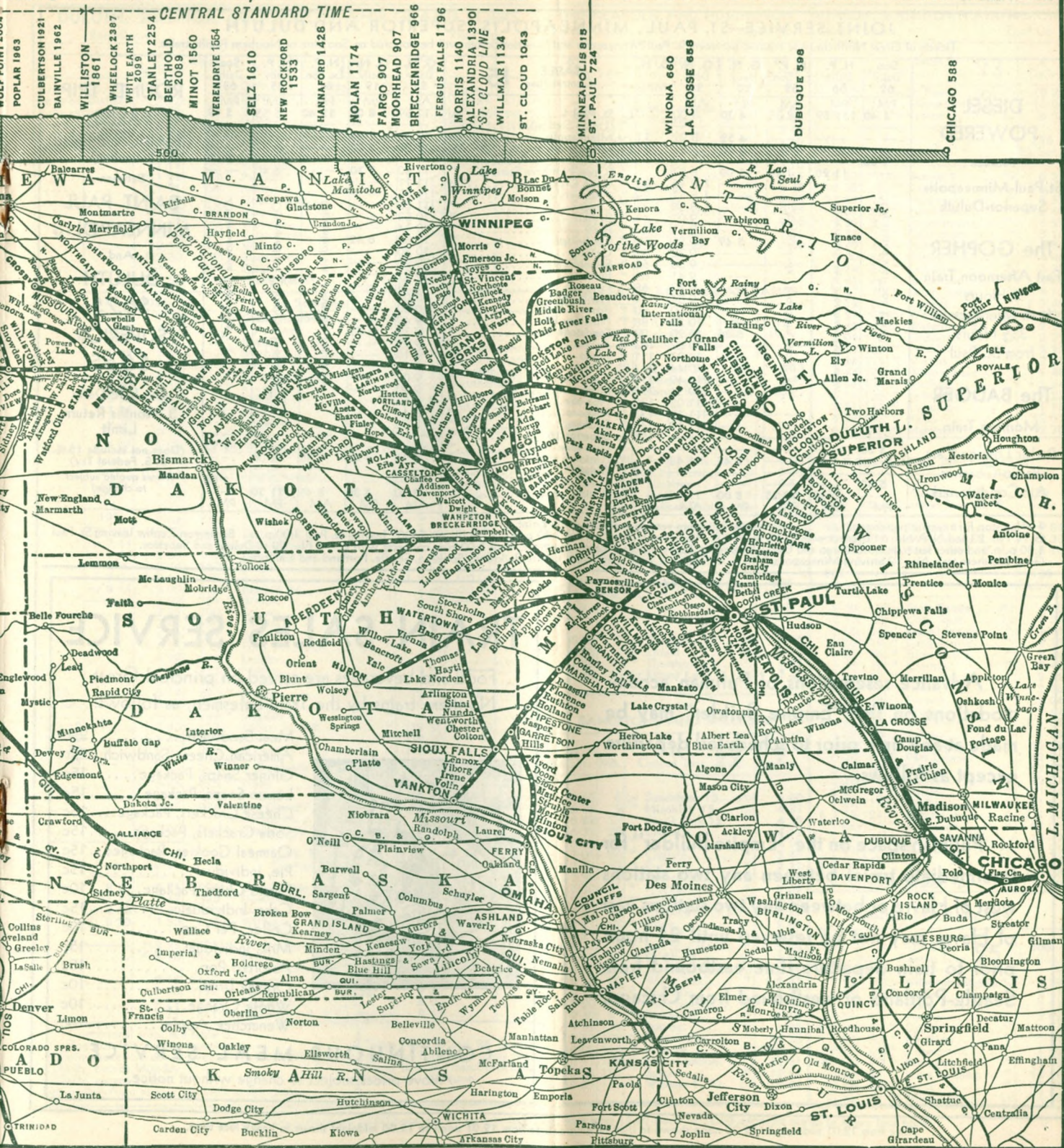
Only 55 miles of the line above 4000 feet



TRAVELERS BETWEEN ST. PAUL, MINNEAPOLIS AND SEATTLE

ROUTE OF THE STREAMLINED EMPIRE BUILDER

CENTRAL STANDARD TIME



- POPULAR 1963
- CULBERTSON 1921
- BAINVILLE 1962
- WILLISTON 1861
- WHEELOCK 2397
- WHITE EARTH 2089
- STANLEY 2254
- BERTHOLD 2089
- MINOT 1560
- VERENDRYE 1654
- SELZ 1610
- NEW ROCKFORD 1533
- HANNAFORD 1428
- NOLAN 1174
- FARGO 907
- MOORHEAD 907
- BRECKENRIDGE 966
- FERGUS FALLS 1196
- MORRIS 1140
- ALEXANDRIA 1390
- ST. CLOUD LINE
- WILLMAR 1134
- ST. CLOUD 1043
- MINNEAPOLIS 815
- ST. PAUL 724
- WINONA 660
- LA CROSSE 668
- DUBUQUE 598
- CHICAGO 588

GREAT NORTHERN RAILWAY

JOINT SERVICE—ST. PAUL, MINNEAPOLIS, SUPERIOR AND DULUTH

Tickets of Great Northern issue reading between St. Paul-Minneapolis and Superior-Duluth will be honored on Soo Line or Northern Pacific trains.

	TABLE Central Time 15					Miles			G. N. Daily 23	G. N. Daily 19	N. P. Ex. Sun. 61	N. P. Daily 65	Soo Daily 63	ROUND TRIP FARES (In Air-Conditioned Coaches) Between SAINT PAUL MINNEAPOLIS And DULUTH \$6.75 SUPERIOR \$6.55 On Sale Daily 3 Months Return Limit (Does not include 15% U. S. Federal Tax) (Fares quoted subject to change)
	Soo Daily 62	N. P. Daily 66	N. P. Ex. Sun. 62	G. N. Daily 20	G. N. Daily 24									
DIESEL POWERED	PM 1 40	PM 11 59	AM 8 35	PM 4 30	AM 8 00	0	Lv	Ar	AM 11 59	PM 8 00	PM 12 40	AM 5 55	PM 5 19	
Between	1 00	11 20	7 20	5 00	8 27	11	Lv	Ar	11 35	7 35	—	—	—	5 50
St. Paul-Minneapolis Superior-Duluth	Operated via "Soo Line"	Operated via "Northern Pacific Ry."	Operated via "Northern Pacific Ry."	—	8 27	93	Ar	Lv	11 30	7 30	—	6 40	—	—
The GOPHER	—	—	—	5 49	8 27	29	Ar	Lv	11 05	—	Operated via "Northern Pacific Ry."	Operated via "Northern Pacific Ry."	Operated via "Soo Line"	—
Fast Afternoon Train	—	—	—	—	8 46	35	Ar	Lv	11 00	—	—	—	—	—
3 Hours from Minneapolis	—	—	—	—	8 51	41	Ar	Lv	10 53	—	—	—	—	—
3½ Hours from St. Paul	—	—	—	—	8 58	47	Ar	Lv	10 44	—	—	—	—	—
The BADGER	—	—	—	—	9 07	52	Ar	Lv	10 37	6 42	—	—	—	—
Morning Train	—	—	—	—	9 15	57	Ar	Lv	10 30	—	—	—	—	—
Parlor Lounge Cars	5 30	—	—	—	9 25	60	Ar	Lv	10 26	—	—	—	—	—
Radio-Coaches	5 50	—	—	—	9 36	63	Ar	Lv	10 21	—	—	—	—	—
Air-Conditioned	6 30	—	—	—	9 41	68	Ar	Lv	10 14	—	—	—	—	—
	PM 6 30	AM 12 35	PM 8 00	AM 11 58	9 47	74	Ar	Lv	10 07	—	—	—	—	—
	—	—	—	—	9 54	77	Ar	Lv	10 00	—	—	—	—	—
	—	—	—	—	10 00	80	Ar	Lv	9 49	—	—	—	—	—
	—	—	—	—	10 10	88	Ar	Lv	9 39	5 55	—	—	—	—
	—	—	—	—	10 27	103	Ar	Lv	9 29	—	—	—	—	—
	—	—	—	—	10 37	111	Ar	Lv	9 18	—	—	—	—	—
	—	—	—	—	10 44	117	Ar	Lv	9 10	—	—	—	—	—
	—	—	—	—	10 49	119	Ar	Lv	9 05	—	—	—	—	—
	—	—	—	—	10 54	123	Ar	Lv	9 00	—	—	—	—	—
	—	—	—	—	11 03	130	Ar	Lv	f 8 51	—	—	—	—	—
	—	—	—	—	11 10	135	Ar	Lv	8 44	—	—	—	—	—
	—	—	—	—	11 19	141	Ar	Lv	f 8 36	—	—	—	—	—
	—	—	—	—	—	156	Ar	Lv	—	—	—	—	—	—
	—	—	—	—	—	160	Ar	Lv	8 15	4 45	7 30	12 06	—	1 25
	—	—	—	—	—	—	Ar	Lv	—	—	—	—	—	—
	—	—	—	—	—	—	Ar	Lv	8 00	4 30	8 45	11 30	PM	—

f—Flag stop for revenue passengers. Rail-Auto service available at this point.
 G. N. No. 23 and N. P. No. 61 connect with C. M. St. P. & P. Hiawatha, leaving St. Paul 1:00 p. m., C. & N. W. "400" leaving St. Paul 3:00 p. m., Burlington Zephyr leaving St. Paul 4:30 p. m. and other fast trains to Chicago and East. Burlington Zephyr from Chicago, arriving St. Paul 3:00 p. m. connects with G. N. No. 20 to Duluth and Superior. Great Northern train No. 19 arriving Minneapolis 7:30 p. m., connects with Westbound Empire Builder to Spokane, Seattle, Portland and California.

Advance reservations of Pullman accommodations on the "Empire Builder" may be made at any time prior to scheduled departure except as follows:

Pullman space on the "Empire Builder" for intermediate travel between any two stations west of Havre or between any two stations east of Havre may not be reserved until 24 hours prior to train departure time eastbound from Seattle-Portland or westbound from Chicago.

TRAIN SALES SERVICE

Food and beverages are served on principal Great Northern trains by the Train Salesmen, as follows:



- Meat Sandwich 25c
- American Cheese Sandwich 25c
- Ginger Snaps, Package 15c
- Lemon Snaps, Package 15c
- Cheese Crackers, Package 15c
- Soda Crackers, Package 15c
- Oatmeal Cookies, Package 15c
- Pie, Individual 15c
- Potato Chips, Package 10c
- Cake, Individual 15c
- Coffee, Per Cup 10c
- Milk, Individual 15c
- Assorted Pop 10c
- Orange Drink 10c
- Whole Orange 10c
- Wenatchee Apple 10c

CONTINUOUS MEAL SERVICE

Above prices subject to change without notice.

DULUTH, SUPERIOR, CROOKSTON AND GRAND FORKS

Read Down

Read Up

Table with columns for Train No., Ex. Sun., Miles, TABLE 16 Central Time, 36 Ex. Mon., and Train No. 36. Includes sub-sections for Bus Schedule, Great Northern Railway tickets, and a bottom section with columns 9, 3, 4, 10 Daily.

MINNEAPOLIS AND HUTCHINSON

Read Down

Read Up

Table with columns for 61 Ex. Sun., Mls., TABLE 17 Central Time, 60 Ex. Sun., and 301 Ex. Sun. Includes sub-sections for FERGUS FALLS AND PELICAN RAPIDS (TABLE 18) and EVANSVILLE AND ELBOW LAKE (TABLE 19).

BENSON, WATERTOWN AND HURON

Read Down

Read Up

Table with columns for 3 Daily, Mls., TABLE 23 Central Time, 4 Daily, 185 Ex. Sun., 186 Ex. Sun., and 305 Ex. Sun. Includes sub-sections for SAUK CENTRE AND BEMIDJI (TABLE 24) and MINNEAPOLIS-MILACA (TABLE 25).

Conditional stop, see table 6. Flag stop for revenue passengers. Daily, except Sunday between Minot and Williston. Daily, except Monday. Daily, except Sunday. Rail-Auto service available at this point. Trains Nos. 35 and 36 connect at Grand Forks with trains Nos. 9 and 10 to and from Devils Lake, Minot and Williston.

Time from 12.01 midnight to 12.00 noon shown in light face type; time from 12.01 noon to 12.00 midnight shown in heavy face type.

GREAT NORTHERN RAILWAY

Read Down		GUNN-VIRGINIA		Read Up	
		Miles	TABLE 25-A Central Time		
	Freight Service Only See Note	0	Gunn	Freight Service Only See Note	
		7.08	Coleraine		
		7.89	Bovey		
		14.24	Marble		
		15.13	Calumet		
		21.73	Nashwauk		
		27.30	Keewatin		
		31.32	Kelly Lake		
		35.00	Hibbing		
		41.97	Chisholm		
		44.55	Buhl		
		56.63	Virginia		

Note: For passenger service, see D. M. & I. R. Ry., page 34 for bus schedules, see table 16.

Read Down		MORRIS AND BROWNS VALLEY		Read Up	
		Miles	TABLE 26 Central Time		
	3 Daily	0	Lv St. Paul	Ar	10 30
		11	Lv Minneapolis	Ar	10 00
		158	Ar Morris 1	Lv	6 30
	49 Ex. Sun.				50 Ex. Sun.
		0	Lv Morris	Ar	5 00
		8	Lv Alberta	Lv	4 40
		14	Lv Chokio	Lv	4 28
		20	Lv Johnson	Lv	4 15
		27	Lv Graceville	Lv	4 01
		33	Lv Barry	Lv	3 45
		40	Lv Beardsley	Lv	3 30
		47	Ar Browns Valley	Lv	3 10

Read Down		BRECKENRIDGE, RUTLAND, ABERDEEN AND FORBES		Read Up	
		Miles	TABLE 29 Central Time		
	9 Daily	0	Lv St. Paul 1	Ar	7 40
		11	Lv Minneapolis 1	Ar	7 05
		200	Ar Campbell	Lv	f 1 05
		215	Ar Breckenridge	Lv	12 45
	191 Ex. Sun.				192 Ex. Sun.
		0	Lv Breckenridge 1	Ar	11 05
		8	Lv Doran	Lv	f 10 52
		15	Lv Campbell 1	Lv	10 40
		25	Lv Kutzer, Minn.	Lv	f 10 13
		29	Lv Fairmount, N. D.	Lv	10 05
		31	Lv De Villo	Lv	f 9 50
		35	Lv Sonora	Lv	f 9 36
		43	Lv Hankinson	Lv	f 9 18
		50	Lv Stiles	Lv	f 9 08
		55	Lv Lidgerwood	Lv	8 53
		61	Lv Genesee	Lv	8 42
		66	Lv Cayuga	Lv	8 30
		72	Lv Rutland	Lv	8 19
		82	Lv Havana, N. D.	Lv	8 00
		88	Lv Kidder, S. D.	Lv	7 45
		98	Lv West Britton	Lv	7 35
		103	Lv Amherst	Lv	7 23
		109	Lv Claremont	Lv	7 13
		114	Lv Putney	Lv	7 03
		120	Lv Tacoma Park	Lv	6 55
		124	Lv Plana	Lv	f 6 48
		128	Ar Aberdeen, S. D.	Lv	6 30
	337 Ex. Sun.				338 Ex. Sun.
		72	Lv Rutland, N. D.	Ar	1 25
		91	Lv Straubville	Ar	12 35
		108	Lv Guelph	Ar	11 55
		115	Lv Silver Leaf	Ar	f 11 35
		122	Lv Ellendale	Ar	11 15
		136	Ar Forbes, N. D.	Lv	10 40

Read Down		WILLMAR, SIOUX CITY, SIOUX FALLS AND YANKTON		Read Up	
		Miles	TABLE 30 Central Time		
	9 Daily	0	Lv St. Paul 1	Ar	e 4 35
		11	Lv Minneapolis 1	Ar	e 4 00
		102	Ar Willmar 1, 22	Lv	e 1 30
	51 Daily				52 Daily
		102	Lv Willmar	Ar	*12 10
		108	Lv Priam	Lv	f 11 55
		114	Lv Raymond	Lv	11 48
		122	Lv Clara City	Lv	11 35
		128	Lv Maynard	Lv	11 20
		131	Lv Asbury	Lv	f 11 13
		137	Lv Granite Falls	Lv	11 05
		142	Lv Lorne	Lv	f 10 52
		146	Lv Hanley Falls	Lv	10 45
		153	Lv Cottonwood	Lv	10 32
		160	Lv Green Valley	Lv	10 20
		165	Lv Marshall	Lv	10 10
		172	Lv Lynd	Lv	9 50
		178	Lv Russell	Lv	9 38
		186	Lv Florence	Lv	9 25
		191	Lv Ruthton	Lv	9 13
		199	Lv Holland	Lv	8 59
		208	Lv Pipestone	Lv	8 45
		214	Ar Ihlen	Lv	8 30
		214	Lv Ihlen	Ar	8 30
		219	Lv Jasper, Minn.	Lv	8 20
		227	Lv Sherman, S. D.	Lv	8 07
		230	Ar Garretson, S. D.	Lv	8 00
		236	Lv Booge	Lv	f 7 12
		247	Lv Hills, Minn.	Lv	6 57
		254	Lv Lester, Iowa	Lv	6 46
		261	Lv Alford	Lv	6 35
		266	Lv Doon	Lv	6 26
		275	Lv Perkins	Lv	6 12
		283	Lv Sioux Center	Lv	6 01
		291	Lv Maurice	Lv	5 46
		296	Lv Struble	Lv	5 38
		303	Lv West Le Mars	Lv	f 5 26
		309	Lv Merrill	Lv	5 19
		315	Lv Hinton	Lv	5 09
		327	Ar Sioux City	Lv	4 50
	161 Daily				162 Daily
		230	Lv Garretson, S. D.	Ar	7 25
		238	Lv Corson	Lv	7 08
		243	Lv Lawrence Siding	Lv	6 50
		248	Lv Sioux Falls 31	Lv	6 08
		259	Lv Tea	Lv	5 48
		266	Lv Lennox	Lv	5 48
		275	Lv Davis	Lv	5 34
		282	Lv Viborg	Lv	5 23
		289	Lv Irene	Lv	5 10
		299	Lv Volin	Lv	4 54
		304	Lv Mission Hill	Lv	4 43
		311	Ar Yankton	Lv	4 30

f—Flag stop for revenue passengers. e—Carries coach passengers only.
 †—News stand in station. *Train No. 52 connects with westbound Train No. 9.
 †—Train No. 51 connects with eastbound Train No. 28.

INSURE YOUR BAGGAGE

The Great Northern Railway has on sale at its principal ticket offices, a policy of the St. Paul Fire & Marine Insurance Co., which insures your baggage and personal effects for an entire journey (by any means of transportation) anywhere in the World. It also includes protection while at hotels, transfers, etc. Cost is low, and conditions exceedingly liberal. Minimum premium, twenty-five cents.

ASK YOUR TICKET AGENT FOR PARTICULARS

Time from 12.01 midnight to 12.00 noon shown in light face type; time from 12.01 noon to 12.00 midnight shown in heavy face type.

GREAT NORTHERN RAILWAY

GRAND FORKS AND HANNAH
Read Down Read Up
TABLE Central Time 41
10 Daily
9 00 0 Lv St. Paul 1... Ar 7 40
9 55 11 " Minneapolis 1... " 7 05
8 25 320 Ar Grand Forks... Lv 7 55

DEVILS LAKE AND ST. JOHN
Read Down Read Up
TABLE Central Time 45
4 Daily
9 00 0 Lv St. Paul 1... Ar 10 30
9 55 11 " Minneapolis 1... " 10 00
11 42 409 Ar Devils Lake... Lv 11 42

GRANVILLE AND SHERWOOD
Read Down Read Up
TABLE Central Time 49
10 Daily
9 00 0 Lv St. Paul 1... Ar 7 40
9 55 11 " Minneapolis 1... " 7 05
2 57 506 Ar Granville 3... Lv 2 14

WILLISTON AND WATFORD CITY
Read Down Read Up
TABLE Mountain Time 52
286 Ex. Sun. 287 Ex. Sun.
6 50 0 Lv Williston 4 Ar 5 40
7 40 0 " Snowden 4 " 5 00

LAKOTA AND SARLES
TABLE Central Time 42
10 Daily
9 00 0 Lv St. Paul 1... Ar 7 40
9 55 11 " Minneapolis 1... " 7 05
10 43 384 Ar Lakota... Lv 5 48

YORK AND DUNSEITH
TABLE Central Time 46
10 Daily
9 00 0 Lv St. Paul 1... Ar 7 40
9 55 11 " Minneapolis... " 7 05
12 50 446 Ar York 3... Lv 3 52

MINOT, BERTHOLD AND CROSBY
TABLE Central Time 50
4 Daily
9 00 0 Lv St. Paul... Ar 10 30
9 55 11 " Minneapolis... " 10 00
3 35 547 Ar Minot... Lv 8 55

FAIRVIEW AND RICHEY
TABLE Mountain Time 53
286 Ex. Sun. 287 Ex. Sun.
6 50 0 Lv Williston 4 Ar 5 40
7 40 0 " Snowden 4 " 5 00

DEVILS LAKE AND HANSBORO
TABLE Central Time 43
203 Ex. Sun. 204 Ex. Sun.
7 00 0 Lv Devils Lake... Ar 3 35
7 27 7 " Sweetwater... Lv "
7 45 12 " Webster... " 2 55

RUGBY AND ANTLER
TABLE Central Time 47
10 Daily
9 00 0 Lv St. Paul 1... Ar 7 40
9 55 11 " Minneapolis 1... " 7 05
1 40 466 Ar Rugby 3*... Lv 3 20

BOWBELL AND NORTHGATE
TABLE 50-A
Freight Service Only
Bowbells...
Perella...
Northgate...

WILLISTON, BAINVILLE AND OPHEIM
TABLE Mountain Time 54
290 Ex. Sun. 372 Ex. Sun.
7 00 8 00 Lv Williston 4 Ar 5 50
7 25 8 15 " Trenton... " 5 30
7 40 8 25 20 " Fort Buford... " 5 21

①-See footnote on page 27.

f-Flag stop for revenue passengers. *-Rugby, N. D.-Geographic center of North America.

HAVRE, GREAT FALLS, HELENA AND BUTTE. Read Down / Read Up. Includes Table 56 Central Time and Mountain Time. Stations include St. Paul, Minneapolis, Minot, Havre, Great Falls, Helena, and Butte.

GREAT FALLS, SWEET GRASS AND LETHBRIDGE. Read Down / Read Up. Includes Table 59 Mountain Time. Stations include Great Falls, Shelby, Aloo, Kevin, Sunburst, Sweet Grass, Lethbridge, and Alta.

GREAT FALLS AND LEWISTOWN. Includes Table 57 Mountain Time. Stations include Butte, Helena, Great Falls, and Lewistown.

VAUGHN AND AUGUSTA. POWER AND PENDROY. Includes Table 60 Mountain Time and Table 61 Mountain Time. Stations include Vaughn, Augusta, Great Falls, Power, Cordova, Bole, Eastham Jct., Choteau, Koyl, Bynum, and Pendroy.

WHITEFISH, COLUMBIA FALLS AND KALISPELL. Includes Table 62 Mountain Time. Stations include Whitefish, Half Moon, Col. Falls, Soldiers Hm., La Salle, Rose C'sg, and Kalispell.

MONTANA WESTERN R.R. Includes Table 63 Mountain Time. Stations include Conrad, Williams, and Valier.

BUTTE, ANACONDA AND PACIFIC RY. Includes Table 64 Mountain Time. Stations include Butte, Rocker, Silver Bow, Ramsay, Durant, Gregson, and Anaconda.

UNION PACIFIC R.R. Includes Table 65 Mountain Time. Stations include Butte, Idaho Falls, Pocatello, Ogden, and Salt Lake City.

Time from 12:01 midnight to 12:00 noon shown in light face type, time from 12:01 noon to 12:00 midnight shown in heavy face type.

f—Flag stop for revenue passengers. e—Carries coach passengers only.

Read Down	SPOKANE AND COEUR D'ALENE				Read Up
	Miles	TABLE 75			
	0	Lv	Spokane, Wash. †	Ar	
	1		Shops.....		
	4		Parkway.....		
	6		Orchard Ave.....		
	7		Millwood.....		
	12		Flora.....		
	13		Greenacres.....		
	19		Spokane Bridge.....		
	22		McGuire's.....		
	23		Post Falls.....		
	25		Alan.....		
	28		Huetter.....		
	29		Atlas.....		
	30		Gibbs.....		
	32	Ar	Coeur d'Alene, Idaho.	Lv	

Freight Service Only

For Passenger Service See Table 75A

SPOKANE AND COEUR D'ALENE Operated by Auto Interurban Bus Company Great Northern Railway tickets honored					
	Daily Ex. Su. AM	Mls.	Bus Schedule Pacific Time	Daily AM	
Additional bus service from Spokane, east-bound, every hour after 7:15 a. m. up to and including 6:15 p. m. then 7:45 p. m., 9:30 p. m., 11:15 p. m. and 12:30 a. m.	7 05	0 0	Lv Spokane, Wash. † Ar	7 35	Additional bus service from Coeur d'Alene, westbound every hour after 6:30 a. m. up to and including 7:30 p. m., then 10:00 p. m., and 11:30 p. m.
	7 28	8 6	" Irvin..... Lv	7 10	
	7 30	9 7	" Trentwood..... "	7 08	
	7 32	14 7	" Vexox..... "	7 00	
	7 38	14 7	" Otis Orchards..... "	7 00	
	7 42	18 5	" East Farms..... "	6 56	
	7 46	21 8	" McGuire's..... "	6 53	
	7 48	23 8	" Post Falls..... "	6 51	
	7 50	25 2	" Ross Point..... "	6 49	
	8 10	33 0	" Coeur d'Alene, Ida. †..... Lv	6 30	

Bus Service between Coeur d'Alene and Farragut
Interlake Bus Lines maintain frequent service in each direction between Coeur d'Alene and Farragut.

Rail tickets reading via the Great Northern Railway between Spokane and Coeur d'Alene and intermediate points served by the Auto Interurban Bus Company, will be honored on buses.
Further information and schedules covering additional bus service between Spokane and Coeur d'Alene, Coeur d'Alene and Farragut can be obtained from your local ticket agent.
†Restaurant in station.

SPOKANE AND COLFAX			
	Miles	TABLE 76	
	40	Lv	Spring Valley, Wash. Ar
	45		Rosalia.....
	51		Harris.....
	55		Thornton.....
	59		Steph.....
	64		Cestoe.....
	69		Rye.....
	76	Ar	Colfax, Wash. Lv

Freight Service Only

SPOKANE AND MOSCOW			
	Miles	TABLE 77	
	0	Lv	Spokane, Wash. Ar
	1		Shops.....
	6		Moran.....
	8		Parkview.....
	13		Excelsior.....
	16		Valley Ford.....
	19		Freeman.....
	25		Mt. Hope.....
	30		West Fairfield.....
	34		Waverly.....
	40		Spring Valley.....
	45		Fairbanks.....
	49		Geary.....
	53		Oakesdale.....
	57		Sokulk.....
	61		Crabtree.....
	65		Garfield.....
	69		Ladow.....
	71		Grinnell.....
	75		Palouse(W.I.&M.Jct.73).....
	82		Viola, Idaho.....
	90	Ar	Moscow, Idaho. Lv

Freight Service Only

Read Down	SPOKANE TO PORTLAND SPOKANE, PORTLAND & SEATTLE RY.				Read Up
	Oriental Limited	Empire Builder	Miles	TABLE 78 Central Time	
	3 Daily	1 Daily		2 Daily	4 Daily
	11 15	1 00	0	Lv	Burlington Route Great Northern Ry. Ar
	9 10	8 15	0	"	" St. Paul.....
	9 40	8 45	11	"	" Minneapolis..... Pacific Time
	9 15	11 30	1435	Ar	Spokane..... Lv
	5 Daily	3 Daily		Empire Builder 2 Daily	4 Daily
	9 45	12 06	0	Lv	Spokane G. N. Sta. Ar
	7 15			"	Spokane N. P. Sta. Lv
	10 39		19	Ar	South Cheney.....
	10 59		30	"	Amber.....
	11 29		36	"	Rodna.....
	11 53		44	"	Lamont.....
	12 13		50	"	Rockwell.....
	12 51		56	"	Macall.....
			62	"	Lantz.....
			68	"	Benge.....
			80	"	Hoopier.....
			88	"	Washtucna.....
			94	"	Sperry.....
			102	"	Kahlutus.....
			110	"	Farrington.....
			123	"	Snake River.....
			129	"	Redd.....
			135	"	Levey.....
	10 40	1 50	149	Lv	Pasco.....
	10 48	1 57	150	Ar	Kennewick.....
	10 55		155	"	Finley.....
	11 01		160	"	Hoyer.....
	11 10		166	"	Yellowit.....
	11 27		181	"	Berrian.....
	11 33	2 39	187	"	Plymouth.....
	11 38		188	"	King.....
	11 49		199	"	Paterson.....
	12 01		209	"	Whitcomb.....
	12 10		217	"	Alderdale.....
	12 15		222	"	McCredie.....
	12 28		233	"	Roosevelt.....
	12 35		238	"	Sundale.....
	12 47		248	"	Goodnoe.....
	1 01		251	"	Cliffs.....
	1 10	b 4 15	265	"	Maryhill.....
	1 25	4 40	273	Lv	Wishram 82.....
	1 30		5 38		
	1 41		277	Ar	Avery.....
	1 52		286	"	Northdalles.....
	2 07	5 10	294	"	Lyle 80.....
	2 12	5 24	304	"	Bingen-White Salmon.....
	2 15		307	"	Underwood.....
	2 21		309	"	Hood.....
	2 21		314	"	Cooks.....
	2 32		322	"	Carson.....
	2 38	5 55	326	"	Stevenson.....
	2 45		331	"	gNorth Bonneville (Bonneville Dam).....
	2 53		337	"	Skamania.....
	3 00		342	"	Prindle.....
	3 08		347	"	Mount Pleasant.....
	3 15		352	"	Washougai.....
	3 23	10 36	355	"	Camas.....
	3 35		360	"	Fisher.....
	3 55	7 00	370	Ar	Vancouver, Wash. 91.....
	4 05		371	Lv	No. Portland.....
	4 08		373	"	East St. Johns.....
	4 25	7 35	380	Ar	Portland 91..... Lv

b-Stops on flag to receive revenue passengers for Bingen-White Salmon, Vancouver and Portland.
c-Stops to discharge revenue passengers from Portland, Vancouver and Bingen-White Salmon.
g-See page 18 for further information. f-Flag stop.
①-No. 3 will stop at any station to discharge revenue passengers from Spokane or East; also at any station East of Pasco to receive revenue passengers for Vancouver and Portland.
②-Stops to receive revenue passengers for Vancouver and Portland.
③-No. 4 will stop at any station to receive revenue passengers for Spokane or East; also at any station East of Pasco to discharge revenue passengers from Vancouver or Portland.
④-Stops to discharge revenue passengers from Portland and Vancouver.
⑤-Stops daily except Sunday. Stops to receive passengers made only upon advance arrangements through local agents.
Stops to discharge passengers made upon application to train conductors.
⑥-Stops to discharge paying passengers from Spokane.

Time from 12.01 midnight to 12.00 noon shown in light face type; time from 12.01 noon to 12.00 midnight shown in heavy face type.

VANCOUVER-BELLINGHAM-EVERETT-SEATTLE

Read Down Read Up

Local 357 Daily	Afternoon Puget Sounder 355 Daily	Morning Puget Sounder 359 Daily	Miles	TABLE Pacific Time 90	Morning Puget Sounder 360 Daily	Afternoon Puget Sounder 358 Daily	Local 356 Daily
4 15	5 00	7 30	0	Lv Vancouver, B. C.	12 45	9 40	9 30
4 40	5 23	7 52	13	Lv New Westminster	12 22	9 16	9 02
5 05			24	" Colebrook			f 1 40
5 12		f 8 18	28	" Crescent			1 33
			29	" Ocean Park			
5 30	6 05	8 31	33	" White Rock, B. C.	11 43	8 39	1 20
			36	U. S.-Canadian Boundary			
6 02	6 20	8 42	43	Lv Blaine, Wash.	11 32	8 29	12 40
6 12			49	" Custer			12 24
6 54	6 54	9 12	58	" Ferndale			12 14
7 10			61	Lv Bellingham	10 58	7 55	12 01
7 26			71	" South Bellingham			f 11 46
7 33			75	" Samish			f 11 31
7 48	7 31	9 49	82	" Bow			f 11 26
8 03	7 38	9 57	86	Lv Burlington 86	10 20	7 10	11 15
8 12			91	" Mount Vernon	10 13	7 03	11 05
8 22			98	" Fir			f 10 45
8 31			104	" Stanwood			10 36
8 37			108	" Silvana			10 28
8 48			115	" English			10 23
9 25	8 24	10 50	122	Lv Marysville	9 17	6 10	10 00
9 33			126	Lv Everett 9			9 17
9 46			133	Lv Mukilteo			f 8 49
9 53	8 46		137	" Meadovale			f 8 38
10 14			140	" Edmonds			f 8 33
10 30	9 20	12 01	148	" Richmond Beach			f 8 26
			150	" Ballard			
			154	Lv Interbay			8 13
				Lv Seattle 9	8 15	5 10	8 00

CONNECTIONS AT PORTLAND

329	15	510	450	815	TABLE Pacific Time 92	16	20	330
7 00	9 50	5 10	4 50	8 15	Lv Portland 91	7 40	11 15	11 30
9 10	11 40	6 40	6 20	10 05	" Salem	5 55	9 28	9 48
10 20	12 25	7 11	6 51	10 50	" Albany	5 10	8 56	9 16
11 50	1 38	8 10	7 48	12 10	" Eugene	4 10	8 05	8 25
3 15					Lv Roseburg			
7 20	15 45				" Grants Pass	12 33	7 55	
8 40	17 25				" Medford	1 45	7 00	
9 10	17 44				Lv Ashland	1 09	6 20	
					Lv Crescent Lake	12 45	5 05	
					" Klamath Falls	10 05	3 10	3 35
					Lv Dunsuir	6 20	11 55	12 20
					" Dunsuir	6 00	11 30	12 10
					Lv Redding	3 50	9 45	10 25
					" Gerber	2 25	8 50	9 30
					" Davis	10 55	6 35	7 25
					" Sacramento	10 30	6 00	6 30
					" Oakland Pier	7 47	4 30	5 35
					Lv San Francisco	7 20	4 00	5 00
					Lv Los Angeles	7 30		8 00
								8 25

Train 359 connects with the eastbound streamlined Empire Builder east leaving Seattle 3:00 pm. See table 9. Train 355 connects at Everett with the eastbound Oriental Limited leaving 10:34 pm.

Trains 356 and 360 connect at Everett or Seattle with westbound Oriental Limited and westbound Empire Builder for passengers destined Vancouver, B.C., or intermediate points. See table 9.

Trains 15 and 16 routed through Davis and Sacramento and do not go via Marysville.

†Flag stop for revenue passengers.

①-Stops on flag to receive revenue passengers for Tacoma and South.

②-Stops on flag to discharge revenue passengers from Vancouver, Wash., and beyond and to receive revenue passengers for points beyond Seattle.

③-Stops to receive revenue passengers for south of Tacoma and at Sumner and Puyallup to discharge revenue passengers from Seattle.

④-Connects with G. N. Train No. 1 "Empire Builder" and No. 3 Oriental Limited from the East. See Table 9.

⑤-Connects at Seattle with G. N. Train No. 4 "Oriental Limited" to Spokane, Minneapolis, St. Paul, Chicago and East. See Table 9.

⑥-Stops on flag to receive revenue passengers for Vancouver, Wash., and beyond and to discharge revenue passengers from Tacoma and beyond.

⑦-Stops on flag to receive revenue passengers for Tacoma and Seattle and to discharge revenue passengers from Vancouver, Wash., and beyond.

⑧-Stops on flag for revenue passengers to or from Tacoma or Portland and beyond.

⑨-Stops to detain passengers from Portland and beyond.

Ⓐ-Longview is reached by bus from Kelso.

*-Connection via Pacific Greyhound to or from Sacramento.

Ⓦ-Direct train via Sacramento and Valley Line.

Ⓝ-Stops on signal to discharge revenue passengers from Davis or beyond.

Ⓩ-San Joaquin Daylight via Valley Line, change at Martinez. Streamliner Coach seats reserved in advance south of Martinez.

†Via connecting train. ‡Via connecting bus.

⑩-Except Sundays and Holidays. Sundays and Holidays arrive Oakland Pier 10:25 pm., San Francisco 10:50 pm.

‡Restaurant in station.

⑪-Connects at Everett with train No. 4, the "Oriental Limited," to Wenatchee, Spokane and points east. See Table 9.

⑫-Connects at either Seattle or Everett with train No. 1, the "Empire Builder," and No. 3, the "Oriental Limited," from Spokane and points East. See Table 9.

⑬-Stops to discharge revenue passengers from points North of Everett.

⑭-Stops on flag to take paying passengers for Seattle and beyond, and to let off paying passengers from Tacoma and points south.

⑮-Stops on flag to take paying passengers for Vancouver, Washington and beyond, and to let off paying passengers from points beyond Seattle.

SEATTLE-TACOMA-PORTLAND

402 Daily	458 Daily	408 Daily	460 Daily	Mls.	TABLE Pacific Time 91	457 Daily	407 Daily	459 Daily	401 Daily
11 30		12 25	8 20	0	Lv Seattle (King St. Sta.)				
					9-90			4 10	9 00
					Lv Seattle (Union Sta.)			2 15	
					" Kent			4 45	
					" Auburn			4 37	
					" Summer			4 17	
					" Puyallup			4 13	
					Lv Tacoma 9	1 07	3 15	8 00	5 20
					Lv Tacoma	12 57	3 11	7 50	5 00
					" Sixth Avenue				4 38
					" Steelacoom				4 25
					" Ketrone				4 10
					" Nisqually				4 07
					" East Olympia	12 09	2 24		3 32
					" Bucoda				3 20
					Lv Centralia	11 39	2 00	6 37	3 10
					Lv Centralia	11 34	2 00	6 37	2 55
					" Chehalis	11 27	1 46	6 27	2 43
					" Napavine				2 21
					" Winlock				2 07
					" Vader				1 54
					" Castle Rock				1 40
					" Ostrander				1 27
					" Kelso-Longview A	10 25	1 05	5 40	1 22
					" Kalama				12 49
					" Woodland				12 30
					" Ridgefield				12 18
					Lv Vancouver, Wash. 78	9 27	12 22	4 55	11 57
					Lv Vancouver, Wash. 78	9 26	12 22	4 51	11 51
					Wash.-Ore. State Line				
					" No. Portland,				
					" Ore. 78				
					" East St. Johns 78				
					Lv Portland 8-78-92	9 00	12 01	4 30	11 30

Tickets reading G. N., N. P. or U. P. railroads are interchangeable on all trains to any point between Seattle and Portland, inclusive. Passengers using optional routes should recheck their baggage, otherwise it may be subject to delay. See page 34 for equipment.

The RAILROAD HOUR

WORLD'S GREAT MUSICAL COMEDIES
by Radio



ABC NETWORK Monday Nights

8 to 8:45 Eastern, Mountain and Pacific Standard Time
7 to 7:45 Central Standard Time
Presented by the AMERICAN RAILROADS

the PUGET SOUNDERS
Fast daily morning and afternoon trains between
Seattle and Vancouver, B. C.

Time from 12:01 midnight to 12:00 noon shown in light face type; time from 12:01 noon to 12:00 midnight shown in heavy face type.

GREAT NORTHERN RAILWAY

EQUIPMENT BETWEEN SEATTLE AND PORTLAND

SOUTHBOUND

(All regularly assigned cars are Air-Conditioned)

Train No. 402—Daily, Seattle, Tacoma, Portland. (Leaves Seattle from King St. Station.)
 Pullman Standard Sleeping Cars:
 10 Sections, 1 Compartment, 1 Drawing Room... Seattle to Portland (48).
 10 Sections, 2 Compartments, 1 Drawing Room... Seattle to San Francisco (SP No. 19 from Portland) (197).
 12 Sections, 1 Drawing Room... Tacoma to Portland (21).
 Coaches... Seattle, Tacoma, Portland.
 (Sleeping cars are ready for occupancy at 9:30 P. M. and may be occupied on arrival at Portland until 7:30 A. M.)

Train No. 408—Daily, Seattle, Tacoma, Portland. (Leaves Seattle from King St. Station.)
 Pullman Standard Sleeping Cars:
 Sections, Double Bedrooms, Compartments and Drawing Rooms.... Seattle to San Francisco 4 cars (110-1-2-3)(SP No. 11 from Portland.)
 Parlor Car... Seattle, Portland (N. P. Car) (75).
 Dining Car... Seattle, Portland.
 Coaches... Seattle, Portland.

Train No. 458—Daily, Seattle, Tacoma, Portland. (Leaves Seattle from Union Station.)
 Pullman Standard Sleeping Cars:
 10 Sections, 2 Compartments, 1 Drawing Room... Seattle to Los Angeles (SP No. 15 from Portland) (156).
 Parlor Car... Seattle, Portland (U. P. Car) (No. 3).
 Dining Car... Seattle, Portland.
 Coaches... Seattle, Portland.

Train No. 460—Daily, Seattle, Tacoma, Portland. (Leaves Seattle from King St. Station.)
 (Connects at Seattle with G. N. Train No. 1 "Empire Builder" and No. 3 "Oriental Limited" from the East.)
 Parlor Car... Seattle, Portland (G. N. Car) (8).
 Dining Car... Seattle, Portland.
 Coaches... Seattle, Portland.

NORTHBOUND

(All regularly assigned cars are Air-Conditioned)

Train No. 401—Daily, Portland, Tacoma, Seattle. (Arrives King St. Station, Seattle.)
 Pullman Standard Sleeping Cars:
 10 Sections, 1 Compartment, 1 Drawing Room... Portland to Seattle (48).
 12 Sections, 1 Drawing Room... Portland to Tacoma (21).
 10 Sections, 2 Compartments, 1 Drawing Room... San Francisco to Seattle (SP No. 20 to Portland) (207).
 Coaches... Portland, Tacoma, Seattle.
 (Sleeping cars are ready for occupancy at 9:30 P. M. and may be occupied on arrival at Seattle until 8:00 A. M.)
Train No. 407—Daily, Portland, Tacoma, Seattle. (Arrives King St. Station, Seattle.)
 Pullman Standard Sleeping Cars:
 Sections, Double Bedrooms, Compartments and Drawing Rooms.... San Francisco to Seattle, 4 cars (120-1-2-3) (SP No. 12 to Portland.)
 Parlor Car... Portland, Seattle (N. P. Car) (75).
 Dining Car... Portland, Seattle.
 Coaches... Portland, Seattle.

Train No. 457—Daily, Portland, Tacoma, Seattle. (Arrives Union Station, Seattle.)
 (Connects at Seattle with G. N. Train No. 2 "Empire Builder" for Spokane, Minneapolis, St. Paul, Chicago and East.)
 Pullman Standard Sleeping Cars:
 10 Sections, 2 Compartments, 1 Drawing Room... Los Angeles to Seattle (SP No. 16 to Portland) (596).
 Parlor Car... Portland, Seattle (U. P. Car) No. 3.
 Dining Car... Portland, Seattle.
 Coaches... Portland, Seattle.

Train No. 459—Daily, Portland, Tacoma, Seattle. (Arrives King St. Station, Seattle.)
 (Connects at Seattle with G. N. Train No. 4 "Oriental Limited" for Spokane, Minneapolis, St. Paul, Chicago and East.)
 Parlor Car... Portland, Seattle (G. N. Car) (8).
 Dining Car... Portland, Seattle.
 Coaches... Portland, Seattle.

Afternoon Puget Sounder	Morning Puget Sounder	Puget Sound Nav.	Can. Pac. S. S. Co.	Vancouver—Victoria—Seattle		Can. Pac. S. S. Co.	Puget Sound Nav.	Afternoon Puget Sounder	Morning Puget Sounder
355 Daily	359 Daily	Daily	Daily	Daily		Daily	Daily	358 Daily	360 Daily
5 00	7 30			Lv Vancouver, B. C.	Ar	6 35			
		11 15		Ar Victoria, B. C.	Lv	1 35			
		12 30		Lv Victoria, B. C.	Ar	12 50			
		1 10		Ar Port Angeles.	Lv		9 00		
		3 35		Lv Port Angeles.	Ar		7 30		
		6 15		Lv Port Townsend.	Lv		5 15		
9 20	12 01		9 30	Lv Port Angeles.	Ar		9 30		
				Ar Seattle, Wash.	Lv	7 50	11 45	5 10	8 15

How to reach points of commercial importance contiguous to Seattle and Tacoma.

OLYMPIA, WASH. » » »

(State Capitol) Reached from Seattle or Tacoma by rail or stage.

BREMERTON, WASH. » » »

(Frequent daily service)

Reached from Seattle by boat.

CONNECTIONS AT DULUTH

DULUTH, SOUTHSHORE & ATLANTIC R.R.

Read Down		Read Up	
Ex. Sat.	Mls.		
8 15	0	Lv Duluth	Ar 15 40
8 45	7	Ar Superior	Lv 5 05
10 26	46	Ar Iron River	Lv 3 30
11 55	75	Ar Ashland	Lv 12 30
5 20	218	Ar Nestoria	Lv 8 15
7 12	235	Ar L'Anse	Lv 6 28
8 20		Ar Houghton	Lv 5 15
9 10		Ar Calumet	Lv 4 50
5 35	226	Ar Michigamme	Lv 18 00
6 38	249	Ar Ishpeming	Lv 6 57
7 00	252	Ar Negaunee	Lv 6 40
17 30	264	Ar Marquette	Lv 6 10

DULUTH, MISSABE & IRON RANGE RY.

Read Down		Read Up	
1 Daily		2 Daily	
8 20	Lv Duluth	Ar	4 10
10 57	Ar Calumet	Lv	1 26
11 20	Ar Coleraine	Lv	1 05
11 22	Ar Virginia	Lv	1 05
11 00	Ar Eveleth	Lv	1 41
11 20	Ar Buhl	Lv	11 20
11 34	Ar Chisholm	Lv	1 10
11 38	Ar Hibbing	Lv	1 15

CANADIAN NATIONAL RAILWAYS

19-1 Ex. Sun.	Mls.		2-20 Ex. Sat.
PM			AM
17 15	0	Lv Duluth	Ar 19 05
		(C. N. Rys.)	
10 00	78	Ar Virginia	Lv 6 25
1 35	173	Ar Fort Frances	Lv 3 00
19 45	381	Ar Winnipeg	Lv 16 30

†Daily except Sunday.

‡Daily except Saturday.

§Daily except Monday.

CONNECTIONS AT MINNEAPOLIS AND ST. PAUL

CHICAGO, ROCK ISLAND & PACIFIC R. R.

561-62	507 * Rocket	15	17		16	18	508 * Rocket	9-63 508	61-562
5 00	12 01	7 30	10 35	Lv Minneapolis	Ar	2 30	8 25	6 15	7 30
5 30	12 25	8 15	11 25	Ar St. Paul	Lv	1 40	7 45	5 45	6 55
5 55				Ar Chicago	Lv				1 00
7 45				Ar St. Louis	Lv				11 30
	4 58	2 20	6 55	Ar Des Moines	Lv	6 50	1 25	1 05	
			12 53	Ar Excelsior Springs	Lv	12 33			
	9 15	7 50	2 05	Ar Kansas City	Lv	11 45	8 15	9 00	
	7 50			Ar Fort Worth	Lv			10 05	
	9 00			Ar Dallas	Lv			9 10	
	1 15			Ar Houston	Lv			5 00	

CHICAGO GREAT WESTERN R. R.

28-33	22-31	28-11	24-15	28-2		1-23	16-27	12-23	32-27	34-21
*8 15	*8 00	*8 15	*1 20	*8 15	Lv Minneapolis	Ar	*8 35	*7 35	*8 35	*7 50
8 50	8 45	8 50	2 00	8 50	Ar St. Paul	Lv	8 00	6 55	8 00	6 55
				4 15	Ar Dubuque	Lv	11 25			
				8 50	Ar Chicago	Lv	6 45			
		6 30	12 10		Ar Des Moines	Lv	6 40	9 10		
		11 35	5 35		Ar St. Joseph	Lv	12 45	4 10		
		2 00	7 30		Ar Kansas City	Lv	10 45	2 30		
					Ar Omaha	Lv			8 00	8 50
	*8 00		*1 20		Lv Minneapolis	Ar			*7 35	
	8 45		2 00		Ar St. Paul	Lv			6 55	
	12 45		4 30		Ar Rochester	Lv			3 15	

*Daily.

*Streamliner—Pullman, parlor car and coach accommodations. Coach seats reserved in advance.

GREAT NORTHERN RAILWAY

CONNECTIONS AT CHICAGO

Table of train connections at Chicago, including routes like Pennsylvania Railroad, New York Central, Michigan Central, and Baltimore & Ohio R.R. with departure and arrival times.

†Daily except Sunday.

dLaSalle St. Station.

ⓈExcept Saturday.

rOn Sundays arrives 11 35 P.M.

THE ORIENTAL LIMITED

Diesel Powered

COMPLETELY AIR-CONDITIONED - NO EXTRA FARE

- Economical Travel
● Comfort and Convenience

- Excellent Meals
● Spectacular Scenery

- Safe Smooth Riding
● Lowest Rail Crossing of the Rockies

Daily Between Seattle, Tacoma, Everett, Pasco, Portland, Grand Falls, Minot, Grand Forks, Fargo, Minneapolis, St. Paul and Chicago via Glacier National Park in Montana. Connections with trains to and from British Columbia and California.

Time from 12.01 midnight to 12.00 noon shown in light face type; time from 12.01 noon to 12.00 midnight shown in heavy face type.

SLEEPING CAR FARES—Continued

Sleeping car fares are compiled from Pullman Company tariffs, are published for information only, and are subject to change without notice. Sleeping and parlor car fares shown below do not include 15% U. S. Federal Tax or 15% Canadian Tax.

BETWEEN	Great Falls		Glacier Park		Spokane		Seattle-Tacoma		Portland		Vancouver, B. C.	
	Standard Lower Berth	Tourist Lower Berth	Standard Lower Berth	Tourist Lower Berth	Standard Lower Berth	Tourist Lower Berth	Standard Lower Berth	Tourist Lower Berth	Standard Lower Berth	Tourist Lower Berth	Standard Lower Berth	Tourist Lower Berth
Bellingham, Wash.	\$10.95		\$ 9.50						\$ 3.50			
Belton, Mont.	3.50				\$ 3.80	\$ 2.55	\$ 7.20	\$ 4.80	i 7.20	4.80	8.90	
Billings, Mont.	3.50		4.10		6.00		9.25		9.25		11.50	
Boston, Mass.	19.10		22.05		22.30		25.15		25.15			
Buffalo, N. Y.	16.80		18.45		19.65		22.30		22.30			
Butte, Mont.			3.50		5.35		8.35		8.90			
Chicago, Ill.	12.60		13.40	8.95	15.75	10.50	18.25	12.20	18.25	12.20	18.25	
Cincinnati, O.	15.00		16.90		17.50		20.25		20.25			
Cleveland, O.	15.00		16.90		18.25		20.80		20.80			
Cody, Wyo.	3.80		5.35									
Columbia Falls, Mont.	3.50				3.50	2.35	6.95	4.65	6.95	4.65		
Crookston, Minn.	7.75		8.35	5.60	11.15	7.45	14.20	9.50	14.20	9.50	14.20	
Denver, Colo.	c 9.50		c10.40		c12.00		c12.85		c12.85		c15.00	
Des Moines, Ia.	11.75		14.15		14.45		16.80		16.80		19.25	
Devils Lake, N. D.	6.95		7.50	5.00	10.40	6.95	13.65	9.10	13.65	9.10	13.65	
Duluth, Minn.-Superior, Wis.	10.05		10.65		13.40		15.75		15.75		15.75	
Everett, Wash.	8.35		7.20	4.80	3.80	2.55	7.45	5.95	3.50	5.95	3.50	
Fargo, N. D.-Moorhead, Minn.	7.75		8.35	5.60	11.15	7.45	14.20	9.50	14.20	9.50	14.20	
Glacier Park, Mont.	3.50				3.80	2.55	7.20	4.80	i 7.20	i 4.80	9.50	
Glasgow, Mont.	3.50		3.50	2.35	7.20	4.80	10.05	6.70	10.40	6.95	12.25	
Grand Forks, N. D.	7.50		8.35	5.60	11.15	7.45	14.20	9.50	14.20	9.50	14.20	
Great Falls, Mont.			3.50		5.35		8.35		8.90		10.95	
Havre, Mont.			3.50	2.35	5.70	3.80	8.90	5.95	8.90	5.95	10.95	
Helena, Mont.			2.35		5.35		8.35		8.90			
Kansas City, Mo.	c10.65		f12.25		g13.95		h15.75		h15.75		c16.50	
Los Angeles, Cal.	a16.25		16.25	11.75	13.65	i 9.70	i11.75	7.85	10.40	6.95		
Minot, N. D.	5.70		6.60	4.40	9.25	6.20	12.25	8.20	12.25	8.20	12.25	
New York, N. Y.	19.10		21.15		22.30		25.15		25.15			
Philadelphia, Pa.	18.50		20.60		21.70		24.30		24.30			
Pittsburgh, Pa.	16.05		17.50		18.85		21.70		21.70			
Portland, Ore.	8.90		i 7.20	i 4.80	i 4.10	i 2.75	3.50	2.35			4.10	
Sacramento, Cal.	a13.40		13.10	9.45	10.40	i 7.40	8.35	5.60	6.95	4.65		
St. Louis, Mo.	e12.60		e14.20		e15.25		e17.50		e17.50		e17.50	
St. Paul-Minneapolis, Minn.	10.05		10.65	7.10	13.40	8.95	15.75	10.50	15.75	10.50	15.75	
San Francisco, Cal.	a13.95		13.40	9.60	10.65	i 7.55	8.65	5.80	7.20	4.80		
Seattle, Wash.	8.35		7.20	4.80	4.10	2.75	4.10	3.50	2.35	3.50	2.35	
Shelby, Mont.					4.80	3.20	8.10	5.40	8.35	5.60	10.05	
Spokane, Wash.	5.35		3.80	2.55			4.10	2.75	i 4.10	2.75		
Tacoma, Wash.	8.35		7.20	4.80	4.10	2.75		3.50	3.50	2.35		
Vancouver, B. C.	10.95		9.50				3.50		4.10			
Washington, D. C.-Baltimore, Md.	18.50		20.60		21.70		24.30		24.30			
Wenatchee, Wash.	7.20		5.70	3.80	3.50	2.35	3.50	2.35	4.10	2.75		
Winnipeg, Man.												

Tourist car service available to and from Havre or Shelby only.

Tourist car service available only to and from Everett.

ⓐTo Grand Forks. ⓑTacoma, 30c less. ⓓTacoma, 20c less. e—Via Billings or St. Paul. h—Via Billings, via St. Paul \$17.50.
 ⓑTo Great Falls. ⓑTacoma, 35c higher. a—Via Portland. f—Via Billings, via St. Paul \$15.70. i—Via S. P. & S.
 ⓓTacoma, 60c less. ⓓTacoma, 40c less. c—Via Billings. g—Via Billings, via St. Paul \$15.25.

SLEEPING CAR FARES FOR UPPER BERTH IN TOURIST SLEEPING CARS

Fares quoted below do not include 15% U. S. Federal Tax or Canadian Tax of 15%

Where Lower Berth Is	Upper Berth Is	Where Lower Berth Is	Upper Berth Is	Where Lower Berth Is	Upper Berth Is	Where Lower Berth Is	Upper Berth Is	Where Lower Berth Is	Upper Berth Is	Where Lower Berth Is	Upper Berth Is	Where Lower Berth Is	Upper Berth Is	Where Lower Berth Is	Upper Berth Is	Where Lower Berth Is	Upper Berth Is	Where Lower Berth Is	Upper Berth Is
\$2.35	\$1.75	\$3.60	\$2.75	\$5.20	\$3.95	\$6.70	\$5.10	\$8.20	\$6.25	\$9.65	\$7.35	\$11.00	\$8.40	\$12.35	\$9.45	\$13.55	\$10.30	\$16.65	\$12.65
2.55	1.95	3.80	2.90	5.40	4.10	6.95	5.30	8.40	6.40	9.85	7.50	11.20	8.50	12.55	9.60	13.70	10.45	18.60	14.10
2.75	2.10	4.00	3.10	5.60	4.25	7.10	5.40	8.60	6.50	10.00	7.60	11.40	8.70	12.80	9.70	13.90	10.60		
3.00	2.30	4.40	3.35	5.95	4.55	7.45	5.70	8.95	6.80	10.35	7.90	11.70	8.90	13.10	10.05	14.35	10.95		
3.20	2.40	4.65	3.50	6.20	4.70	7.70	5.80	9.10	6.90	10.50	8.00	11.80	9.00	13.20	10.05	14.55	11.10		
3.40	2.60	5.00	3.65	6.55	4.80	7.85	6.00	9.30	7.10	10.70	8.15	12.00	9.15	13.35	10.15	16.30	12.35		
			3.80	6.55	5.00	8.00	6.10	9.50	7.20	10.85	8.25	12.20	9.25	13.40	10.20	16.50	12.50		

PARLOR CAR RATES.

Between Great Falls and Big Sandy	\$.80	St. Paul or Minneapolis and Fargo	\$1.45
Great Falls and Fort Benton	.80	St. Paul or Minneapolis and Grand Forks	2.20
Great Falls and Havre	.90	St. Paul or Minneapolis and Minot	2.85
Havre and Big Sandy	.80	Spokane and Seattle or Portland	2.20
Havre and Fort Benton	.80	Seattle and Portland	1.45
Big Sandy and Fort Benton	.80	Seattle and Vancouver	1.10
St. Paul or Minneapolis and Duluth	.80	Tacoma and Portland	1.10

RESERVE SEAT COACH RATES.

Between Havre and Butte	\$.75	Great Falls and Helena	\$.25
Havre and Helena	.50	Great Falls and Butte	.50
Havre and Great Falls	.25	Spokane and Seattle	.75
Helena and Butte	.25		

THE WINNIPEG LIMITED

Diesel Powered

Daily fast overnight service between St. Paul-Minneapolis and Winnipeg, Canada.

The GREAT NORTHERN RAILWAY offers on the Empire Builder



The Section

Lower and Upper berth

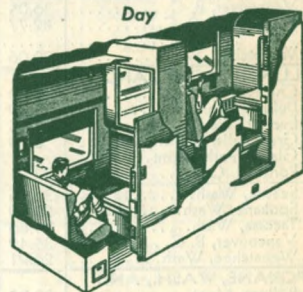
Day Streamlined Pullman section accommodations combine travel convenience and privacy, at low cost. Comfortable, restful seats and arm rests of sponge rubber, picture windows.



Night—the sleep-inviting lower and upper berths are made up with fresh pillows, immaculate sheets and soft blankets. Hangers in each keep clothing wrinkle-free.

Designed for single occupancy at only 10% more than the cost of a standard Pullman lower berth for the luxury of your own private room or office. Restful sponge rubber seats, wide view windows. Meals served in your room, if you wish.

Day

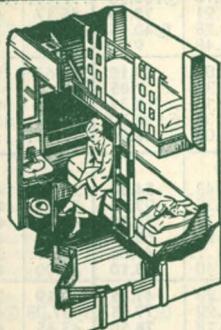


Single Duplex Roomette



Night


At night each duplex-roomette offers a comfortable 6' 5" bed, complete toilet facilities including shaver outlet, hot and cold water with ice-water on tap. Heat, light and air-controls at your fingertips.



Night

Double Bedrooms for Two

Each bedroom is designed to accommodate two persons, and contains comfortable sofa-lounge, wardrobe and complete private toilet facilities. Heat, light, air-control and ice-water at your fingertips. Roomy and inviting, with large picture window for your travel enjoyment.



Day

Connecting Double Bedrooms (for four persons). Bedrooms, with sliding partition open, provide spacious living-room containing two full-length lounge sofas and every modern convenience. Ideal for family groups. Utmost sleeping comfort in full-length beds and upper berths.



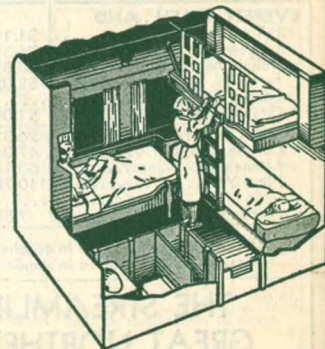
Night




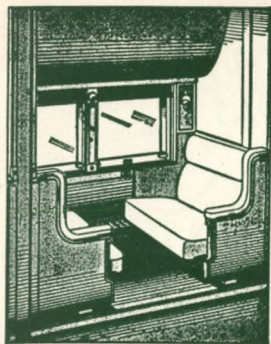
Drawing Room

Day Popular accommodations for 2 to 4 persons. Daytime arrangement includes a spacious private living room with sofa and two comfortable lounge chairs, wide view windows, individual reading lights and full length mirror.

Night Three adults, or two adults and two children can sleep comfortably in the two soft-cushioned beds and easily accessible upper berth. Toilet and lavatory completely private, in a separate adjoining room.



you a selection of fine accommodations on the Oriental Limited




The Section

Lower and Upper berths

Day Most popular for day and night travel comfort at economical cost. Reserved upper, or lower; each entitles you to a spacious lounge seat by day.


Night Restful sleep is yours in both upper and lower berth. Individual reading light and heat control; adequate room for hanging garments.



Night

Double Bedrooms for Two

Each bedroom is designed to accommodate two persons, and contains comfortable sofa-lounge, wardrobe and complete private toilet facilities. Heat, light, air-control and ice-water at your fingertips. Roomy and inviting, with large picture window for your travel enjoyment.




Day

Connecting Double Bedrooms (for four persons). Bedrooms, with sliding partition open, provide spacious living-room containing two full-length lounge sofas and every modern convenience. Ideal for family groups. Utmost sleeping comfort in full-length beds and upper berths.

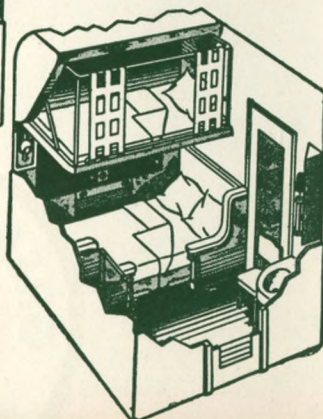


Night



Compartment

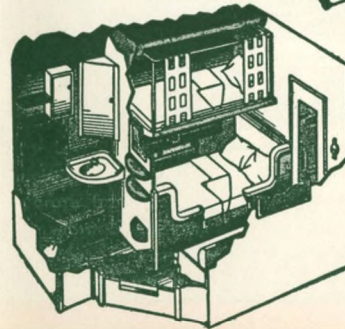

Day For day use, a pleasant, attractive room with two comfortable lounge seats. Meets the needs of family travel adequately. Toilet and lavatory within each compartment.



Night—lounge seats become a wide full-length bed with berth above. Remaining space, with full-length door mirror, is designed to facilitate dressing in utmost comfort.

Drawing Room

Day Lavatory and toilet adjoin, but are entirely separate from the living room with its double lounge and sofa. This arrangement provides a maximum amount of space for truly deluxe travel.



Night Sofa, lower and upper berth become soft, restful beds accommodating up to 4 persons. Yet privacy, and room for dressing, are assured by toilet and lavatory in a separate room.

SEE the "Land of Shining Mountains"



CRUISE on pine-ringed turquoise lakes



FISH in glacier-fed lakes and streams



RIDE horseback on mountain trails



FOOD is superb



Enjoy...

these attractions on your 1949 vacation. Start planning now. Consult Great Northern travel agents in principal cities for information on 1, 2 and 3-day all-expense stop-off tours.

PHOTO Blackfeet Indians, mountain goats



GOLF on sporty courses



TOUR in open-top motor coaches



Glacier
National Park

HIKE to mountain-top chalets



All these and a thousand other thrills in this great unspoiled mountain playground



in Montana, on the main line of **GREAT NORTHERN**