



**LOWELL THOMAS  
FAMOUS WORLD TRAVELER**

**"These wonders can be seen  
only in Washington"**

"At the top of the famous Monument, there unfolds a breath-taking view—with the historic Potomac and the whole city at your feet . . . Across the Tidal Basin is the Jefferson Memorial—a glorious tribute to a great American . . . Among the priceless exhibits in the Library of Congress is the original Gutenberg Bible—the first book printed with movable type . . . And at the fascinating F.B.I. laboratories, you see weapons captured from notorious criminals, and exhibitions of marksmanship that make you glad to be on the law's side! . . .

"Of course, that's barely opening the door of the Washington treasure house. You'll enjoy getting farther into it through the Travel Guide offered below. Then *visit* Washington; *that* is best of all!"


*Lowell Thomas*

**TO MAKE THE MOST OF YOUR TRIP TO WASHINGTON**

start it on a Baltimore & Ohio train. For the B&O offers the pleasant, comfortable kind of travel that makes a holiday complete. And to the pleasures of Washington itself—described so enthusiastically by Lowell Thomas—you'll add the delicious food and friendly courtesies you discover on the B&O.

**FREE FOLDER:** For where to go — what to see in Washington. Interesting, illustrated, informative. For your copy ask your nearest B&O Passenger Representative or write:

**ADVERTISING DEPARTMENT  
BALTIMORE & OHIO RAILROAD  
Baltimore and Charles Sts., Baltimore 1, Md.**



*Jefferson Memorial*



*Washington Monument*



*Mount Vernon*

**B&O is the only railroad  
between the East and the  
West, passing directly  
through Washington**

## IMPORTANT

This folder contains important train schedule changes, effective April 29, 1951. Patrons will please consult time-tables for exact train service effective with this new schedule.

All previous issues should be discarded.

## SUGGESTIONS TO HELP YOU READ THIS TIME TABLE

All schedule tables in the folder have table numbers. First, locate the point you are going to in the Alphabetical Index, on pages 39 to 42. Then turn to the table number shown in the index. Here you will find the train schedules to and from your destination.

In most of the tables the station names appear in the center of table. In these cases the schedules on the left should be read down (from top to bottom). The schedules on the right should be read up (from bottom to top).

Your particular attention is called to the symbols appearing opposite some schedule figures. They are important. They indicate exceptions and should be checked carefully with the explanation

under Reference Notes at the bottom of each page.

The term "Holidays," referred to in some reference notes, includes New Year's Day, Washington's Birthday, Memorial Day, Fourth of July, Labor Day, Thanksgiving and Christmas, except as otherwise noted.

Time from 12.01 A. M. to 12.00 noon, inclusive, is shown in LIGHT face type. Time from 12.01 P. M. to 12.00 midnight, inclusive, is shown in DARK face type. Branch line service is indicated by *italic* type.

We suggest that you study the B&O System map on pages 22 and 23. It may help you in planning your trip.

All Schedules shown are based on Standard Time.

Daylight Saving Time, In Cities where in effect, is one hour later than Standard.

## GENERAL INDEX

	Page
Baggage Information.....	33
Condensed Schedules of Through Passenger Trains.....	4 to 9
Complete Passenger Train Schedules.....	12 to 27
Equipment—Pullman, Coach and Dining Car Service.....	10 and 11
General Information.....	32
Map of Baltimore and Ohio System.....	22 and 23

	Page
Principal Rivers along B & O Main Lines.....	42
Rail and Pullman Fares.....	34 and 35
Station Index.....	39 to 42
Ticket Offices and Passenger Terminals.....	38
Traffic Officers and Representatives.....	36 to 38
West Virginia Motor Coach Schedules.....	30 and 31

## INDEX OF TRAIN SERVICE BETWEEN PRINCIPAL CITIES

Between	And	Table
AKRON, OHIO.....	New York, Philadelphia, Baltimore, Washington, Pittsburgh, Detroit, Chicago.....	1, 2, 25, 26 36

BALTIMORE, MD.....	Pittsburgh, Youngstown, Akron, Cleveland, Toledo, Detroit and Chicago.....	1, 2, 25, 26
	Parkersburg, Cincinnati, Louisville, St. Louis.....	1, 2, 27, 28
	Cleveland, Toledo, Detroit.....	4
	Cincinnati, Indianapolis.....	5
	New York, Philadelphia, Wilmington.....	10, 11
	Washington.....	13
	Wheeling, Newark, Columbus.....	3

CHICAGO, ILL.....	Akron, Youngstown, Pittsburgh, Washington, Baltimore, Philadelphia, New York.....	1, 2, 25, 26 37
	Newark, Zanesville, Wheeling.....	37

CINCINNATI, OHIO.....	New York, Philadelphia, Baltimore, Washington, Louisville, St. Louis.....	1, 2, 27, 28
	North Vernon, Vincennes, St. Louis.....	29
	Toledo, Detroit, Louisville.....	7, 30
	Columbus, Newark, Wheeling, Pittsburgh.....	35
	Memphis.....	Page 3

CLEVELAND, OHIO.....	New York, Philadelphia, Baltimore, Washington, Pittsburgh.....	1, 2, 25, 26
	Baltimore, Washington, Pittsburgh.....	4
	Akron, Wheeling.....	36

COLUMBUS, OHIO.....	New York, Philadelphia, Baltimore, Washington, Wheeling, Pittsburgh, Wheeling, Newark, Cincinnati.....	3 6, 35
------------------------	--	------------

Between	And	Table
DAYTON, OHIO.....	New York, Philadelphia, Baltimore, Washington, Cincinnati, St. Louis.....	1, 2
	Cincinnati, Detroit, Deshler, Hamilton, Louisville, North Vernon, Toledo.....	30

DETROIT, MICH.....	New York, Philadelphia, Baltimore, Washington, Pittsburgh, Youngstown, Akron.....	1, 2, 25, 26
	Dayton, Cincinnati, Louisville.....	7, 30
	Washington, Baltimore.....	4
	Atlanta and St. Petersburg.....	Page 3

LOUISVILLE, KY.....	New York, Philadelphia, Baltimore, Washington, Cincinnati, St. Louis.....	1, 2, 27, 28
	Cincinnati, Toledo, Detroit.....	7, 30
	North Vernon, St. Louis.....	8
	Memphis.....	Page 3

PHILADELPHIA, PA.....	Pittsburgh, Youngstown, Akron, Cleveland, Toledo, Detroit, Chicago.....	1, 2, 25, 26
	Parkersburg, Cincinnati, Louisville, St. Louis.....	1, 2, 27, 28
	Wheeling, Zanesville, Newark, Columbus.....	3
	New York, Baltimore, Washington.....	10, 11

PITTSBURGH, PA.....	New York, Philadelphia, Baltimore, Washington, Akron, Cleveland, Toledo, Detroit, Chicago.....	1, 2, 25, 26
	Baltimore, Washington, Cleveland, Toledo, Detroit.....	4
	Parkersburg, Huntington, Kenova, Charleston, Hinton.....	31
	Wheeling, Newark, Columbus, Cincinnati.....	6, 35
	Buffalo, Rochester.....	19, 20

Between	And	Table
NEW YORK, N. Y.....	Philadelphia, Wilmington, Baltimore, Washington.....	10, 11
	Pittsburgh, Akron, Cleveland, Toledo, Detroit, Chicago.....	1, 2, 25, 26
	Parkersburg, Cincinnati, Louisville, St. Louis.....	1, 2, 27, 28
	Wheeling, Zanesville, Newark, Columbus.....	3

ST. LOUIS, MO.....	Washington, Baltimore, Philadelphia, New York.....	1, 2, 27, 28
	Cincinnati, North Vernon.....	29
	Columbus, Wheeling, Pittsburgh.....	6
	Louisville, North Vernon.....	8

TOLEDO, OHIO.....	New York, Philadelphia, Baltimore, Washington, Pittsburgh, Akron.....	1, 2, 25, 26
	Dayton, Cincinnati, Louisville.....	7, 30
	Atlanta and St. Petersburg.....	Page 3

WASHINGTON, D. C.....	Pittsburgh, Youngstown, Akron, Cleveland, Toledo, Detroit, Chicago.....	1, 2, 25, 26
	Parkersburg, Cincinnati, Louisville, St. Louis.....	1, 2, 27, 28
	New York, Philadelphia, Wilmington.....	10, 11
	Baltimore.....	13
	Cincinnati, Indianapolis.....	5
	Cleveland, Toledo, Detroit.....	4
	Grafton, Wheeling, Columbus.....	3
	Los Angeles, Dallas, Fort Worth, San Antonio.....	Page 3

WHEELING, W. VA.....	New York, Philadelphia, Baltimore, Washington.....	3
	Pittsburgh, Newark, Columbus, Cincinnati.....	3, 6, 35
	Newark, Willard, Chicago.....	37
	Akron, Cleveland.....	36

# DAILY THROUGH SERVICE

## To and From CALIFORNIA · TEXAS FLORIDA · TENNESSEE

### WASHINGTON-LOS ANGELES-SAN DIEGO

Through Sleeper (Sections—Roomettes—Double Bedrooms)  
The only through Pullman Service between Washington, Los Angeles and San Diego

WESTWARD (Read Down)		DAILY SCHEDULE (Standard Time)		EASTWARD (Read Up)	
B & O "Capitol Limited"	4.30 p.m.	Lv. Washington	Ar. 8.30 a.m.	B & O "Capitol Limited"	
	4.44 p.m.	Lv. Silver Spring	Ar. 8.10 a.m.		
	11.10 p.m.	Lv. Pittsburgh (P. & L. E. Station)	Ar. 1.38 a.m.		
	7.00 a.m.	Ar. Chicago (Grand Central Station)	Lv. 4.00 p.m.		
(Dearborn Station)					
Santa Fe "The Chief" Extra fare from Chicago	1.30 p.m.	Lv. Chicago	Ar. 10.30 a.m.	Santa Fe "The Chief" Extra fare to Chicago	
	10.15 p.m.	Lv. Kansas City	Ar. 1.50 a.m.		
	2.20 p.m.	Ar. Albuquerque	Lv. 8.30 a.m.		
	9.15 p.m.	Ar. Williams	Lv. 1.29 a.m.		
	4.15 a.m.	Ar. Barstow	Lv. 4.30 p.m.		
	7.55 a.m.	Ar. Pasadena	Lv. 1.00 p.m.		
Santa Fe #74	11.30 a.m.	Lv. Los Angeles	Ar. 10.30 a.m.	Santa Fe #71	
	2.15 p.m.	Ar. San Diego (Third Day)	Lv. 7.45 a.m.		

### DETROIT-ATLANTA-ST. PETERSBURG

Through Sleeper (10 Sections—2 Compl.—1 Drawing Room)

SOUTHWARD (Read Down)		DAILY SCHEDULE (Standard Time)		NORTHWARD (Read Up)	
B & O Train # 57	11.40 p.m.	Lv. Detroit (Mich. Cent. Sta.)	Ar. 7.20 a.m.	B & O Train # 58	
	1.30 a.m.	Lv. Toledo	Ar. 5.30 a.m.		
	6.55 a.m.	Ar. Cincinnati	Lv. 11.45 p.m.		
L & N Train # 33 C of Ga. Train # 32-33 ACL Train # 33-37	8.00 a.m.	Lv. Cincinnati	Ar. 9.25 p.m.	ACL Train # 38-32 C of Ga. Train # 33-32 L & N Train # 32	
	3.00 p.m.	Ar. Knoxville	Lv. 1.45 p.m.		
	7.10 p.m.	Ar. Atlanta	Lv. 9.25 a.m.		
	10.15 p.m.	Ar. Macon	Lv. 6.10 a.m.		
	8.55 a.m.	Ar. Tarpon Springs	Lv. 7.35 p.m.		
L & N Train # 33 C of Ga. Train # 32-33 ACL Train # 33-37	9.15 a.m.	Ar. Tampa	Lv. 7.35 p.m.	L & N Train # 33-32 C of Ga. Train # 33-32 L & N Train # 32	
	11.30 a.m.	Ar. Sarasota	Lv. 4.45 p.m.		
	Car to car transfer en route.				
L & N Train # 33 C of Ga. Train # 32-33 ACL Train # 33-37	9.35 a.m.	Ar. Clearwater	Lv. 7.00 p.m.	L & N Train # 33-32 C of Ga. Train # 33-32 L & N Train # 32	
	10.30 a.m.	Ar. St. Petersburg	Lv. 6.15 p.m.		

### WASHINGTON-DALLAS and FORT WORTH

Through Sleeper (14 Roomettes—4 Double Bedrooms)

WESTWARD (Read Down)		DAILY SCHEDULE (Standard Time)		EASTWARD (Read Up)	
B & O "National Limited"	6.30 p.m.	Lv. Washington	Ar. 7.05 a.m.	B & O "National Limited"	
	6.44 p.m.	Lv. Silver Spring	Ar. 6.46 a.m.		
	7.30 a.m.	Lv. Cincinnati	Ar. 6.05 p.m.		
	1.00 p.m.	Ar. St. Louis	Lv. 10.05 a.m.		
Mo. Pac.-T & P "Texas Eagle"	5.30 p.m.	Lv. St. Louis	Ar. 8.10 a.m.	T & P-Mo. Pac. "Texas Eagle"	
	12.20 a.m.	Ar. Little Rock	Lv. 1.30 a.m.		
	7.30 a.m.	Ar. Dallas	Lv. 6.15 p.m.		
	8.30 a.m.	Ar. Fort Worth	Lv. 5.15 p.m.		
(Second Morning)					

### WASHINGTON-DALLAS and SAN ANTONIO

Through Sleeper (14 Roomettes—4 Double Bedrooms)

WESTWARD (Read Down)		DAILY SCHEDULE (Standard Time)		EASTWARD (Read Up)	
B & O "National Limited"	6.30 p.m.	Lv. Washington	Ar. 7.05 a.m.	B & O "National Limited"	
	6.44 p.m.	Lv. Silver Spring	Ar. 6.46 a.m.		
	7.30 a.m.	Lv. Cincinnati	Ar. 6.05 p.m.		
	1.00 p.m.	Ar. St. Louis	Lv. 10.05 a.m.		
Frisco-M.K.T. "Texas Special"	5.30 p.m.	Lv. St. Louis	Ar. 8.10 a.m.	M.K.T.-Frisco "Texas Special"	
	5.05 a.m.	Ar. Denison	Lv. 8.35 p.m.		
	7.30 a.m.	Ar. Dallas	Lv. 6.10 p.m.		
	1.55 p.m.	Ar. San Antonio (Second Day)	Lv. 12.01 p.m.		
Frisco-M.K.T. "Texas Special"	6.20 a.m.	Lv. Denison*	Ar. 7.45 p.m.	M.K.T.-Frisco "Texas Special"	
	8.45 a.m.	Ar. Fort Worth	Lv. 5.10 p.m.		
*Car to car transfer at Denison					

### CINCINNATI-MEMPHIS

Through Sleeper (10 Sections—1 Compartment—1 Drawing Room)


SOUTHWARD (Read Down)		DAILY SCHEDULE (Standard Time)		NORTHWARD (Read Up)	
B & O Train # 63	6.30 p.m.	Lv. Cincinnati	Ar. 12.30 p.m.	B & O Train # 64	
	8.50 p.m.	Ar. Louisville	Lv. 8.20 a.m.		
	Car to car transfer en route.				
Ill. Cent. Train # 103-15	9.10 p.m.	Lv. Louisville	Ar. 7.30 a.m.	Ill. Cent. Train # 4-104	
	7.05 a.m.	Ar. Memphis	Lv. 7:45 p.m.		

# 8 FINE FEATURE TRAINS

NEW YORK • PHILADELPHIA • BALTIMORE  
WASHINGTON • PITTSBURGH • CHICAGO

## The CAPITOL LIMITED

Diesel-Electric—All Pullman with Strata-Dome  
west of Washington



A wide choice of sleeping accommodations. Roomettes, Double Bedrooms, Drawing Rooms, Sections. Comfortable Lounges and Observation Lounge Cars. Train Secretary.

WESTWARD (Read down)	STANDARD TIME	EASTWARD (Read up)
11.05 AM	Lv. New York (42nd St. Sta.)	Ar. 1.50 PM
1.34 PM	Lv. Philadelphia	Ar. 11.26 AM
3.18 PM	Lv. Baltimore	Ar. 9.38 AM
4.30 PM	Lv. Washington (Union Sta.)	Ar. 8.30 AM
11.10 PM	Lv. Pittsburgh (P. & L. E. Sta.)	Lv. 1.40 AM
7.00 AM	Ar. Chicago (Grand Cent. Sta.)	Lv. 4.00 PM

WASHINGTON • PITTSBURGH • CHICAGO

Through Service to and from

NEW YORK • PHILADELPHIA • BALTIMORE

## The NEW COLUMBIAN

Diesel-Electric—Strata-Dome Coach Streamliner




Deluxe coaches with "Sleepy Hollow" Reclining Seats (may be reserved in advance without charge); Coffee Shoppe Car, Observation Lounge Car. Stewardess.

WESTWARD (Read down)	STANDARD TIME	EASTWARD (Read up)
11.05 AM	Lv. New York (42nd St. Sta.)	Ar. 1.50 PM
1.34 PM	Lv. Philadelphia	Ar. 11.26 AM
3.18 PM	Lv. Baltimore	Ar. 9.38 AM
4.40 PM	Lv. Washington (Union Sta.)	Ar. 8.15 AM
11.30 PM	Lv. Pittsburgh (P. & L. E. Sta.)	Lv. 1.30 AM
7.20 AM	Ar. Chicago (Grand Cent. Sta.)	Lv. 3.40 PM

BALTIMORE • WASHINGTON • PITTSBURGH  
AKRON • TOLEDO • DETROIT

## The AMBASSADOR

Diesel-Electric—Pullman and Coach



Modern sleepers offer a choice of Roomettes, Drawing Rooms, Bedrooms, Compartments or Sections. Reclining Seat Coach and Lounge Cars.

WESTWARD (Read down)	STANDARD TIME	EASTWARD (Read up)
4.45 PM	Lv. Baltimore (Camden Sta.)	Ar. 8.50 AM
5.50 PM	Lv. Washington (Union Sta.)	Ar. 7.50 AM
12.51 AM	Ar. Pittsburgh (P. & L. E. Sta.)	Lv. 12.45 AM
3.10 AM	Ar. Akron (Union Sta.)	Lv. 9.55 PM
6.30 AM	Ar. Toledo (Union Sta.)	Lv. 6.40 PM
7.50 AM	Ar. Detroit (Mich. Cent. Sta.)	Lv. 5.20 PM

Connections Via New York Central, to and from Ann Arbor, Jackson, Battle Creek, Kalamazoo, Niles, Saginaw and Bay City.

NEW YORK • PHILADELPHIA • BALTIMORE  
WASHINGTON • PITTSBURGH • CHICAGO

## The SHENANDOAH

Diesel-Electric—Pullman and Coach  
Strata-Dome west of Washington\*



Comfortable Sleepers with Bedroom, Roomettes, Compartments, Drawing Rooms and Sections. Reclining Seat Coach—Lounge. Stewardess.

WESTWARD (Read down)	STANDARD TIME	EASTWARD (Read up)
5.15 PM	Lv. New York (42nd St. Sta.)	Ar. 8.45 PM
7.42 PM	Lv. Philadelphia	Ar. 6.26 PM
9.22 PM	Lv. Baltimore	Ar. 4.38 PM
10.50 PM	Lv. Washington	Ar. 3.35 PM
6.00 AM	Ar. Pittsburgh (P. & L. E. Sta.)	Lv. 8.25 AM
8.53 AM	Ar. Akron (Union Sta.)	Lv. 5.35 AM
2.35 PM	Ar. Chicago (Grand Cent. Sta.)	Lv. 10.15 PM

\*Strata-Dome Car operates on The Shenandoah Westbound on odd dates leaving Washington, except 31st. Eastbound on even dates leaving Chicago. Available to Pullman Passengers only.

# FOR YOUR CONVENIENCE

NEW YORK • PHILADELPHIA • BALTIMORE  
WASHINGTON • CINCINNATI • LOUISVILLE • ST. LOUIS

## The NATIONAL LIMITED

Diesel-Electric Streamliner—Pullman and Coach



Choose the sleeping accommodation that suits you best—Roomettes, Double Bedrooms, Compartments, Drawing Room and Sections. Individual Reclining Coach Seats; Observation-Lounge Car. Stewardess.

WESTWARD (Read down)	STANDARD TIME	EASTWARD (Read up)
1.15 PM	Lv. New York (42nd St. Sta.)	Ar. 12.20 PM
3.42 PM	Lv. Philadelphia	Ar. 9.53 AM
5.16 PM	Lv. Baltimore	Ar. 8.08 AM
6.30 PM	Lv. Washington	Ar. 7.05 AM
7.15 AM	Ar. Cincinnati	Lv. 6.25 PM
10.05 AM	Ar. Louisville	Lv. 1.55 PM
1.00 PM	Ar. St. Louis	Lv. 10.05 AM

NEW YORK • PHILADELPHIA • BALTIMORE  
WASHINGTON • CINCINNATI • LOUISVILLE • ST. LOUIS

## The DIPLOMAT

Diesel-Electric—Pullman and Coach



Sleeping accommodations to suit everyone—Roomettes†, Double Bedrooms, Drawing Rooms and Sections. Reclining Seat Coaches, Lounge Car. Stewardess.


WESTWARD (Read down)	STANDARD TIME	EASTWARD (Read up)
4.05 PM	Lv. New York (42nd St. Sta.)	Ar. 3.10 PM
6.38 PM	Lv. Philadelphia	Ar. 12.34 PM
8.17 PM	Lv. Baltimore	Ar. 10.53 AM
9.30 PM	Lv. Washington	Ar. 9.50 AM
9.55 AM	Ar. Cincinnati	Lv. 9.25 PM
12.15 PM	Ar. Louisville	Lv. 5.00 PM
4:15 PM	Ar. St. Louis	Lv. 1.10 PM

†Roomettes, westbound only.

CINCINNATI • DAYTON • TOLEDO • DETROIT

## The CINCINNATIAN

DeLuxe Coach Streamliner



Colorful Coaches with "Sleepy Hollow" Reclining Seats; Observation Lounge-Diner; Coffee Shoppe Car. Stewardess.

NORTHWARD (Read down)	STANDARD TIME	SOUTHWARD (Read up)
12.50 PM	Lv. Cincinnati	Ar. 9.00 PM
2.15 PM	Lv. Dayton	Ar. 7.30 PM
5.15 PM	Ar. Toledo	Lv. 4.30 PM
6.40 PM	Ar. Detroit (Mich. Cent. Sta.)	Lv. 3.10 PM

NEW YORK • PHILADELPHIA • WILMINGTON  
BALTIMORE • WASHINGTON

## The ROYAL BLUE

Diesel-Electric—DeLuxe Streamliner



Individual Reclining Coach Seats (may be reserved in advance without charge); Observation Car (with Cafe Lounge); Parlor Car; Diner; Coffee Shoppe Car. Public Telephone and Stewardess Service.

WESTWARD (Read down)	STANDARD TIME	EASTWARD (Read up)
7.45 AM	Lv. New York (42nd St. Sta.)	Ar. 7.15 PM
10.10 AM	Lv. Philadelphia	Ar. 4.58 PM
10.35 AM	Lv. Wilmington	Ar. 4.30 PM
11.38 AM	Ar. Baltimore	Lv. 3.23 PM
12.30 PM	Ar. Washington	Lv. 2.45 PM



# CONDENSED SCHEDULES OF THROUGH TRAINS



All schedules are based on Standard Time. Daylight Time, in Cities where in effect, is one hour later than Standard.

## Table 1 New York, Philadelphia, Baltimore, Washington to Pittsburgh, Cleveland, Toledo, Detroit, Chicago

Miles	Westward New York to Chicago	Wash- ington 21 Daily	Chicago Express 27 Daily	The Capitol Limited 5 Daily	The Colum- bian 5 25 Daily	The Ambas- sador 5 19 Daily	Cleve. Night Express 523 17 Daily	The Shenna- doah 7 Daily
	(EASTERN STANDARD TIME)	AM	AM	AM	AM	Note 4 AM	Note 4 PM	PM
	<b>NEW YORK</b> Lv 42ND STREET STATION... (Opposite Grand Central Terminal) Vanderbilt Hotel (34th & Park) Wanamaker's—4th Ave. & 9th St.		7.45	11.05	11.05	11.05	3.10	5.15
	<b>Columbus Circle Station</b> Hotel Lincoln Hotel New Yorker		7.50	11.10	11.10	11.10	3.15	5.20
	<b>Rockefeller Center Station</b> (49th St. and Rockefeller Plaza) Hotels Taft and Victoria		7.40	11.00	11.00	11.00	3.05	5.10
	McAlpin Hotel Statler Hotel Hotel Governor Clinton		7.45	11.05	11.05	11.05	3.10	5.15
	<b>Brooklyn Station</b> (Eagle Bldg.) <b>Liberty St. Station</b>		7.50	11.10	11.10	11.10	3.15	5.20
0.0	Lv <b>Jersey City Terminal</b> .....		8.15	11.35	11.35	11.35	3.45	5.45
11.5	Elizabeth.....		8.30	11.50	11.50	11.50	4.00	6.00
23.0	Plainfield.....		d8.46	12d06	12d06	12d06	d4.16	d6.16
83.1	Wayne Junction.....		d8.59	12d20	12d20	12d20	d4.30	d6.30
90.9	Ar <b>Philadelphia</b> .....		9.54	1.15	1.15	1.15	5.25	7.25
	Lv <b>Philadelphia</b> .....		10.09	1.30	1.30	1.30	5.40	7.40
102.8	Chester.....		10.10	1.34	1.34	1.34	5.41	7.42
115.9	<b>Wilmingon</b> .....		10.35	1.49	1.49	1.49	6.06	8.10
128.1	Newark.....			2.03	2.03	2.03	6.06	8.10
154.3	Aberdeen.....			f2.42	f2.42	f2.42	f7.55	f8.48
185.3	<b>Baltimore</b> (Mt. Royal Sta.).....		*8.00	11.38	3.18	3.18	7.12	9.22
186.8	Ar <b>Baltimore</b> (Camden Sta.).....		8.05	11.43	3.23	3.23	7.17	9.27
186.8	Lv <b>Baltimore</b> (Camden Sta.).....		8.05	11.45	3.25	3.25	7.30	9.30
223.6	Ar <b>WASHINGTON</b> .....		8.50	12.30	4.10	4.10	5.35	8.15
223.6	Lv <b>WASHINGTON</b> .....		9.05	1.15	4.30	4.40	5.50	8.30
230.5	Silver Spring.....		9.18	1.29	4.44	4.54	6.04	8.43
278.7	Harper's Ferry.....		10.11	2.24			6.58	9.40
296.9	Martinsburg.....		10.35	2.55	g6.00	6.10	7.24	10.05
369.5	Ar <b>Cumberland</b> .....		12.10	4.34			8.58	11.35
369.5	Lv <b>Cumberland</b> .....		12.15	4.39	g7.33	7.43	9.03	11.40
406.5	Meyersdale.....		1.30	5.40	All Coach		3.02	2.00
418.3	Rockwood.....		1.55	5.58	Pull- man	Stream- liner.	3.22	2.00
461.7	Ar <b>Connellsville</b> .....		3.10	7.02			11.23	1.52
461.7	Lv <b>Connellsville</b> .....		3.15	7.07	g9.49	9.59	11.27	1.57
504.8	McKeesport.....		4.12	8.00	10g39	10.49	12.24	2.47
509.8	Braddock (P. & L. E. Sta.).....		4.22	8.10			12.24	2.47
519.6	Ar <b>Pittsburgh</b> (P. & L. E. Sta.).....		4.40	8.30	11.07	11.15	12.51	3.13
519.6	Lv <b>Pittsburgh</b> (P. & L. E. Sta.).....		5.00	8.50	11.10	11.30	12.54	3.23
566.8	New Castle.....		▼6.04	10.00			f4.24	7.26
585.1	Youngstown.....		▼6.35	10.25			4.48	7.48
638.3	Ar <b>Akron</b> (Union Station).....				1.50	3.10		8.53
638.3	Lv <b>Akron</b> (Union Station).....				1.50	3.10		8.53
641.7	<b>Akron</b> (Howard Street).....						5.52	10.05
667.7	Ar <b>Cleveland</b> (Lee Rd., Shaker Hts.).....		7.41					10.18
676.3	<b>Cleveland</b> (Union Terminal).....		7.55				7.00	11.30
638.3	Lv <b>Akron</b> (Union Station).....		11.45		1.50	3.10		8.53
712.8	Ar Willard.....		1.10		3.08	4.30		10.10
712.8	Lv Willard.....		1.30		3.13	4.35		10.15
737.0	Tiffin.....		1.57		r3.36			10.41
749.5	Fostoria.....		2.15		r3.51	x5.14		10.57
775.2	Ar <b>Deshler</b> .....		2.49		4.17			11.27
775.2	Lv <b>Deshler</b> .....		4.40		Seats Re- serv-	a6.30		f3.08
812.0	Ar <b>Toledo</b> (Union Station).....		a5.50			a6.30		a4.10
869.6	<b>Detroit</b> (Michigan Cent. Sta.).....		7.20		7.50			6.40
775.2	Lv <b>Deshler</b> .....		2.49		4.17			11.27
800.2	Defiance.....		3.19		r4.41			11.54
840.7	Ar Garrett (E. S. T.).....		4.02		4.52	5.20		12.34
840.7	Lv Garrett (C. S. T.).....		3.07		3.57	4.25		11.39
902.5	La Paz.....		4.14		n4.54	q5.22		12y36
957.7	Gary.....		5.10		t5.54	a6.14		1.30
971.8	South Chicago.....		5.30		6.14	6.34		1.50
981.5	<b>CHICAGO</b> (63rd Street).....		5.46		6.32	6.51		2.06
991.0	Ar <b>CHICAGO</b> (Gr. Cent. Sta.).....		6.15		7.00			2.35

## New York, Philadelphia, Baltimore, Washington to Cincinnati, Louisville, St. Louis

Miles	Westward New York to St. Louis	Metropo- litan Special 511 145 11	National Limited 1 Daily	The Diplo- mat 3 Daily	West Vir- ginian 7 3 Daily
	(EASTERN STANDARD TIME)	Daily PM	PM	PM	PM
	<b>NEW YORK</b> Lv 42ND STREET STATION... (Opposite Grand Central Term.) Vanderbilt Hotel (34th & Park) Wanamaker's—9th St.	11.15	1.15	4.05	5.15
	<b>Columbus Circle Station</b> Hotel Lincoln Hotel New Yorker	11.20	1.20	4.09	5.20
	<b>Rockefeller Center Sta.</b> (49th St. & Rckfir. Plaza) Hotels Taft and Victoria	10.30	1.10	4.00	5.10
	McAlpin Hotel Statler Hotel Hotel Governor Clinton	10.35	1.15	4.05	5.15
	<b>Brooklyn Sta.</b> (Eagle Bldg.) <b>Liberty St. Station</b>	10.00	1.15	4.10	5.20
0.0	Lv <b>Jersey City Terminal</b> .....	11.59	2.00	4.55	6.00
11.5	Elizabeth.....	12d17	d2.16	d5.12	d6.16
23.0	Plainfield.....	12d36	d2.30	d5.26	d6.30
83.1	Wayne Junction.....	2.03	3.25	6.21	7.25
90.9	Ar <b>Philadelphia</b> .....	2.21	3.40	6.36	7.40
102.8	Lv <b>Philadelphia</b> .....	2.28	3.42	6.38	7.42
115.9	Chester.....	2.58	4.07	7.03	8.10
128.1	<b>Wilmingon</b> .....	v3.18	m7.16		
154.3	Newark.....	f3.53	f7.42	f8.48	
185.3	<b>Baltimore</b> (Mt. Royal Sta.).....	6.40	5.16	8.17	9.22
186.8	Ar <b>Baltimore</b> (Camden Sta.).....	6.45	5.21	8.22	9.27
186.8	Lv <b>Baltimore</b> (Camden Sta.).....	6.45	5.25	8.25	9.30
223.6	Ar <b>WASHINGTON</b> .....	7.30	6.10	9.10	10.15
223.6	Lv <b>WASHINGTON</b> .....	8.00	6.30	9.30	10.25
230.5	Silver Spring.....	8.14	6.44	9.44	10.39
278.7	Harper's Ferry.....	9.21			
296.9	Martinsburg.....	10.00	8.04	11.00	12.06
369.5	Ar <b>Cumberland</b> .....	11.40			1.40
369.5	Lv <b>Cumberland</b> .....	11.50			1.50
392.8	Lv <b>Keyser</b> .....	12.25	9.57	12.50	2.25
470.9	Ar Grafton.....	3.00	12.23	3.08	5.30
470.9	Lv Grafton.....	3.07	12.28	3.13	5.45
493.6	Ar <b>Parkersburg</b> .....	3.53	1.05	3.52	6.35
574.3	Ar <b>Parkersburg</b> (Sixth St. Sta.).....	5.57	3.12	5.53	9.10
574.3	Lv <b>Parkersburg</b> (Sixth St. Sta.).....	6.10	3.15	5.57	
611.3	Athens.....	6.53	3.59	6.39	
671.6	Chillicothe.....	8.13	5.12	7.55	
757.7	Oakley.....	10.04	6.51	9.32	
762.9	Winton Place.....	10.14	7.01	9.42	
767.5	Ar <b>Cincinnati</b> (Union Term.).....	10.30	7.15	9.55	
0.0	Lv <b>Cincinnati</b> (Union Term.).....	11.45	9.30		
4.6	Winton Place.....	11.56	9.40		
24.3	Ar <b>Hamilton</b> .....	12.35	10.28		
58.0	Ar <b>Dayton</b> .....	1.16	11.15		
0.0	Lv <b>Cincinnati</b> (N.Y. Cent.).....	11.55	8.30	12.00	
108.9	Ar <b>Indianapolis</b> (C.S.T.).....	1.35	9.20	1.20	
767.5	Lv <b>Cincinnati</b> (E. S. T.).....	11.59	7.30	10.10	
838.8	Ar <b>North Vernon</b> (C. S. T.).....	12.38	7.58	10.38	
838.8	Lv <b>North Vernon</b> (C. S. T.).....		8.27	11.00	
896.4	Ar <b>Louisville</b> .....		10.05	12.15	
0.0	Lv <b>Louisville</b> .....	11.25		8.20	
57.6	Ar <b>North Vernon</b> .....	12.37		9.30	
838.8	Lv <b>North Vernon</b> .....	1.01	8.01	10.43	
893.0	Ar <b>Mitchell</b> .....	2.20	9.00	11.48	
	Lv <b>Mitchell</b> .....		9.05	2.20	
	<b>West Baden</b> .....		9.50	3.10	
	Ar <b>French Lick</b> .....		10.00	3.15	
	Lv <b>French Lick</b> .....		8.00		
	<b>West Baden</b> .....		8.05		
	Ar <b>Mitchell</b> .....		8.55		
893.0	Lv <b>Mitchell</b> .....	2.20	9.00	11.48	
955.1	Vincennes.....	4.05	10.05	12.54	
1105.6	Ar <b>ST. LOUIS</b> (Union Sta.).....	7.40	1.00	4.15	



# CONDENSED SCHEDULES OF THROUGH TRAINS



All schedules are based on Standard Time. Daylight Time, in Cities where in effect, is one hour later than Standard.

Table 2 Chicago, Detroit, Toledo, Cleveland, Pittsburgh to Washington, Baltimore, Philadelphia, New York

Miles	Eastward Chicago to New York	Wash- ington Express	Cleve- land Night Express	The Ambas- sador	The Colum- bian	Capitol Limited	The Shenan- doah	Wash- ing- tonian
		10 2 Daily	18 2 Daily	20 6 Daily	26 6 Daily	6 Daily	8 Daily	22 Daily
	(CENTRAL STANDARD TIME)	AM	Note 3 PM	Note 3 PM	PM	PM	PM	
0.0	Lv CHICAGO (Gr. Cent. Sta.)	11.00			3.40	4.00	10.15	
9.5	Ar CHICAGO (63rd Street)	11.17			3.59	4.19	10.34	
19.2	South Chicago	11.38			4.17	4.35	10.50	
33.3	Gary	12.00			4.42	5.01	11.15	
88.5	La Paz	12.14			5.33	5.48		
150.3	Ar Garrett (C. S. T.)	1.58			6.28	6.46	12.56	
150.3	Lv Garrett (E. S. T.)	3.03			7.33	7.50	2.01	
190.8	Defiance	3.56			8.10			
215.8	Ar Deshler	4.33					3.06	
0.0	Lv Detroit (Michigan Cent. Sta.)			5.20	Coach	All Pull- man	11.40	
57.6	Toledo (Union Station)			6.40	Stream- liner		1.30	
94.4	Ar Deshler						2.25	
215.8	Lv Deshler	4.33					3.06	
241.5	Fostoria	5.03		7.53	8.56	9.11		
254.0	Tiffin	5.27		8.06	9.10	9.25		
278.2	Ar Willard	5.55		8.33	9.40	9.55	4.17	
278.2	Lv Willard	6.02		8.38	9.45	10.00	4.22	
352.7	Ar Akron (Union Station)	7.30		9.55	10.57	11.15	5.35	AM
0.0	Lv Cleveland (Union Terminal)	7.53	8.45		Seats Re- served		6.55	7.15
8.6	Cleveland (Lee Rd., Shaker Hts.)							7.32
34.6	Ar Akron (Howard Street)	7.45	9.46					
352.7	Lv Akron (Union Station)	7.30		9.55	10.57	11.15	5.35	
405.9	Youngstown	8.30	10.45	11.55	11.54	12.10	6.35	7.37
424.2	New Castle	8.55		12.10	12.18		6.58	7.01
471.4	Ar Pittsburgh (P. & L. E. Sta.)	10.08	12.16	12.33	1.26	1.38	8.05	9.55
471.4	Lv Pittsburgh (P. & L. E. Sta.)	10.35	12.29	12.45	1.30	1.40	8.25	10.30
481.2	Braddock (P. & L. E. Sta.)	10.53					8.41	10.48
486.2	McKeesport	11.05	12.55	1#11	1.56	2.08	8.55	10.59
529.3	Ar Connellsville	12.05	1.49	2.07	2.50		9.48	11.54
529.3	Lv Connellsville	12.15	1.54	2.10	2.53		9.56	11.59
572.7	Rockwood	1.23					10.57	1.02
584.5	Meyersdale	1.48					11.17	1.23
621.5	Ar Cumberland	2.50	4.07	4.33	5.05	5.19	12.22	2.25
621.5	Lv Cumberland	3.00	4.17	4.38	5.10	5.24	12.27	2.30
694.1	Martinsburg	4.30	5.48	6.13	6.40	6.55	1.55	4.05
712.3	Harper's Ferry	5.03		6.38			2.23	4.30
760.5	Silver Spring	6.05	7.01	7.35	7.55	8.10	3.17	5.27
767.4	Ar WASHINGTON	6.25	7.20	7.50	8.15	8.30	3.35	5.45
767.4	Lv WASHINGTON	7.30	7.40	8.05	9.00	9.00	4.00	6.00
804.2	Ar Baltimore (Camden Sta.)	8.08	8.20	8.50	9.38	9.38	4.38	6.45
804.2	Lv Baltimore (Camden Sta.)	8.10	8.10	9.40	9.40	9.40	4.40	
805.7	Baltimore (Mt. Royal Sta.)	8.16	8.16	9.46	9.46	9.46	4.46	
836.7	Aberdeen			10.15	10.15	10.15		
862.9	Newark			10.40	10.40	10.40	5.40	
875.1	Wilmington	9.22	9.22	10.54	10.54	10.54	5.55	
888.2	Chester			11.10	11.10	11.10	6.10	
900.1	Ar Philadelphia	9.53	9.53	11.26	11.26	11.26	6.26	
900.1	Lv Philadelphia	9.55	9.55	11.29	11.29	11.29	6.30	
907.9	Wayne Junction	10.11	10.11	11.45	11.45	11.45	6.46	
968.0	Plainfield	11.06	11.06	12.40	12.40	12.40	7.41	
979.5	Elizabeth	11.19	11.19	12.53	12.53	12.53	7.54	
991.0	Ar Jersey City Terminal	11.35	11.35	1.09	1.09	1.09	8.10	
	<b>NEW YORK</b>							
	Liberty St. Station	11.50	11.50	1.24	1.24	1.24	8.24	
	Brooklyn Station (Eagle Bldg.)	12.10	12.10	1.50	1.50	1.50	8.40	
	Hotel Governor Clinton	12.10	12.10	1.45	1.45	1.45	8.41	
	Statler Hotel	12.12	12.12	1.47	1.47	1.47	8.43	
	McAlpin Hotel	12.15	12.15	1.50	1.50	1.50	8.45	
	Vanderbilt Hotel	12.20	12.20	1.55	1.55	1.55	8.47	
	Hotels Taft and Victoria	12.20	12.20	1.50	1.50	1.50	8.50	
	Rockefeller Center Station (49th St. and Rockefeller Plaza)	12.25	12.25	1.55	1.55	1.55	8.55	
	Hotel New Yorker	12.13	12.13	1.40	1.40	1.40	8.45	
	Hotel Lincoln	12.15	12.15	1.45	1.45	1.45	8.50	
	Columbus Circle Station	12.20	12.20	1.50	1.50	1.50	8.55	
	Wanamaker's—4th Ave. & 9th St.	12.10	12.10	1.40	1.40	1.40	8.40	
	42ND STREET STATION (Opposite Grand Central Term. and Commodore Hotel)	12.20	12.20	1.50	1.50	1.50	8.45	
		PM	PM	PM	PM	PM	PM	PM

Motor Coach service direct from trainside Jersey City.

St. Louis, Louisville, Cincinnati to Washington, Baltimore, Philadelphia and New York

Miles	Eastward St. Louis to New York	West Vir- ginian	Nation- al Limited	The Diplo- mat	Metro- politan Special
		24-18 2 Daily	2 Daily	4 Daily	12 168 528 Daily
	(CENTRAL STANDARD TIME)	PM	AM	PM	PM
0.0	Lv ST. LOUIS (Union Sta.)		10.05	1.10	11.30
150.5	Vincennes		12.54	3.59	2.12
212.6	Ar Mitchell		2.09	5.17	3.36
	Lv Mitchell		2.20		
	Ar West Baden		3.10		
	Ar French Lick		3.15		
	Lv French Lick		1.05		
	Ar West Baden		1.10		
	Ar Mitchell		2.01		
212.6	Lv Mitchell (B. & O.)		2.09	5.17	3.36
266.8	Ar North Vernon		3.15	6.23	4.47
266.8	Lv North Vernon		3.30	7.12	5.55
324.4	Ar Louisville		4.45	8.50	7.40
0.0	Lv Louisville (C. S. T.)		1.55	5.00	
57.6	Ar North Vernon		3.07	6.12	
266.8	Lv North Vernon (C. S. T.)		3.28	6.30	4.53
338.1	Ar Cincinnati (E.S.T.) (Un. Term.)		6.05	9.05	7.50
0.0	Lv Dayton			7.35	
33.7	Ar Hamilton			8.15	
53.4	Ar Winton Place			8.48	
58.0	Cincinnati (Union Terminal)			9.00	
0.0	Lv Indianapolis (C.S.T.) (N.Y. Cent.)		2.02	5.20	4.25
108.9	Ar Cincinnati (E.S.T.) (N.Y. Cent.)		5.30	9.05	8.00
338.1	Lv Cincinnati (Union Terminal)		6.25	9.25	8.50
342.7	Winton Place		6.35	9.35	9.00
347.9	Oakley		6.45	9.45	9.10
434.0	Chillicothe		8.28	11.29	11.23
494.3	Athens		9.39	12.37	12.46
531.3	Ar Parkersburg (Sixth St. Sta.)		10.25	1.23	1.33
531.3	Lv Parkersburg (Sixth St. Sta.)		9.00	10.28	1.26
612.0	Clarksburg		11.27	12.27	3.25
634.7	Ar Grafton		12.05	1.11	4.04
634.7	Lv Grafton		12.10	1.16	4.11
712.8	Lv Keyser		2.55	3.35	6.30
736.1	Ar Cumberland		3.30		7.45
736.1	Lv Cumberland		4.17		7.50
808.7	Martinsburg		5.48	5.25	8.17
826.9	Harper's Ferry				8.41
875.1	Silver Spring		7.01	6.46	9.32
882.0	Ar WASHINGTON		7.20	7.05	9.50
882.0	Lv WASHINGTON		7.40	7.30	10.15
918.8	Ar Baltimore (Camden Sta.)		8.20	8.08	10.53
918.8	Lv Baltimore (Camden Sta.)		8.10	8.10	10.55
920.3	Baltimore (Mt. Royal Sta.)		8.16	8.16	11.01
951.3	Aberdeen				12.44
977.5	Newark				
989.7	Lv Wilmington		9.22	9.22	12.05
1002.8	Ar Chester				13.34
1014.7	Ar Philadelphia		9.53	9.53	12.34
1014.7	Lv Philadelphia		9.55	9.55	12.40
1022.5	Wayne Junction		10.11	10.11	12.56
1082.6	Plainfield		11.06	11.06	1.51
1094.1	Elizabeth		11.19	11.19	2.04
1105.6	Ar Jersey City Terminal		11.35	11.35	2.20
	<b>NEW YORK</b>				
	Liberty St. Station		11.50	11.50	2.35
	Brooklyn Station (Eagle Bldg.)		12.10	12.10	3.00
	Hotel Governor Clinton		12.10	12.10	2.56
	Statler Hotel		12.12	12.12	2.58
	McAlpin Hotel		12.15	12.15	3.00
	Vanderbilt Hotel		12.20	12.20	3.05
	Hotels Taft and Victoria		12.20	12.20	3.05
	Rockefeller Center Station (49th St. & Rockefeller Plaza)		12.25	12.25	3.10
	Hotel New Yorker		12.13	12.13	2.58
	Hotel Lincoln		12.15	12.15	3.00
	Columbus Circle Station		12.20	12.20	3.10
	Wanamaker's—4th Ave. & 9th St.		12.10	12.10	3.00
	42ND STREET STATION (Opposite Grand Central Term. and Commodore Hotel)		12.20	12.20	3.10
			PM	PM	PM

Motor Coach service direct from trainside Jersey City





### Table 4 Baltimore - Washington - Pittsburgh Cleveland - Toledo - Detroit

7	17	19	5	21	Note 1	(Read Down)	(Read Up)	22	18	20	8
PM	PM	PM	PM	AM		(EASTERN STANDARD TIME)		PM	AM	AM	PM
*9.22			*3.18	*8.00		Lv. Baltimore (Mt. R'l.)					4.46
9.30	*7.30	*4.45	3.25	8.05		Baltimore (Camden)		6.45	8.20	8.50	4.38
10.50	8.30	5.50	*4.40	9.05		Lv. Washington	Ar	5.45	7.20	7.50	3.35
6.00	3.13	12.51	11.15	4.40		Ar Pitts'gh (P&LE Sta.)	Lv	10.30	12.29	12.45	*8.25
47*00	3.23	12.54	11.40	5.00		Lv Pitts'gh (P&LE Sta.)	Ar	9.55	12.16	12.33	6.10
47.58	4.24			6.04		Ar New Castle	Lv	9.01		11.20	45.05
48.23	4.48	2.15	41.00	6.30		Ar Youngstown	Lv	8.37	10.45	10.55	4.40
48.38				6.45		Ar Niles	Lv	8.22			
48.45			41.32	6.58		Ar Warren	Lv	8.14			4.11
49.27			42.35	7.41		Ar Shaker Hts., Cleve.	Lv	7.32			
49.40	7.00		42.55	7.55		Ar Cleveland (Un. Ter.)	Lv	*7.15	*8.45		4.55
11*30			42.55	8.00		Ar Cleveland (Un. Ter.)	Lv		8.45		5.50
*14.10		a6.30	4.50	2.45		Ar Toledo	Lv		3.25	26.40	1.30
*6.40		7.50	7.00	*5.10		Ar Detroit	Lv		*14.30	*5.20	11*40
						(Michigan Central Sta.)					

### Table 5 Baltimore - Washington - Cincinnati Indianapolis

3	1	145	11	(Read Down)	(Read Up)	168	2	4
PM	PM	AM	AM			AM	AM	AM
*8.17	*5.16	*6.40		Lv. Baltimore (Mt. Royal Sta.)	Ar	8.16	11.01	
8.25	5.25	6.45		Baltimore (Camden Sta.)		12.10	8.08	10.53
9.30	6.30	8.00		Washington		11.05	7.05	9.50
5.57	3.15	6.10		Parkersburg		1.33	10.25	1.23
7.55	5.12	8.13		Chillicothe	Ar	11.16	8.22	11.24
9.55	7.15	10.30		Ar Cincinnati (B&O) (Union Term.)	Lv	*8.50	*6.25	*9.25
419	5	437		New York Central R. R.		410	416	406
12*00	*8.30	11*55		Lv. Cincinnati (E.S.T.) (Union Term.)	Ar	8.00	5.30	9.05
1.35	9.20	1.35		Ar Indianapolis (C. S. T.)	Lv	*4.25	*2.02	*5.20
				(Union Station)				

### Table 6 Pittsburgh - Columbus - Cincinnati - St. Louis

235	245	233	(Read Down)	(Read Up)	236	246	238
PM	PM	AM	(EASTERN STANDARD TIME)		AM	AM	AM
*9.20		*8.15	Lv. Pittsburgh, Pa.	Ar	8.00		11.35
10.31		9.23	Washington, Pa.		6.53		10.20
11.27		10.25	Ar Wheeling, W. Va.	Lv	5.45		9.20
11.40	*6.30	10.40	Lv Wheeling, W. Va.	Ar	5.20	10.45	9.05
12.04	6.52	11.02	Bellaire, Ohio		5.00	10.24	8.43
1.23	8.20	12.26	Cambridge		3.26	8.47	7.13
2.08	9.14	1.11	Zanesville		2.33	7.58	6.24
2.44	9.50	1.47	Ar Newark		1.43	*7.02	5.38
3.34		2.32	Columbus		12.49		4.53
3.40		5.50	Cincinnati (Un. Ter.)	Lv	*9.50		*1.50
*7.30		*6.30	Lv Cincinnati	Ar	9.05		12.30
10.05		8.50	Ar Louisville	Lv	5.00		*8.20
1.00			Ar St. Louis	Lv	*1.10		
			(Union Station)				

### Table 7 Louisville - Cincinnati - Toledo - Detroit

58	64	356	(Read Down)	(Read Up)	355	53	57
PM	AM	AM			PM	PM	AM
*6.50	*8.20		Lv. Louisville (C. S. T.)	Ar			10.05
11.05	12.30		Ar Cincinnati (E. S. T.)	Lv			7.35
11.45	12.50	*9.30	Lv Cincinnati (E. S. T.)	Ar	5.00	9.00	6.55
12.35	1.33	10.28	Hamilton		4.03	8.15	6.00
1.25	3.12	11.30	Dayton		3.00	7.35	5.14
3.30	4.28	1.54	Lima		12.33	5.52	3.12
4.40	5.25	3.08	Deshler		11.30	5.12	2.25
a5.30	a5.15	4.10	Ar Toledo (Union Station)	Lv	10*15	4*30	2.10
7.20	6.40		Ar Detroit	Lv	*3.10	*11*40	
			(Michigan Central Station)				

### Table 8 St. Louis - North Vernon - Louisville

12	2-55	4-63	(Read Down)	(Read Up)	64-3	11
59	AM	PM			AM	AM
11*30	10*05	*1.10	Lv. St. Louis	Ar	4.15	7.40
2.12	12.54	3.59	Vincennes		12.54	4.05
2.37	1.19	4.25	Washington		12.36	3.18
3.46	2.09	5.17	Mitchell		11.48	2.20
4.47	3.15	6.23	Ar North Vernon	Lv	10.43	1.01
5.55	3.30	7.12	Lv North Vernon	Ar	9.30	12.37
f6.57	4.16		Charlestown		f8.46	11*49
7.25	4.35	8.35	New Albany		8.30	11.35
7.40	4.45	8.50	Ar Louisville	Lv	*8.20	11*25
			(Central Station)			

### Table 9 New York - Baltimore - Washington Cincinnati - Louisville - New Orleans

63	3-51	1-57	(Read Down)	(Read Up)	64	50-2	52-4
PM	PM	PM	(EASTERN STANDARD TIME)		PM	PM	PM
	*4.05	*1.15	Lv New York (42nd St. Sta.)	Ar	12.20	3.10	
	4.10	1.15	Brooklyn, Eagle Bldg. Sta.		12.10	3.00	
	4.38	1.45	N. Y. Liberty St. Sta.		11.50	2.35	
	6.38	3.42	Philadelphia		9.53	12.34	
	8.17	5.16	Baltimore (Mt. Royal)		8.16	11.01	
	8.25	5.25	Baltimore (Camden)		8.08	10.53	
	9.30	6.30	Lv Washington	Ar	7.05	9.50	
	9.55	7.15	Ar Cincinnati	Lv	6.25	9.25	
*6.30	10.10	7.35	Lv Cincinnati (E. S. T.)	Ar	12.30	6.05	9.05
8.50	12.15	10.05	Ar Louisville (C. S. T.)	Lv	*8.20	*1.55	*5.00
103-18	101-5		Illinois Central R. R.		4-104	102	
*9.10	12*40		Lv Louisville	Ar	7.30	1.15	
4.20	7.50		Ar Fulton	Lv	11.25	*6.15	
7.05	2.12		Ar Memphis	Lv	7.45		
7.20	9.30		Ar New Orleans	Lv	*7.45		
			(CENTRAL STANDARD TIME)				

**EXPLANATION OF REFERENCE MARKS AND NOTES FOR TABLES 1 TO 9, INCLUSIVE.**

Light-face figures A. M. time. Dark-face figures P. M. time.  
 \* Daily. † Daily except Sunday.  
 E. S. T.—Eastern Standard Time.  
 C. S. T.—Central Standard Time.  
 a Stops to discharge passengers.  
 c Stops to discharge passengers from Washington and east and to receive passengers for Cincinnati and West.  
 d Stops on notice to ticket agent to receive passengers for Wayne Junction and points west.  
 e Stops to discharge passengers from stations east of McKeesport and to receive passengers for New Castle and stations west.  
 f Stops on signal to receive or discharge passengers.  
 g Stops on notice to ticket agent to receive revenue passengers for Gary and points west.  
 h Stops to discharge passengers from east of Baltimore and receive passengers for Pittsburgh and west.  
 j Stops to discharge passengers from New Castle and stations west and to receive passengers for stations east of McKeesport.  
 k Stops to receive passengers for Akron and east.  
 m Stops to discharge passengers from Philadelphia and east and receive passengers for Baltimore and west.  
 n Stops to discharge passengers from Cumberland and east.  
 o Stops to receive passengers for east of McKeesport.  
 p Stops to discharge passengers from Pittsburgh and east.  
 r Stops to discharge passengers from Washington and east and receive passengers for South Chicago, 63rd St., and Chicago, Ill.  
 s Stops to receive passengers for Cumberland and east.  
 t Stops on signal to discharge passengers from Akron and east or from stations between Willard and Wheeling.  
 v Stops daily except Sunday.  
 w Stops daily to discharge passengers from stations west of Parkersburg and on Sundays only to receive passengers for Washington and east.  
 x Stops to discharge passengers from Washington and receive passengers for Toledo and west.  
 y Stops to discharge passengers from Akron and east.  
 z Stops to receive passengers.  
 # Stops to discharge passengers from east of Willard.  
 † B&O connecting service via Deshler.  
 □ Stops to discharge from stations east of McKeesport.  
 Δ Stops to discharge passengers from Chicago, 63rd Street and South Chicago and to receive passengers for Washington and east.  
 † Stops to receive passengers for La Paz and west.  
 ▲ Stops only to discharge passengers from Chicago, 63rd Street, South Chicago.  
 ★ Stops to discharge passengers from Washington and east and receive for Gary and west.  
 ● Stops to discharge passengers from Gary and west and receive for Washington and east.  
 ○ Stops to discharge from Gary, Ind., and stations west or to receive passengers for stations east of Baltimore.  
 φ Stops Saturdays and Sundays to discharge passengers from Washington and east.  
 ⊕ Stops to discharge passengers from Wayne Junction and west.  
 ⊙ Stops on signal to discharge passengers from Detroit or Toledo and receive passengers for Akron and east.  
 # Stops to discharge passengers from Toledo and west.  
 ▼ P. & L. E. Station.  
 ◆ Stops to discharge passengers from Gary and west.  
 † B. & O. Train connection.  
 † B&O connecting service via Akron.  
 † Connecting service via Pittsburgh and P&LE-ErieRR.  
 † New York Central trains between Cleveland and Detroit.  
 † West Virginia Trp. Co. Limousine and Bus connections between Clarksburg and Fairmont, Grafton and Fairmont, Grafton and Morgantown. Limousines will not handle local passengers.  
**Note 1**—Through train between Baltimore and Cleveland via B. & O.—P. & L. E.—Erie Railroads.  
**Note 3**—Trains 18 and 20 terminate at Camden Station, Baltimore. Passengers for points east thereof may use connecting service from Washington.  
**Note 4**—Trains 17 and 19 begin from Camden Station, Baltimore. Passengers from points east thereof may use connecting service to Washington.

# Westward PULLMAN, COACH AND DINING CAR SERVICE Westward

**\*No. 1—THE NATIONAL LIMITED—Daily.**  
**Sun Room—Observation Lounge Car—**  
 Washington to St. Louis—3 Compts., 1 D. R. (Buffet) (Radio.)

**Sleeping Cars—**  
 New York to St. Louis—10 Sec., 2 Compts., 1 D. R.  
 New York to Louisville—8 Sec., 5 Double B. R. (No. 57 from Cincinnati.)  
 Washington to St. Louis—14 Sec.  
 Washington to St. Louis and San Antonio—14 Roomettes, 4 Double B. R. (Frisco-Katy No. 1 from St. Louis.)  
 Washington to St. Louis and Fort Worth—14 Roomettes, 4 Double B. R. (Mo. Pac.—S. P. No. 1 from St. Louis.)

**Dining Car—**.....New York to St. Louis.  
**Coach Lounge Car—**.....Washington to St. Louis.  
**Recl. Seat Coaches—**  
 New York to Washington.  
 New York to St. Louis.  
 Washington to St. Louis. (Lounge Rooms.) (Seats reserved in advance without charge from Washington and Silver Spring to Cincinnati and west.)  
**Stewardess—**Washington to St. Louis.

**\*No. 3—THE DIPLOMAT—Daily.**  
**Lounge Car—**  
 New York to St. Louis—8 Sec. (Buffet.) (Radio.)  
**Sleeping Cars—**  
 New York to St. Louis—14 Roomettes, 4 Double B. R.  
 New York to St. Louis—8 Sec., 4 Double B. R.  
 New York to Louisville—12 Sec., 1 D. R. (No. 51 from North Vernon.)

**Dining Car—**.....New York to St. Louis.  
**Coach Lounge Car—**.....New York to St. Louis.  
**Recl. Seat Coach—**  
 New York to St. Louis. (With Women's Lounge.)  
**Stewardess—**Washington to St. Louis.

**\*No. 5—THE CAPITOL LIMITED—Daily.**  
**Club Car—**Washington to Chicago. (Buffet.) (Radio)  
**Observation Lounge Car—**  
 Washington to Chicago—5 Double B. R. (Buffet) (Radio)  
**Strata Dome Car—**  
 Washington to Chicago—5 Roomettes, 1 Single Bedroom, 3 D. Rs.

**Lounge Car—**  
 Washington to Chicago—8 Sec. (Buffet.) (Radio.)  
**Sleeping Cars—**  
 New York to Chicago—14 Roomettes, 4 Double B. R.  
 New York to Chicago—8 Sec., 5 Double B. R.  
 Washington to Chicago—10 Roomettes, 6 Double B. R. (4 cars.)  
 Washington to Chicago—14 Sec.  
 Washington to Chicago—12 Sec., 1 D. R.  
 Washington to Los Angeles and San Diego—6 Sec., 6 Roomettes, 4 Double B. R. (Santa Fe No. 19-74 from Chicago.)

**Dining Cars—**  
 New York to Washington. Washington to Chicago.  
**Parlor Car (Sleeper)—**New York to Washington. (D. R.)  
**Coach Lounge Car—**  
 New York to Washington.  
**Recl. Seat Coach—**(Lounge Rooms.)  
 New York to Chicago. (No. 25 from Washington.) (Seats reserved in advance to Pittsburgh and west.)  
**All Pullman (with Train Secretary),**  
 Washington to Chicago.

**\*No. 7—THE SHENANDOAH—Daily.**  
**Lounge Car—**New York to Chicago—8 Sec. (Buffet) (Radio).  
**Strata Dome Car—**  
 Washington to Chicago (on odd dates)—5 Roomettes, 1 Single Bedroom, 3 D. Rs.

**Sleeping Cars—**  
 New York to Chicago—10 Sec., 2 Compts., 1 D. R.  
 New York to Pittsburgh—8 Sec., 1 D. R., 3 Double B. R. (May be occupied in Pittsburgh until 8.00 a.m.)  
 Washington to Chicago—10 Sec., 2 Compts., 1 D. R. (Open 9.30 p. m.)  
 Washington to Pittsburgh—17 Roomettes (Sun, Tue., Thur.) or 12 Roomettes, 1 Single B. R., 4 Double B. R. (Mon., Wed., Fri.) (Open 9.30 p. m.) (May be occupied in Pittsburgh until 8.00 a.m.)  
 Washington to Pittsburgh—10 Sec., 3 Double Bedrooms (Open 9.30 p. m.) (May be occupied in Pittsburgh until 8.00 a.m.)

**Dining Cars—**  
 New York to Washington. Pittsburgh to Chicago.  
**Parlor Car—**.....New York to Washington (D. R.)  
**Coach Lounge Car—**New York to Chicago.  
**Recl. Seat Coach—**  
 New York to Chicago. (With Women's Lounge.)  
**Stewardess—**Washington to Chicago.

**\*No. 9—WASHINGTON-PITTSBURGH-CHICAGO EXPRESS—Daily.**  
**Lounge Car—**  
 Washington to Chicago—8 Sec. (Buffet.) (Radio.)  
**Sleeping Cars—**  
 Washington to Chicago—10 Sec., 2 Compts., 1 D. R.  
 Akron to Chicago—8 Sec., 4 Double B. R. (Open 9.30 p. m.)  
 Wheeling to Chicago—10 Sec., 2 Compts., 1 D. R. (No. 245 to Willard.) (Sleepers may be occupied at Chicago until 6.30 a. m.)

**Dining Car—**.....Washington to Pittsburgh.  
**Recl. Seat Coaches—**Washington to Chicago.  
 Wheeling to Chicago. (No. 245 to Willard.)

**\*No. 11—METROPOLITAN SPECIAL—Daily.**  
**Sleeping Cars—**  
 New York to St. Louis—12 Sec., 1 D. R. (No. 511 to Washington.)  
 Cincinnati to St. Louis—8 Sec., 4 Double B. R. (Open 9.30 p. m.)  
 Louisville to St. Louis—12 Sec., 1 D. R. (No. 56 to North Vernon) (Open 10.00 p. m.)  
**Dining—Lounge Car—**.....Washington to Cincinnati.  
**Recl. Seat Coaches—**  
 Washington to St. Louis.  
 Cincinnati to St. Louis. (Lunch Counter—Lounge Rooms.)

**No. 17—CLEVELAND NIGHT EXPRESS—Daily.**  
**Lounge Car—**  
 Baltimore to Cleveland. (Snack Bar. Light breakfast served into Cleveland.)  
**Sleeping Car—**  
 Baltimore to Cleveland—10 Roomettes, 5 Double B. R.  
 Baltimore to Cleveland—8 Sec., 1 D. R., 3 Double B. R.  
 Baltimore to Cleveland—8 Sec., 2 Compts., 1 D. R. (Except Saturday.)

**Recl. Seat Coach—**.....Baltimore to Cleveland.  
**Combine Coach—**.....Baltimore to Cleveland.  
**Diesel-Electric—**Washington to Cleveland.

**No. 19—THE AMBASSADOR—Daily.**  
**Observation Lounge Car—**  
 Baltimore to Detroit—5 Double B. R. (Buffet.) (Radio.)  
**Sleeping Cars—**  
 Baltimore to Detroit—8 Sec., 2 Compts., 1 D. R. (2 Cars).  
 Baltimore to Detroit—10 Roomettes, 6 Double B. R.  
 Baltimore to Detroit—12 Sec., 1 D. R.  
 Baltimore to Detroit—14 Single Bedrooms. (Except Saturday.)

**Dining Car—**.....Baltimore to Detroit.  
**Coach Lounge Car—**.....Baltimore to Detroit.  
**Recl. Seat Coach—**  
 Baltimore to Detroit. (With Women's Lounge.)  
**Diesel-Electric—**Washington to Detroit.

**No. 21—THE WASHINGTONIAN—Daily.**  
 (Through train via P. & L. E. R. R., Pittsburgh to Youngstown, thence Erie R. R. to Cleveland.)  
**Parlor-Dining—**  
**Lounge Car—**.....Baltimore to Cleveland.  
**Recl. Seat Coach—**.....Baltimore to Cleveland.  
**Combine Coach—**.....Baltimore to Pittsburgh.

**No. 23—THE WEST VIRGINIAN—Daily.**  
**Sleeping Cars—**  
 Washington to Parkersburg—12 Sec., 1 D. R. (Open 9.30 p. m.)  
 Washington to Wheeling—10 Sec., 2 Compts., 1 D. R. (Open 9.30 p. m.) (No. 343 from Grafton.)  
**Recl. Seat Coach—**  
 Washington to Parkersburg. (Lunch Counter and Lounge Rooms.)

**\*No. 25—THE COLUMBIAN—Daily.**  
**De Luxe Streamliner**  
**Coffee Shoppe Car—**  
 Washington to Chicago. (Radio.)  
**Dining Car—**.....Washington to Chicago.  
**Recl. Seat Coaches—**(Coach seats reserved in advance without charge.)  
 New York to Chicago. (Lounge Rooms.) (No. 5 to Washington.)  
 Washington to Chicago. (Lounge Rooms.)

**Strata Dome Lounge Car—**.....Washington to Chicago.  
**Observation Coach-Lounge Car—**  
 Washington to Chicago—(Buffet) (Radio.)  
**Sleeping Cars—**(Open 9.00 p. m.)  
 Pittsburgh to Chicago—8 Sec., 2 Compts., 1 D. R.  
 Pittsburgh to Chicago—10 Roomettes, 5 Double B. R. (Except Saturday night.)  
**Stewardess—**Washington to Chicago.

**\*No. 27—THE ROYAL BLUE—Daily.**  
**Observation Car (Cafe-Lounge)—**.....New York to Washington.  
**Parlor Car—**.....New York to Washington. (D. R.)  
**Dining Car—**.....New York to Washington.  
**Coffee Shoppe Car—**.....New York to Washington.  
**Recl. Seat Coaches—**.....New York to Washington.  
**Combine Coach—**.....New York to Washington. (Coach seats reserved in advance without charge.)  
**Public Telephone and Stewardess Service.**

**No. 35—Daily.**  
**Parlor-Dining—**  
**Lounge Car—**.....Wayne Junction to Washington.  
**Indiv. Seat Coach—**.....Wayne Junction to Washington.

**No. 51—Daily.**  
**Sleeping Car—**New York to Louisville—12 Sec., 1 D. R. (No. 3 to North Vernon.)  
**Coach—**.....North Vernon to Louisville.

**No. 53—The CINCINNATIAN—Daily.**  
**De Luxe All-Coach Streamliner**  
**Coffee Shoppe Car—**.....Detroit to Cincinnati. (Radio.)  
**Recl. Seat Coaches—**.....Detroit to Cincinnati.  
**Observation Lounge—**  
**Diner—**.....Detroit to Cincinnati. (Radio.)  
**Stewardess—**.....Detroit to Cincinnati.

**No. 57—Daily.**  
**Sleeping Cars—**  
 Detroit to Louisville—8 Sec., 4 Double B. R.  
 Detroit to Cincinnati—8 Sec., 4 Double B. R. (Except Saturday.)  
 Detroit to Dayton—8 Sec., 4 Double B. R.  
 Detroit to St. Petersburg—10 Sec., 2 Compts., 1 D. R. (L. & N. No. 33 from Cincinnati, C. of Ga. No. 32-33 from Atlanta, A. C. L. No. 33-37 from Albany.)  
 New York to Louisville—8 Sec., 5 Double B. R. (No. 1 to Cincinnati.)  
 Sleepers open Detroit 10.00 p. m. May be occupied at Dayton until 8.00 a. m. and Cincinnati until 7.30 a. m.  
**Dining-Lounge Car—**.....Cincinnati to Louisville.  
**Recl. Seat Coach—**  
 Detroit to Louisville. (Lunch Counter-Lounge Rooms.)

**No. 59—Daily.**  
**Sleeping Car—**St. Louis to Louisville—12 Sec. 1 D. R. (No. 12 to North Vernon.)  
**Coach—**.....North Vernon to Louisville.

**No. 63—Daily.**  
**Sleeping Car—**  
 Cincinnati to Memphis—10 Sec., 1 Compt., 1 D. R. (Ill. Cent. R. R. No. 103 from Louisville.)  
**Parlor-Dining Car—**.....Cincinnati to Louisville.  
**Indiv. Seat Coach—**.....Cincinnati to Louisville.

**No. 65—Daily Except Sunday.**  
**Recl. Seat Coach—**Grafton to Connelville. (Lunch Counter—Lounge Rooms.)

**No. 73—Daily.**  
**Indiv. Seat Coach—**  
 Wheeling to Parkersburg. (Lunch Counter.)  
**Coach—**.....Wheeling to Kenova.

**No. 77—Daily.**  
**Sleeping Car—**  
 Pittsburgh to Huntington—12 Sec., 1 D. R. (No. 235 to Wheeling.) (May be occupied until 8.00 a. m.)  
**Coach—**.....Wheeling to Kenova.

**No. 233—Daily.**  
**Snack Car-Reclining Seat Coach—**.....Pittsburgh to Cincinnati.  
**Recl. Seat Coach—**.....Pittsburgh to Cincinnati.

**No. 235—Daily.**  
**Sleeping Cars—**  
 Pittsburgh to Cincinnati—12 Sec., 1 D. R. (May be occupied until 7.30 a. m.)  
 Pittsburgh to Huntington—12 Sec., 1 D. R. (No. 77 from Wheeling.)  
**Snack Car—**Pittsburgh to Wheeling.  
**Recl. Seat Coach—**Pittsburgh to Cincinnati.

**No. 245—CHICAGO NIGHT EXPRESS—Daily.**  
**Sleeping Car—**Wheeling to Chicago—10 Sec., 2 Compts., 1 D. R. (No. 9 from Willard.)  
**Dining-Lounge Car—**Wheeling to Newark.  
**Recl. Seat Coach—**Wheeling to Chicago. (No. 9 from Willard.)  
**Combine Coach—**.....Wheeling to Chicago.

**No. 343—Daily.**  
**Sleeping Car—**Washington to Wheeling—10 Sec., 2 Compts., 1 D. R. (No. 23 to Grafton.)  
**Recl. Seat Coach—**Grafton to Wheeling. (Lunch Counter and Lounge Rooms.)

**\*No. 511—WASHINGTON NIGHT EXPRESS—Daily.**  
**Sleeping Cars—**  
 New York to Baltimore—8 Sec., 5 Double B. R. (Camden Station.)  
 New York to Washington—12 Sec., 1 D. R. (Except Saturday nights.)  
 New York to Washington—8 Sec., 5 Double B. R.  
 New York to St. Louis—12 Sec., 1 D. R. (No. 11 from Washington.)  
**Recl. Seat Coach—**  
 New York to Washington. (Lunch Counter-Lounge Rooms.)  
 (All cars open for occupancy at Jersey City 9.00 p. m. Sleeper may be occupied at Baltimore (Camden Sta.) until 8.00 a. m. and at Washington until 7.00 a. m.)

**\*No. 523—THE MARYLANDER—Daily.**  
**Lounge Car—**.....New York to Washington. (Buffet.) (Radio.)  
**Parlor Car—**.....New York to Washington. (D. R.)  
**Dining Car—**.....New York to Washington. (D. R.)  
**Recl. Seat Coach—**.....New York to Washington.  
**Coach Lounge Car—**.....New York to Washington. (Coach seats reserved in advance without charge.)

**\*No. 2—THE NATIONAL LIMITED—Daily.**  
Sun Room—Observation Lounge Car—  
St. Louis to Washington—3 Compts., 1 D. R. (Buffet.)  
(Radio.)

**Lounge Car**—Washington to New York. (Buffet.) (Radio.)  
**Sleeping Cars**—  
St. Louis to New York—14 Roomettes, 4 Double B. R.  
St. Louis to New York—10 Sec., 2 Compts., 1 D. R.  
St. Louis to Washington—14 Sec.

Chicago to New York—8 Sec., 5 Double B. R.  
(No. 50 to North Vernon.)  
San Antonio and St. Louis to Washington—14 Roomettes,  
4 Double B. R. (Katy-Frisco No. 2 to St. Louis.)  
Fort Worth and St. Louis to Washington—14 Roomettes,  
4 Double B. R. (T. & P.-Mo. Pac. No. 2 to St. Louis.)  
Pittsburgh to New York—8 Sec., 1 D. R., 3 Double  
B. R. (No. 10 to Washington.)

**Dining Car**—St. Louis to New York.  
**Coach Lounge Car**—St. Louis to New York.  
**Recl. Seat Coach**—  
St. Louis to New York. (Lounge Rooms.) (Seats reserved in advance without charge from Cincinnati and west to Silver Spring and Washington.)  
**Stewardess**—St. Louis to Washington.

**\*No. 4—THE DIPLOMAT—Daily.**  
**Lounge Car**—St. Louis to New York—8 Sec. (Buffet.) (Radio.)  
**Sleeping Cars**—  
St. Louis to New York—8 Sec., 4 Double B. R.  
Louisville to New York—12 Sec., 1 D. R. (No. 52 to North Vernon.)

**Dining Car**—St. Louis to New York.  
**Coach Lounge Car**—St. Louis to New York.  
**Recl. Seat Coach**—  
St. Louis to New York. (With Women's Lounge.)  
**Stewardess**—St. Louis to Washington.

**\*No. 6—THE CAPITOL LIMITED—Daily.**  
**Club Car**—Chicago to Washington. (Buffet.) (Radio.)  
**Observation Lounge Car**—  
Chicago to Washington—5 Double B. R. (Buffet) (Radio)  
**Strata Dome Car**—  
Chicago to Washington—5 Roomettes, 1 Single Bedroom, 3 D. R.

**Lounge Car**—Chicago to Washington—8 Sec. (Buffet.) (Radio.)  
**Sleeping Cars**—  
San Diego and Los Angeles to Washington—6 Sec., 6 Roomettes, 4 Double B. R. (Santa Fe No. 71-20 to Chicago.)  
Chicago to New York—14 Roomettes, 4 Double B. R.  
Chicago to New York—9 Sec., 5 Double B. R.  
Chicago to Washington—10 Roomettes, 6 Double B. R. (4 cars.)  
Chicago to Washington—12 Sec., 1 D. R.  
Chicago to Washington—14 Sec.

**Dining Cars**—Washington to New York.  
**Parlor Car (Sleeper)**—Washington to New York (D. R.).  
**Coach Lounge Car**—Washington to New York.  
**Recl. Seat Coach**—(Lounge Rooms.)  
Chicago to New York. (No. 26 to Washington.)  
**All Pullman (with Train Secretary), Chicago to Washington.**

**\*No. 8—THE SHENANDOAH—Daily.**  
**Lounge Car**—Chicago to New York—8 Sec. (Buffet.) (Radio.)  
**Strata Dome Car**—  
Chicago to Washington (on even dates)—5 Roomettes, 1 Single Bedroom, 3 D. R. (Open 8.45 p. m.)

**Sleeping Cars (Open 8.45 p. m.)**—  
Chicago to Akron—8 Sec., 4 Double B. R. (May be occupied until 8.00 a. m.)  
Chicago to Pittsburgh—8 Sec., 2 Compts., 1 D. R.  
Chicago to Pittsburgh—10 Roomettes, 5 Double B. R. (Except Saturday.)  
Chicago to Washington—10 Sec., 2 Compts., 1 D. R.  
Chicago to New York—10 Sec., 2 Compts., 1 D. R.

**Dining Cars**—Youngstown to Washington. Washington to New York.  
**Coach Lounge Car**—Chicago to New York.  
**Recl. Seat Coach**—(Open 9.00 p. m.)  
Chicago to New York. (With Women's Lounge.)  
**Stewardess**—Chicago to Washington.

**\*No. 10—CHICAGO-PITTSBURGH-WASHINGTON EXPRESS—Daily.**  
**Lounge Car**—Chicago to Washington—8 Sec. (Buffet.) (Radio.) (May be occupied until 7.00 a. m.)

**Sleeping Cars**—  
Chicago to Washington—10 Sec., 2 Compts., 1 D. R. (May be occupied until 7.00 a. m.)  
Pittsburgh to New York—8 Sec., 1 D. R., 3 Double B. R. (Open 9.00 p. m.) (No. 2 from Washington.)

**Dining Car**—Chicago to Pittsburgh.  
**Recl. Seat Coach**—Chicago to Washington.  
**\*No. 12—METROPOLITAN SPECIAL—Daily**  
**Sleeping Cars (Open 9.00 p. m.)**—  
St. Louis to New York—12 Sec., 1 D. R. (No. 528 from Washington.)  
St. Louis to Cincinnati—8 Sec., 4 Double B. R.  
St. Louis to Louisville—12 Sec., 1 D. R. (No. 59 from North Vernon.)

**Dining-Lounge Car**—Cincinnati to Washington.  
**Recl. Seat Coaches**—  
St. Louis to Washington.  
St. Louis to Cincinnati. (Lunch Counter, Lounge Rooms.)

**No. 18—CLEVELAND NIGHT EXPRESS—Daily.**  
**Lounge Car**—  
Cleveland to Baltimore. (Snack Bar. Light breakfast served into Washington and Baltimore.)

**Sleeping Cars**—  
Cleveland to Baltimore—10 Roomettes, 3 Double B. R.  
Cleveland to Baltimore—8 Sec., 1 D. R., 3 Double B. R.  
Cleveland to Baltimore—8 Sec., 2 Compts., 1 D. R. (Except Saturday.)

Pittsburgh to Washington—17 Roomettes (Tues, Thurs, Sat.) or 12 Roomettes, 1 Single B. R., 4 Double B. R. (Mon, Wed, Fri.) (Open 9.00 p. m.)  
Pittsburgh to Washington—10 Sec., 3 Double B. R. (Open 9.00 p. m.)  
Wheeling to Washington—10 Sec., 2 Compts., 1 D. R. (No. 344 to Grafton.) (No. 24 to Cumberland.)  
Parkersburg to Washington—12 Sec., 1 D. R. (No. 24 to Cumberland.)

**Reclining Seat Coach**—Parkersburg to Washington. (Lunch Counter and Lounge Rooms.) (No. 24 to Cumberland.)

**Recl. Seat Coach**—Cleveland to Baltimore.  
**Combine Coach**—Cleveland to Baltimore.  
**Diesel-Electric**—Cleveland to Washington.

**No. 20—THE AMBASSADOR—Daily.**  
**Observation Lounge Car**—  
Detroit to Baltimore—5 Double B. R. (Buffet) (Radio.)  
**Sleeping Cars**—  
Detroit to Baltimore—8 Sec., 2 Compts., 1 D. R. (2 Cars.)  
Detroit to Baltimore—12 Sec., 1 D. R.  
Detroit to Baltimore—10 Roomettes, 6 Double B. R.  
Detroit to Baltimore—14 Single B. R. (Except Saturday.)  
Akron to Baltimore—12 Sec., 1 D. R. (Except Saturday.)

**Dining Car**—Detroit to Baltimore.  
**Coach Lounge Car**—Detroit to Baltimore  
**Recl. Seat Coach**—  
Detroit to Baltimore. (With Women's Lounge.)  
**Diesel-Electric**—Detroit to Washington.

**No. 22—THE WASHINGTONIAN—Daily.**  
(Through train via Erie R. R., Cleveland to Youngstown, then P. & L. E. R. to Pittsburgh.)  
**Parlor-Dining-Lounge Car**—Cleveland to Baltimore.  
**Recl. Seat Coach**—Cleveland to Baltimore.  
**Combine Coach**—Pittsburgh to Baltimore.

**No. 24—THE WEST VIRGINIAN—Daily.**  
**Sleeping Cars**—  
Wheeling to Washington—10 Sec., 2 Compts., 1 D. R. (No. 344 to Grafton.) (No. 18 from Cumberland.)  
Parkersburg to Washington—12 Sec., 1 D. R. (No. 18 from Cumberland.)  
**Recl. Seat Coach**—  
Parkersburg to Washington. (No. 18 from Cumberland.)

**\*No. 26—THE COLUMBIAN—Daily.**  
**De Luxe All-Coach Streamliner**  
**Coffee Shoppe Car**—Chicago to Washington. (Radio.)  
**Dining Car**—Chicago to Washington.  
**Recl. Seat Coaches**—(Seats reserved in advance without charge.)  
Chicago to New York. (Lounge Rooms.) (No. 6 from Washington.)  
Chicago to Washington. (Lounge Rooms.)  
**Strata Dome Lounge Car**—Chicago to Washington.  
**Observation Coach-Lounge Car**—  
Chicago to Washington. (Buffet) (Radio.)  
**Stewardess**—Chicago to Washington.

**\*No. 28—THE ROYAL BLUE—Daily.**  
**Observation Car (Cafe Lounge)**—Washington to New York.  
**Parlor Car**—Washington to New York. (D. R.)  
**Dining Car**—Washington to New York.  
**Coffee Shoppe Car**—Washington to New York.  
**Recl. Seat Coaches**—Washington to New York.  
**Combine Coach**—Washington to New York. (Coach seats reserved in advance without charge.)  
**Public Telephone and Stewardess Service.**

**No. 36—Daily.**  
**Parlor-Dining-Lounge Car**—Washington to Philadelphia.  
**Indiv. Seat Coach**—Washington to Philadelphia.

**No. 50—Daily.**  
**Sleeping Car**—Louisville to New York—8 Sec., 5 Double B. R. (No. 2 from North Vernon.)  
**Coach**—Louisville to North Vernon.

**No. 52—Daily.**  
**Sleeping Car**—Louisville to New York—12 Sec., 1 D. R. (No. 4 from North Vernon.)  
**Coach**—Louisville to North Vernon.

**No. 54—THE CINCINNATION—Daily.**  
**De Luxe All-Coach Streamliner**  
**Coffee Shoppe Car**—Cincinnati to Detroit. (Radio.)  
**Recl. Seat Coaches**—Cincinnati to Detroit.  
**Observation Lounge-Diner**—Cincinnati to Detroit. (Radio.)  
**Stewardess**—Cincinnati to Detroit.

**No. 56—Daily.**  
**Sleeping Car**—Louisville to St. Louis—12 Sec., 1 D. R. (Open for occupancy 10.00 p. m.) (No. 11 from North Vernon.)  
**Coach**—Louisville to North Vernon.

**No. 58—Daily.**  
**Sleeping Cars**—  
Louisville to Detroit—8 Sec., 4 Double B. R.  
Cincinnati to Detroit—8 Sec., 4 Double B. R. (Except Saturday.)  
Dayton to Detroit—8 Sec., 4 Double B. R.  
St. Petersburg to Detroit—10 Sec., 2 Compts., 1 D. R. (A. C. L. No. 38-32 to Albany, C. of Ga. No. 33-32 to Atlanta, L. & N. No. 32 to Cincinnati.) (Sleepers open at Cincinnati and Dayton 9.30 p. m.)  
**Dining-Lounge Car**—Louisville to Cincinnati.  
**Recl. Seat Coach**—  
Louisville to Detroit. (Lunch Counter and Lounge Rooms.)

**No. 64—Daily.**  
**Sleeping Car**—Memphis to Cincinnati—10 Sec., 1 Compt., 1 D. R. (Ill. Cent. R. R. No. 104 to Louisville.)  
**Parlor-Dining Car**—Louisville to Cincinnati.  
**Indiv. Seat Coach**—Louisville to Cincinnati.

**No. 66—Daily Except Sunday.**  
**Recl. Seat Coach**—  
Connellsville to Grafton. (Lunch Counter and Lounge Rooms.)

**No. 72—Daily.**  
**Indiv. Seat Coach**—Parkersburg to Wheeling. (Lunch Counter.)  
**Coach**—Kenova to Wheeling.

**No. 78—Daily.**  
**Sleeping Car**—(Open 9.30 p. m.)  
Huntington to Pittsburgh—12 Sec., 1 D. R. (No. 236 from Wheeling.)  
**Coach**—Kenova to Wheeling.

**No. 236—Daily.**  
**Sleeping Cars**—(Open 9.30 p. m.)  
Cincinnati to Pittsburgh—12 Sec., 1 D. R.  
Huntington to Pittsburgh—12 Sec., 1 D. R. (No. 78 to Wheeling.)  
**Snack Car**—Wheeling to Pittsburgh.  
**Recl. Seat Coach**—Cincinnati to Pittsburgh

**No. 238—Daily.**  
**Snack Car-Reclining Seat Coach**—Cincinnati to Pittsburgh.  
**Recl. Seat Coach**—Cincinnati to Pittsburgh.

**No. 246—WEST VIRGINIA NIGHT EXPRESS—Daily.**  
**Sleeping Car**—Chicago to Wheeling—10 Sec., 2 Compts., 1 D. R.  
**Dining-Lounge Car**—Newark to Wheeling.  
**Recl. Seat Coach**—Chicago to Wheeling.

**No. 344—Daily.**  
**Sleeping Car**—Wheeling to Washington—10 Sec., 2 Compts., 1 D. R. (No. 24 from Grafton.) (No. 18 from Cumberland.)  
**Recl. Seat Coach**—Wheeling to Grafton. (Lunch Counter and Lounge Rooms.)

**\*No. 504—THE MARYLANDER—Daily.**  
**Parlor Car**—Washington to New York. (D. R.)  
**Dining Car**—Washington to New York.  
**Recl. Seat Coach**—Washington to New York.  
**Combine Coach**—Washington to New York. (Coach seats reserved in advance without charge.)

**\*No. 528—NEW YORK NIGHT EXPRESS—Daily.**  
**Sleeping Cars**—  
St. Louis to New York—12 Sec., 1 D. R. (No. 12 to Washington.)  
Washington to New York—12 Sec., 1 D. R. (Except Saturday nights.)  
Washington to New York—8 Sec., 5 Double B. R.  
Baltimore to New York—8 Sec., 5 Double B. R. (Mt. Royal Station.)  
**Recl. Seat Coaches**—  
Washington to New York. (Lunch Counter and Lounge Rooms.)  
(All cars open for occupancy at Washington 9.30 p. m. Baltimore Sleeper open Mt. Royal Station 9.00 p. m. All cars may be occupied at Jersey City Terminal until 7.50 a. m.)

Table 10

## New York, Philadelphia, Wilmington, Baltimore and Washington

Miles	WESTWARD	★ 511			35	★ 27	★ 5	★ 1	★ 523	★ 3	★ 7	
		Washington Night Express Cars open for occupancy Jersey City 9.00 p. m.				Royal Blue	Capitol Limited	National Limited	The Mary- lander	Diplo- mat	Shenan- doah	
		Daily			Daily	Daily	Daily	Daily	Daily	Daily	Daily	Daily
	(EASTERN STANDARD TIME)											
	<b>Lv New York, N. Y., 42nd St. Sta. (ROUTE 1)</b> (122 E. 42nd St., opposite Grand Central Terminal and Commodore Hotel.)	PM	PM	PM	AM	AM	AM	PM	PM	PM	PM	
	Vanderbilt Hotel (Park Ave. and 34th St. Park Ave. Entrance).	9.00	10.05	11.15		7.45	11.05	1.15	3.10	4.05	5.15	
	Wanamaker's (4th Avenue and 9th Street)	9.05	10.10	11.20		7.50	11.10	1.20	3.15	4.09	5.20	
	<b>Columbus Circle Sta. (Broadway and 59th Street) (ROUTE 2)</b>		10.00			7.40	11.00	1.10	3.05	4.00	5.10	
	Hotel Lincoln (8th Avenue and 44th Street)		10.05			7.45	11.05	1.15	3.10	4.05	5.15	
	Hotel New Yorker (8th Avenue and 34th Street)		10.10			7.50	11.10	1.20	3.15	4.10	5.20	
	<b>Rockefeller Cen. Sta. (49th St. &amp; Rockefeller Plaza) (ROUTE 3)</b> Hotels Taft and Victoria (7th Ave. & 51st St.)		10.30			7.40	11.00	1.10	3.05	4.00	5.10	
	<b>33rd Street Route (ROUTE 4)</b> McAlpin Hotel (Broadway and 33rd Street)		10.35			7.45	11.05	1.15	3.10	4.05	5.15	
	Staller Hotel (7th Ave. and 33rd St., 33rd St. Entrance)					7.47	11.07	1.17	3.17	4.12	5.17	
	Hotel Governor Clinton (7th Ave. and 31st St.)					7.49	11.12	1.19	3.19	4.14	5.19	
	<b>Brooklyn Sta. (Eagle Bldg., Wash. &amp; Johnson Sts.) (ROUTE 5)</b>		10.00			7.45	11.05	1.15	3.15	4.10	5.15	
	<b>Liberty Street Station (C. of N. J.) Note 1)</b>	9.30	11.01	11.42		8.15	11.35	1.45	3.45	4.38	5.45	
0.0	Lv Jersey City Terminal (C. of N. J.)		11.59			8.30	11.50	2.00	4.00	4.55	6.00	
11.5	Elizabeth, N. J. (C. of N. J.)		d12.17			d 8.46	d12.06	d 2.16	d 4.16	d 5.12	d 6.16	
23.0	Plainfield, N. J. (C. of N. J.)		d12.36			d 8.59	d12.20	d 2.30	d 4.30	d 5.26	d 6.30	
83.1	Wayne Junction, Pa. (Rdg. Co.)		2.03		6.45	9.54	1.15	3.25	5.25	6.21	7.25	
90.9	Ar Philadelphia, Pa. (24th and Chestnut Sts.)		2.21		7.01	10.09	1.30	3.40	5.40	6.36	7.40	
90.9	Lv Philadelphia, Pa. (24th and Chestnut Sts.)		2.28		7.05	10.10	1.34	3.42	5.41	6.38	7.42	
102.8	Chester, Pa.				7.19		1.49			f 7.55		
115.9	Wilmington, Del.		2.58		7.35	10.35	2.03	4.07	6.06	7.03	8.10	
128.1	Newark, Del.		m 3.18		7.50					n 7.16		
132.2	Elk Mills				7.56							
147.1	Aikin, Md. (Bainbridge, Md.) (Note 3)				f 8.12							
154.3	Aberdeen, Md.		f 3.53		8.21		f 2.42			f 7.42	f 8.48	
185.3	Ar Baltimore, Md. (Mt. Royal Station)		4.47		8.57	11.38	3.18	5.16	7.12	8.17	9.22	
186.8	Baltimore, Md. (Camden Station) (Note 2)		4.55		9.02	11.43	3.23	5.21	7.17	8.22	9.27	
186.8	Lv Baltimore, Md. (Camden Station) (Note 2)		5.10		9.05	11.45	3.25	5.25	7.18	8.25	9.30	
223.6	Ar Washington, D. C. (Union Station)		6.00		9.50	12.30	4.10	6.10	7.55	9.10	10.15	
			AM		AM	PM	PM	PM	PM	PM	PM	
	(Daily connections for Richmond, Va.)		AM		AM	PM	PM	PM		PM	AM	
0.0	Lv Washington, D. C. (R. F. & P.)		9.00		10.50	1.50	5.00	6.25		10.00	12.05	
116.6	Ar Richmond, Va. (Broad Street Station) (R. F. & P.)				1.15			9.00				
116.6	Ar Richmond, Va. (Main Street Station) (S. A. L.)		11.50			4.27	7.43			12.48	3.05	
			AM		PM	PM	PM	PM		AM	AM	

### EXPLANATION OF REFERENCE MARKS AND NOTES FOR TABLES 10 TO 12.

- Light-face figures A. M. time. Dark face figures P. M. time.
- Daily. φ Daily, except Sundays and Holidays. # Saturdays only.
  - Daily, except Saturdays, Sundays and Holidays.
  - △ Daily, except Saturdays. ▲ Sundays and Holidays only.
  - a Stops on notice to agent to take on passengers for points beyond Bound Brook.
  - c Eight minutes earlier on Saturdays, Sundays and Holidays.
  - d Stop on notice to ticket agent to receive passengers for Wayne Junction and west.
  - e Three minutes later Sundays and Holidays.
  - f Stop on signal to receive or discharge passengers.
  - g Stop to discharge passengers from Wayne Junction and points west.
  - h Via connecting train, change at Wayne Junction.
  - m Stops daily except Sunday.
  - n Stops to discharge passengers from Philadelphia and east and receive passengers for Baltimore and west.
  - r Eight minutes earlier Sundays and Holidays.
  - ♣ Connects with Old Bay Line Steamers leaving Baltimore daily and Washington every other day 5.30 p. m. Standard Time (6.30 p. m. Daylight Time), for Old Point Comfort and Norfolk.

**Holidays**—The term "Holidays" referred to in Table 12 are New Year's Day, Memorial Day, Independence Day, Labor Day, Thanksgiving and Christmas.

**Note 1**—For the convenience of travelers not using Motor Coach Train Connection, frequent ferry service is operated between Liberty Street Station and Jersey City Terminal (C. of N. J.).

**Note 2**—Direct connections from Camden Station to and from Fort Meade and Annapolis, Md.

**Note 3**—Taxi and Bus service is available between Aikin, Md. and U. S. Naval Training Station, Bainbridge, Md.

**INTERCHANGEABLE TICKETS BETWEEN PHILADELPHIA AND NEW YORK.** Tickets reading between Philadelphia or Wayne Junction and Plainfield, Elizabeth and New York will be honored on the Baltimore & Ohio Route or Reading-Jersey Central Route.

This interchangeable arrangement does not apply to commutation or special excursion tickets, which are restricted to certain trains.

Passengers using the Baltimore & Ohio Route may also use (without extra charge) B&O motor coach service between trains at Jersey City and any of thirteen motor coach stations and stops in New York and Brooklyn.

You may drive your private automobile to trains at Jersey City Terminal (C. of N. J.) on payment of ferry charges. If you desire to use this privilege, telephone MUrray Hill 3-4400, extension 21, or notify the ticket collector when tendering your ferry vehicle ticket.

**\* DIESEL - ELECTRIC POWER.**



All schedules shown are based on Standard Time. Daylight Saving Time, in Cities where in effect, is one hour later than Standard.

**Table 13 WESTWARD**

**Baltimore to Washington—Coaches on All Trains  
Fort Meade Train-Bus Connections. For additional service see table 15.**

Miles	(EASTERN STANDARD TIME)	511	139	109	143	145	21	35	147	27	153	5	157	19	159	1	523	17	3	23	7	
0.0	Lv Baltimore, Md. (Mt. Royal)	AM	AM	AM	AM	AM	AM	AM	AM	AM	PM	PM	PM	PM	PM	PM	PM	PM	PM	PM	PM	PM
1.5	Lv Baltimore (Camden)	5.10	5.20	5.30	5.40	5.50	6.00	6.05	6.10	6.15	6.20	6.25	6.30	6.35	6.40	6.45	6.50	6.55	7.00	7.05	7.10	7.15
3.6	Mt. Winans																					
5.6	Lansdowne																					
6.9	Halethorpe																					
8.2	St. Denis																					
8.7	Relay																					
9.8	Elk Ridge																					
11.2	Hanover																					
11.9	Harwood																					
13.0	Dorsey																					
14.5	Montevideo																					
15.4	Jessup (Ft. Meade Bus)																					
16.0	Bridewell																					
17.5	Ft. Meade Jct.																					
	Ft. Meade (For Bus service, see below)																					
19.1	Savage																					
20.9	Laurel (Ft. Meade Bus)	5.33	6.11	6.05	6.42	7.08																
22.7	Oak Crest																					
23.2	Contee																					
24.6	Muirkirk																					
25.8	Amundale																					
26.8	Beltsville																					
27.7	Sunnyside																					
29.9	Berwyn																					
31.1	College Park																					
32.1	Riverdale																					
33.1	Hyattsville																					
34.0	Brentwood																					
35.6	Langdon																					
38.3	Ar Washington, D.C. (Union Station)	6.00	7.05	6.30	7.10	7.30	8.50	9.50	10.40	12.30	1.55	4.10	4.55	5.35	6.30	6.10	7.55	8.15	9.10	9.50	10.15	
	Lv Jessup																					
	Lv Laurel	6.22	6.45	6.45	7.00	7.45																
	Ar Fort Meade																					
	Lv Fort Meade																					
	Ar Laurel	6.45	6.45	6.00	6.00	6.49																
	Ar Jessup																					

**EASTWARD**

**Washington to Baltimore—Coaches on All Trains**

Miles	(EASTERN STANDARD TIME)	528	140	144	148	2	18	20	6	4	504	34	28	152	154	8	156	158	38	22	166	168
0.0	Lv Washington, D.C. (Union Station)	AM	AM	AM	AM	AM	AM	AM	AM	AM	NOON	PM	PM	PM	PM	PM	PM	PM	PM	PM	PM	PM
2.7	Langdon	1.00	5.00	5.00	5.00	5.00	5.00	5.00	5.00	5.00	12.00	12.35	12.45	13.15	13.42	4.00	4.05	4.35	5.30	6.00	8.30	11.20
4.3	Brentwood, Md.																					
5.2	Hyattsville																					
6.2	Riverdale																					
7.2	College Park																					
8.4	Berwyn																					
10.6	Sunnyside																					
11.5	Beltsville																					
12.5	Amundale																					
13.7	Contee																					
15.1	Oak Crest																					
15.6	Laurel (Ft. Meade Bus)																					
17.4	Savage																					
19.2	Ft. Meade Jct.																					
20.8	Bridewell																					
22.3	Jessup																					
22.9	Montevideo																					
23.8	Dorsey																					
25.3	Harwood																					
26.4	Hanover																					
27.1	Elk Ridge																					
29.6	Relay																					
30.1	St. Denis																					
31.4	Halethorpe																					
32.7	Lansdowne																					
34.7	Mt. Winans																					
36.8	Ar (Camden Sta.)	1.45	6.30	7.00	7.10	8.08	8.20	8.50	9.38	10.53	12.36	12.36	2.10	3.55	4.28	4.38	5.40	5.18	6.10	6.45	9.10	12.10
38.3	Ar (Mt. Royal) Baltimore, Md.	2.03				8.16			9.46	11.01	12.44		3.29	3.55	4.35	4.46		5.25	6.19			
	Lv Jessup																					
	Lv Laurel	6.22	6.45	6.45	7.00	7.45																
	Ar Fort Meade																					
	Lv Fort Meade																					
	Ar Laurel	6.45	6.45	6.00	6.00	6.49																
	Ar Jessup																					

Light-face figures A. M. time. \* Daily † Daily, except Sundays. † Daily, except Saturdays. † Except Saturdays, Sundays and Holidays. † Except Sundays and Holidays. † Saturdays only. † Daily except Saturdays and Sundays. † Stops on signal to receive or discharge passengers. † Stops on signal Saturdays only. † Stops on signal Sundays only. Note 1—Buses via Laurel leave from Station Hospital. Buses via Jessup leave from Post Bus Terminal. Dark-face figures P. M. time. † Will not run on Sundays, New Year's Day, Washington's Birthday, Memorial Day, Fourth of July, Labor Day, Thanksgiving Day or Christmas.



**EXTRA COMFORT FOR COACH TRAVELERS**

Rent a pillow overnight—only 25 cents

**WASHINGTON STOPOVER PRIVILEGE**

You have a good opportunity to see the nation's capital when you travel B&O—"The Washington Route." Ask the ticket agent about B&O's liberal stopover privileges.



for • fast • friendly • convenient • dependable • economical

**Service**



**ALWAYS ASK THE EXPRESS MAN!**

All schedules shown are based on Standard Time. Daylight Saving Time, in Cities where in effect, is one hour later than Standard.

# Table 14 Baltimore, Washington, Silver Spring, Brunswick and Harpers's Ferry

Miles	(EASTERN STANDARD TIME)	145	21	27	177	5	5	157	19	1	17	3	7	23
		AM	AM	AM	PM	PM	PM	PM	PM	PM	PM	PM	PM	PM
0.0	Lv Baltimore—													
1.5	Mt. Royal Sta.	*6.40	*8.00	11:38		*3.18	*3.18			*5.16	*8.17	*9.22		
18.3	Ar Washington	6.45	8.05	11.45		3.25	3.25	4.05	4.45	5.25	7.30	8.25	9.30	
0.0	Lv Washington	*8.00	*9.05	*1.15	13.50	*4.30	*4.40	5.05	5.50	6.10	8.15	9.10	10.15	
2.6	University							5.12						10.25
3.8	Terra Cotta													
4.2	Chillum													
5.2	Lamond							5.17						
6.7	Takoma Park													
6.9	N. Takoma, Md.													
6.9	Silver Spring	8.14	9.18	1.29	4.03	4.44	4.54	5.19	6.04	6.44	8.43	9.44	11.04	10.39
7.8	Woodside													
8.7	Linden													
9.2	Forest Glen							14.07						
9.9	Capitol View							14.08						
10.4	Kensington							15.22						
13.2	Garrett Park							15.26						
15.0	Randolph							15.29						
16.0	Autrey Park							5.29						
16.0	Rockville													
17.2	Westmore							4.22						
18.5	Derwood													
20.1	Washington Gr.							5.34						
21.1	Gaithersburg							5.38						
21.9	Ward							5.41						
22.6	Brown							5.43						
23.7	Clopper													
24.4	Waring													
25.9	Germantown							15.46						
28.4	Boyd							5.50						
29.8	Buck Lodge							5.53						
32.6	Barnesville							15.56						
34.8	Dickerson							6.00						
38.5	Tuscarora							6.03						
42.1	Ar Point of Rocks.	8.50			5.04			6.11						
45.0	Ar Catocin													
49.0	Ar Brunswick	9.05		2.14	5.20			6.25		9.29			11.25	
51.4	Ar Knoxville													
52.2	Weverton													
54.1	Sandy Hook, Md.													
55.1	Ar Harpers's Ferry, W. Va.	9.21	10.11	2.24					6.58	9.40				

## EASTWARD

Miles	(EASTERN STANDARD TIME)	88	10	178	2	18	20	26	6	4	34	784	8	22	12
		AM	AM	AM	AM	AM	AM	AM	AM	AM	504	504	PM	PM	PM
0.0	Lv Harpers's Ferry														
1.0	Sandy Hook, Md.														
2.9	Lv Weverton														
3.7	Knoxville														
6.1	Lv Brunswick	*6.35	5.15	5.25											
9.9	Catocin														
13.0	Lv Point of Rocks.	4.44													
16.6	Tuscarora														
20.3	Dickerson														
22.6	Barnesville														
25.8	Buck Lodge														
26.7	Boyd														
29.2	Germantown														
30.7	Waring														
31.4	Clopper														
32.6	Brown														
33.5	Ward														
34.0	Gaithersburg														
35.0	Washington Gr.														
36.6	Derwood														
37.9	Westmore														
39.1	Rockville														
40.1	Autrey Park														
41.9	Randolph														
43.2	Garrett Park														
44.7	Kensington														
45.2	Capitol View														
45.9	Forest Glen														
46.4	Linden														
47.3	Woodside														
48.2	Silver Spring	5.47	6.05	6.38	*6.46	*7.01	*7.35	*7.55	*8.10	9.32	10.55	10.41	3.17	5.27	10.52
48.9	N. Takoma, Md.														
49.4	Takoma Pk., D.C.	15.51		6.40											
49.9	Lamond														
50.9	Chillum														
51.3	Terra Cotta														
52.5	University														
55.1	Ar Washington	6.05	6.25	6.55	7.05	7.20	7.50	8.15	8.30	9.50	11.25	10.55	3.35	5.45	11.05
0.0	Lv Baltimore	7.30	7.30	7.30	7.30	7.40	8.05	9.00	9.00	10.15	12.00		4.00	6.00	11.20
36.8	Ar Camden Sta.	7.10	8.08	8.08	8.08	8.20	8.50	9.38	9.38	10.53	12.36		4.38	6.45	12.10
38.3	Mt. Royal Sta.	8.16	8.16	8.16				9.46	9.46	11.01	12.44		4.46		

### REFERENCE NOTES FOR TABLE 14.

Light-face figures A. M. time. **Dark-face figures P. M. time.**  
 \* Daily. † Daily except Sundays. ‡ Daily except Saturdays and Sundays.  
 § Saturdays only. ¶ Sundays only. Ⓢ Daily except Saturdays and Sundays.  
 f Stops on signal to receive or discharge passengers.  
 v Stops on signal daily to discharge passengers from stations west of Parkersburg, and on Sundays only to receive passengers for Washington and east.  
 x Stops to discharge passengers from east of Baltimore and receive passengers for Pittsburgh and west.  
 z Stops Saturdays and Sundays to discharge passengers from Washington and east.

# Table 15 Fort Meade Service

Coordinated Service via BALTIMORE & OHIO R. R. and WEST VIRGINIA TRANSPORTATION COMPANY

All tickets issued by above lines will be honored via any of the following routes to or from Baltimore and Washington

NOTE—Buses via Laurel leave Fort Meade from Station Hospital. Buses via Jessup leave from Post Bus Terminal.

## FORT MEADE TO BALTIMORE.

Leave Fort Meade.	Arrive Camden Station.	Company.	Route.
* 5:00 AM	6:00 AM	W.Va.	Bus Direct
# 5:20	7:00 AM	W.Va.	Via Laurel
† 6:10	7:10	W.Va.	Via Laurel
* 8:00	9:00	W.Va.	Bus Direct
* 9:15	10:15	W.Va.	Bus Direct
φ 10:30	11:30	W.Va.	Bus Direct
* 11:00	12:00 NN	W.Va.	Bus Direct
φ 11:30	12:30 PM	W.Va.	Bus Direct
* 12:00 NN	1:00	W.Va.	Bus Direct
φ 12:30 PM	1:30	W.Va.	Bus Direct
† 12:40	2:10	W.Va.	Via Laurel
φ 1:45	2:45	W.Va.	Via Laurel
* 2:30	3:30	W.Va.	Bus Direct
* 3:15	4:15	W.Va.	Bus Direct
○ 3:15	4:28	W.Va.	Via Laurel
* 3:45	4:45	W.Va.	Bus Direct
* 4:45	5:45	W.Va.	Bus Direct
‡ 5:05	6:05	W.Va.	Bus Direct
* 5:30	6:30	W.Va.	Bus Direct
* 5:35	6:45	W.Va.	Via Laurel
‡ 5:45	6:45	W.Va.	Bus Direct
* 6:10	7:10	W.Va.	Bus Direct
‡ 7:15	8:15	W.Va.	Bus Direct
* 8:15	9:15	W.Va.	Bus Direct
* 9:15	10:15	W.Va.	Bus Direct
* 10:45	11:45	W.Va.	Bus Direct
* 11:00	12:10 AM	W.Va.	Via Laurel
* 11:30	12:30 AM	W.Va.	Bus Direct

## BALTIMORE TO FORT MEADE

Leave Camden Meade.	Arrive Fort Meade.	Company.	Route.
‡ 12:30 AM	1:30 AM	W.Va.	Bus Direct
* 1:00	2:00	W.Va.	Bus Direct
† 1:30	2:30	W.Va.	Bus Direct
* 2:00	3:00	W.Va.	Bus Direct
‡ 2:30	3:30	W.Va.	Bus Direct
* 3:00	4:00	W.Va.	Bus Direct
† 4:00	5:00	W.Va.	Bus Direct
† 5:20	6:45	B.&O.	Via Laurel
○ 5:40	6:45	B.&O.	Via Laurel
* 6:00	7:00	W.Va.	Bus Direct
○ 6:15	7:00	B.&O.	Via Jessup
* 6:45	7:45	B.&O.	Via Laurel
* 9:00	10:00	W.Va.	Bus Direct
* 10:00	10:55	B.&O.	Via Laurel
‡ 10:30	11:30	W.Va.	Bus Direct
‡ 1:00	1:30 PM	W.Va.	Bus Direct
‡ 1:00	2:00	B.&O.	Via Laurel
‡ 1:00	2:00	W.Va.	Bus Direct
* 1:30	2:30	W.Va.	Bus Direct
φ 1:45	2:45	W.Va.	Bus Direct
* 3:30	4:30	W.Va.	Bus Direct
‡ 4:30	5:30	W.Va.	Bus Direct
† 4:50	6:20	B.&O.	Via Laurel
* 5:00	6:00	W.Va.	Bus Direct
‡ 6:10	7:10	W.Va.	Bus Direct
* 6:30	7:30	W.Va.	Bus Direct
‡			

All schedules shown are based on Standard Time. Daylight Saving Time, in Cities where in effect, is one hour later than Standard.

Table 16

### Connellsville and Versailles to Pittsburgh

Miles	WESTWARD	17	7	545	547	549	557	559	563	21	565	567	9	19
0.0	(EASTERN STANDARD TIME)	AM	AM	AM	AM	AM	AM	AM	PM	PM	PM	PM	PM	PM
0.0	Lv Connellsville, Pa.	* 1.57	* 4.33							* 3.15			* 7.07	* 11.27
2.4	Broad Ford													
5.4	Dawson													
12.7	Layton													
16.0	Banning													
16.9	Jacobs Creek													
18.8	Smithton													
20.3	Fitz Henry													
22.2	Reduction													
24.7	West Newton													
26.9	Gratztown													
28.6	Suter													
30.0	Scott Haven													
31.4	Vista													
32.7	Shaner													
35.2	Guffey													
34.2	Robbins													
35.4	Coulter													
36.4	Alpsville													
40.2	Versailles													
41.3	Christy Park													
43.1	McKeesport	2.47	5.28											
44.3	Riverton													
44.8	Firth Sterling													
45.7	Denmler													
47.1	Bessemer													
48.1	Braddock (P & L E Sta.)													
48.2	Braddock (B & O Sta.)													
48.9	Rankin													
50.3	Denniston													
53.1	Glenwood													
53.9	Wenzelwood													
57.8	Ar Pittsburgh, Pa.	3.13	6.00							4.40			8.30	12.51
	P & L E Smith's d St. Sta.													
	B & O Smith's d St. Sta.													

### Pittsburgh to Versailles and Connellsville

Miles	EASTWARD	18	20	26	548	8	22	550	554	556	558	560	562	564	10
0.0	(EASTERN STANDARD TIME)	AM	AM	AM	AM	AM	AM	AM	PM	PM	PM	PM	PM	PM	PM
0.0	Lv Pittsburgh, Pa.														
3.9	Hazelwood														
4.7	Glenwood														
7.5	Denniston														
8.9	Rankin														
9.6	Braddock (B. & O. Station)														
9.7	Braddock (P. & L. E. Sta.)														
10.8	Bessemer														
12.6	Denmler														
13.4	Firth Sterling														
13.8	Riverton														
14.8	McKeesport														
16.6	Christy Park														
17.7	Versailles														
20.8	Emblem														
21.4	Alpsville														
22.4	Coulter														
23.6	Robbins														
24.6	Guffey														
25.1	Shaner														
26.4	Vista														
27.8	Scott Haven														
29.2	Suter														
30.9	Gratztown														
33.1	West Newton														
35.3	Reduction														
37.1	Fitz Henry														
39.0	Smithton														
40.9	Jacobs Creek														
41.5	Banning														
45.1	Layton														
52.4	Dawson														
55.4	Broad Ford														
57.8	Ar Connellsville, Pa.	1.49	2.07	2.50		9.48	11.54								12.05

REFERENCE NOTES FOR TABLES 16 TO 18.

- Light-face figures A. M. time. Dark-face figures P. M. time.
- \* Daily. † Daily except Sunday. ‡ Mondays, except holidays.
- § Daily except Sundays and Holidays.
- b Stops at P. & L. E. station to discharge passengers from New Castle and west and receive passengers for stations east of McKeesport.
- c Stops to discharge passengers.
- e Stops at P. & L. E. station to discharge passengers from stations east of McKeesport and receive passengers for New Castle and stations west.
- f Stops on signal to receive or discharge passengers.
- w Stops on signal daily, except Sundays and Holidays.
- y Stops to discharge passengers from stations east of McKeesport.
- z Stops to receive passengers for stations east of McKeesport.
- Holidays—New Year's, Memorial Day, Fourth of July, Labor Day, Thanksgiving. Christmas are legal Holidays observed in the State of Pennsylvania.

For Pullman, Coach and Dining Car Service, see pages 10 and 11.

Table 17

### Connellsville, Morgantown, Fairmont, Grafton

Miles	Eastward	Westward
0.0	(EASTERN STANDARD TIME)	(EASTERN STANDARD TIME)
0.0	Lv Connellsville, Pa.	Lv Pittsburgh, Pa.
2.4	Broad Ford	Ar Connellsville, Pa.
5.4	Dawson	Lv Connellsville, Pa.
12.7	Layton	Dunbar
16.0	Banning	Mt. Braddock
16.9	Jacobs Creek	Uniontown
18.8	Smithton	Brownfield
20.3	Fitz Henry	Oliphant
22.2	Reduction	Fairchance
24.7	West Newton	Smithfield
26.9	Gratztown	Outcrop
28.6	Suter	Gart
30.0	Scott Haven	Lake Lynn
31.4	Vista	Nilan
32.7	Shaner	Pt. Marion, Pa.
35.2	Guffey	Hoard, W. Va.
34.2	Robbins	Van Vorhis
35.4	Coulter	Star City
36.4	Alpsville	Morgantown
40.2	Versailles	Uffington
41.3	Christy Park	Round Bottom
43.1	McKeesport	Outing
44.3	Riverton	Little Falls
44.8	Firth Sterling	Beechwood
45.7	Denmler	Opekiska
47.1	Bessemer	Jordan
48.1	Braddock (P & L E Sta.)	Catawba
48.2	Braddock (B & O Sta.)	Montana
48.9	Rankin	Fault
50.3	Denniston	Ar Fairmont, Pa.
53.1	Glenwood	Lv Grafton, Pa.
53.9	Wenzelwood	
57.8	Ar Pittsburgh, Pa.	

Table 18

### Grafton, Fairmont, Wheeling

Miles	Westward	Eastward
0.0	(EASTERN STANDARD TIME)	(EASTERN STANDARD TIME)
0.0	Lv Grafton, Pa.	Lv Fairmont, Pa.
3.9	Hazelwood	Ar Wheeling, W. Va.
4.7	Glenwood	Coffman
7.5	Denniston	Valley Falls
8.9	Rankin	Hammond
9.6	Braddock (B. & O. Station)	Powell
9.7	Braddock (P. & L. E. Sta.)	Poplar Island
10.8	Bessemer	Colfax
12.6	Denmler	Kingmont
13.4	Firth Sterling	Ar Fairmont, Pa.
13.8	Riverton	Lv Fairmont, Pa.
14.8	McKeesport	Barrackville
16.6	Christy Park	Farmington
17.7	Versailles	Rachel
20.8	Emblem	Mannington
21.4	Alpsville	Metz
22.4	Coulter	Glover Gap
23.6	Robbins	Burton
24.6	Guffey	Hundred
25.1	Shaner	Littleton
26.4	Vista	Denver
27.8	Scott Haven	Woodruff
29.2	Suter	Cameron
30.9	Gratztown	Loudenville
33.1	West Newton	Glen Easton
35.3	Reduction	Rosey Rock
37.1	Fitz Henry	Grave Creek
39.0	Smithton	Moundsville
40.9	Jacobs Creek	Plainfield
41.5	Banning	Glendale
45.1	Layton	McMechen
52.4	Dawson	Benwood Jct.
55.4	Broad Ford	Ar Wheeling, W. Va.
57.8	Ar Connellsville, Pa.	

### See America "Front Row Center"

There's no surer way to make your vacation or business trip a complete and memorable success than to see the glorious sights of famous cities and resort areas the popular



Gray Line way. Ask your Baltimore and Ohio Railroad Ticket or Passenger Agent for information and free folder.



All schedules shown are based on Standard Time. Daylight Saving Time, in Cities where in effect, is one hour later than Standard.

### Table 19 Pittsburgh, Du Bois, Buffalo

Eastward (Read Down)		Miles	(EASTERN STANDARD TIME)	Altitude Feet	Westward (Read Up)	
254	252			251	253	
(B. & O. Station)						
<b>Pittsburgh, Pa.</b> Ar						
AM	PM	0.0		749	8.25	8.05
* 9.05	* 9.00	52.4	Ar	1741	6.40	6.25
10.40	10.33	52.4	Ar	1011	6.32	6.20
10.52	10.41	52.4	Ar	1032		
11.09	11.00	55.2		1070	6.11	
11.17	11.07	62.6		1045		
11.17	11.07	67.5		1021	6.58	
11.26	11.16	72.5		1197	6.50	
		75.3		1096		
		79.3		909		
		80.0		1334		
12.03	11.47	94.6		1230	6.11	5.05
		98.1		1183		
		100.2		1172		
		102.5		1189		
		105.8		1226	4.50	
12.22	12.12	108.0		1268		
		110.3		1288		
		112.2		1234	4.41	4.37
12.37	12.20	113.5		1291	4.25	
12.51	12.30	120.0		1375		
		125.1		1359	4.17	
1.04	1.00	127.8		1340		
		134.9	Ar	1399	4.03	4.02
1.17	12.50	134.9	Ar	1389	3.99	3.50
1.28	1.15	134.9	Ar	1400	3.46	
1.33	1.17	137.0		1474		
1.49	1.136	143.0		1446	3.32	3.25
		145.4		1379	3.04	3.00
2.27	2.11	162.0		1462	2.48	2.38
2.44	2.34	170.4		1609		
		180.7		1877		
		186.3		2129		
3.29	3.20	191.8		2211	2.08	1.57
		200.7		2095		
		203.2		2102	1.52	
4.10	4.09	212.0		1441	1.30	1.16
		221.0		1405		
4.36	4.31	231.7	Ar	1413	1.05	1.29
4.44	4.39	231.7	Ar	1413	12.54	12.26
		236.2		1476		
4.57	5.12	240.6		1548	12.40	12.14
		245.0		1632		
5.13	5.30	251.3		1585	12.18	
5.31	5.52	260.3		1344	12.00	11.42
		260.4		144	11.52	
		268.7		1180	11.43	
		271.0		1095	11.39	
		276.0		991	11.31	
		276.9		1009	11.29	
		278.0		1078		
6.00	6.31	281.2		870	11.22	
		287.5		601		
6.25	7.00	292.5	Ar	586	11.00	10.50
PM	AM				AM	PM

### Table 20 East Salamanca, Rochester

Eastward (Read Down)		Miles	(EASTERN STANDARD TIME)	Altitude Feet	Westward (Read Up)	
254	252			251	253	
(B. & O. Station)						
<b>Pittsburgh, Pa.</b> Ar						
AM	PM	0.0		749	8.25	8.05
* 9.05	* 9.00	52.4	Ar	1741	6.40	6.25
10.40	10.33	52.4	Ar	1011	6.32	6.20
10.52	10.41	52.4	Ar	1032		
11.09	11.00	55.2		1070	6.11	
11.17	11.07	62.6		1045		
11.17	11.07	67.5		1021	6.58	
11.26	11.16	72.5		1197	6.50	
		75.3		1096		
		79.3		909		
		80.0		1334		
12.03	11.47	94.6		1230	6.11	5.05
		98.1		1183		
		100.2		1172		
		102.5		1189		
		105.8		1226	4.50	
12.22	12.12	108.0		1268		
		110.3		1288		
		112.2		1234	4.41	4.37
12.37	12.20	113.5		1291	4.25	
12.51	12.30	120.0		1375		
		125.1		1359	4.17	
1.04	1.00	127.8		1340		
		134.9	Ar	1399	4.03	4.02
1.17	12.50	134.9	Ar	1389	3.99	3.50
1.28	1.15	134.9	Ar	1400	3.46	
1.33	1.17	137.0		1474		
1.49	1.136	143.0		1446	3.32	3.25
		145.4		1379	3.04	3.00
2.27	2.11	162.0		1462	2.48	2.38
2.44	2.34	170.4		1609		
		180.7		1877		
		186.3		2129		
3.29	3.20	191.8		2211	2.08	1.57
		200.7		2095		
		203.2		2102	1.52	
4.10	4.09	212.0		1441	1.30	1.16
		221.0		1405		
4.36	4.31	231.7	Ar	1413	1.05	1.29
4.44	4.39	231.7	Ar	1413	12.54	12.26
		236.2		1476		
4.57	5.12	240.6		1548	12.40	12.14
		245.0		1632		
5.13	5.30	251.3		1585	12.18	
5.31	5.52	260.3		1344	12.00	11.42
		260.4		144	11.52	
		268.7		1180	11.43	
		271.0		1095	11.39	
		276.0		991	11.31	
		276.9		1009	11.29	
		278.0		1078		
6.00	6.31	281.2		870	11.22	
		287.5		601		
6.25	7.00	292.5	Ar	586	11.00	10.50
PM	AM				AM	PM

### Table 21 Pittsburgh, Callery, Butler

Westward (Read Down)		Miles	(EASTERN STANDARD TIME)	Eastward (Read Up)		
501	455	521		456	530	518
(B. & O. Station)						
<b>Pittsburgh</b> Ar						
PM	AM	PM	AM	PM	AM	PM
* 9.00	† 4.40	* 9.05	0.0	6.50	8.05	8.25
	† 4.40		7.8	† 6.28		
	† 4.44		8.5	† 6.24	† 8.00	
	† 4.46		10.5	† 6.21		
	† 4.50		12.9	† 6.15	† 7.52	
	† 4.53		13.7	† 6.11		
	† 4.59		14.6	† 6.08	† 7.48	
	† 4.59		17.3	† 6.03		
	† 5.04		19.1	† 5.59	† 7.40	
	† 5.07		20.3	† 5.56		
	† 5.11		21.8	† 5.53	† 7.34	
† 9.42	† 5.16	† 9.47	23.5	† 5.49	† 7.30	
	† 5.19		25.4	† 5.45		
	† 5.21		26.2	† 5.42		
† 9.48	† 5.25	† 9.53	27.4	5.40	† 7.08	7.22
	† 5.29		30.0	5.36		
† 9.53	† 5.31	† 9.58	30.3	5.34	† 7.02	7.16
† 9.58	† 5.36	† 10.03	33.0	5.29	† 6.57	7.11
			36.3			
	† 5.43		37.7	† 5.21		
	† 5.47		39.1	5.18		
	† 5.52		42.8	† 5.12		
	† 5.57		43.8	† 5.05		
	† 6.05		49.0	† 5.00		
			36.3			
† 10.10	† 10.15	40.4		† 6.44	† 6.59	
	† 10.21	43.2		† 6.39	† 6.54	
	† 10.25	45.7		† 6.35	† 6.50	
10.33	PM	10.40	AM	52.4	Ar	Butler
PM	AM	PM	AM	PM	AM	PM

### Table 22 Burnsville and Richwood

Eastward (Read Down)		Miles	(EASTERN STANDARD TIME)	Westward (Read Up)	
135	485			136	492
AM	PM	AM	PM	AM	PM
† 9.25	0.0	74.7	Ar	2.35	
12.38	74.7	Ar	11.20		
† 1.10	0.0		11.05		
† 1.13	0.2		11.02		
† 1.19	2.3		11.55		
† 1.34	7.1		11.40		
† 1.41	8.7		10.35		
† 1.50	12.0		11.26		
† 1.57	12.6		10.23		
† 2.03	15.0		11.15		
† 2.11	18.0		10.07		
† 2.16	20.2		11.02		
† 2.22	22.9		† 9.55		
† 2.28	24.9		9.50		
† 2.34	26.6		† 9.44		
† 2.39	28.0		† 9.38		
2.58	33.5		9.22		
† 3.06	35.8		† 9.13		
† 3.15	38.3		† 9.04		
† 3.25	41.3		† 8.55		
† 3.34	44.5		8.48		
4.00	53.1		8.26		
4.03	54.1		8.22		
† 4.17	60.7		† 8.07		
† 4.22	62.5		† 8.02		
† 4.31	65.2		† 7.55		
† 4.37	68.5		† 7.50		
† 4.41	70.3		† 7.45		
4.45	71.7	Ar	† 7.40		
PM	AM	PM	AM	PM	AM

#### REFERENCE NOTES FOR TABLES 19 TO 24.

- Light-face figures A. M. time. Dark-face figures P. M. time.
- \* Daily. † Daily except Sunday. ☉ Daily except Sundays and Holidays.
- b Stop to discharge passengers from Buffalo.
- c Stop on signal Sunday only.
- f Stops on signal to receive or discharge passengers.
- h Stops to discharge passengers from Salamanca and points east, and receive passengers for Du Bois and points west.
- k Stops on signal Saturdays only.
- X Stop daily except Sunday.
- Holidays—New Years, Memorial Day, Fourth of July, Labor Day, Thanksgiving and Christmas are legal Holidays observed in the State of Pennsylvania.

### Table 23 Grafton, Gassaway, Charleston

Westward (Read Down)		Miles	(EASTERN STANDARD TIME)	Eastward (Read Up)	
135	485			136	492
AM	PM	AM	PM	AM	PM
† 9.25	0.0		2.35		
† 9.					





All schedules shown are based on Standard Time. Daylight Saving Time, in Cities where in effect, is one hour later than Standard.

Table 27

# New York, Washington to Parkersburg, Cincinnati, Louisville, St. Louis

Miles	WESTWARD				WESTWARD				
	1	3	7	511	1	235	3	233	11
	145	145	23	11	57	63	63	63	63
(EASTERN STANDARD TIME)									
Lv <b>NEW YORK, N. Y.</b> —	PM	PM	PM	PM	AM	AM	AM	AM	AM
42nd Street Station	* 1.15	+ 4.05	5.15	+11.15	* 3.15	AM	AM	* 5.57	* 6.10
Columbus Circle Station	1.10	4.00	5.10	10.00					
Rocketteller Center Sta. (49th St.)	1.10	4.00	5.10	10.30					
Lv <b>Brooklyn Station</b>									
Brooklyn Eagle Building	1.15	4.10	5.15	10.00					
Lv Liberty Street (C. of N. J.)	1.45	4.38	5.45	11.42					
0.0 Lv Jersey City (C. of N. J.)	N. J.	2.00	4.55	6.00	11.59				
11.5 Elizabeth (C. of N. J.)	N. J.	2.16	5.12	6.16	12.17				
23.0 Plainfield (C. of N. J.)	N. J.	2.30	5.25	6.30	12.35				
83.1 Wayne Junction (Rdg. Co.)	Pa.	3.25	6.21	7.25	2.03				
90.9 Philadelphia	Pa.	3.42	6.38	7.42	2.28				
115.9 Wilmington	Del.	4.07	7.03	8.10	2.58				
185.3 Baltimore (Mt. Royal Sta.)	Md.	5.16	8.17	9.22	6.40				
186.8 Baltimore (Camden Sta.)	Md.	5.25	8.25	9.30	6.45				
223.6 Ar Washington	D. C.	6.10	9.10	10.15	7.30				
223.6 Lv Washington	D. C.	* 6.30	9.30	* 10.25	* 8.00				
230.5 Silver Spring	Md.	6.44	9.44	10.39	8.14				
278.7 Harper's Ferry	W. Va.								
286.0 Shenandoah Junction	W. Va.			11.47	9.37				
296.9 Martinsburg	W. Va.	8.04	11.00	12.06	10.00				
369.5 Ar Cumberland	Md.			1.40	11.40				
0.0 Lv Cumberland	Md.	640		* 1.50	* 11.50				
5.9 Anncelle	Md.	650							
9.2 McKenzie	Md.	658							
15.2 Rawlings	W. Va.	707							
23.3 Keyser	W. Va.	815	9.57	12.50	2.25	12.25			
28.3 Piedm't (op. West'np't)	W. Va.	919			2.40	12.33			
30.3 Bloomington	Md.	1041							
34.3 Bond	Md.	1498							
36.1 Frankville	Md.	1706							
39.0 Swanton	Md.	2043							
41.3 Swanton	Md.	2292							
45.1 Altamont	Md.	2622							
47.9 Deer Park Station	Md.	2473							
51.3 Mountain Lake Park	Md.	2403							
55.9 Oakland	Md.	2479	10.57		3.45	1.20			
59.3 Hutton	Md.	2462				1.28			
59.9 Corinth	W. Va.	2432							
62.1 Hopemont	W. Va.	2507							
63.7 Terra Alta	W. Va.	2549							
69.0 Rodemey	W. Va.	2706			4.08	1.45			
73.3 Ambersburg	Pa.	1623							
75.4 M. & K. Junction	Pa.	1408			4.30				
76.1 Rowlesburg	Pa.	1402			4.33	2.07			
80.6 Blaser	Pa.	1850							
82.0 Tunnelton	Pa.	1817			4.49	2.22			
83.7 West End	Pa.	1739							
85.2 Austen	Pa.	1575							
88.9 Newburg	Pa.	1217			5.02	2.37			
90.1 Independence	Pa.	1166							
91.5 Hardman	Pa.	1116							
96.1 Thornton	Pa.	1043							
101.4 Ar Grafton	Pa.	1000	12.28	3.08	5.30	3.01			
105.3 Webster	Pa.	1075	12.28	3.13	5.45	3.21			
107.8 Brydon	Pa.	1123							
109.4 Simpson	Pa.	1088							
111.5 Flemington	Pa.	1028							
113.4 Rossmont	Pa.	1004							
117.0 Oral	Pa.	1004							
119.0 Bridgeport	Pa.	985							
120.6 Lodgeville	Pa.	995							
124.1 Clarksburg	Pa.	1013	1.05	3.52	6.35	3.53			
128.2 Wilsonburg	Pa.	984							
131.4 Wolf Summit	Pa.	1133							
135.5 Bristol	Pa.	1029							
137.5 Salem	Pa.	1047			6.58	4.13			
138.5 Industrial School	Pa.	986							
143.1 Long Run	Pa.	854							
145.5 Morganville	Pa.	812			7.08				
148.3 Smithsburg	Pa.	769							
151.3 West Union	Pa.	822				7.21	4.34		
154.3 Central	Pa.	815				7.26			
158.6 Greenwood	Pa.	872							
160.1 Toll Gate	Pa.	799							
163.5 Pennsboro	Pa.	841				7.45	4.54		
168.8 Ellenboro	Pa.	784				7.57			
173.6 Cornwallis	Pa.	687				8.05			
176.2 Cairo	Pa.	679				8.11			
178.3 Silver Run	Pa.	807				8.16			
183.2 Petroleum	Pa.	697				8.27			
186.2 Eaton	Pa.	773				8.32			
190.6 Walker	Pa.	629				8.39	5.33		
195.6 Kanawha	Pa.	611				8.47			
198.5 Davisville	Pa.	610							
199.5 Nicolette	Pa.	615				8.56			
201.7 Stewart	Pa.	630							
204.8 Ar Parkersburg (Sixth St.)	W. Va.	641	3.12	5.53	9.10	5.57			
			AM	AM	AM	PM			

See Table 25 for additional trains New York to Cumberland.

See Table 29 for additional service between Cincinnati and Louisa.

**REFERENCE NOTES FOR TABLE 27.**  
 Light-face figures A. M. time. \* Daily. † Daily except Sunday. Dark-face figures P. M. time  
 E. S. T.—Eastern Standard Time. ‡ Daily, except Saturday. C. S. T.—Central Standard Time.  
**a** Stops to receive passengers for Wayne Junction and west.  
**b** Stops to receive passengers for Baltimore and west.  
**d** Stops to discharge passengers from Washington, D. C., and east and to receive for Cincinnati and west.  
**f** Stops on signal to receive and discharge passengers.  
**g** Stops to receive passengers.  
**h** Stops daily except Sunday.  
**m** Stops to discharge passengers from Washington and east and receive for west of Cincinnati.  
**y** Stops to discharge passengers from Washington, D. C., and east.  
**For Pullman, Coach and Dining Car Service, see pages 10 and 11.**

**"I DIDN'T KNOW HOW TO PLAN MY TRIP — THEN I REMEMBERED B&O's WOMEN'S TRAVEL BUREAU!"**

Many a woman traveler has been aided and guided, without obligation, by this service. You'll find the Bureau, staffed by women experts at:

**BALTIMORE 1, MD.**  
 Baltimore & Charles Sts.  
 Phone Lexington 0400  
 Branch 2121

**WASHINGTON 6, D. C.**  
 B&O Corner  
 Connecticut Ave. & H St., N.W.  
 Phone Sterling 8100

**CHICAGO 3, ILL.**  
 Suite 1320, Bankers Bldg.  
 Clark & Adams Sts.  
 Phone WAbash 2-2211



Table 28

## St. Louis, Louisville, Cincinnati to Parkersburg, Washington, New York

Miles	EASTWARD		12	64	2	4	236
	PM	AM	AM	PM	PM	PM	PM
0.0	(CENTRAL STANDARD TIME)						
0.0	Lv <b>ST. LOUIS</b> (C.S.T.)	11.30	10.05	1.10	9.05		
338.1	Ar Cincinnati (E.S.T.)	7.50	6.05				
0.0	Lv <b>Louisville</b> (C.S.T.)	8.90	1.55	5.00			
128.0	Ar Cincinnati (E.S.T.)	12.30	6.05	9.05			
0.0	Lv <b>Indianapolis</b> (N.Y. Cent.)	4.25	2.02	5.20			
108.9	Ar Cincinnati (N.Y. Cent.)	8.00	5.30	9.05			
0.0	Lv <b>Cincinnati</b> (E.S.T.)	8.50	1.50	6.25	9.50		
4.6	Winton Place	9.00	2.00	6.35	10.00		
9.8	<b>Oakley</b>	9.10	2.10	6.45	10.10		
11.4	Madisonville						
12.0	East Madisonville						
14.5	Madeira						
15.7	Allandale						
18.0	Remington						
19.0	Miami Grove						
20.2	Symmes						
21.1	Twightwee						
22.8	<b>Loveland</b>	9.28	2.26				
27.3	Hills						
29.1	Cozadale						
31.8	Pleasant Plain						
38.4	<b>Blanchester</b>	9.54	2.22	10.48			
42.9	<b>Midland City</b>	10.03	3.02	11.00			
48.1	Martinsville						
50.8	Farmers						
54.5	New Vienna	10.19					
63.2	Leesburg	10.30					
65.4	East Monroe						
72.0	<b>Greenfield</b>	10.48	7.55	10.55			
74.7	Lyndon						
78.6	Harpers						
83.0	Roxabell						
85.7	Musselman						
89.2	Anderson						
95.9	Ar <b>Chillicothe</b>	11.16	8.29	11.24			
95.9	Lv <b>Chillicothe</b>	11.23	8.28	11.29			
100.4	Gravel Pit						
103.2	Schooley's						
107.8	Vigo						
110.3	West Junction						
118.2	Byers						
119.9	Richland						
125.5	Ar <b>Hamden</b>	12.03	9.03				
0.0	Lv Portsmouth						
52.8	Ar Wellston						
55.9	Ar Hamden						
125.5	Lv <b>Hamden</b>	12.03	9.03				
129.9	Dundas						
134.3	Red Diamond						
137.5	Zaleski						
141.2	Hope						
142.8	Mooreville						
144.3	Inghams						
146.4	Mineral						
149.2	New Marshfield						
151.8	Luhrig						
154.7	Grosvenor						
156.2	<b>Athens</b>	12.46	9.39	12.37			
163.4	Canaanville						
167.6	Guysville						
169.7	Stewart						
171.9	Beebe						
175.2	Frosh						
179.3	Coolville						
181.4	Torch Hill						
184.8	Little Hocking						
187.5	Porterfield						
190.5	Rockland						
191.9	Belpre						
193.2	Ar <b>PARKERSBURG</b> (W. Va.)	1.33	10.25	1.23			
	(EASTERN STANDARD TIME)	PM	PM	AM	PM		

See Table 29 for additional service between St. Louis and Cincinnati.

Miles	EASTWARD		4	30	12	24	2
	AM	PM	AM	PM	PM	PM	PM
0.0	(Sixth St. Station)						
0.0	Lv <b>Parkersburg</b> (W. Va.)	1.26	4.05	1.40	9.00	10.28	
3.1	Stewart		4.11				
5.3	Nicolette		4.15		9.08		
6.3	Davisville		4.17				
9.2	Kanawha		4.22		9.13		
18.2	Walker		4.28		9.21		
21.6	Eaton		4.33		9.26		
26.5	Petroleum		4.38		9.31		
28.6	Silver Run		4.40		9.33		
31.2	Cairo		4.50		9.48		
36.0	Cornwallis		4.55		9.54		
44.7	Ellenberg		5.03		10.04		
46.3	Pennsboro		5.16		10.14		
60.5	Toll Gate		5.29		10.29		
66.3	Greenwood		5.38				
67.3	Central		5.47				
69.3	West Union		5.55		10.33		
73.7	Smithburg		6.02		10.39		
77.6	Morganville		6.07				
80.7	Long Run		6.16		10.46		
84.2	Industrial School		6.24				
85.9	Salem		6.31		10.56		
91.4	Briar		6.36				
93.3	Wolf Summit		6.48				
95.4	Wilsonburg		6.55				
103.4	Ar <b>Clarksburg</b>	3.23	7.26	3.45	11.27	12.27	
103.4	Lv <b>Grafton</b>	4.04	8.30	4.35	12.05	1.11	
108.7	Thorton	4.11	8.45	4.43	12.10	1.16	
113.2	Harmington		8.56				
114.7	Independence		9.07				
115.9	Newburg		9.10		5.02	12.29	
119.6	Austen		9.29		5.17	12.48	
121.1	West End		9.41		5.27	12.58	
122.9	Tunnelton		9.45		5.38	1.03	
124.2	Blaser		10.24		5.56	1.37	
128.7	Rowlesburg		10.30				
129.4	M. & K. Junction		10.32				
132.5	Amblersburg		10.50		6.13	1.53	
135.8	Rodemer		10.58		6.18	1.58	
141.1	Terra Alta		11.14				
142.8	Hopewent		11.14				
144.9	Corinth		11.36				
145.5	Hutton		11.43		7.01	2.44	
150.9	<b>Oakland</b>	5.32	11.54	6.30	7.11	2.55	3.35
153.5	Mountain Lake Park		12.09				
156.9	Deer Park Station		12.32		7.45	3.30	
159.7	Altamont		12.37		7.50	4.17	
163.5	Swanton		12.40		8.05	4.48	
165.8	Strecker		12.43		8.16	4.16	
168.7	Frankville		12.45		8.22	4.22	
170.5	Bond		12.48		8.34	4.34	
174.5	Bloomington		12.50		8.40	4.40	
175.9	Piedm't (op. West p'd) - W. Va.	6.19	11.36	7.01	2.44		
181.5	<b>Keyser</b>	6.30	11.54	7.11	2.55	3.35	
186.0	Dawson		12.09				
191.6	Rawlings		12.32		7.45	3.30	
195.6	McKenzie		12.37		7.50	4.17	
208.9	Ar <b>Cumberland</b>		12.40		8.05	4.48	
204.8	Lv <b>Cumberland</b>		12.43		8.16	4.16	
277.4	<b>Martinsburg</b> (W. Va.)	8.17	4.05	9.28	5.48	5.26	
288.3	Shenandoah Junction		4.30	9.54			
295.6	Harper's Ferry		5.27	10.52	7.01	6.46	
343.8	Silver Spring		5.45	11.05	7.20	7.05	
350.7	Ar <b>Washington</b> (D. C.)	9.50	6.00	11.20	7.40	7.30	
387.5	Lv <b>Baltimore</b> (Camden Sta.)		6.45	12.10	8.20	8.08	
389.0	<b>Baltimore</b> (Mt. Royal Sta.)		6.45	12.10	8.20	8.08	
458.4	<b>Wilmington</b> (Del.)		7.03	8.16	8.16		
483.4	<b>Philadelphia</b> (Pa.)		7.34	9.22	9.22		
491.2	Wayne Junction (Rdg. Co.)		7.56	10.11	10.11		
551.3	Plainfield (C. of N. J.)	N. J.	8.03	11.06	11.06		
562.8	Elizabeth (C. of N. J.)	N. J.	8.20	11.19	11.19		
574.3	Ar <b>Jersey City</b> (C. of N. J.)	N. J.	8.40	11.35	11.35		
575.3	Ar <b>Liberty Street Station</b> (C. of N. J.)	N. J.	8.50	11.50	11.50		
	<b>Brooklyn Station</b>		9.00	12.10	12.10		
	Brooklyn Eagle Building		9.10	12.20	12.20		
	Ar <b>NEW YORK, N. Y.</b>		9.20	12.30	12.30		
	Rockefeller Center Sta. (49th St.)		9.30	12.40	12.40		
	Columbus Circle Station		9.40	12.50	12.50		
	42nd Street Station		9.50	1.00	1.00		
	(EASTERN STANDARD TIME)		PM	AM	PM	PM	

### REFERENCE NOTES FOR TABLE 28.

Light-face figures A. M. time. \* Daily. † Daily except Sunday. Dark-face figures P. M. time. C. T.—Central Standard Time. E. T.—Eastern Standard Time.

- e Stops to receive passengers for Martinsburg and east.
- f Stops on signal to receive or discharge passengers.
- h Stops daily except Sunday.
- s Stops to discharge passengers from Wayne Junction and west.
- v Stops to discharge passengers from west of Parkersburg and receive for Washington and east.
- w Stops daily to discharge passengers from west of Parkersburg, and on Sundays to receive passengers for Washington and east.
- x Stops to discharge passengers from west of Cincinnati, and receive for Washington and east.

Note 4—Train 30 will stop on signal at Lesmainston, Irontown, Hierra, Wilson and Potomac, For Pullman, Coach and Dining Car Service, see pages 10 and 11.

See Table 26 for additional trains, Cumberland to New York.

## A CHICAGO SERVICE

### FOR PEOPLE WHO TRANSFER BETWEEN STATIONS



The Parmelee coupon on your through railroad ticket entitles you to a truly helpful service without additional charge. The "Parmelee Man" at your incoming station arranges for transfer of your luggage to your

Any Ticket Agent will tell you about

## PARMELEE SERVICE

outgoing station, and a new, luxurious Parmelee Limousine takes you either to your outgoing station or any hotel or other downtown destination.

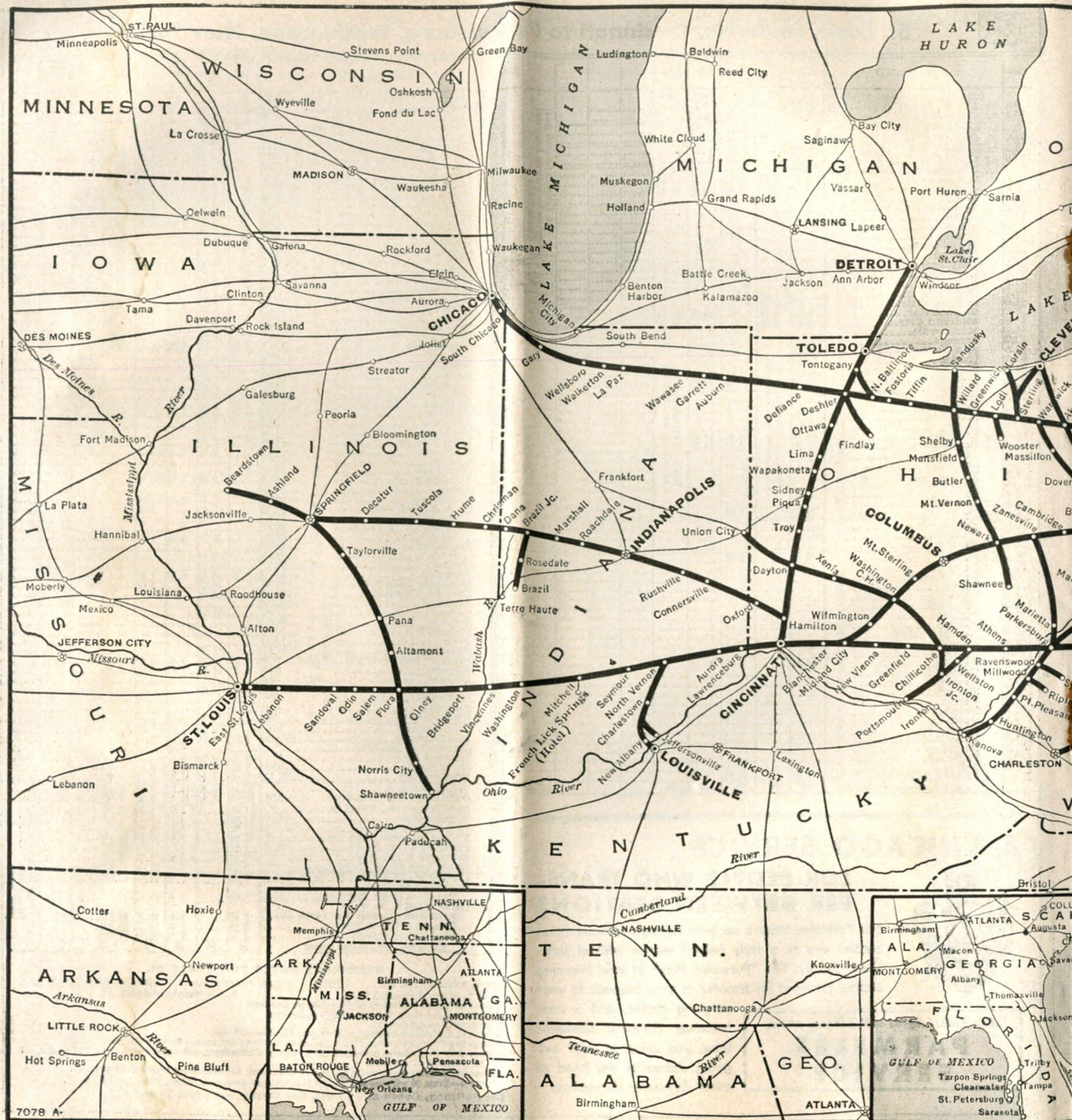




Table **29**

## Between Cincinnati, Lawrenceburg, North Vernon, Vincennes, St. Louis

Miles	WESTWARD						Miles	EASTWARD						
	(EASTERN STANDARD TIME)							(CENTRAL STANDARD TIME)						
	(UNION TERMINAL)							(UNION STATION)						
	Lv	Ar	Lv	Ar	Lv	Ar	Lv	Ar	Lv	Ar	Lv	Ar		
0.0	Lv	Ar	Lv	Ar	Lv	Ar	0.0	Lv	Ar	Lv	Ar	Lv	Ar	
0.7	Storrs	Ohio	* 7.30	* 7.35	* 10.10	* 6.30	* 11.59	0.0	Lv	Ar	Lv	Ar	Lv	Ar
9.6	Delhi	"						0.0	Lv	Ar	Lv	Ar	Lv	Ar
11.0	Fern Bank	"						11.0	Caseyville	"				
12.2	Addyston	"						13.5	Furman	"				
14.2	North Bend	"						18.3	O'Fallon	"				
17.4	Finney	"						24.6	Lebanon	"				
18.2	Columbia Park (E. S. T.)	"						27.5	Summerfield	"				
21.2	Lawrenceburg (C. S. T.)	Ind.	† 7.00	† 7.10	† 9.40	† 6.02	† 11.32	31.2	Trenton	"				
24.9	Aurora	"		7.17		† 6.08	† 11.40	35.4	Breese	"				
26.4	Cochran	"						39.6	Aviston	"				
35.0	Dillsboro	"						44.7	Beckemeyer	"				
36.5	Cold Springs	"						48.3	Carlyle	"				
39.2	Moore's Hill	"						52.5	Huey	"				
41.7	Milan	"		† 7.44		† 6.30		57.7	Shattuc	"				
44.3	Pierceville	"						61.8	Sandoval	"				
46.5	Delaware	"		† 7.56		† 6.40		65.5	Salem	"				
50.6	Osgood	"						71.3	Bannister	"				
54.2	Holton	"						75.9	Iuka	"				
57.2	Nebraska	"						79.7	Greendale	"				
61.2	Butlerville	"						84.5	Kenner's	"				
64.7	Oakdale	"						88.1	Flora	"				
67.5	North Vernon	"	7.58	8.21	10.38	7.07	12.38	96.5	Clay City	"				
71.3	North Vernon	"	8.01		10.43		1.01	103.9	Noble	"				
77.9	Hayden	"						111.0	Oney	"				
80.8	Fleming	"						118.8	Claremont	"				
86.3	Seymour	"	m 8.15		10.57		1.16	125.0	Sumner	"				
96.9	Brownstown	"						130.8	Bridgeport	"				
100.0	Vallonia	"						136.6	Lawrenceville	"				
104.5	Medora	"						140.6	Vincennes	Ind.				
109.1	Sparksville	"						150.1	Washington	"				
112.1	Fort Ritner	"						155.8	Montgomery	"				
116.8	Tunnelton	"						169.4	Cannelburg	"				
120.0	Rivervale	"						176.5	Loogootee	"				
125.5	Ar Mitchell	"	9.00		11.48		2.20	179.0	Shoals	"				
125.5	Lv Mitchell	C. I. & L. R.'s Motor	9.05					183.5	Willow Valley	"				
148.3	Ar French Lick	Coach Connection to	10.00		2.20			192.0	Huron	"				
0.0	Lv French Lick	and from B. & O.	8.00		3.15			197.6	Georgia	"				
22.8	Ar Mitchell	Station at Mitchell.	8.55					201.0	Ar Mitchell	"				
125.5	Lv Mitchell	(B. & O.)	9.00		11.48		2.20	207.1	Lv Mitchell	C. I. & L. R.'s Motor				
131.0	Georgia	"						212.6	Ar French Lick	Coach Connection to				
137.1	Huron	"						218.1	Lv French Lick	and from B. & O.				
140.5	Willow Valley	"						222.3	Ar Mitchell	Station at Mitchell.				
146.1	Shoals	"						228.8	Lv Mitchell	(B. & O.)				
154.6	Loogootee	"						212.6	Rivervale	"				
159.1	Cannelburg	"						218.1	Tunnelton	"				
161.6	Montgomery	"						221.3	Fort Ritner	"				
168.7	Washington	"	9.47		12.36		3.18	226.0	Sparksville	"				
175.8	Wheatland	"						229.0	Medora	"				
182.3	Fritchton	"						233.6	Vallonia	"				
187.6	Vincennes	"	10.05		12.54		4.05	238.1	Brownstown	"				
197.5	Lawrenceville	Ill.			p 1.12		† 4.18	241.2	Seymour	"				
201.5	Bridgeport	"						251.8	Fleming	"				
207.3	Sumner	"						257.3	Hayden	"				
213.1	Claremont	"						260.2	Ar North Vernon	"				
219.3	Oney	"						265.8	Lv North Vernon	"				
227.1	Noble	"			p 1.33		† 4.44	270.6	Oakdale	"				
234.2	Clay City	"						273.4	Butlerville	"				
241.6	Flora	"						276.9	Nebraska	"				
246.1	Kenner's	"			p 1.55		5.15	280.9	Holton	"				
254.0	Xenia	"						283.9	Dabney	"				
253.6	Greendale	"						287.5	Osgood	"				
258.4	Iuka	"						291.6	Delaware	"				
262.2	Bannister	"						293.8	Pierceville	"				
266.8	Salem	"			p 2.19		a 5.42	296.4	Moore's Hill	"				
272.6	Odin	"					a 5.49	298.9	Cold Springs	"				
276.3	Sandoval	"						301.6	Milan	"				
280.3	Shattuc	"						305.1	Dillsboro	"				
285.6	Huey	"						311.7	Cochran	"				
289.8	Carlyle	"						313.2	Aurora	"				
293.4	Beckemeyer	"						316.9	Lawrenceburg (C. S. T.)	"				
298.5	Breese	"						319.9	Columbia Park (E. S. T.)	Ohio				
302.7	Aviston	"						323.7	Finney	"				
306.9	Trenton	"						323.9	North Bend	"				
310.6	Summerfield	"						325.9	Addyston	"				
313.5	Lebanon	"						327.1	Fern Bank	"				
319.3	O'Fallon	"						328.5	Delhi	"				
322.6	Furman	"						337.4	Ar Cincinnati	(UNION TERMINAL)				
327.1	Caseyville	"						338.1	Ar Cincinnati	(EASTERN STANDARD TIME)				
334.8	East St. Louis	"	12.42		3.56		7.19							
338.1	Ar ST. LOUIS	Mo.	1.00		4.15		7.40							

**REFERENCE NOTES FOR TABLE 29.**

Light-face figures A. M. time. Dark-face figures P. M. time.

E, S. T.—Eastern Standard Time. \* Daily. † Daily except Sunday. C. S. T.—Central Standard Time.

**a** Stops on signal to discharge passengers from Cincinnati, Louisville and stations east and receive passengers for St. Louis.

**b** Stops on signal to discharge passengers from St. Louis, and to receive passengers for Cincinnati or stations east.

**d** Stops on signal to discharge passengers from St. Louis or west, and to receive passengers for Louisville, Cincinnati or east.

**e** Stops on signal Sunday to receive passengers for Cincinnati.

**f** Stops on signal to receive or discharge passengers.

**k** Stops on signal to receive passengers for Washington, D. C., and east.

**m** Stops on signal to discharge passengers from Washington, D. C., or east, and receive passengers for St. Louis.

**p** Regular stop daily except Sunday. On Sundays, stops on signal to discharge passengers from Cincinnati, Louisville and stations east, and receive passengers for St. Louis.

**r** Stops on signal to discharge passengers from Washington, D. C., and east.

**t** Stops on signal to discharge passengers from Cincinnati and points east.

**x** Stops on signal to discharge passengers from Washington, D. C., or east; and receive passengers for points west of St. Louis.

**For Pullman, Coach and Dining Car Service, see pages 10 and 11.**



All schedules shown are based on Standard Time. Daylight Saving Time, in Cities where in effect, is one hour later than Standard.

### Table 30 Louisville and Cincinnati to Dayton, Toledo and Detroit

Miles	NORTHWARD	12 356	64 54	50 2	52 4	58	56	19
	(Central Station)							
0.0	Lv <b>LOUISVILLE</b> (C. S. T.) Ky.	AM	AM	PM	PM	PM	PM	AM
3.6	New Albany Ind.	* 8.20	* 1.55	* 5.00	* 6.50	* 7.00	* 11.25	
13.3	Charlestown	8.30	2.05	5.10	7.00	7.15	11.35	
27.5	Marysville	f 8.46	2.19	5.25	7.15	7.30	11.49	
29.0	Nabb							
32.5	Lexington							
42.7	Deputy							
45.1	Paris							
47.3	Commiskey							
57.6	Ar <b>North Vernon</b>	9.30	3.07	6.12	8.00	8.17	12.37	
57.6	Lv <b>North Vernon</b> (Note 1)	* 4.53	* 3.28	* 6.30				
78.3	Osgood	f 9.53						
87.2	Milan	f 10.20						
104.0	Aurora	5.55	10.44		8.43	8.58		
107.7	Lv <b>Lawrenceburg</b> (C.S.T.)	6.02	10.54	c 4.30	c 7.30	8.25		
128.9	Ar <b>Cincinnati</b> (E.S.T.) Ohio	7.50	12.30	6.05	9.05	11.05		
0.0	Lv <b>Cincinnati</b>	9.30	12.50		11.45			
4.6	Winton Place	9.40	1.00		11.56			
6.4	Ivorydale							
7.3	Elmwood Place							
9.4	Hartwell							
10.6	Wyoming							
13.8	Glendale	10.05						
18.0	Stockton							
22.8	Lindenwald							
24.3	<b>Hamilton</b>	10.28	1.33		12.35			
28.9	Overpeck	f 10.35						
32.6	Trenton	10.39						
36.4	Middletown	10.43	1.48					
40.8	Poast Town							
42.8	Carlisle	f 10.52						
47.7	Miamisburg	11.00						
55.0	Ar <b>Dayton</b>	11.15	2.10		1.15			
58.0	Lv <b>Dayton</b>	11.30	2.15		1.25			
66.8	Vandalia	11.50						
72.8	Tipp City	12.00						
78.0	<b>Troy</b>	12.07	2.40		1.56			
86.1	Piqua	12.23	2.52		2.13			
91.3	Kirkwood	f 12.34						
96.4	Sidney	12.46	3.06		2.30			
101.8	Swanders							
104.3	Anna	f 12.58						
109.2	Botkins	f 1.06						
116.5	Wapakoneta	1.20	3.31		3.00			
122.7	Cridersville	f 1.28						
129.4	<b>Lima</b>	1.54	3.52		3.30			
135.5	Cairo	f 2.02						
141.7	Columbus Grove	2.12						
148.7	Ottawa	2.25						
155.5	Leipsic Junction	2.37						
159.5	Belmore	2.44	4.28		4.15			
163.7	Ar <b>Deshler</b>	3.08	4.28		* 4.40			
163.7	Lv <b>Deshler</b>	3.16						
169.8	Custar	3.19						
171.1	Milton	3.25						
174.6	Weston	3.25						
	<b>Bowling Green</b>						* 5.51	
180.4	Tontogany	f 3.34						
184.0	Haskins	f 3.39						
188.6	Roachton							
191.8	Perryburg	3.52						
200.5	Ar <b>Toledo</b> (Union Station)	4.10	5.15		a 5.30	b 6.30		
224.3	Monroe Mich.					k 7.08		
258.1	Ar <b>DETROIT</b>				7.20	7.50		
	(Michigan Central Station)	PM	PM	PM	AM	AM		
	(EASTERN STANDARD TIME)							

#### REFERENCE NOTES FOR TABLE 30.

Light-face figures A. M. time. \* Daily. † Daily except Sunday. Dark-face figures P. M. time. C. S. T.—Central Standard Time. E. S. T.—Eastern Standard Time.

- a Stops at Toledo to discharge passengers only.
- b Stops on signal to discharge passengers from Detroit and receive passengers for Cincinnati.
- c Stops on signal to receive passengers for Washington, D. C., and stations east.
- f Stops on signal to receive or discharge passengers.
- n Regular stop, daily except Sunday.
- k Stops on signal to discharge from and receive passengers for Silver Spring and east.
- p Stops on signal to receive passengers for Akron and east.
- w Stops to discharge passengers from Washington and east.
- x Stops on signal to discharge passengers from stations east of Willard.
- y Stops on signal Sunday only to receive passengers for Cincinnati.
- z Stops at Toledo to receive passengers only.

Note 1—For additional service between North Vernon and Cincinnati, see Table 29. For Pullman, Coach and Dining Car Service, see pages 10 and 11.

### Detroit and Toledo to Dayton, Cincinnati and Louisville

Miles	SOUTHWARD	355	59	53	20	57	3 51	55	63
	(EASTERN STANDARD TIME)								
0.0	Lv <b>DETROIT</b> Mich.	AM	AM	PM	PM	PM	AM	PM	PM
	(Michigan Central Station)			* 3.10	* 5.20	* 11.40			
33.8	Monroe			z 4.30	f 6.02	z 1.30			
57.6	Lv <b>Toledo</b> (Union Sta.) Ohio	11.05			z 6.40				
66.3	Perryburg	10.37							
65.3	Roachton								
74.1	Haskins	11.05							
77.7	Tontogany	11.53							
	<b>Bowling Green</b>				p 7.15				
83.5	Weston	11.00							
87.0	Milton	11.04							
88.3	Custar	11.05							
94.4	Ar <b>Deshler</b>	11.30			* 5.12	2.25			
94.4	Lv <b>Deshler</b>	11.30			* 5.12	* 2.25			
98.6	Belmore	11.35							
102.6	Leipsic Junction	11.42							
109.4	Ottawa	11.51							
116.4	Columbus Grove	12.01							
122.6	Cairo	f 12.09							
128.7	<b>Lima</b>	12.33	5.52			3.12			
135.4	Cridersville	f 12.44							
141.6	Wapakoneta	12.54	6.10			b 3.34			
148.9	Botkins	f 1.06							
153.8	Anna	f 1.13							
156.3	Swanders								
161.5	Sidney	1.27	6.35			b 4.01			
166.8	Kirkwood	f 1.34							
172.0	Piqua	1.44	6.50			b 4.17			
180.1	<b>Troy</b>	2.05	7.05			4.36			
185.3	Tipp City	2.16							
191.3	Vandalia	f 2.28							
200.1	Ar <b>Dayton</b>	2.45	7.30			5.09			
200.1	Lv <b>Dayton</b>	3.00	7.35			5.14			
210.4	Miamisburg	3.15							
215.3	Carlisle	f 3.23							
219.0	Poast Town								
221.7	Middletown	3.35	7.58						
222.5	Trenton	3.40							
229.2	Overpeck	f 3.44							
233.5	<b>Hamilton</b>	4.03	8.15			6.00			
235.3	Lindenwald								
240.1	Stockton								
244.3	Glendale	4.19							
247.5	Wyoming								
248.7	Hartwell								
250.8	Elmwood Place								
251.7	Ivorydale								
253.5	Winton Place	4.44	8.48			6.42			
258.1	Ar <b>Cincinnati</b>	5.00	9.00			6.55			
0.0	Lv <b>Cincinnati</b> (E.S.T.)					7.35	* 10.10	* 6.30	
21.2	<b>Lawrenceburg</b> (c.s.t.) Ind.					7.10	w 9.40	f 6.02	
24.9	Aurora					f 7.44		f 6.08	
41.7	Milan					f 7.56		f 6.30	
50.6	Osgood					8.21	10.38	f 6.40	
71.3	Ar <b>North Vernon</b> (Note 1)					8.27	11.00	* 3.30	7.07
71.3	Lv <b>North Vernon</b>	* 5.55							7.12
81.6	Commiskey	f 6.09							
83.7	Paris	f 6.13							
86.1	Deputy	f 6.18							
96.4	Lexington	f 6.31							
99.9	Nabb	f 6.36							
101.4	Marysville	f 6.40							
111.6	Charlestown	f 6.57				9.20	11.44	f 4.16	
125.3	New Albany	7.25				9.50	12.04	4.35	8.35
128.9	Ar <b>LOUISVILLE</b> (c.s.t.) Ky.	7.40				10.05	12.15	4.45	8.50
	(Central Station)	PM	PM	PM	PM	AM	PM	PM	PM

### NOW MORE CONVENIENT THAN EVER

TO *Telegraph* WHILE TRAVELING

SIMPLY HAND YOUR MESSAGE TO PORTER, TRAINMAN OR CAR ATTENDANT

NO NEED TO PREPAY CHARGES

Your telegrams may be sent "collect"—charged to your Western Union charge account or Credit Card—or billed direct to you at home or office.

TELEGRAPH YOUR ARRIVAL AND DEPARTURE... TO MAKE RESERVATIONS... GET AND SEND MONEY

### A NEW CAR TO DRIVE WHEN YOU ARRIVE?



For your convenience B & O is cooperating with the Hertz Drive-Your-Self System in the new RAIL-AUTO TRAVEL PLAN. Now you can rent a new car to drive yourself at destination. Reserve it in advance at B & O ticket counters, for an hour, day, week, or as long as you like. Reasonable rates include oil, gas, insurance; you pay only for the actual time and mileage. ASK AT ANY B & O TICKET COUNTER.

All schedules shown are based on Standard Time. Daylight Saving Time, in Cities where in effect, is one hour later than Standard.

### Table 31 Pittsburgh, Wheeling, Parkersburg, Huntington, Kenova

Miles	West Virginia Stations.	WESTWARD (Read Down)	Opposite Ohio Stations.	81 Mixed	233 73	235 77
(EASTERN STANDARD TIME)						
0.0	(B. & O. Smithfield Street Station.)					
17.8	<b>Pittsburgh, Pa.</b>			8.15		9.20
35.2	Finleyville					9.56
67.2	Washington, Pa.			9.23		10.37
67.2	<b>Ar Wheeling, W. Va.</b>			10.25		11.27
67.2	<b>Lv Wheeling</b>	Bridgeport, O.		10.45		11.45
71.6	Benwood Jct.	Bellaire, O.		10.55		11.55
78.2	<b>Moundsville</b>			11.10		12.11
86.4	Vienna	Powhatan, O.				
88.9	Foster					
90.3	Woodland	Clarington, O.		11.37		
94.0	Clarington					
98.5	Proctor	Hannibal, O.				
103.2	Hannibal					
104.6	<b>New Martinsville</b>	Duffy, O.		11.57		12.57
110.0	Paden City	Fly, O.		12.06		1.20
114.5	<b>Sistersville</b>			12.19		1.07
119.1	Friendly	New Matamoras, O.		12.26		
123.5	Bens Run	Beavertown, O.		12.32		
126.8	Raven Rock					
131.4	<b>St. Marys</b>	Newport, O.		12.44		1.46
136.0	Eureka					
141.9	Waverly			1.04		
148.4	Williamstown	Marietta, O.		1.15	7.31	2.16
156.2	Vienna					
161.0	<b>Ar Parkersburg</b> (Ann St. Sta.)			1.45	PM	2.50
161.0	<b>Lv Parkersburg</b>	Belpre, O.		1.45	1.55	3.05
163.5	Blennerhassett					
167.1	Washington			2.07	2.07	
168.8	Tallmans					
170.9	Meldahls					
172.4	New England			2.15	2.15	
174.6	Harris Ferry	Hockingport, O.				
176.8	Lee Creek					
177.9	Humphrey					
178.3	Belleville	Reedsville, O.		2.26	2.26	
180.8	Pond Creek					
182.0	Lone Cedar			2.30	2.30	
183.3	Neptune			2.32	2.32	
185.0	Murrayville	Long Bottom, O.		2.35	2.35	
187.5	Folk			2.40	2.40	
189.7	Portland					
191.2	Portland	Portland, O.		2.45	2.45	
191.9	Sherman					
195.6	<b>Ravenswood</b>			2.55	2.55	3.58
199.5	Pleasant View			3.03	3.03	
201.3	Hills Crossing					
202.7	Willow Grove			3.10	3.10	
205.4	Estar			3.15	3.15	
205.9	Ripley Landing					
206.6	<b>Lv Millwood</b>	Apple Grove, O.		3.19	3.19	
211.6	Letart	Letart Falls, O.		3.28	3.28	
214.2	Longdale					
217.2	Graham	Racine, O.		3.36		100.4
220.4	New Haven	Syracuse, O.		3.42		102.3
222.1	Hartford	Minersville, O.		3.43		105.1
224.9	<b>Mason City</b>	Pomeroy, O.		3.55	3.55	106.8
226.6	Clifton	Middleport, O.		3.58		108.1
228.5	West Columbia	Hobson, O.		4.01		109.3
229.2	Hallwood			4.02		111.2
230.9	Lakin			4.05		112.2
231.7	Maggie					113.3
235.4	York			4.11	4.11	115.5
238.4	Heldahls					118.2
239.9	<b>Point Pleasant</b>	Kanauga, O.		4.22	4.22	5.16
241.2	Henderson					
245.5	Gallipolis (Note 2)	Gallipolis, O.		4.32	4.32	123.0
251.4	Ben Lomond			4.40	4.40	126.6
252.7	Hogsett	Eureka, O.		4.42	4.42	129.1
254.8	Apple Grove	Bladen, O.		4.45	4.45	133.9
255.7	Mercers Bottom			4.47	4.47	141.7
257.3	Ashton			4.49	4.49	148.2
259.9	Glenwood			4.52	4.52	154.1
262.2	Clover					154.1
263.5	Homestead			4.57	4.57	159.2
265.2	Crown City	Crown City, O.		5.02	5.02	166.6
267.1	Green Bottom					171.0
268.3	Millersport	Miller, O.		5.06	5.06	175.6
270.0	Lesage			5.10	5.10	185.5
272.6	Cox			5.18	5.18	186.9
278.5	Guyandotte	Proctorsville, O.		5.40	5.40	191.6
281.9	<b>Huntington</b>	Chesapeake, O.		5.50	5.50	196.1
284.5	West Huntington					199.8
289.1	Ceredo					203.7
290.1	<b>Ar Kenova, W. Va.</b>			6.00	6.00	7.00

Connecting Service to Charleston and Hinton, W. Va.

0.0	<b>Lv Huntington</b> (C. & O.)	3.45	9.40	9.40	7.00
51.0	<b>Ar Charleston</b> (C. & O.)	4.55	10.40	10.40	9.30
147.0	<b>Ar Hinton</b> (C. & O.)	7.30	12.55	12.55	9.30

(EASTERN STANDARD TIME)

Connecting Service from Hinton and Charleston, W. Va.

0.0	<b>Lv Hinton, W. Va.</b> (C. & O.)	1.35	7.20	7.20	7.25
97.0	<b>Lv Charleston</b> (C. & O.)	3.47	9.55	9.55	9.52
147.0	<b>Ar Huntington</b> (C. & O.)	4.43	11.05	11.05	10.50

Connecting Service from Hinton and Charleston, W. Va.

Miles	West Virginia Stations.	EASTWARD (Read Down)	Opposite Ohio Stations.	82 Mixed	72 238	720 236	78 236
(EASTERN STANDARD TIME)							
0.0	<b>Lv Kenova, W. Va.</b>			1.55	1.45	1.45	10.00
1.0	Ceredo						
1.0	West Huntington			1.56			
8.2	<b>Huntington</b>	Chesapeake, O.		6.35	2.25	2.25	10.55
11.6	Guyandotte	Proctorsville, O.		6.45		2.32	
17.5	Cox Landing			7.00		2.40	
20.1	Lesage			7.05		2.44	
21.8	Millersport	Miller, O.		7.05		2.48	
23.0	Green Bottom			7.20		2.48	
24.9	Crown City	Crown City, O.		7.20		2.51	
26.6	Homestead			7.22		2.53	
27.9	Clover						
30.2	Glenwood			7.30		2.58	
32.8	Ashton			7.35		3.01	
34.4	Mercers Bottom			7.38		3.03	
35.3	Apple Grove	Bladen, O.		7.40		3.05	
37.4	Hogsett	Eureka, O.		7.45		3.08	
38.7	Ben Lomond			7.48		3.10	
44.6	Gallipolis (Note 2)	Gallipolis, O.		8.00		3.18	
48.9	Henderson			8.08		3.24	
50.2	<b>Point Pleasant</b>	Kanauga, O.		8.18	3.29	3.29	11.57
51.7	Heights						
54.7	York			8.33	3.39	3.39	
58.4	Maggie						
59.2	Lakin			8.40		3.46	
60.9	Hallwood			8.42		3.49	
61.6	West Columbia	Hobson, O.		8.46		3.50	
63.5	Clifton	Middleport, O.		8.49		3.53	
65.2	<b>Mason City</b>	Pomeroy, O.		8.57	3.55	3.55	12.23
68.0	Hartford	Minersville, O.		9.10	3.59	3.59	
68.7	New Haven	Syracuse, O.		9.20	4.02	4.02	
72.9	Graham	Racine, O.		9.31		4.08	
75.9	Longdale			9.41		4.16	
78.5	Letart	Letart Falls, O.		9.51	4.16	4.16	
83.5	<b>Millwood</b>	Apple Grove, O.		10.15	4.24	4.24	
84.2	Ripley Landing						
85.7	Estar			10.18	4.26	4.26	
87.4	Willow Grove			10.30		4.30	
88.8	Hills Crossing			10.33		4.32	
90.6	Pleasant View			10.36		4.34	
94.5	<b>Ravenswood</b>			11.00	4.43	4.43	1.15
98.2	Sherman			11.07		4.48	
98.9	Portland	Portland, O.		11.31	4.49	4.49	
100.4	Morgan			11.34		4.51	
102.3	Polk			11.37	4.55	4.55	
105.1	Murrayville	Long Bottom, O.		11.23	4.59	4.59	
106.8	Neptune			11.27	5.02	5.02	
108.1	Folk			11.31	5.04	5.04	
109.3	Pond Creek			11.34		5.06	
111.2	Belleville	Reedsville, O.		11.37	5.09	5.09	
112.2	Humphrey			11.40		5.11	
113.3	Lee Creek			11.42		5.13	
115.5	Harris Ferry	Hockingport, O.		11.46		5.17	
118.2	New England			11.50		5.21	
120.1	Meldahls			11.53		5.24	
121.8	Tallmans			11.57		5.28	
123.0	Washington			12.01		5.30	
126.6	Blennerhassett			12.10		5.35	
129.1	<b>Ar Parkersburg</b>	Belpre, O.		12.20	5.40	5.40	2.10
133.9	<b>Lv Parkersburg</b> (Ann St. Sta.)				5.50	5.50	2.20
141.7	Vienna						
148.2	Williamstown	Marietta, O.		6.15		2.45	
154.1	Waverly			6.24			
154.1	Eureka						
159.2	<b>St. Marys</b>	Newport, O.		6.42		3.12	
166.6	Bens Run	Beavertown, O.		6.54			
171.0	Friendly	New Matamoras, O.		7.00			
175.6	<b>Sistersville</b>	Fly, O.		7.09		3.37	
185.5	Paden City			7.19		3.45	
186.9	<b>New Martinsville</b>	Duffy, O.		7.35		3.54	
191.6	Hannibal	Hannibal, O.					
196.1	Proctor						
199.8	Clarington	Clarington, O.		7.52			
203.7	Woodland						
209.9	Foster						
211.9	Lang	Powhatan, O.					
218.5	<b>Moundsville</b>			8.25		4.33	
222.9	Benwood Jct.	Bellaire, O.		8.40		4.50	
229.9	<b>Ar Wheeling</b>	Bridgeport, O.		8.55		5.07	
232.9	<b>Lv Wheeling</b>			9.20		5.45	
254.9	Washington, Pa.			10.20		6.53	
272.3	Finleyville			10.53		7.24	
290.1	<b>Ar Pittsburgh, Pa.</b>			11.35		8.00	

(EASTERN STANDARD TIME)

### Table 32 Ravenswood, Spencer

Miles	Westward (Read Down)	(EASTERN STANDARD TIME)	Eastward (Read Up)
-------	----------------------	-------------------------	--------------------

All schedules shown are based on Standard Time. Daylight Saving Time, in Cities where in effect, is one hour later than Standard.

### Table 35 Pittsburgh, Wheeling, Newark, Columbus, Cincinnati

Westward (Read Down)				Eastward (Read Up)			
235	245	233	Miles	(EASTERN STANDARD TIME)	246	238	236
				(B. & O. Station)			
				Lv Pittsburgh, Pa. Ar			
			0.0	Hazelwood			
			3.9	Glenwood			
			13.9	Bruce			
			15.0	Snowden			
			17.8	Finleyville			
			28.4	Eighty Four			
			29.1	Clokey			
			35.2	Washington, Pa.			
			36.3	West Washington			
			42.9	Taylorstown			
			46.5	Claysville			
			52.9	West Alexander			
			57.5	Point Mills, W. Va.			
			60.7	Triadelphia			
			62.5	Elm Grove			
			67.2	Ar Wheeling, W. Va.			
			67.2	Lv Wheeling, W. Va. Ar			
			67.2	Benwood Jct.			
			71.6	Bellaire, Ohio			
			72.3	Neffs			
			90.8	Belmont			
			92.8	Bethesda			
			97.2	Tacona			
			98.9	Barnesville			
			107.2	Quaker City			
			109.1	Salesville			
			113.4	Gibson			
			115.9	Lore City			
			124.1	Cambridge			
			132.9	New Concord			
			136.3	Norwich			
			143.3	Sonora			
			150.8	Zanesville			
			159.4	Pleasant Valley			
			165.9	Toboso			
			176.0	Ar Newark, W. Va. Ar			
			176.0	Lv Newark, W. Va. Ar			
			191.7	Patsaskala			
			209.2	Lv Columbus, W. Va. Ar			
			209.2	Lv Columbus, W. Va. Ar			
			232.6	Mt. Sterling			
			238.6	Madison Mills			
			248.4	Washington C. H.			
			254.8	Gleendon			
			259.1	Sabina			
			263.7	Melvin			
			299.8	Wilmingon			
			280.6	Midland City			
			285.1	Blanchester			
			300.7	Loveland			
			312.1	Madisonville			
			313.7	Oakley			
			318.9	Winton Place			
			323.5	Ar Cincinnati, O. Lv (Union Station)			

### Table 36 Wheeling, Akron, Cleveland

Westward (Read Down)				Eastward (Read Up)			
259	17	Miles	(EASTERN STANDARD TIME)	258	18		
				Lv Wheeling, W. Va. Ar			
			0.0	Benwood Junction			
			4.4	Bellaire, Ohio			
			9.5	Bridgeport			
			18.0	Barton			
			22.3	Maynard			
			26.6	Fairpoint			
			30.1	Bannock			
			32.5	Laferty			
			36.4	Fushing			
			40.6	Holloway			
			44.6	Piedmont			
			48.5	Freeport			
			54.8	Tippecanoe			
			59.9	Stillwater			
			65.9	Uhrichsville			
			69.0	Midvale			
			74.8	New Philadelphia			
			77.7	Dover			
			83.9	Strasburg			
			89.1	Beach City			
			92.3	Justus			
			100.1	Massillon			
			109.2	Canal Fulton			
			112.4	Warwick			
			113.1	Clinton			
			119.3	Barberton			
			126.2	Akron (Union Sta.)			
			130.1	Akron (Howard St.)			
			133.9	Old Portage			
			138.1	Ira			
			142.7	Peninsula			
			146.2	South Park			
			153.6	Willow			
			156.1	Ar Cleveland, Ohio. Lv (UNION TERMINAL)			

### Table 37 Wheeling, Newark, Willard, Chicago

Westward				Eastward			
245	9	Miles	(EASTERN STANDARD TIME)	258	10	246	
				Lv Wheeling			
			0.0	Benwood Jct.			
			4.4	Bellaire, Ohio			
			5.1	Barnesville			
			31.7	Cambridge			
			65.7	New Concord			
			83.6	Zanesville			
			108.8	Ar Newark			
			108.8	Lv Newark			
			114.2	Vanetta			
			117.5	St. Louisville			
			122.1	Utica			
			129.1	Mt. Vernon			
			140.5	Fredericktown			
			145.0	Anknytown			
			151.0	Butler			
			156.3	Bellville			
			162.0	Lexington			
			170.1	Mansfield			
			181.7	Shelby			
			182.4	Shelby Jct.			
			190.1	Plymouth			
			193.2	New Haven			
			195.8	Ar Willard			
			195.8	Lv Willard			
			249.2	Ar Desle			
			323.7	Ar Garrett (E. S. T.)			
			323.7	Lv Garrett (C. S. T.)			
			440.7	Gary			
			454.8	South Chicago			
			464.5	Chicago (63rd Street)			
			474.0	Ar Chicago (Grd. Cent. Sta.) Lv (CENTRAL STANDARD TIME)			



HERE'S WHAT B&O OFFERS YOU—a choice of 13 stations and stops in New York and Brooklyn, plus a view of the famous New York skyline. There is no extra charge.

IT'S SIMPLE! Just step from the train, at Jersey City, into a waiting B&O Motor Coach and ride to the place you select. Hand luggage, checked on the train, is given to you when you leave the Motor Coach. You avoid baggage and traffic worries, taxis, tips.

SIMILAR SERVICE, RETURNING When you board the Motor Coach, you've made your train; and hand baggage checked at any B&O Motor Coach station will be delivered to you on the train.

### BUY YOUR TICKETS THE STREAMLINE WAY

Just phone your order! Tell the B & O Ticket Agent where and when you are traveling. He will make reservations, if necessary, and your ticket will be ready for you whenever you wish to pick it up. There is no charge for using.



### B&O's "WILL-CALL" SERVICE

### REFERENCE NOTES FOR TABLES 35 TO 37.

- Light-face figures A. M. time.
- Dark-face figures P. M. time.
- \* Daily. † Daily except Sunday.
- b Stops on signal to discharge passengers from Cincinnati and west and receive passengers for Columbus and east.
- c Stops weekdays to receive passengers for Wheeling and east and discharge passengers from Zanesville and west. Regular stop on Saturdays and Sundays.
- f Stops on signal to receive and discharge passengers.
- h No. 258 makes connection with Train 10 at Barberton from points west and at Akron for points east.
- m Stops to discharge passengers.
- v Regular stop weekdays, flag stop Sundays.
- w Stops to discharge passengers from Pittsburgh.
- z Stops to discharge passengers from Columbus and east and receive passengers for Cincinnati.

For Pullman, Coach and Dining Car Service, see pages 10 and 11.

**Table 38 Philadelphia and Baltimore**

For passenger train service to principal cities between Baltimore and Philadelphia—see Tables 10 and 11.

Miles	Freight Service Only
0.0	<b>Philadelphia (East Side), Pa.</b>
4.2	Darby
5.4	Collingdale
6.2	Glenolden
7.3	Holmes
8.8	Ridley Park
9.8	Eddystone
11.3	<b>Chester</b>
15.9	Boothwyn
17.6	Carpenter, Del.
18.9	Arden
19.8	Silver Side
20.9	Carrcroft
24.4	<b>Wilmington</b>
26.3	Elsmere Junction
29.4	Kiamensi
30.6	Stanton
32.9	Harmony
36.6	<b>Newark</b>
40.7	Elk Mills, Md.
42.1	<b>Singerly</b>
43.4	Childs
48.1	Leslie
55.6	Aikin
58.0	Havre de Grace
62.8	<b>Aberdeen</b>
67.6	Belcamp
68.7	Sewell
71.3	Van Bibber
74.4	Joppa
75.7	Bradshaw
77.6	Loreley
80.8	White Marsh
88.5	Bay View
90.6	<b>Baltimore (Gay St.)</b>
95.3	<b>Baltimore (Camden), Md.</b>

**Table 39 Baltimore, Frederick and Point of Rocks, via Old Main Line**

Miles	Freight Service Only
0.0	<b>Baltimore, Md.</b>
2.1	Mt. Winans
4.1	Landsdowne
5.4	Hethorpe
6.7	St. Denis
7.8	Avalon
9.6	Orange Grove
10.7	Ilchester
12.8	Ellicott City
13.4	Oella
16.6	Hollofield
17.9	Daniels
21.8	Woodstock
24.4	Marriottsville
25.2	Henryton
26.9	Gorsuch
28.8	Sykesville
30.1	Gaither
31.3	Hood's Mill
33.3	Morgan
34.2	Watersville
36.6	<b>Mount Airy</b>
39.6	<b>Frederick Junction</b>
54.6	<b>Frederick</b>
54.6	<b>Frederick Junction</b>
57.2	Line Kiln
58.9	Buckeystown
60.9	Adamstown
61.8	Doub
65.2	<b>Point of Rocks, Md.</b>

**Table 40 Georgetown Branch**

Miles	Freight Service Only
0.0	<b>Georgetown Jct., Md.</b>
1.9	Chevy Chase
3.3	Bethesda
11.0	<b>Georgetown, D. C.</b>

**Table 41 Alexandria Branch**

Miles	Freight Service Only
0.0	<b>Alexandria Jct., Md.</b>
0.7	Bladensburg
4.5	Deanwood, D. C.
5.2	Benning
8.0	Anacostia
12.3	<b>Shepherd, D. C.</b>

**Table 42 Washington County Branch**

Miles	Freight Service Only
0.0	<b>Weverton, Md.</b>
1.1	Stonebraker
3.2	Augusta
4.3	Brownsville
5.7	Gapland
6.7	Beeler's Summit
8.1	Rohrersville
11.0	Eagle's Mills
12.5	Keedysville
16.9	Breatheds
18.1	Roxbury
20.3	Fiery Siding
21.6	Funkstown
22.4	Corbett
23.6	<b>Hagerstown, Md.</b>

**Table 43 Harper's Ferry and Strasburg**

Miles	Freight Service Only
0.0	<b>Harper's Ferry, W. Va.</b>
4.0	Millville
6.0	Haltown
10.1	<b>Charles Town</b>
13.4	Summit Point
17.8	Wadesville, Va.
22.3	Stephenson
26.8	<b>Winchester</b>
31.4	Kernstown
35.6	Bartonville
37.5	Stephens City
39.2	Middletown
44.1	<b>Strasburg Jct.</b>
50.3	<b>Strasburg, Va.</b>
51.5	

**Table 44 Rockwood and Johnstown**

Miles	Freight Service Only
0.0	<b>Rockwood, Pa.</b>
3.0	Shamrock
5.1	Murdock
9.2	<b>Somerset</b>
11.8	Geiger
13.9	Listie
16.1	<b>Friedens</b>
21.7	Stoyestown
26.2	Hooversville
31.9	Holsopple
36.5	Border
38.6	Walsall
42.1	Ferndale
45.0	<b>Johnstown, Pa.</b>

**Table 45 Green Spring and Petersburg**

Miles	Freight Service Only
0.0	<b>Green Spring, W. Va.</b>
3.3	Millen
3.2	Donaldson
7.4	Springfield
9.2	Grace
10.8	Ridgedale
12.4	Rocks
15.1	Wapocomo
16.1	<b>Romney</b>
17.6	West Romney
20.7	Hampshire Club
26.2	Glebe
27.5	Camp Wickham
33.3	McNeill
36.6	Cunningham
39.1	Moorehead
46.8	Durgon
51.9	<b>Petersburg, W. Va.</b>

**Table 46 M&K Branch**

Miles	Freight Service Only
0.0	<b>M&amp;K Junction, W. Va.</b>
0.4	Rowlesburg
2.1	Manheim
13.9	Albright
18.2	Kingwood
30.0	Reedsville
34.3	Masontown
45.8	Sabraton
47.9	<b>Morgantown, W. Va.</b>

**Table 47 Portsmouth Branch**

Miles	Freight Service Only
0.0	<b>Hamden, O.</b>
3.1	<b>Wellston</b>
6.4	Roads
12.3	<b>Jackson</b>
17.0	Keystone
18.6	Camba
20.4	Banner
22.1	Clay
25.2	Oak Hill
28.3	Black Fork Junction
29.8	Roman
31.8	Fire Brick
32.4	Eifort
34.4	Hale's Creek
35.9	Bloom
37.7	South Webster
40.5	Scioto Furnace
42.6	Gepharts
46.8	Slocums
49.7	<b>Sciotoville</b>
52.6	New Boston
56.2	<b>Portsmouth, O.</b>

**Table 48 Eastern Ohio Branch**

Miles	Freight Service Only
0.0	<b>Lore City, O.</b>
4.1	Senecaville
8.0	Buffalo
16.7	<b>Cumberland, O.</b>

**Table 49 Garrett, Berlin, MacDonaldton**

Miles	Freight Service Only
0.0	<b>Garrett, Pa.</b>
8.0	<b>Berlin</b>
9.9	<b>MacDonaldton, Pa.</b>

**Table 50 Fairport Branch**

Miles	Freight Service Only
0.0	<b>De Forest Jct., O.</b>
3.3	No. Warren
16.3	West Farmington
24.0	Middlefield
36.7	Chardon
48.0	Painesville
49.7	West Fairport
50.5	<b>Fairport Harbor, O.</b>

**Table 51 Akron and Valley Junction**

Miles	Freight Service Only
0.0	<b>Akron, O.</b>
2.7	East Akron
6.7	Krumroy
10.7	Myersville
14.1	Aultman
17.3	North Canton
23.4	<b>Canton</b>
27.7	North Industry
33.9	East Sparta
35.6	<b>Sandyville</b>
38.9	<b>Mineral City</b>
40.6	<b>Valley Junction, O.</b>

**Table 52 Cleveland-Lester Branch**

Miles	Freight Service Only
0.0	<b>Cleveland, O.</b>
10.6	Parma
15.6	Berea
24.7	Valley City
29.5	<b>Lester, O.</b>

**Table 53 Sterling to Lorain**

Miles	Freight Service Only
0.0	<b>Sterling, O.</b>
12.4	Medina
17.1	Lester
26.2	Grafton
34.0	Elyria
40.7	<b>Lorain, O.</b>

**Table 54 Willard and Sandusky**

Miles	Freight Service Only
0.0	<b>Willard, O.</b>
2.1	Centerton
6.0	Havana
13.5	<b>Monroeville</b>
18.4	<b>Kimball</b>
21.2	Prount
24.3	Wilmer
28.6	<b>Sandusky, O.</b>

**Table 55 Deshler and Findlay**

Miles	Freight Service Only
0.0	<b>Deshler, O.</b>
5.0	Hancock
7.2	Deweyville
9.5	<b>McComb</b>
13.4	Murphy
14.6	Chase
18.3	<b>Findlay, O.</b>

**Table 56 Newark and Shawnee**

Miles	Freight Service Only
0.0	<b>Newark, O.</b>
7.7	National Road
11.7	Thornville
17.7	Glenford
24.3	Somerset
30.5	Gobles
33.2	Junction City
43.7	<b>Shawnee, O.</b>

**Table 57 Butler and Mount Jewett**

Miles	Freight Service Only
0.0	<b>Butler, Pa.</b>
2.8	East Butler
4.0	Bonnie Brook
6.2	Carbon Centre
8.5	St. Joe
10.5	North Oakland
11.4	Divener
12.8	Chicoora
15.1	Fairmount
16.7	Karns City
18.2	Petrolia
21.0	Bruin
26.3	Parkers Landing
29.5	<b>Foxburg</b>
35.7	St. Petersburg
37.3	Alum Rock
39.3	Turkey
40.7	Ritts
42.2	Blairs
45.2	Jefferson
47.0	Knox
49.9	Elk City
50.8	Shippensburg
53.5	Bryners
54.8	<b>No. Clarion Jct.</b>
56.9	Paint Mills
60.1	Arthurs
61.9	Lucinda
65.9	Snydersburg
67.2	Tylersburg
68.9	Haskill
71.9	Crown
76.9	Vowinkel
79.6	Roses
85.3	Marienville
87.3	Byromtown
89.8	Frosts
93.7	<b>Iron City</b>
97.1	<b>Sheffield Jct.</b>
103.3	Chaffee
107.0	Russell City
111.0	Nansen
117.2	Carlson
119.2	Madge
122.6	<b>Kane</b>
	Griffiths
	Lafayette
	<b>Mount Jewett, Pa.</b>

**Table 58 Punxsutawney and Indiana**

Miles	Freight Service Only
0.0	<b>Punxsutawney, Pa.</b>
3.7	Close
7.5	<b>Juneau</b>
10.2	Locust
13.6	Savan
16.8	Oak Tree
19.8	Marion Center
23.4	Home
27.5	Chambersville
29.9	<b>Creekside</b>
31.5	Ernest
36.5	<b>Indiana, Pa.</b>

**Table 59 Sinnemahoning Branch**

Miles	Freight Service Only
0.0	<b>East Du Bois, Pa.</b>
5.5	Sabula
7.0	Walsh
16.0	*Tyler
19.5	*Weedville
27.7	*Medix Run
28.6	*Bennezette
37.4	*Hicks Run
48.4	*Sinnemahoning, Pa.
	* No facilities for handling freight.

**Table 60 Addison and Galeton**

Miles	Freight Service Only
0.0	<b>Addison, N. Y.</b>
5.0	Freeman
6.8	Van Vleet
9.0	Nichols
14.3	Elkland, Pa.
15.9	Osceola
21.2	Knoxville
24.0	Phillips
24.9	<b>Cowaneseque</b>
27.1	Westfield
31.0	Sabinsville
35.7	Davis
40.4	Gaines
41.3	<b>Gaines Junction</b>
45.8	<b>Galeton, Pa.</b>

**Table 61 Galeton and Wellsville**

Miles	Freight Service Only
0.0	<b>Galeton, Pa.</b>
4.7	Kilbourne
7.5	Walton
10.9	Brookland
16.0	<b>Newfield Junction</b>
22.2	West Bingham
25.1	Hickox
26.6	<b>Genesee</b>
28.8	Shongo, N. Y.
31.6	Mapes
33.7	Stanard
36.9	<b>Wellsville, N. Y.</b>

**Table 62 Juneau and Sagamore**

Miles	Freight Service Only
0.0	<b>Juneau, Pa.</b>
4.4	Covode
9.7	Trade City
13.2	McCormick
14.0	Frantz
14.8	Rinn
18.2	East Plumville
19.0	Plumville
21.6	<b>Sagamore, Pa.</b>

**Table 63 Silver Lake Branch**

Miles	Freight Service Only
0.0	<b>Silver Lake Jct.</b>
1.3	Silver Springs
5.9	Silver Lake
7.7	<b>Perry, N. Y.</b>

**Table 64 Dayton and Chillicothe**

Miles	Freight Service Only
0.0	<b>Dayton, O.</b>
18.5	<b>Xenia</b>
25.4	New Jasper
29.7	Jamestown
33.7	Rosemoor
35.2	Edgefield
36.9	<b>Octa</b>
38.5	Milledgeville
42.7	Luray
47.9	<b>Washington C. H.</b>
54.5	McLean
56.5	Fairview
62.2	Austin
65.7	Frankfort
69.0	<b>Musselman</b>
72.5	Anderson
79.2	<b>Chillicothe, O.</b>

**Table 65 Dayton, Greenville and Union City**

Miles	Freight Service Only
0.0	<b>Dayton, O.</b>
7.3	Trotwood
13.1	Brookville
15.2	Dodson
17.1	Wengerlawn
19.5	Verona
21.7	Gordon
26.6	<b>Arcanum</b>
28.8	Delisle
31.1	Jays
34.9	<b>Greenville</b>
38.1	Rush's
43.2	Hill Grove
46.9	<b>Union City, Ind.-O.</b>

**Table 66 Blanchester and Hillsboro**

Miles	Freight Service Only
0.0	<b>Blanchester, O.</b>
4.4	Westboro
11.2	Lynchburg
15.0	Russell
21.5	<b>Hillsboro, O.</b>

**Table 67 Hamilton and Indianapolis**

Miles	Freight Service Only
0.0	<b>Hamilton, O.</b>
14.1	Oxford
19.5	College Corner, Ind.-O.
22.7	<b>Cottage Grove, Ind.</b>
27.6	Liberty
33.8	Brownsville
37.5	Lyonsville
41.9	<b>Connorsville</b>
51.5	Glenwood
59.6	<b>Rushville</b>
66.7	Arlington
70.8	Gwynneville
73.6	Morristown
78.2	Fountaintown
80.6	Reedville
84.3	New Palestine
98.6	<b>Indianapolis, Ind.</b>

**Table 68 Indianapolis and Springfield**

Miles	Freight Service Only
0.0	<b>Indianapolis, Ind.</b>
5.1	Speedway
15.9	Tilden
19.6	Maplewood
27.3	North Salem
30.2	Barnard
35.7	<b>Roschdale</b>
40.4	Raccoon
45.4	Russellville
48.3	Milligan
52.4	<b>Guion</b>
56.8	Marshall
60.3	Bloomington
65.8	<b>West Melcher</b>
66.2	Montezuma
68.6	<b>Hillsdale</b>
75.1	<b>Dana</b>
80.8	<b>Scottland, Ill.</b>
84.9	<b>Chrisman</b>
91.8	<b>Metcalfe</b>
95.2	<b>Hume</b>
98.1	McCown
101.4	Newman
106.2	Murdock
111.0	Camargo
117.3	<b>Tuscola</b>
120.9	Ficklin
124.7	Garrett
126.6	Atwood
130.2	Pierson
133.6	<b>Hammond</b>
135.6	Burrowsville
137.5	Lintner
140.2	La Place
144.2	Casner
146.9	Long Creek
153.2	<b>Decatur</b>
164.6	Blackland
168.5	Osborneville
172.0	Mt. Auburn
177.6	Bolivia
180.4	Roby
183.0	Buckhart
195.1	<b>Springfield, Ill.</b>

**Table 69 West Melcher and Brazil**

Miles	Freight Service Only
0.0	<b>West Melcher, Ind.</b>
5.5	Mevca
18.0	Coal Bluff
26.4	<b>Brazil, Ind.</b>

**Table 70 Flora and Shawneetown**

Miles	Freight Service Only
0.0	<b>Flora, Ill.</b>
6.9	Rinard
11.1	Cisne
16.3	Ceff
21.1	<b>Fairfield</b>
27.7	Barn Hill
30.5	Mill Shoals
35.3	Springer
40.9	<b>Enfield</b>
49.1	<b>Norris City</b>
55.9	Omaha
62.6	Ridgway
68.2	Junction
70.9	New Shawneetown
74.0	<b>Shawneetown, Ill.</b>

**Table 71 Beardstown and Flora**

Miles	Freight Service Only
0.0	<b>Beardstown, Ill.</b>
5.1	Bluff Springs
9.6	Cass
13.0	Virginia
18.6	Philadelphia
22.6	Gurney
25.2	Ashland
29.8	Pleasant Plains
33.7	Richland
37.0	Farmingdale
40.5	Bradfordton
45.6	<b>Springfield</b>
53.3	Rochester
57.6	Berry
59.2	Breckenridge
63.4	Edinburg
67.1	Sharpsburg
72.4	Taylorville
76.7	Velma
79.9	Owaneco
82.7	Millersville
88.6	Pana
95.1	Tower Hill
100.6	Lakewood
106.2	Cowden
109.4	Holliday
112.2	Beecher City
115.5	Mocasin
121.5	Altamont
127.1	Gilmore
132.6	Edgewood
139.1	Iola
142.0	Riffle
146.9	Louis
154.1	<b>Flora, Ill.</b>

**Table 72 Lucerne Branch**

Lucerne Jct. to Homer City, Pa. (2.4 miles). Freight service only.

**Table 73 Ridge Branch**

Creekside to Iselin, Pa. (18.5 miles). Freight service only.

**Table 74 Jacksonville Branch**

J. M. Junction to Harriet Mine, Pa. (6.6 miles). Freight service only.

**Table 75 Vintondale Branch**

Indiana to Vintondale, Pa. (29.6 miles). Freight service only.

**Table 76 Clearfield Branch**

Du Bois to Clearfield, Pa. (27.4 miles). Freight service only.

**Table 77 Beechtree Branch**

Lanes Mills to Coal Glen, Pa. (4.8 miles). Freight service only.

**Table 78 Ansonia Branch**

Gaines Junction to Ansonia, Pa. (8.6 miles). Freight service only.

**Table 79 Rural Valley Branch**

Echo to Yatesboro, Pa. (5.0 miles). Freight service only.

**Table 80 Belington Branch**

Tygart Jct. to Belington (11.5 miles); Norton (21.8 miles) and Elkins, W. Va. (28.7 miles). Freight service only.

**Table 81 Black Fork Branch**

Black Fork Jct. to Black Fork, O. (2.1 miles). Freight service only.

**Table 82 Dock Branch**

Dock Jct. (Rochester) to Charlotte Dock, N. Y. (7.7 miles). Freight service only.

**Table 83 Wooster Branch**

Lodi to Wooster, O. (18.0 miles). Freight service only.

**Table 84 Antietam Branch**

Security Jct. to Security, Md. (3.6 miles). Freight service only.

**Table 85 Jeffersonville Branch**

Watson to Jeffersonville, Ind. (6.7 miles). Freight service only.

**Table 86 Newburg Branch**

Willow to Newburg, O. (2.8 miles). Freight service only.

**Table 87 Carbondale Branch**

Mineral to Carbondale, O. (4.9 miles). Freight service only.

# WEST VIRGINIA TRANSPORTATION COMPANY

## Table 88 Hancock and Berkeley Springs

In the event of change in B. & O. Trains at Hancock, corresponding changes will be made in Motor Coaches. (Read Up)

Bus 1006	Bus 1004	Bus 1002	Miles	(EASTERN STANDARD TIME)	Bus 1001	Bus 1003	Bus 1005
PM	AM	AM	0.0	Lv Hancock	AM	AM	PM
3.40	10.35	7.40	6.0	Ar Berkeley Sprgs	7.30	10.25	3.20
PM	AM	AM		Lv Berkeley Sprgs	7.10	10.05	3.00
4.00	10.55	8.00		Ar Hancock	8.00	10.50	4.00

## Table 89 Grafton, Fairmont, Wheeling

Connections to and from Cleveland and Columbus.

Train 1	Train 2	Train 3	Train 4	Train 5	Train 6	Train 7	Train 8	Train 9
PM	AM	AM	AM	AM	AM	AM	AM	AM
11.42	1.45	7.42	10.25	11.50	1.05	7.00	11.50	1.25
2.28	3.42	8.10	11.05	9.53	4.11	7.30	9.53	3.30
2.58	4.07	8.10	11.05	9.22	3.34	7.10	9.22	3.00
6.45	5.25	9.30	12.10	8.08	12.10	8.20	9.22	9.22

Bus 107	Bus 113	Train 65	Bus 111	Bus 109	Train 343	(EASTERN STANDARD TIME)	Bus 106	Tr 66	Bus 108	Bus 110	Train 344
PM	PM	AM	AM	AM	AM	(B. & O. Station)	AM	PM	PM	PM	AM
5.30	4.30	3.15	12.30	7.15	5.55	Lv Grafton	12.01	1.55	4.25	4.20	9.50
4.40	n	n	12.40	7.25	n	Lv Clarksburg	11.45	4.10	n	n	n
4.40	n	n	12.40	7.25	n	Pruntytown	11.45	4.10	n	n	n
4.40	n	n	12.40	7.25	n	Valley Inn	11.45	4.10	n	n	n
5.05	n	1.05	1.05	7.50	n	Mountain View	11.20	3.45	9.15	n	n
5.20	4.00	1.20	2.00	8.05	6.45	Ar Fairmont	11.00	11.10	3.35	15.90	11.00
5.30	4.15	1.35	2.15	8.15	6.55	Lv Clarksburg	11.55	4.25	9.40	n	n
5.45	1.00	1.45	2.30	8.30	7.10	Bridgeport	11.40	4.10	8.25	n	n
6.02	1.17	1.62	2.47	8.40	7.20	Boothville	11.25	3.55	8.05	n	n
6.20	1.35	1.80	2.65	8.50	7.30	Ar Fairmont	11.05	3.35	7.50	n	n
6.25	1.40	1.85	2.70	8.55	7.35	Lv Fairmont	11.00	3.30	7.40	11.00	n
6.40	1.55	2.00	2.85	9.05	7.45	Barrackville	10.45	3.15	8.30	10.27	n
6.55	2.10	2.15	3.00	9.15	7.55	Farmington	10.30	3.00	8.15	10.14	n
7.05	2.20	2.25	3.10	9.25	7.65	Manning	10.15	2.85	8.00	10.00	n
7.10	2.25	2.30	3.15	9.30	7.70	Metz	10.05	2.75	7.50	9.49	n
7.20	2.30	2.35	3.20	9.35	7.75	Glover Gap	10.00	2.70	7.45	9.42	n
7.25	2.35	2.40	3.25	9.40	7.80	Burton	9.47	2.57	7.32	9.49	n
7.35	2.40	2.45	3.30	9.45	7.85	Hundred	9.30	2.40	7.15	9.15	n
7.45	2.50	2.55	3.40	9.55	7.95	Laketon	9.00	2.10	6.45	9.15	n
7.55	2.55	2.60	3.45	10.00	8.00	Belton	8.45	1.85	6.30	9.15	n
8.09	3.24	3.29	3.73	10.09	8.10	Cameron	8.37	1.07	6.22	n	n
8.24	3.39	3.44	3.88	10.24	8.36	Barragus Pk. Sta.	8.32	1.02	6.17	n	n
8.36	3.50	3.55	4.00	10.35	n	Pleasant Valley	8.12	12.42	5.57	8.45	n
8.48	4.03	4.08	4.13	10.48	n	Lime Stone	8.00	12.37	5.52	8.45	n
8.55	4.08	4.13	4.18	10.53	n	Moundsville	7.55	12.30	5.45	8.26	n
9.13	4.28	4.33	4.38	11.13	9.20	Glendale	7.45	12.25	5.40	8.26	n
9.18	4.33	4.38	4.43	11.18	n	McMechen	7.40	12.20	5.35	8.26	n
9.25	4.40	4.45	4.45	11.25	9.39	Benwood Jct.	7.35	12.15	5.30	8.26	n
9.30	4.45	4.50	4.50	11.30	9.39	Ar Wheeling	7.30	12.10	5.25	8.26	n
9.40	4.55	4.60	4.60	11.40	9.50	Ar Union Bus Ter	7.25	12.05	5.20	8.26	n
9.50	4.65	4.70	4.70	11.50	9.50	B. & O. Station	7.20	12.00	5.15	8.26	n
10.00	4.75	4.80	4.80	12.00	9.50	Lv Wheeling	7.15	11.55	5.10	8.26	n
10.10	4.85	4.90	4.90	12.10	9.50	Ar Akron	7.10	11.50	5.05	8.26	n
10.20	4.95	5.00	5.00	12.20	9.50	Lv Cleveland	7.05	11.45	5.00	8.26	n
10.30	5.05	5.10	5.10	12.30	9.50	Ar Columbus	7.00	11.40	4.55	8.26	n
10.40	5.15	5.20	5.20	12.40	9.50	Lv Wheeling	6.55	11.35	4.50	8.26	n
10.50	5.25	5.30	5.30	12.50	9.50	Ar Columbus	6.50	11.30	4.45	8.26	n
11.00	5.35	5.40	5.40	13.00	9.50	Lv Wheeling	6.45	11.25	4.40	8.26	n
11.10	5.45	5.50	5.50	13.10	9.50	Ar Columbus	6.40	11.20	4.35	8.26	n
11.20	5.55	5.60	5.60	13.20	9.50	Lv Wheeling	6.35	11.15	4.30	8.26	n
11.30	5.65	5.70	5.70	13.30	9.50	Ar Columbus	6.30	11.10	4.25	8.26	n
11.40	5.75	5.80	5.80	13.40	9.50	Lv Wheeling	6.25	11.05	4.20	8.26	n
11.50	5.85	5.90	5.90	13.50	9.50	Ar Columbus	6.20	11.00	4.15	8.26	n
12.00	5.95	6.00	6.00	14.00	9.50	Lv Wheeling	6.15	10.55	4.10	8.26	n
12.10	6.05	6.10	6.10	14.10	9.50	Ar Columbus	6.10	10.50	4.05	8.26	n
12.20	6.15	6.20	6.20	14.20	9.50	Lv Wheeling	6.05	10.45	4.00	8.26	n
12.30	6.25	6.30	6.30	14.30	9.50	Ar Columbus	6.00	10.40	3.55	8.26	n
12.40	6.35	6.40	6.40	14.40	9.50	Lv Wheeling	5.55	10.35	3.50	8.26	n
12.50	6.45	6.50	6.50	14.50	9.50	Ar Columbus	5.50	10.30	3.45	8.26	n
13.00	6.55	6.60	6.60	15.00	9.50	Lv Wheeling	5.45	10.25	3.40	8.26	n
13.10	6.65	6.70	6.70	15.10	9.50	Ar Columbus	5.40	10.20	3.35	8.26	n
13.20	6.75	6.80	6.80	15.20	9.50	Lv Wheeling	5.35	10.15	3.30	8.26	n
13.30	6.85	6.90	6.90	15.30	9.50	Ar Columbus	5.30	10.10	3.25	8.26	n
13.40	6.95	7.00	7.00	15.40	9.50	Lv Wheeling	5.25	10.05	3.20	8.26	n
13.50	7.05	7.10	7.10	15.50	9.50	Ar Columbus	5.20	10.00	3.15	8.26	n
14.00	7.15	7.20	7.20	16.00	9.50	Lv Wheeling	5.15	9.55	3.10	8.26	n
14.10	7.25	7.30	7.30	16.10	9.50	Ar Columbus	5.10	9.50	3.05	8.26	n
14.20	7.35	7.40	7.40	16.20	9.50	Lv Wheeling	5.05	9.45	3.00	8.26	n
14.30	7.45	7.50	7.50	16.30	9.50	Ar Columbus	5.00	9.40	2.55	8.26	n
14.40	7.55	7.60	7.60	16.40	9.50	Lv Wheeling	4.55	9.35	2.50	8.26	n
14.50	7.65	7.70	7.70	16.50	9.50	Ar Columbus	4.50	9.30	2.45	8.26	n
15.00	7.75	7.80	7.80	17.00	9.50	Lv Wheeling	4.45	9.25	2.40	8.26	n
15.10	7.85	7.90	7.90	17.10	9.50	Ar Columbus	4.40	9.20	2.35	8.26	n
15.20	7.95	8.00	8.00	17.20	9.50	Lv Wheeling	4.35	9.15	2.30	8.26	n
15.30	8.05	8.10	8.10	17.30	9.50	Ar Columbus	4.30	9.10	2.25	8.26	n
15.40	8.15	8.20	8.20	17.40	9.50	Lv Wheeling	4.25	9.05	2.20	8.26	n
15.50	8.25	8.30	8.30	17.50	9.50	Ar Columbus	4.20	9.00	2.15	8.26	n
16.00	8.35	8.40	8.40	18.00	9.50	Lv Wheeling	4.15	8.55	2.10	8.26	n
16.10	8.45	8.50	8.50	18.10	9.50	Ar Columbus	4.10	8.50	2.05	8.26	n
16.20	8.55	8.60	8.60	18.20	9.50	Lv Wheeling	4.05	8.45	2.00	8.26	n
16.30	8.65	8.70	8.70	18.30	9.50	Ar Columbus	4.00	8.40	1.95	8.26	n
16.40	8.75	8.80	8.80	18.40	9.50	Lv Wheeling	3.95	8.35	1.90	8.26	n
16.50	8.85	8.90	8.90	18.50	9.50	Ar Columbus	3.90	8.30	1.85	8.26	n
17.00	8.95	9.00	9.00	19.00	9.50	Lv Wheeling	3.85	8.25	1.80	8.26	n
17.10	9.05	9.10	9.10	19.10	9.50	Ar Columbus	3.80	8.20	1.75	8.26	n
17.20	9.15	9.20	9.20	19.20	9.50	Lv Wheeling	3.75	8.15	1.70	8.26	n
17.30	9.25	9.30	9.30	19.30	9.50	Ar Columbus	3.70	8.10	1.65	8.26	n
17.40	9.35	9.40	9.40	19.40	9.50	Lv Wheeling	3.65	8.05	1.60	8.26	n
17.50	9.45	9.50	9.50	19.50	9.50	Ar Columbus	3.60	8.00	1.55	8.26	n
18.00	9.55	9.60	9.60	20.00	9.50	Lv Wheeling	3.55	7.55	1.50	8.26	n
18.10	9.65	9.70	9.70	20.10	9.50	Ar Columbus	3.50	7.50	1.45	8.26	n
18.20	9.75	9.80	9.80	20.20	9.50	Lv Wheeling	3.45	7.45	1.40	8.26	n
18.30	9.85	9.90	9.90	20.30	9.50	Ar Columbus	3.40	7.40	1.35	8.26	n
18.40	9.95	10.00	10.00	20.40	9.50	Lv Wheeling	3.35	7.35	1.30	8.26	n
18.50	10.05	10.10	10.10	20.50	9.50	Ar Columbus	3.30	7.30	1.25	8.26	n
19.00	10.15	10.20	10.20	21.00	9.50	Lv Wheeling	3.25	7.25	1.20	8.26	n
19.10	10.25	10.30	10.30	21.10	9.50	Ar Columbus	3.20	7.20	1.15	8.26	n
19.20	10.35	10.40	10.40								

All schedules shown are based on Standard Time. Daylight Saving Time, in Cities where in effect, is one hour later than Standard.

# WEST VIRGINIA TRANSPORTATION COMPANY

## Wheeling and Parkersburg

Connections to and from Pittsburgh, Cleveland, Columbus, Huntington and Charleston

Table 93

(Read Down)

(Read Up)

Train 235	Bus 45	Bus 45	Bus 45	Train 233	Train 236	(EASTERN STANDARD TIME)							
PM	PM	AM	AM	AM	AM	Train 236	Bus 236	Bus 236	Bus 236	Train 233	Bus 233	Bus 233	Bus 233
* 9.20	w 4.45	b 1.45	b 9.45	* 8.15	---	Lv. Pittsburgh	Ar	12.35	4.42	---	11.35	---	---
11.27	7.05	3.55	11.55	10.25	---	Ar. Wheeling	Lv	* 5.45	10.45	* 2.52	* 9.20	---	---
15.35	p 1.00	10.00	p 6.00	---	---	Lv. Cleveland	Ar	11.30	6.30	11.25	1.30	---	---
7.20	2.35	11.35	7.40	---	---	Ar. Akron	Lv	10.05	4.55	9.55	11.55	---	---
11.30	7.00	3.45	11.50	---	---	Ar. Wheeling	Lv	* 5.20	12.45	p 5.30	p 7.30	---	---
* 4.55	w 1.15	11.45	w 7.25	---	12.49	Lv. Columbus	Ar	---	2.32	1.70	---	---	---
9.05	5.50	3.50	11.15	5.20	---	Ar. Wheeling	Lv	10.05	10.40	3.35	---	---	3.34

Train 77	Bus 607	Bus 605	Bus 603	Train 73	Train 601	(EASTERN STANDARD TIME)							
PM	PM	PM	PM	PM	PM	Train 73	Bus 600	Bus 602	Bus 604	Train 72	Bus 606	Bus 606	Bus 606
* 8.00	* 4.30	12.50	---	* 7.15	0.0	Wheeling	AM	AM	AM	PM	PM	PM	PM
11.55	8.10	4.40	1.00	10.55	7.25	B & O Station	10.25	2.30	7.25	11.00	---	---	---
8.15	4.45	1.05	---	7.30	5.0	McMechen	10.15	2.28	7.15	8.40	10.50	---	---
8.22	4.52	1.12	---	7.37	9.0	Glendale	10.01	2.16	7.10	10.45	---	---	---
12.11	8.27	4.57	1.17	11.10	7.42	Moundsville	4.33	9.56	2.01	6.56	8.25	10.33	---
8.42	5.12	1.32	---	7.56	20.0	Lang	---	9.42	1.46	6.41	10.18	---	---
8.48	5.18	1.38	---	8.01	24.0	Woodland	---	9.37	1.40	6.35	10.12	---	---
8.55	5.25	1.45	---	11.27	28.0	Clarington	---	9.32	1.32	6.27	10.02	---	---
9.02	5.33	1.53	---	8.13	32.0	Proctor	---	9.26	1.25	6.20	9.55	---	---
12.07	9.16	5.47	2.07	11.57	36.0	N. Martville	3.54	9.10	1.11	6.06	7.35	9.41	---
1.07	9.32	6.13	2.33	12.06	40.0	Paden City	3.45	8.57	12.57	5.52	7.19	9.27	---
1.20	9.42	6.23	2.43	12.19	44.0	Sistersville	3.37	8.32	12.37	5.32	7.09	9.17	---
9.52	6.33	2.53	12.26	9.17	54.0	Friendly	---	8.22	12.27	5.22	7.00	9.07	---
10.02	6.41	3.01	12.32	9.25	59.0	Bens Run	---	8.14	12.19	5.14	7.00	9.07	---
1.46	10.18	6.57	3.17	12.44	67.0	St. Marys	3.12	7.58	12.03	4.58	6.42	8.43	---
10.25	7.05	3.25	---	9.50	71.0	Belmont	---	7.50	11.55	4.50	6.40	8.35	---
10.30	7.10	3.30	---	9.55	74.0	Willow	---	7.45	11.50	4.45	6.35	8.30	---
10.35	7.15	3.35	f 1.04	10.00	77.0	Waverly	---	7.40	11.45	4.40	f 6.24	8.25	---
2.50	11.00	7.40	4.00	10.25	88.0	Parkersburg	---	* 7.15	* 11.20	* 4.15	* 8.00	---	---
3.05	---	---	a 6.00	1.55	a 1.00	Lv. Parkersburg	Ar	2.10	---	11.03	2.42	5.40	---
6.35	---	---	9.23	5.40	4.14	Ar. Huntington	Lv	10.55	---	a 7.45	11.30	* 2.25	---
3.05	11.42	---	a 5.45	1.55	a 1.12	Lv. Parkersburg	Ar	2.10	6.58	10.51	3.06	5.40	7.56
12.45	---	---	6.56	---	2.22	Ripley	Lv	---	5.50	9.40	1.55	---	6.45
c 9.30	2.00	---	8.21	c 10.40	3.47	Ar. Charleston	Lv	* 9.52	a * 4.30	* 8.15	a 12.30	* 9.55	a 5.20

Table 94

(Read Down)

(Read Up)

Bus 305	Bus 303	Bus 301	(EASTERN STANDARD TIME)				Bus 300	Bus 302	Bus 304
PM	PM	PM	PM	AM	AM	PM	PM	PM	
8.00	3.15	* 7.40	Lv. Philippi	Ar	---	1.20	6.30	10.30	
8.10	3.25	7.50	Ar. Corder's	Lv	---	1.00	6.20	10.20	
8.15	3.30	7.55	Berryburg	---	---	12.55	6.15	10.15	
8.20	3.35	8.00	Galloway	---	---	12.60	6.10	10.10	
8.30	3.45	8.20	Ar. Flemington	Lv	---	12.40	5.55	10.00	
8.35	3.50	8.30	Rosemont	---	---	12.30	5.45	9.55	
8.45	4.00	8.40	Rosemont Jct.	---	---	12.20	5.35	9.45	
8.48	4.05	8.55	Bridgeport	---	---	12.15	5.30	9.42	
8.00	4.25	9.00	Ar. Clarksburg	Lv	---	* 12.01	* 5.15	* 9.30	

Grafton-Flemington Connecting Bus Service											
Bus 305	Bus 303	Bus 301	(EASTERN STANDARD TIME)				Bus 300	Bus 302	Bus 304		
PM	PM	PM	PM	AM	AM	PM	PM	PM			
* 5.00	* 12.10	17.25	Lv. Grafton	Ar	---	8.50	1.20	4.15	6.35	12.45	
5.15	3.15	12.25	Ar. Webster	Lv	---	8.35	1.05	4.00	6.25	f	
5.25	3.20	12.35	Simpson	---	---	8.25	12.55	3.50	6.20	f	
5.30	3.30	8.05	Wendel	---	---	@ 12.50	@	@	@	@	
5.40	3.45	12.40	Ar. Flemington	Lv	---	8.20	12.40	3.45	5.55	12.15	
4.25	9.00	---	Clarksburg	---	---	12.01	---	---	5.15	11.45	

Philippi - Flemington - Grafton											
Bus 305	Bus 303	Bus 301	(EASTERN STANDARD TIME)				Bus 300	Bus 302	Bus 304		
PM	PM	PM	PM	AM	AM	PM	PM	PM			
* 3.15	* 7.40	---	Lv. Philippi	Ar	---	1.20	6.30	---			
3.45	8.20	---	Ar. Flemington	Lv	---	12.40	5.40	---			
4.15	8.20	---	Lv. Flemington	Ar	---	12.40	5.40	---			
4.15	8.50	---	Ar. Grafton	Lv	---	12.10	5.00	---			

## Sutton, Parkersburg

(Read Down) (Read Up)

Bus 502	Bus 500	(EASTERN STANDARD TIME)				Bus 501	Bus 503
PM	PM	PM	AM	AM	PM	PM	
2.00	---	Lv. Sutton	Ar	---	10.15	---	
2.25	---	Napier	---	---	9.50	---	
2.38	---	Burnsville	---	---	9.37	---	
2.47	---	Gilmer	---	---	9.28	---	
3.10	---	Glenville	---	---	9.05	---	
3.20	---	Tanner Jct	---	---	8.40	---	
3.35	---	Hattie	---	---	8.40	---	
3.45	* 9.15	Grantsville	---	---	8.30	* 7.00	
4.20	9.30	Smithville	---	---	7.55	6.25	
4.25	9.55	Beatrice	---	---	7.50	6.20	
4.32	10.02	MacFarlan	---	---	7.43	6.13	
4.45	10.15	Cisco	---	---	7.30	6.00	
5.10	10.40	Kanawha	---	---	7.05	5.35	
5.13	10.43	Davisville	---	---	7.02	5.32	
5.16	10.46	Nicolette	---	---	6.59	5.29	
5.18	10.48	Stewart	---	---	6.57	5.27	
5.30	11.00	Ar. Park'bg	Lv	---	6.45	5.15	

Mannington and Clarksburg											
Bus 902	Bus 900	(EASTERN STANDARD TIME)				Bus 901	Bus 903				
PM	PM	PM	AM	AM	PM	PM					
1.00	7.00	Lv. Mannington	Ar	---	11.55	4.00					
1.45	7.45	Shinnston	---	---	11.10	3.15					
1.45	9.15	Shinnston	---	---	11.10	3.10					
2.15	9.45	Clarksburg	Lv	---	10.30	2.30					

### REFERENCE NOTES FOR TABLES 93 TO 95.

Light-face figures A. M. time. Dark-face figures P. M. time.  
 \* Daily. † Daily except Sunday. ‡ Saturday only. § Saturday and Sunday only.  
 a Atlantic Greyhound Lines. b Blue Ridge Lines. c C.&O.R.'y connection with B.&O.R.R. at Huntington.  
 f Stops on signal to receive and discharge passengers. p Central Greyhound Lines. r Rest stop. s Stops to discharge passengers from Wheeling and beyond. t B. & G. train.  
 w Red Star Lines. y Stops to discharge from Parkersburg and receive for Wheeling.  
 @ Bus trips do not operate into Wendel.  
**HOLIDAYS**—New Year's, Decoration Day, Fourth of July, Labor Day, Thanksgiving and Christmas.

## LOCATION AND STREET ADDRESSES OF PRINCIPAL W. V. T. BUS STATIONS

- Clarksburg, W. Va.**  
W. Va. T. Co. Terminal, North Fourth Street.—Telephone 4-6381 or 4-6382.
- Morgantown, W. Va.**  
W. Va. T. Co. Terminal, 445 High St.—Telephone 5915.
- Philippi, W. Va.**  
Smith's News Stand, Main St.—Telephone 38.
- Charleston, W. Va.**  
Atlantic Greyhound Terminal, 155 Summers St.—Telephone Cap. 28121.
- Fairmont, W. Va.**  
City Lines of W. Va., Inc., Terminal.—Telephone 4420.
- Grafton, W. Va.**  
B & O R R Station.—Telephone 600.
- Mannington, W. Va.**  
B & O R R Station.—Telephone 240.
- Sutton, W. Va.**  
Midway Hotel, Main St.—Telephone 127.
- New Martinsville, W. Va.**  
B & O R R Station.—Telephone 91.
- Parkersburg, W. Va.**  
Atlantic Greyhound Terminal, 414 Seventh St.—Telephone 74532.
- Wheeling, W. Va.**  
Union Bus Terminal, Inc., Eighteenth St.—Telephone 624.

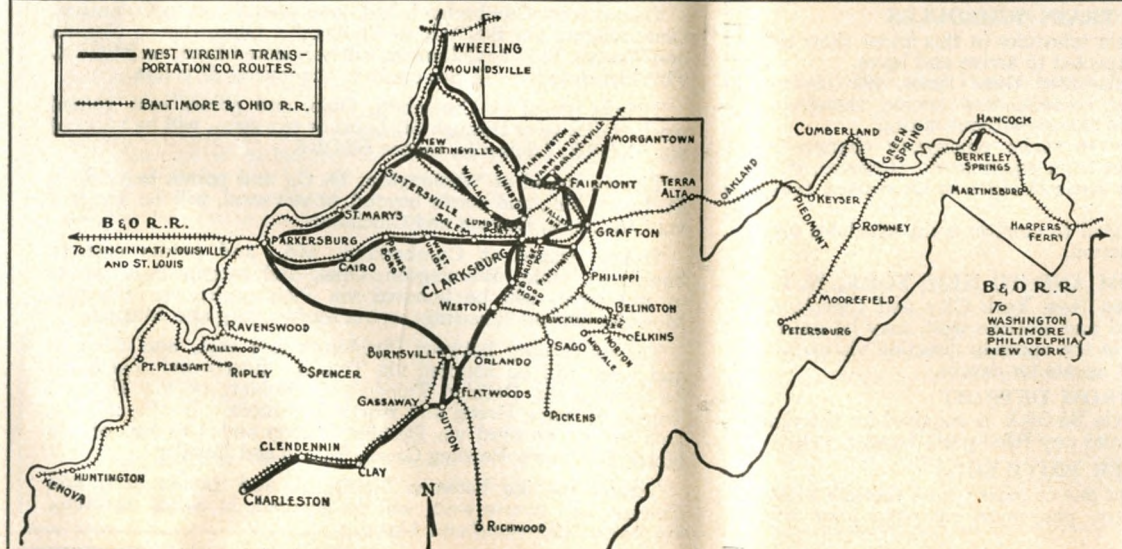
## HONORING TICKETS BETWEEN STATIONS IN WEST VIRGINIA

All tickets reading via the Baltimore & Ohio Railroad will be honored on motor coaches of the West Virginia Transportation Company.

Return coupons only of round-trip tickets, reading via the West Virginia Transportation Company will be honored either on Baltimore & Ohio trains or West Virginia Transportation Company motor coaches.

One-way tickets and the going portions of round-trip tickets, reading via the West Virginia Transportation Company, will not be honored on Baltimore & Ohio trains.

Return coupons of round-trip tickets, issued by other bus lines and reading via the West Virginia Transportation Company, will be honored on Baltimore & Ohio trains.





## GENERAL INFORMATION

### FARES FOR CHILDREN

Children under 5 years of age, when accompanied by parent or guardian, will be carried free. Exception: When one, two or three children have the exclusive use of a berth, or seat in parlor car, one half-fare ticket will be required. Children 5 years of age and under 12, will be charged one half-fare; 12 years of age or over, full fare.

### ADJUSTMENT OF FARES

Should any misunderstanding arise with conductors or agents, you should pay the fare requested, take receipt and write to Passenger Traffic Department, at Baltimore 1, Md., Cincinnati 2, Ohio, or Chicago 7, Ill.

### REDEMPTION OF TICKETS

**Rail Tickets** wholly unused for passage or checking baggage will be redeemed by selling agent. Return portions of **local** round-trip tickets, unused for passage or checking baggage, will be redeemed by selling agent or by agent at destination. Tickets must be presented to agent within six months from date of sale. Or tickets will be redeemed at any time if sent to Passenger Traffic Department at Baltimore 1, Md., Cincinnati 2, Ohio, or Chicago 7, Ill.

All other partly used tickets; tickets issued on prepaid orders; and tickets bearing endorsement indicating they have been issued otherwise than for cash, should be sent to Passenger Traffic Department at Baltimore, Cincinnati or Chicago.

Tickets issued on transportation requests of national, state or municipal Governments will not be redeemed to the holder. Such tickets should be sent to the department or office of the Government issuing the request.

**Pullman Tickets.** In order to obtain immediate refund, Pullman space must be cancelled through any B&O ticket office not later than the day before train departure. Redemption can then be made by any B&O ticket agent.

Tickets will be redeemed only to original purchaser.

### CHANGES IN TRAIN SCHEDULES

The Baltimore & Ohio train schedules in this folder show the times when trains may be expected to arrive and leave.

The Company cannot guarantee these times, nor assume responsibility for delays or consequences arising therefrom. Train schedules are subject to change without notice.

It is sometimes necessary to make emergency changes in schedules and adjustments in train equipment. However, it is not always possible to show these changes in all current timetables.

Our ticket agents will be glad to confirm train schedules and give any other travel information.

### DIVERSE ROUTES FROM AND TO NEW YORK, N. Y.

Round-trip tickets between New York City and Cleveland, Akron, Columbus, Cincinnati and stations west, may be routed one way via B&O RR, and in the opposite direction via certain other routes. Consult ticket agents for details.

### TO OR FROM DETROIT

Only one ticket coupon via B&ORR is required for through passengers between Detroit and any B&O point beyond Toledo.

### STOP-OVER PRIVILEGES

Stop-overs may be made at one or more points through which your ticket reads. However, you must complete your trip before ticket expires.

### OPTIONAL ROUTING OF TICKETS

Tickets reading between Cleveland and points east of Pittsburgh, routed via the B&ORR, will be honored between Cleveland and Youngstown by Erie R. R., and between Youngstown and Pittsburgh by P. & L. E. R. R.

Tickets reading between Cleveland and points east of Pittsburgh, routed via Erie R. R., Youngstown; Pittsburgh & Lake Erie R. R., Pittsburgh; B&ORR, will be honored between Cleveland and Pittsburgh via B&ORR.

Tickets reading between New Castle or Youngstown and points east of Pittsburgh, and routed via the B&ORR, will be honored by the Pittsburgh & Lake Erie R. R., between New Castle or Youngstown and Pittsburgh.

Tickets reading between New Castle or Youngstown and points on the B&ORR east of Pittsburgh, and routed via the P. & L. E. R. R., Pittsburgh; and B&ORR, will be honored via the B&ORR between New Castle or Youngstown and Pittsburgh.

Tickets issued at Cumberland, Md., and points east to Bellaire, Ohio, and beyond, or Wheeling and beyond through Bellaire, or *vice versa*, will be honored via Grafton, Moundsville and Wheeling, or via Pittsburgh.

Tickets issued at Cumberland, Md., and points east to Willard, Ohio, and points beyond, or *vice versa*, will be honored via Pittsburgh and Akron; via Pittsburgh, Wheeling and Newark; via Grafton, Wheeling and Newark; via Pittsburgh, Wheeling, Columbus and Newark; via Grafton, Wheeling, Columbus and Newark; via Parkersburg, Zanesville and Newark; or, via Parkersburg, Zanesville, Columbus and Newark.

Tickets issued at Cumberland, Md., and points east to Midland City, Ohio, and points beyond, or *vice versa*, will be honored via Pittsburgh and Columbus; via Grafton, Moundsville, Wheeling and Columbus; via Parkersburg; via Parkersburg and Zanesville; or, via Pittsburgh, Wheeling and Parkersburg.

Tickets issued at points west of Cumberland, Md., east of and including Clarksburg, W.Va., reading to Zanesville, Ohio, Wilmington, Ohio, and intermediate stations, or *vice versa*, will be honored via Parkersburg and Marietta, or via Bellaire, or via Wheeling and Bellaire.

Tickets from Cumberland, Md., and points east to Columbus, Ohio, reading via B&ORR to Chillicothe, Ohio, thence Norfolk and Western R. R. to Columbus, will be honored direct via B&ORR. This arrangement will also apply in the reverse direction.

Tickets issued at Cincinnati, Ohio, and points east routed via B&ORR to or through St. Louis or *vice versa*, will be honored via B&ORR, Louisville, thence B&ORR.

Tickets issued at Washington, D. C., and points beyond, to St. Louis, Mo., and points beyond, or *vice versa*, will be honored via Cincinnati, Dayton and Cincinnati.

Tickets issued at Cumberland, Md., and points east to Zanesville, Ohio, Wilmington, Ohio, and intermediate points or *vice versa*, will be honored via Pittsburgh; via Grafton, Moundsville and Wheeling; or, via Parkersburg and Marietta.

Tickets reading between Pittsburgh and east, and Chicago and west, will be honored via Toledo. Eastbound tickets will be honored via Deshler, Toledo and Deshler, or via Deshler, Toledo, Bowling Green and North Baltimore. Westbound tickets will be honored via Deshler, Toledo and Deshler, or via North Baltimore, Bowling Green, Toledo and Deshler.

Tickets reading between Pittsburgh and points east, and Chicago and points west, will be honored, in either direction, via Akron, Cleveland and Akron.





---

## BAGGAGE INFORMATION

---

**Definition of Baggage:** Personal baggage consists of wearing apparel, toilet articles (except liquids) and personal effects which are necessary for your comfort and convenience.

**Prohibited Articles:** Money, jewelry, silverware, negotiable papers, liquids, fragile or perishable articles, radios and household goods should not be included in checked baggage.

**Weight and Size Limitations:** You may check 150 pounds free on each adult Pullman-class or regular-coach rail ticket. A small charge is made for weight over 150 pounds. Each piece of baggage is limited to 300 pounds and 72 inches in any dimension.

**Declaration of Value:** The actual value of baggage should be declared at time of checking. The free value allowance is \$100 on each adult Pullman-class or regular-coach rail ticket, unless excess value is declared. You may declare excess value at 20 cents for each additional \$100. The total value allowed on each adult ticket is \$2,500.

**Baggage Insurance Protection:** Baggage Insurance policies are a valuable protection to passengers, especially when on vacation, special tour or cruise trip. The coverage is liberal and the rates nominal. The insurance applies for the entire trip, including taxicabs, hotels and on steamships. Baggage Insurance policies are on sale in ticket offices and baggage rooms (except in the State of Ohio). Ticket or Baggage Agents will gladly explain details.

**Baggage Delivery Service:** You may check your baggage direct to homes, hotels or other addresses at destination. This arrangement applies between principal points on the B&O and other railroads. It relieves you of attending to delivery at destination and avoids the use of Red Caps. At the same time it speeds up delivery.

Baggage Delivery charges are reasonable. They can be paid in advance or when baggage is delivered at destination. This service is performed by authorized responsible transfer companies. It can be arranged for at the ticket office or baggage room or direct with the transfer company.

**Forwarding and Arrival at Destination:** Passengers are urged to check baggage in advance so that it may be forwarded on a preceding train. Every effort will be made to facilitate the handling of baggage, but the railroad cannot guarantee the forwarding of baggage on the same train with owner; nor its arrival at destination on the same train with owner. Passengers should consult B&O ticket or baggage agents for details.

**Identification Tags:** If you would like to have a baggage identification tag, ask the agent when checking your baggage.

**New York Baggage Service:** All B&O trains to and from New York and Brooklyn handle checked baggage. The B&O provides a special service that relieves you of handling your hand luggage to New York and Brooklyn in train-connection motor coach service. Here are the details:

**Inbound Service:** Baggage representatives on the train will check your hand luggage to any B&O motor coach station or stop in New York or Brooklyn. And your hand luggage will be carried on the same motor coach with you. If preferred, you may check your hand luggage, also trunks and other large pieces of baggage from starting point to any B&O motor coach station.

Attendants will gladly assist you to transfer hand luggage from 42nd Street Station to Grand Central Terminal, New York City.

**Outbound Service:** You may check your hand luggage at any B&O motor coach station in New York or Brooklyn in advance or at any time. It will be delivered to your coach seat or Pullman space on the train. Trunks and other large pieces of baggage may be checked from any B&O motor coach station to destination.

### **Parmelee Transfer Service, Chicago:**

**For Passengers:** When you hold a through ticket reading via Chicago it includes a Parmelee transfer coupon. This coupon entitles you to transportation, without charge, in a modern limousine from incoming railroad station to outgoing station. Also from the incoming station to any downtown hotel, club, theatre, store or other building. This service may also be used by passengers not holding a Parmelee transfer coupon. The charge is nominal.

**For Baggage:** Passengers holding through tickets may wish to visit in Chicago between trains. This can be done if you have three hours or more between trains. On arrival in Chicago you give your hand baggage to the Parmelee Company's agent at the station and obtain claim check for it. It may be claimed at the parcel room of the station from which you will leave. The charge for this service is only 15 cents for each piece of baggage. This includes the parcel room fee for the first 24 hours. Passengers destined to Chicago may check their baggage with the Parmelee Company to any home, hotel, club, or office building in Chicago and suburbs, at regular transfer charges.

**B&O Red Cap Porter Service:** Red Cap porter service is available at principal B&O stations at a nominal charge per piece for hand baggage. As Red Caps are regular salaried employees the purpose of this arrangement is to avoid tipping. The charge collected entitles you to this assistance without extra fee. Checks will be given passengers by Red Caps, to show where baggage is to be delivered—whether to coach or Pullman car.

**Protecting Personal Effects:** You are cautioned to carefully look after your luggage and personal belongings carried when on trains and in stations. Before boarding or leaving trains, be sure you have all of your belongings. As a reminder, the protection of these possessions is your responsibility.

**Reporting Lost Articles:** Lost articles should be reported promptly to baggage agents, train crews, or to T. J. Younker, Manager, Mail, Express and Baggage Traffic, Baltimore 1, Md.

# RAILROAD AND PULLMAN FARES (Subject to Change)

(15% Federal Tax Not Included.)

BETWEEN	RAIL TICKET FARES				+One Way Parlor Car Seat	SLEEPING CAR FARES										
	One Way		Round Trip 6-Mo. Limit			One Way										
	In Coaches	In Pullman All Classes	In Coaches	In Pullman All Classes		Lower Berth	Upper Berth	@Section		Bedroom		Compartment		Drawing-Room		Room- ette
							@One Person	Two Persons	@One Person	Two Persons	@One Person	Two Persons	@One Person	Two Persons	@One Person	
<b>New York, and</b>																
Akron, Ohio	\$18.90	\$25.05	\$28.80	\$46.35		\$5.05	\$3.85	\$6.40	\$7.30	\$9.60	\$11.10	\$11.35	\$14.15	\$15.15	\$19.20	
Austin, Tex.	45.92	63.92	84.01	113.83		15.75	12.00			29.95	34.65	35.45	44.55	47.25	59.90	\$22.05
Baltimore, Md.	5.23	6.39	12.46	16.68	\$1.45	7.50	2.60	4.85	5.50	6.65	7.70	7.90	9.60	10.50	13.30	
Chicago, Ill.	30.71	40.89	46.75	73.50		9.75	5.90	9.70	11.25	14.75	17.05	17.45	21.30	23.25	28.50	10.85
Cincinnati, Ohio	25.23	33.54	38.40	60.45		6.50	5.00	8.25	9.55	12.55	14.50	14.85	18.40	19.80	25.10	9.20
Cleveland, Ohio	19.33	25.65	29.40	47.40		5.05	3.85	6.40	7.30	9.60	11.10	11.35	14.15	15.15	19.20	
Cumberland, Md.	12.49	16.58	20.55	31.80	2.65	3.50	2.60	4.85	5.50	6.65	7.70	7.90	9.60	10.50	13.30	
Dallas, Tex.	41.77	58.10	76.46	104.08		14.20	10.80			27.00	31.25	31.95	39.75	42.60	54.00	19.85
Detroit, Mich.	23.25	30.63	35.45	57.45		6.60	5.00	8.25	9.55	12.55	14.50	14.85	18.40	19.80	25.10	
Fort Worth, Tex.	42.52	59.14	71.81	101.45		14.20	10.80			27.00	31.25	31.95	39.75	42.60	54.00	
Los Angeles, Calif.	72.52	105.28	128.00	187.95		25.15	19.15			47.80	55.35	56.60	70.50	75.45	95.60	35.20
Louisville, Ky.	28.00	37.68	42.65	67.90		7.75	5.90	9.70	11.25	14.75	17.05	17.45	21.30	23.25	29.50	
Pittsburgh, Pa.	14.85	19.74	23.50	37.35	2.85	4.40	3.10	5.45	6.10	7.80	9.00	9.25	11.55	12.30	15.60	5.75
St. Louis, Mo.	35.33	47.55	54.70	85.65		11.55	7.00	11.55	13.40	17.60	20.35	20.90	26.05	27.75	35.20	12.95
San Antonio, Tex.	42.82	58.71	87.61	119.53		16.50	12.60			31.35	36.30	37.15	46.55	49.50	62.70	23.15
Toledo, Ohio	22.95	30.45	34.95	55.10		6.50	5.00	8.25	9.55	12.55	14.50	14.85	18.40	19.80	25.10	
Washington, D. C.	7.58	10.05	15.16	20.10	1.80	3.50	2.60	4.85	5.50	6.65	7.70	7.90	9.60	10.50	13.30	
Wheeling, W. Va.	17.03	22.66	25.95	42.40	3.20	4.45	3.40	5.80	6.45				13.35	15.60	16.90	
<b>Philadelphia, Pa., and</b>																
Akron, Ohio	15.86	21.00	24.60	39.55	2.85	4.10	3.10	5.45	6.10	7.80	9.00	9.25	11.55	12.30	15.60	
Austin, Tex.	42.83	59.87	77.95	105.73		15.25	11.60			29.00	33.55	34.30	42.95	45.75	58.00	21.30
Baltimore, Md.	3.20	4.29	6.40	8.58	.80	3.50	2.60	4.85	5.50	6.65	7.70	7.90	9.60	10.50	13.30	
Chicago, Ill.	27.68	36.84	42.15	66.35		7.20	5.45	9.00	10.45	13.70	15.85	16.20	20.20	21.60	27.40	10.05
Cincinnati, Ohio	22.20	29.45	33.75	53.65		6.60	5.00	8.25	9.55	12.55	14.50	14.85	18.40	19.80	25.10	9.20
Cleveland, Ohio	16.29	21.60	25.10	40.65	2.85	4.10	3.10	5.45	6.10	7.80	9.00	9.25	11.55	12.30	15.60	
Cumberland, Md.	9.45	12.53	16.40	24.45	2.10	3.50	2.60	4.85	5.50	6.65	7.70	7.90	9.60	10.50	13.30	
Dallas, Tex.	38.74	54.05	70.40	95.98		13.65	10.35			25.95	30.05	30.70	38.20	40.95	51.90	19.10
Detroit, Mich.	21.86	28.96	33.25	52.80		5.70	4.30	7.15	8.25	10.85	12.55	12.85	16.00	17.10	21.70	
Fort Worth, Tex.	39.49	55.09	71.75	97.73		13.65	10.35			25.95	30.05	30.70	38.20	40.95	51.90	19.10
Los Angeles, Calif.	85.49	125.32	153.40	230.60		24.30	18.50			46.15	53.45	54.70	68.15	72.90	92.30	34.00
Louisville, Ky.	24.97	33.64	38.05	60.65		7.20	5.45	9.00	10.45	13.70	15.85	16.20	20.20	21.60	27.40	10.05
Pittsburgh, Pa.	11.81	15.68	19.70	30.15	2.20	3.50	2.60	4.85	5.50	6.65	7.70	7.90	9.60	10.50	13.30	
St. Louis, Mo.	32.90	43.50	50.10	78.30		8.65	6.55	10.80	12.55	16.45	19.05	19.45	24.20	25.95	32.90	12.10
San Antonio, Tex.	44.89	62.66	81.55	110.43		15.75	12.00			29.95	34.65	35.45	44.55	47.25	59.90	22.05
Toledo, Ohio	19.91	26.40	30.35	46.55		5.70	4.30	7.15	8.25	10.85	12.55	12.85	16.00	17.10	21.70	
Washington, D. C.	4.55	6.01	8.10	11.10	1.10	3.50	2.60	4.85	5.50	6.65	7.70	7.90	9.60	10.50	13.30	
Wheeling, W. Va.	14.00	18.61	22.45	35.40	2.50	3.80	2.90	5.15	5.80				11.40	14.40		
<b>Baltimore, Md., and</b>																
Akron, Ohio	14.10	18.69	22.60	35.50	2.85	4.10	3.10	5.45	6.10	7.80	9.00	9.25	11.55	12.30	15.60	5.75
Austin, Tex.	39.69	55.58	71.55	97.15		13.95	10.60			26.50	30.70	31.40	39.30	41.85	53.00	19.50
Baltimore, Md.	25.91	34.50	39.40	62.10		7.20	5.45	9.00	10.45	13.70	15.85	16.20	20.20	21.60	27.40	10.05
Chicago, Ill.	18.99	25.20	28.95	46.70	3.55	5.05	3.85	6.40	7.30	9.60	11.10	11.35	14.15	15.15	19.20	7.15
Cincinnati, Ohio	14.51	19.29	23.10	36.60	2.45	4.10	3.10	5.45	6.10	7.80	9.00	9.25	11.55	12.30	15.60	5.75
Cleveland, Md.	6.23	8.26	12.46	16.52		3.50	2.60	4.85	5.50	6.65	7.70	7.90	9.60	10.50	13.30	
Dallas, Tex.	35.54	49.76	64.00	87.40		12.60	9.55			23.95	27.70	28.35	35.45	37.80	47.90	17.60
Detroit, Mich.	20.09	26.63	30.70	48.95		5.70	4.30	7.15	8.25	10.85	12.55	12.85	16.00	17.10	21.70	7.95
Fort Worth, Tex.	36.29	50.80	65.35	89.15		12.60	9.55			23.95	27.70	28.35	35.45	37.80	47.90	17.60
Los Angeles, Calif.	66.29	100.94	120.65	173.05		23.75	18.05			45.15	52.25	53.45	66.45	71.25	90.30	33.20
Louisville, Ky.	21.77	29.36	33.25	53.45		6.69	5.09	8.25	9.55	12.55	14.50	14.85	18.40	19.80	25.10	
New York, N. Y.	6.23	8.34	12.46	16.68	1.45	3.50	2.60	4.85	5.50	6.65	7.70	7.90	9.60	10.50	13.30	
Philadelphia, Pa.	3.20	4.29	6.40	8.58	.80	3.50	2.60	4.85	5.50	6.65	7.70	7.90	9.60	10.50	13.30	
Pittsburgh, Pa.	10.05	13.34	17.20	25.90	2.20	3.50	2.60	4.85	5.50	6.65	7.70	7.90	9.60	10.50	13.30	4.85
St. Louis, Mo.	29.86	40.02	45.45	72.20		7.75	5.90	9.70	11.25	14.75	17.05	17.45	21.90	23.25	29.50	10.85
San Antonio, Tex.	41.69	58.37	75.15	101.85		14.45	11.00			27.45	31.80	32.50	40.85	43.35	54.90	20.25
Toledo, Ohio	18.15	24.09	27.65	44.80		5.70	4.30	7.15	8.25	10.85	12.55	12.85	16.00	17.10	21.70	7.95
Washington, D. C.	1.73	1.73	3.46	3.46	.80	2.70	2.00	3.46	3.46				10.50	13.30		
Wheeling, W. Va.	11.73	15.68	19.55	30.15	2.50	3.60	2.60	4.85	5.50				10.50	13.30		
<b>Washington, D. C., and</b>																
Akron, Ohio	14.10	18.69	22.60	35.50	2.85	4.10	3.10	5.45	6.10	7.80	9.00	9.25	11.55	12.30	15.60	5.75
Austin, Tex.	39.69	55.58	71.55	97.15		13.95	10.60			26.50	30.70	31.40	39.30	41.85	53.00	19.50
Baltimore, Md.	1.35	1.73	2.70	3.46	.80	7.20	5.45	9.00	10.45	13.70	15.85	16.20	20.20	21.60	27.40	10.05
Chicago, Ill.	25.91	34.50	39.40	62.10		7.20	5.45	9.00	10.45	13.70	15.85	16.20	20.20	21.60	27.40	10.05
Cincinnati, Ohio	18.82	24.91	28.65	46.15	3.55	5.05	3.85	6.40	7.30	9.60	11.10	11.35	14.15	15.15	19.20	7.15
Cleveland, Ohio	14.51	19.29	23.10	36.60	2.85	4.10	3.10	5.45	6.10	7.80	9.00	9.25	11.55	12.30	15.60	5.75
Cumberland, Md.	4.39	6.59	9.36	13.18	1.10	3.50	2.60	4.85	5.50	6.65	7.70	7.90	9.60	10.50	13.30	
Dallas, Tex.	35.54	49.76	64.00	87.40		12.60	9.55			23.95	27.70	28.35	35.45	37.80	47.90	17.60
Detroit, Mich.	20.09	26.63	30.70	48.95		5.70	4.30	7.15	8.25	10.85	12.55	12.85	16.00	17.10	2	

# RAILROAD AND PULLMAN FARES (Subject to Change) (15% Federal Tax Not Included.)

BETWEEN	RAIL TICKET FARES				SLEEPING CAR FARES												
	One Way		Round Trip 6-Mo. Limit		+One Way Parlor Car Seat	One Way											
	In Coaches	In Pullman All Classes	In Coaches	In Pullman All Classes		Lower Berth	Upper Berth	ⓈSection		Bedroom		Compartment		Drawing- Room		Room- ette	
							●One Person	Two Persons	●One Person	Two Persons	●One Person	Two Persons	●One Person	Two Persons	●One Person	Two Persons	
<b>Pittsburgh, Pa., and</b>																	
Baltimore, Md.	\$10.05	\$13.34	\$17.20	\$25.90	\$2.20	\$3.50	\$2.60	\$4.85	\$5.50	\$6.65	\$7.70	\$7.90	\$9.60	\$10.50	\$13.30	\$14.85	
Buffalo, N. Y.	8.70	11.63	15.20	22.80		3.50	2.60	4.85	5.50	6.65	7.70	7.90	9.60	10.50	13.30		
Charleston, W. Va.	9.95	13.29	17.10	25.85		3.50	2.60	4.85	5.50	6.65	7.70	7.90	9.60	10.50	13.30		
Chicago, Ill.	15.85	21.15	24.60	37.35	2.85	4.10	3.10	5.45	6.10	7.80	9.00	9.25	11.55	12.30	15.60	5.75	
Cincinnati, Ohio	10.38	13.79	17.70	26.75	1.80	3.50	2.60	4.85	5.50	6.65	7.70	7.90	9.60	10.50	13.30		
Detroit, Mich.	10.05	13.29	17.20	25.85	1.80	3.50	2.60	4.85	5.50	6.65	7.70	7.90	9.60	10.50	13.30		4.85
Huntington, W. Va.	9.45	12.60	16.40	24.60		3.50	2.60	4.85	5.50	6.65	7.70	7.90	9.60	10.50	13.30		
Los Angeles, Calif.	64.65	97.95	105.85	154.10		21.70	16.50	41.25	47.75	48.85	60.70	65.10	82.50	85.50	30.40		
Louisville, Ky.	13.50	18.02	21.85	34.40	2.50	4.10	3.10	5.45	6.10	7.80	9.00	9.25	11.55	12.30	15.60		
New York, N. Y.	13.75	18.02	23.50	37.35	2.55	4.10	3.10	5.45	6.10	7.80	9.00	9.25	11.55	12.30	15.60		
Philadelphia, Pa.	11.81	15.68	19.70	30.15	2.55	4.10	3.10	5.45	6.10	7.80	9.00	9.25	11.55	12.30	15.60		5.75
Rochester, N. Y.	10.96	14.64	18.55	28.30	2.50	4.10	3.10	5.45	6.10	7.80	9.00	9.25	11.55	12.30	15.60		
St. Louis, Mo.	21.08	27.84	32.10	50.95		5.70	4.30	7.15	8.25					17.10	21.70		
San Francisco, Calif.	64.65	98.76	105.85	154.10		21.70	16.50	41.25	47.75	48.85	60.70	65.10	82.50	85.50	30.40		
Washington, D. C.	10.05	13.34	17.20	25.90	2.20	3.50	2.60	4.85	5.50	6.65	7.70	7.90	9.60	10.50	13.30		
Wheeling, W. Va.	2.28	2.99	4.56	5.98	.80												
<b>Cleveland, Ohio, and</b>																	
Baltimore, Md.	14.51	19.29	23.10	36.60	2.85	4.10	3.10	5.45	6.10	7.80	9.00	9.25	11.55	12.30	15.60	5.75	
New York, N. Y.	19.33	25.65	29.40	47.40		5.05	3.85	6.40	7.30	9.10	11.10	11.35	14.15	15.15	19.20		
Philadelphia, Pa.	16.29	21.60	25.10	40.65	2.85	4.10	3.10	5.45	6.10	7.80	9.00	9.25	11.55	12.30	15.60		
Pittsburgh, Pa.	4.48	5.93	8.96	11.80	.80	3.50	2.60	4.85	5.50	6.65	7.70	7.90	9.60	10.50	13.30		
Washington, D. C.	14.51	19.29	23.10	36.60	2.85	4.10	3.10	5.45	6.10	7.80	9.00	9.25	11.55	12.30	15.60		
Wheeling, W. Va.	5.15	6.83	10.30	13.66													
<b>Dayton, Ohio, and</b>																	
Baltimore, Md.	19.16	25.36	29.15	46.90													
Cincinnati, Ohio	1.78	2.41	3.58	4.80	.80												
Detroit, Mich.	6.75	9.00	13.50	18.00	.80	3.50	2.60	4.85	5.50	6.65	7.70			10.50	13.30		
Louisville, Ky.	4.90	6.64	9.21	12.47	1.10	3.50	2.60	4.85	5.50	6.65	7.70			10.50	13.30		
Toledo, Ohio	4.82	6.46	9.64	12.92	.80	3.50	2.60	4.85	5.50	6.65	7.70			10.50	13.30		
Washington, D. C.	19.16	25.36	29.15	46.90													
<b>Detroit, Mich., and</b>																	
Baltimore, Md.	20.09	26.63	30.70	48.95		5.70	4.30	7.15	8.25	10.85	12.55	12.85	16.00	17.10	21.70	7.95	
Cincinnati, Ohio	8.53	11.41	15.20	22.35	1.10	3.50	2.60	4.85	5.50	6.65	7.70			10.50	13.30		
Dayton, Ohio	6.75	9.00	13.50	18.00	.80	3.50	2.60	4.85	5.50	6.65	7.70			10.50	13.30		
Louisville, Ky.	11.65	15.64	19.55	30.00	1.80	4.10	3.10	5.45	6.10	7.80	9.00			12.30	15.60		
New York, N. Y.	23.25	30.69	35.45	57.45		6.60	5.00	8.25	9.55	12.55	14.50	14.85	18.40	19.80	25.10		
Philadelphia, Pa.	21.86	28.96	33.25	52.80		5.70	4.30	7.15	8.25	10.85	12.55	12.85	16.00	17.10	21.70		
Pittsburgh, Pa.	10.05	13.29	17.20	25.85	1.80	3.50	2.60	4.85	5.50	6.65	7.70	7.90	9.60	10.50	13.30		4.85
Washington, D. C.	20.09	26.63	30.70	48.95		5.70	4.30	7.15	8.25	10.85	12.55	12.85	16.00	17.10	21.70	7.95	
Wheeling, W. Va.	10.72	14.19	18.15	27.45		3.80	2.90	5.15	5.80					11.40	14.40		
<b>Chicago, Ill., and</b>																	
Akron, Ohio	11.97	15.91	19.90	30.60	2.20	3.50	2.60	4.85	5.50	6.65	7.70	7.90	9.60	10.50	13.30	4.85	
Baltimore, Md.	25.91	34.50	39.40	62.10		7.20	5.45	9.00	10.45	13.70	15.85	16.20	20.20	21.60	27.40	10.05	
New York, N. Y.	30.71	40.89	46.75	73.60		7.75	5.90	9.70	11.25	14.75	17.05	17.45	21.90	23.25	29.50	10.85	
Philadelphia, Pa.	27.68	36.84	42.15	66.35		7.20	5.45	9.00	10.45	13.70	15.85	16.20	20.20	21.60	27.40	10.05	
Pittsburgh, Pa.	15.86	21.15	24.60	37.35	2.85	4.10	3.10	5.45	6.10	7.80	9.00	9.25	11.55	12.30	15.60	5.75	
Washington, D. C.	25.85	34.50	39.40	62.10		7.20	5.45	9.00	10.45	13.70	15.85	16.20	20.20	21.60	27.40	10.05	
Wheeling, W. Va.	15.86	21.00	24.60	37.35	2.50	4.10	3.10	5.45	6.10	7.80	9.00	9.25	11.55	12.30	15.60		
Youngstown, Ohio	13.76	18.29	22.15	34.85	2.50	4.10	3.10	5.45	6.10	7.80	9.00	9.25	11.55	12.30	15.60		
<b>Cincinnati, Ohio, and</b>																	
Austin, Tex.	28.51	39.76	51.40	67.00		10.65	8.10	13.10	20.25	23.45	23.95	29.95	31.95	40.50	14.85		
Baltimore, Md.	18.39	25.20	28.95	46.70	3.55	5.05	3.85	6.40	7.30	9.60	11.10	11.35	14.15	15.15	19.20	7.15	
Dallas, Tex.	24.34	33.91	43.85	57.25		8.90	6.80		16.90	19.60	20.05	25.40	26.70	33.80	12.50		
Dayton, Ohio	1.78	2.41	3.58	4.80	.80												
Detroit, Mich.	8.53	11.41	15.20	22.35	1.10	3.50	2.60	4.85	5.50	6.65	7.70			10.50	13.30		
Fort Worth, Tex.	25.09	34.95	45.20	59.00		9.25	7.00		17.60	20.35	20.80	26.05	27.75	35.20	12.95		
Louisville, Ky.	3.12	4.23	5.65	7.65	.80												
New York, N. Y.	25.23	33.54	38.40	60.45		6.60	5.00	8.25	9.55	12.55	14.50	14.85	18.40	19.80	25.10		
Philadelphia, Pa.	22.20	29.49	33.75	53.65		6.60	5.00	8.25	9.55	12.55	14.50	14.85	18.40	19.80	25.10		9.20
Pittsburgh, Pa.	10.38	13.79	17.70	26.75	1.80	3.50	2.60	4.85	5.50	6.65	7.70	7.90	9.60	10.50	13.30		
St. Louis, Mo.	11.81	15.64	19.55	30.00	1.45	3.50	2.60	4.85	5.50	6.65	7.70	7.90	9.60	10.50	13.30		4.85
San Antonio, Tex.	30.52	42.57	55.00	71.70		11.15	8.55		21.20	24.85	25.10	31.65	33.45	42.40	15.60		
Toledo, Ohio	6.57	8.84	13.14	17.68	.80	3.50	2.60	4.85	5.50	6.65	7.70	7.90	9.60	10.50	13.30		
Washington, D. C.	18.82	24.91	28.65	46.15	3.55	5.05	3.85	6.40	7.30	9.60	11.10	11.35	14.15	15.15	19.20	7.15	
Wheeling, W. Va.	9.11	11.94	15.90	23.35	1.45	3.50	2.60	4.85	5.50	6.65	7.70	7.90	9.60	10.50	13.30		
<b>Louisville, Ky., and</b>																	
Baltimore, Md.	21.77	29.36	33.25	53.45		6.60	5.00	8.25	9.55	12.55	14.50	14.85	18.40	19.80	25.10		
Cincinnati, Ohio	3.12	4.23	5.65	7.65	.80												
Dayton, Ohio	4.90	6.64	9.21	12.47	1.10	3.50	2.60	4.85	5.50	6.65	7.70			10.50	13.30		
Detroit, Mich.	11.65	15.64	19.55	30.00	1.80	4.10	3.10	5.45									

# BALTIMORE & OHIO RAILROAD

GENERAL OFFICES -- BALTIMORE & OHIO BUILDING  
BALTIMORE & CHARLES STREETS-BALTIMORE 1, MD.

## TRAFFIC DEPARTMENT

H. E. SIMPSON, Vice-President, Baltimore 1, Md.

ROSS B. HAGER, Assistant to Vice-President, Baltimore 1, Md.

### PASSENGER

J. F. WHITTINGTON, General Passenger Traffic Manager,	Baltimore 1, Md.	W. C. STOTLER, General Passenger Agent,	Pittsburgh 19, Pa.
R. E. COLEMAN, Passenger Traffic Manager,	Chicago 7, Ill.	E. J. GLEASON, General Passenger Agent,	Cincinnati 2, Ohio
W. E. MEUSE, General Passenger Agent (Sales—System),	Baltimore 1, Md.	H. L. PORTER, Assistant General Passenger Agent,	St. Louis 2, Mo.
E. H. RIECKS, General Passenger Agent,	Baltimore 1, Md.	J. J. NUGENT, Advertising Manager,	Baltimore 1, Md.
R. H. HOLTER, General Passenger Agent (Rates—System),	Baltimore 1, Md.	T. J. YOUNKER, Manager Mail, Express and Baggage Traffic,	Baltimore 1, Md.
D. L. MOORMAN, General Passenger Agent,	Washington 6, D. C.	H. O. McABEE, Manager Dining Car and Commissary;	Baltimore 1, Md.
C. R. VAN HORN, General Passenger Agent,	New York 17, N. Y.		

### FREIGHT

J. W. PHIPPS, Jr., General Freight Traffic Manager,	Baltimore 1, Md.	A. H. FARRAR, Freight Traffic Manager, Central Region,	Pittsburgh 22, Pa.
J. C. McGOHAN, Freight Traffic Manager (Rates—System),	Baltimore 1, Md.	CLARK M. GRONINGER, Coal Traffic Manager,	Baltimore 1, Md.
L. W. BAKER, Freight Traffic Mgr. (Sales & Service—System),	Baltimore 1, Md.	F. J. COUSE, Foreign Freight Traffic Manager,	Baltimore 1, Md.
E. D. DAVIS, Freight Traffic Manager, New York Region,	New York 4, N. Y.	GAYLE W. ARNOLD, Manager Industrial Development,	Baltimore 1, Md.
H. A. WITTE, Freight Traffic Manager, Eastern Region,	Baltimore 1, Md.	A. S. BAKER, Manager Merchandise Traffic (L. C. L.),	Baltimore 1, Md.
E. A. SCHOFIELD, Freight Traffic Manager, Southwest Region,	Cincinnati 2, O.	L. S. HARTLEY, Manager Agricultural Development,	Baltimore 1, Md.
A. L. DOGGETT, Freight Traffic Manager, Northwest Region,	Chicago 7, Ill.	W. M. RANDALL, General Perishable & Live Stock Agent,	Baltimore 1, Md.

## PASSENGER AND FREIGHT REPRESENTATIVES

### AKRON 8, OHIO—

401 Metropolitan Building—39 South Main Street—  
Tel. BLackstone 6141—  
Division Passenger Agent.....H. C. KING  
District Freight Agent.....J. W. BABNEU

### ATLANTA 3, GA.—

715 Healey Building—Forsyth and Poplar Streets—  
Tel. WALnut 3402—  
District Freight Representative....A. A. IRWIN

### BALTIMORE 1, MD.—

Baltimore & Ohio Building—Charles and Baltimore  
Streets—Tel. LExington 0400—  
Division Passenger Agent.....J. R. HAYES  
Division Freight Agent.....J. B. GRAY  
District Freight Agent.....A. B. CALLOWAY  
General Coal Freight Agent....C. M. GOSNELL  
Industrial Agent.....W. I. BISHOP  
Horticultural Agent....R. L. WINKLEPLECK  
Gen. Foreign Freight Agent..F. M. WHITE, Jr.

### BIRMINGHAM 3, ALA.—

807-808 Transportation Building—First Avenue and  
Twenty-second Street, North—Tel. 7-1726—  
Dist. Frt. Representative.....C. E. BRADLEY

### BOSTON, MASS.—

415 Old South Building—294 Washington Street,  
Zone 8—Tel. LIBerty 1130—  
New England Passenger Rep.....J. A. FOOTE  
717 North Station Building, Zone 14—Tel. LAF-  
ayette 3-3939.  
New England Freight Agent...V. F. HARRIGAN

### BROOKLYN 1, N. Y.—

Eagle Building—Corner Washington and Johnson  
Streets—Tel. ULster 2-6330.  
Passenger Representative.....A. J. WALBERG  
25 Broadway, New York 4, N. Y.—Tel. Digby  
4-1600—  
District Freight Agent.....J. B. McKEON

### BUFFALO 3, N. Y.—

408 Rand Building—Tel. Washington 3876—  
Asst. Genl. Freight Agent....W. J. SHERIDAN  
District Freight Rep.....JAMES S. LOWE  
Coal Traffic Representative....R. W. BALDING

### CHARLESTON 1, W. VA.—

Passenger Station—Tel. Capitol 20-195—  
Division Freight Agent.....J. M. HOPPER

### CHARLOTTE 2, N. C.—

Room 1113, Johnston Building—212 South Tryon  
Street—Tel. 7466—  
Dist Frt. Representative....P. H. DOWDELL

### CHICAGO, ILL.—

1320 Bankers Building—Clark and Adams Streets,  
Zone 3—Tel. WABash 2-2211—  
Asst. Genl. Pass. Agent..JOHN F. DOGGETT  
Division Passenger Agent...E. D. CORCORAN  
Grand Central Station, Harrison and Wells Streets,  
Zone 7—Tel. WABash 2-2211—  
Asst. Genl. Frt. Agt.....GEORGE E. DOVE  
Coal Freight Agent.....S. G. ALEXANDER  
Industrial Agent.....WALTER E. OLIVER  
Dairy Freight Agent.....L. B. MARSH  
Foreign Freight Agent.....A. O. ROBINSON

### CHILlicothe, OHIO—

Baltimore & Ohio Passenger Station—Tel. 9316—  
Division Freight Agent.....E. C. SCHLAG

### CINCINNATI 2, OHIO—

114 Dixie Terminal Building—4th and Walnut Sts.  
Tel. DUbar 2900—  
Division Passenger Agent.....J. D. HEALEY  
501-505 Temple Bar Building—Corner Court and  
Main Streets—Tel. DUbar 2900—  
District Freight Agent.....H. S. SMITH  
Coal Freight Agent.....JAMES A. WILSON  
Industrial Agent.....A. C. TODD

### CLEVELAND, OHIO—

1110 Chester Avenue, Zone 14—Tel. CHerry 1-7074—  
Division Passenger Agent.....W. R. WELDEN  
901-903 Terminal Tower Building—Public Square,  
Zone 13—Tel. PRospect 2500, Branches 17  
and 19—  
Asst. Genl. Freight Agent.....J. T. LEAN  
Genl. Coal Freight Agent.....G. C. BAUER  
Coal Freight Agent.....C. H. NORRIS

### COLUMBUS 15, OHIO—

22 South Third Street—Tel. ADams 1736—  
Division Passenger Agent.....M. J. CASEY  
Room 705, 16 East Broad St.—Tel. MAin 2318-19—  
District Freight Agent.....EDWARD LIND  
Room 706, 16 East Broad St.—Tel. MAin 4181—  
Agricultural Agent.....LESTER J. MILLER

## PASSENGER AND FREIGHT REPRESENTATIVES

### CUMBERLAND, MD.—

Baltimore & Ohio Passenger Station—Tel. 3000,  
Branch 56—  
District Passenger Agent.....M. W. GROVE  
Tel. 3000, Branches 37 and 38—  
Div. Frt. Agt.....G. MELVILLE GEMMILL

### DALLAS 1, TEXAS—

706-8 Southwestern Life Building—1500 Main St.—  
Tel. STerling 3470—  
Southwestern Passenger Agent.....L. ASHBY  
Tel. Riverside 3400—  
Southwestern Freight Agent.....L. W. LAND

### DAVENPORT, IOWA—

607 Kahl Bldg.—3rd and Ripley Sts.—Tel. 3-2127—  
Dist. Freight Rep.....E. B. MCCOLLOCH

### DAYTON 2, OHIO—

Van Cleve Hotel—34 West First St.—Tel. FULTON  
7341—ADams 7171—  
Division Passenger Agent.....C. J. WILLIAMS  
1701-2 U. B. Building—Fourth and Main Streets—  
Tel. FULTON 1168, ADams 7171—  
Division Freight Agent.....C. P. MABIE

### DECATUR 48, ILL.—

107 Decatur Club Building—158 West Prairie St.—  
Tel. 5451-5452—  
District Freight Agent.....E. N. STEVENSON

### DENVER 2, COLO.—

330 United States National Bank Building—17th  
and Stout Streets—Tel. ALPine 3675—  
District Passenger Rep.....J. H. MOXLEY, Jr.  
District Freight Representative..F. E. LESKEY

### DETROIT 26, MICH.—

131-133 West Lafayette Boulevard, Transportation  
Building—Tel. WOODward 1-2533—  
Division Passenger Agent.....E. D. PHILLIPS  
Room 610, Lafayette Building—144 W. Lafayette  
Boulevard—Tel. WOODward 1-7165—  
General Freight Agent.....H. J. CARTIER  
Coal Freight Agent.....W. F. DEETS  
Coal Traffic Representative.....H. H. LEE

### DU BOIS, PA.—

Baltimore & Ohio Building—Tel. Bell 90—  
Division Freight Agent....W. F. SCHUGARDT

### ELIZABETH 3, N. J.—

Room 4, 272 North Broad Street—  
Tel. ELizabeth 2-6600—  
District Passenger Rep.....W. T. RUDDY

### FAIRMONT, W. VA.—

Baltimore & Ohio Passenger Station—Tel. Fairmont  
2816—  
Coal Traffic Representative.....H. S. FISCHER

### HOUSTON 2, TEXAS—

623 Bankers Mortgage Building—708 Main Street—  
Tel. FAirfax 2866—  
District Passenger Rep.....R. P. BADOLLET  
District Freight Rep.....D. E. BARCUS

### HUNTINGTON 14, W. VA.—

Baltimore & Ohio Passenger Station—Tel. 20333—  
District Freight Agent.....E. F. KENNA

### INDIANAPOLIS 10, IND.—

Room 310—220 Virginia Ave.—Tel. MARket 3371—  
Division Freight Agent..PAUL S. THOMPSON  
Agricultural Agent.....R. L. COLE

### JACKSONVILLE 2, FLA.—

908-909 Graham Building, 110 West Forsyth St.—  
Tel. 6-8915—  
District Freight Rep.....W. D. WILBUR

### KANSAS CITY 6, MO.—

210-212 Railroad Ticket Office Bldg.—1025 Grand  
Avenue—Tel. VICTOR 1021—  
District Passenger Rep.....J. D. WALKER  
District Freight Rep.....R. C. LOOMIS

### LONDON E. C. 3, ENGLAND—

10 Lloyd's Avenue—General Agents—Freight.  
D. C. Andrews, Ballantyne & Co., Ltd.

### LOS ANGELES 14, CAL.—

Room 410—510 West 6th St.—  
Tel. TRinity 1525—TUCKER 3333—  
District Passenger Rep.....J. J. LAWLOR  
District Freight Rep.....M. C. MAUHS

### LOUISVILLE 2, KY.—

114 Starks Arcade—Corner Walnut Street and  
Fourth Avenue—Tel. JACKSON 8371—  
Division Passenger Agent.....R. B. GRAY  
705 Washington Building—Fourth and Market Sts.—  
Tel. WAbash 8650-58-59—  
Div. Frt. Agent....L. E. CLIFTON ROEHRIG

### MEMPHIS 3, TENN.—

412 Exchange Building—Madison Avenue and 2nd  
Street—Tel. 5-3202—  
Dist. Frt. Representative.....W. R. KINNEY

### MILWAUKEE 3, WIS.—

303-4 Majestic Building—231 W. Wisconsin Ave.—  
Tel. MARquette 8-5230-31-32-33—  
District Passenger Rep.....H. G. MEYER  
District Freight Rep.....T. H. THOMPSON

### MINNEAPOLIS 2, MINN.—

Suite 1600, Rand Tower—527 Marquette Ave.—  
Tel. MAin 7475 and 7476—  
Northwestern Pass. Rep.....T. B. DOVE  
Northwestern Frt. Agt..H. G. CHRISTIANSON

### MORGANTOWN, W. VA.—

205 Monongahela Building—Tel. 7624—  
Agricultural Agent.....JOHN D. LOUGH

### NEWARK 2, N. J.—

Room 203, 836 Broad Street—  
Tel. MITchell 2-0030-0031—  
District Freight Rep.....KENNETH BAUER

### NEWARK, OHIO—

Baltimore & Ohio Passenger Station—Tel. 9681—  
Division Freight Agent.....L. S. PRITCHETT

### NEW HAVEN 10, CONN.—

309-10 Washington Building—39 Church Street—  
Tel. 8-3197; 8-3198—  
District Passenger Rep.....J. A. SILER  
District Freight Rep.....WM. J. KELLEY

### NEW ORLEANS 12, LA.—

310 California Company Bldg.—1111 Tulane Ave.—  
Tel. RAYmond 6521—  
District Freight Rep.....L. J. MENKE

### NEW YORK, N. Y.—

122 East 42nd St., Zone 17—Tel. MURray Hill 3-4400—  
Asst. Gen. Passenger Agent.....J. L. HACKETT  
Division Passenger Agent.....E. J. O'HEARN  
Cunard Building—25 Broadway, Zone 4—Tel.  
DIGby 4-1600—  
General Freight Agent.....C. B. FREEMAN  
Perishable Freight Agent.....G. J. REDDEN  
Coal Freight Agent.....R. A. LENTZ  
Foreign Freight Agent.....D. C. HALE  
Industrial Development Agent....A. W. KNABE

### OMAHA 2, NEB.—

806-7 Woodmen of the World Building, Farnam and  
14th Streets—Tel. ATLantic 2490-91—  
Dist. Passenger Rep.....W. H. LAWSON  
Dist. Freight Rep.....M. A. CAMPBELL

### PARKERSBURG, W. VA.—

Ann Street Station—Tel. 7-6544—  
Division Freight Agent.....M. N. FREESE

### PHILADELPHIA, PA.—

Fidelity-Philadelphia Trust Building—Corner Broad  
and Walnut Streets, Zone 9—Tel. RITtenhouse  
6-4500; PENnypacker 5-1900,  
Division Passenger Agent.....W. P. COX  
Room 100, Baltimore & Ohio Passenger Station—  
24th and Chestnut Streets, Zone 3—Tel. RITten-  
house 6-4500—  
District Freight Agent.....E. T. HOFFMAN  
District Freight Agent.....EDGAR F. WALES  
Foreign Freight Agent.....W. H. EMLET  
Perishable and Live Stock Agt....J. R. MARSH

### PITTSBURGH, PA.—

483 Union Trust Building—Zone 19—Tel. COURT  
1-6220—  
Division Passenger Agent...R. M. CONLIN, Jr.  
Oliver Building, 535 Smithfield Street, Zone 22—  
Tel. COURT 1-6220—  
Asst. Genl. Freight Agent...R. R. WILLIAMS  
Division Freight Agent..PAUL K. GRONINGER  
Industrial Agent.....FIELDING H. LEWIS  
General Coal Freight Agent...S. S. MCKINLAY  
Coal Freight Agent.....F. M. KEANE  
Perishable and Live Stock Agt...A. L. SHERRY

### PORTLAND 5, ORE.—

Room 316 Pittock Block—Tel. BEacon 0751—  
Traveling Passenger Rep.....J. V. COOK  
Freight Representative.....S. B. FREEMAN

### RICHWOOD, W. VA.—

Richwood Banking and Trust Building—Tel. Rich-  
wood 4931—  
Coal Traffic Rep.....W. C. McFARLING

### ROCHESTER, N. Y.—

320 W. Main Street—Zone 8—Tel. LOcust 6600—  
Traveling Passenger Agent..ROBERT SHILLADY  
155 W. Main Street—Zone 4—Tel. LOcust 6600—  
Div. Freight Agt....ANDREW C. HARTZELL

### ST. LOUIS 2, MO.—

1320 Boatmen's Bank Building—Tel. CENTral 0500—  
Division Passenger Agent.....G. H. GANTZER  
408 Pine Street—Tel. CENTral 0500—  
District Freight Agent.....F. A. FRAWLEY

### SAN FRANCISCO 5, CAL.—

Room 515, Monadnock Building—681 Market St.—  
Tel. GARfield 1-6395—  
Dist. Passenger Rep.....LEO ROGERS  
District Freight Rep.....H. R. MCCORKEL

### SEATTLE 1, WASH.—

715-17 Joseph Vance Building—3rd Avenue and  
Union Street—Tel. MAIn 7296—  
District Passenger Rep.....A. B. LUCKEY  
District Freight Rep.....A. C. DEUTSCH

### SPRINGFIELD, ILL.—

802 Reich Building—117 South Fifth Street—Tel.  
Dial 5489—  
Division Freight Agent.....J. R. DRYER

### TOLEDO 4, OHIO—

Nicholas Building—604 Madison Ave.—Tel. Taylor  
3523—  
Division Passenger Agent..R. C. MITCHELL, JR.  
703-705 Toledo Trust Building—S. W. corner Madi-  
son Ave. and Summit St.—Tel. Taylor 3523—  
Division Freight Agent.....D. W. LANG

### TORONTO 1, ONT.—

Room 604, Canadian Pacific Building—69 Yonge  
Street—Tel. Waverley 1657-1658—  
Canadian Traffic Agt....GORDON D. BROWN

## PASSENGER AND FREIGHT REPRESENTATIVES

### TULSA 3, OKLA.—

1504-1505 Hunt Building—4th and Main Streets—  
Tel. 2-3400—  
District Passenger Agent..... L. A. DAVIS  
District Freight Rep..... R. L. BEARD

### UNIONTOWN, PA.—

537 Fayette Title and Trust Building—Tel. 2562—  
Coal Traffic Rep..... R. L. HENNESSEY

### VINCENNES, IND.—

610-612 American National Bank Building—Third  
and Main Streets—Tel. 54—  
Division Freight Agent..... H. D. STANGE

### WASHINGTON, D. C.—

Corner Connecticut Ave. and H St., N. W., Zone 6  
—Tel. Sterling 8100—  
Asst. Genl. Pass. Agt.... L. O. DRUMWRIGHT  
Division Passenger Agent..... J. A. LEWIS  
1020-24 Woodward Bldg.—15th & H Sts., N.W., Zone 5  
—Tel. REpublic 6500—  
General Freight Agent..... A. M. BRINKER  
District Freight Agent..... L. W. BROWN

### WHEELING, W. VA.—

B. & O. Passenger Station—Tel. Wheeling 6060.  
Division Passenger Agt.... E. A. HOPFMANN  
Division Freight Agent.... J. E. GARBESI, JR.

### WILMINGTON, DEL.—

917 Market Street, Zone 1—Tel. 6-8204-8205—  
District Passenger Agent..... C. F. MILLER  
B. & O. Freight Station, Zone 99—Tel. 9747—  
District Freight Agent.. E. E. MOUNTCASTLE

### WINSTON-SALEM 3, N. C.—

308 Reynolds Building—Fourth and Main Streets—  
Tel. 9931—  
Traveling Freight Agent... JAMES R. CROOK

### YOUNGSTOWN 2, OHIO—

Baltimore & Ohio Passenger Station—Tel. 4-4393—  
Division Freight Agent..... C. J. ROESSEL

## TICKET OFFICES AND PASSENGER TERMINALS IN PRINCIPAL CITIES

### AKRON, OHIO—

Union Station, 220 Grant Street—Tel. Jefferson 9141.  
Howard Street Station, 155 North Howard Street—  
Telephone Blackstone 6141.

### ANNAPOLIS, MD.—

City Ticket Office, 46 Maryland Avenue—Tel. 2994.

### ATLANTIC CITY, N. J.—

Tickets and Pullman reservations may be purchased  
at Pennsylvania-Reading Depot Ticket Office,  
Arkansas and Arctic Avenues—Tel. 4-0111.

### BALTIMORE, MD.—

Information and Pullman Reservations—Tel. LExington  
0400.  
City Ticket Office, Baltimore and Charles Streets—  
Tel. LExington 0400.  
Camden Station, Camden, Eutaw and Howard Sts.  
Tel. LExington 0400.  
Mt. Royal Station, Mt. Royal Avenue and Cathar-  
dral Street—Tel. LExington 0400.

### BROOKLYN, N. Y.—

City Ticket Office, 155 Pierrepont Street—Tel.  
TRiangle 5-7440.  
Ticket Office and Motor Coach Station, Brooklyn  
Eagle Building, Washington and Johnson Streets  
—Tel. ULster 2-6330. (Station closed from 10.00  
p. m. to 6.30 a. m.)

### BUFFALO, N. Y.—

Depot Ticket Office, Lackawanna Terminal, Main  
and Ohio Streets—Tel. WASHINGTON 4800.

### CHICAGO, ILL.—

Information and Pullman Reservations—Telephone  
WABash 2-2211.  
City Ticket Office, 163-165 West Jackson Boulevard  
(Insurance Exchange Building)—Telephone  
WABash 2-2211.  
Grand Central Station, Harrison and South Wells  
Streets (Reservation Bureau)—Tel. WABash 2-2211,  
HARRISON 7-2393.  
63rd Street Station, 63rd and Leavitt Streets—Tel.  
PProspect 6-0995.  
South Chicago Station, 95th Street and Commercial  
Avenue—Tel. South Chicago 8-7755.  
HOTEL TICKET OFFICES—Tel. HARRISON  
7-2203.  
Drake Hotel, East Lake Shore Drive and North  
Michigan Avenue.  
Merchandise Mart, 22 N. Bank Drive.  
Morrison Hotel, Clark and Madison Streets.  
Palmer House, State and Monroe Streets.  
Lakeview Building, Room 303, 116 S. Michigan Ave.  
Sherman Hotel, North Clark and West Randolph  
Streets.  
Stevens Hotel, South Michigan Ave. and 7th St.

### CINCINNATI, OHIO—

Information and Pullman Reservations—Tel. DUbar  
2900.  
City Ticket Office, 4th and Walnut Streets (107  
Dixie Terminal Building)—Tel. DUbar 2900.  
Union Passenger Station, Lincoln Park Drive and  
Freeman Ave.—Tel. CHerry 8100.  
Winton Place—Tel. KIRby 5424.  
Oakley—Tel. MELrose 4926.

### CLEVELAND, OHIO—

City Ticket Office, 1110 Chester Ave.—Information  
and Pullman Reservations—Tel. CHerry 1-7074.  
Union Terminal, Public Square and Prospect Ave.—  
Information—CHerry 1-8200.  
Reservations—MAIN 1-2300.

### COLUMBUS, OHIO—

Information and Pullman Reservations—Tel. ADams  
1736.  
City Ticket Office, 22 South Third Street—Tel.  
ADams 1736.  
Union Station, 380 N. High Street—Tel. MAIN 4345.

### DAYTON, OHIO—

Information and Pullman Reservations—Tel. FULTon  
7341 or ADams 7171.  
City Ticket Office, Van Cleve Hotel, 34 West First  
Street—Tel. FULTon 7341 or ADams 7171.  
Union Station, 6th Street, between Ludlow and  
Perry Streets—Tel. ADams 3234-3235.

### DETROIT, MICH.—

Information and Pullman Reservations—Tel. WOOD-  
ward 1-2533 or 2-6700.  
Downtown Ticket Office, 131-133 Lafayette Blvd.  
(Transportation Bldg.)—Tel. WOODward 1-2533.  
Uptown Ticket Office, lobby of General Motors  
Bldg., Grand Blvd. at Cass and Second Avenues  
—Tel. TRinity 2-4150.  
Michigan Central Station, Michigan Ave. and 15th  
Street—Tel. WOODward 2-6700—TASHmoo 5-7000.

### INDIANAPOLIS, IND.—

Union Station, Illinois Street—Tel. RILEy 3355.

### JERSEY CITY, N. J.—

Central Railroad of New Jersey Terminal—Tel.  
DElaware 3-1122.

### LOUISVILLE, KY.—

Information and Pullman Reservations—Tel. JACK-  
son 8371.  
City Ticket Office, 114 Starks Arcade, 4th and  
Walnut Streets—Tel. JACKson 8371.  
Station, 7th and River—Tel. WABash 6979.

### MORGANTOWN, W. VA.—

City Ticket Office, 445 High Street—Tel. 5915.

### NEW YORK, N. Y.—

Information and Pullman Reservations—Tel. MURray  
Hill 3-1600. NOTE—Between 11.15 p. m. and  
6.00 a. m., call Barclay 7-9670.  
42nd Street Station, opposite Grand Central Ter-  
minal and Commodore Hotel—Tel. MURray Hill  
3-0740. (Station closed from 11.15 p. m. to  
6.00 a. m.)  
Columbus Circle Station, 15 Columbus Circle at  
Central Park West—Tel. COLUMbus 5-1054.  
(Station closed from 10.00 p. m. to 6.30 a. m.)  
Rockefeller Center Motor Coach Station, 49th Street  
and Rockefeller Plaza—Tel. Circle 7-3678, 7-3679.  
(Station closed from 10.30 p. m. to 6.30 a. m.)  
Liberty Street Station—Tel. BARclay 7-9670.  
CONSOLIDATED TICKET OFFICES (closed Saturdays  
and Sundays), 17 John Street—Tel. CORTlandt  
7-0422, 0423.  
No. 3 West 47th Street—Tel. PLaza 7-6160 or  
7-6161.  
No. 6 West 33rd Street, near Fifth Avenue—Tel.  
CHickering 4-6209.

### PARKERSBURG, W. VA.—

Sixth Street Station—Tel. 7-6441.  
Ann Street Station—Tel. 2-3881.

### PHILADELPHIA, PA.—

Information and Pullman Reservations—Tel. RIT-  
tenhouse 6-4500.  
City Ticket Office, Fidelity-Philadelphia Trust  
Building, corner Broad and Walnut Streets—Tel.  
PENnypacker 5-1900; RITtenhouse 6-4500.  
Station, 24th and Chestnut Streets—Tel. RITten-  
house 6-4500.  
Wayne Junction Office—Tel. MICHigan 4-8602.

### PITTSBURGH, PA.—

Information and Pullman Reservations—Tel. COURT  
1-6220 or 1-3201.  
City Ticket Office, Union Trust Building, 508  
William Penn Way—Tel. COURT 1-6220.  
B. & O. Station, Smithfield and Water Streets—  
Tel. COURT 1-6220.  
P. & L. E. Station, Smithfield and Carson Streets—  
Tel. COURT 1-3201.

### ROCHESTER, N. Y.—

Station, Main Street West at Oak Street—Tel.  
LOcust 6600. (Nights, Sundays and Holidays—  
Tel. LOcust 6609.)

### ST. LOUIS, MO.—

Information and Pullman Reservations—Tel. CEN-  
tral 0500.  
City Ticket Office, 326 N. Broadway—Tel. CENtral  
0500.  
Union Station, 18th, 20th and Market Streets. For  
Information, Tel. GARfield 2500. For Reserva-  
tions, Tel. GARfield 6600.

### TOLEDO, OHIO—

Information and Pullman Reservations—Tel. TAYlor  
3523. (After 5.00 p. m., and on Saturdays,  
Sundays and Holidays—Tel. GARfield 7421.)  
City Ticket Office, 604 Madison Avenue—Tel.  
TAYlor 3523.  
Union Station, Emerald and Knapp Streets—Tel.  
GARfield 7421.

### WASHINGTON, D. C.—

Information and Pullman Reservations—Tel. STerling  
8100.  
City Ticket Office, corner Connecticut Ave. and H  
St., N. W.—Tel. STerling 8100.  
Union Station, Massachusetts and Delaware Aves.  
—Tel. EXecutive 4300.  
Silver Spring Station, Sligo and Georgia Avenues—  
Tel. SHepherd 4343.

### WILMINGTON, DEL.—

Information and Pullman Reservations—Tel. 6-8204-  
8205.  
City Ticket Office, 917 Market Street—Tel. 6-8204-  
8205.  
Station, Delaware Avenue and Dupont Street—Tel.  
9759.











# THE SHIPPER'S RAILROAD WITH a will to please and the ways of doing so



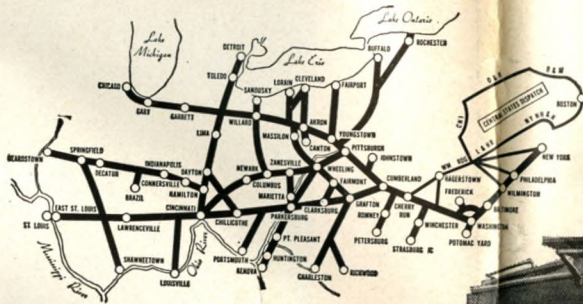
Shippers like a *friendly* railroad—one willing to solve special problems, offer suggestions, follow through efficiently. We of the Baltimore & Ohio not only offer this willingness, but also *support* it with practical working features like these:

**SENTINEL SERVICE.** A B&O "first" that provides siding-to-siding dependability on carload freight. Through its *Automatic Records* feature, shippers and receivers are advised of both schedule interruptions and reforwardings.

**TIME-SAVER SERVICE.** A streamline LCL service that offers dependable schedules, and saves  $\frac{1}{3}$  or more shipping time.

**PROPER-HANDLING PROGRAM.** An educational activity in freight claim prevention through careful handling of shipments over the road, in the terminals and at freight houses.


It pays to route via B&O. *Ask our man!*



Issued  
April 29,  
1951.

SYSTEM TIME TABLES

# Baltimore & Ohio RAILROAD




PLEASE KEEP FOR REFERENCE

Issued  
April 29,  
1951.

SYSTEM TIME TABLES

# Baltimore & Ohio RAILROAD



PLEASE KEEP FOR REFERENCE