

LUXURY SERVICE EN ROUTE!
UNEXCELLED VIEWS FROM SCENIC DOMES!
GRACIOUS LIVING ACROSS CANADA!
The Canadian GIVES YOU:

STREAMLINER
DOME EQUIPPED
STAINLESS STEEL
CANADA'S ONLY



The Canadian

DINING ROOM AND COFFEE-SHOP SERVICE!
FIRST CLASS—TOURIST—COACH
ALL RESERVED ACCOMMODATION!
The Canadian GIVES YOU:

SMOOTH DIESEL POWER
DAILY BETWEEN
MONTREAL—VANCOUVER
TORONTO—VANCOUVER

The Canadian



THE ROUTE OF The Canadian

All this from the air-conditioned comfort of Canada's first and only Scenic Domes!

The Canadian shows you the historic trails of early American explorers . . . Ottawa Valley . . . Marquette's route to North Bay . . . Lake Superior's North Shore . . . The Prairies . . . The Canadian Rockies—Banff! Lake Louise! Kicking Horse Pass! Glacier! The Columbia! The Fraser! The Coast Range!

The Canadian daily between Montreal—Vancouver and Toronto—Vancouver—whisks you across Canada on a schedule unexcelled in railway history—less than three days!

The Canadian



The "longest dome ride in the world"—across Canada . . . eastward or westward . . . in the Canadian—is an experience in gracious living. Two types of sleeping cars, "Chateau" and "Manor", and Scenic Dome Lounge-observation cars; deluxe coaches; Scenic Dome "Skyline" coffee-shops; Dining-room cars—all tight-coupled, equipped with the ultimate in brake design for smooth riding, specially designed in shining stainless steel armour for safe travel are sped smoothly and effortlessly by sleek, sturdy diesel locomotive units. Two basic shades . . . Empress Rose and Banff Blue . . . were specially developed to keynote the unusual "flow-through" design technique employed by the interior decorators for The Canadian. Combinations of these shades with beige characterize the sleeping cars; Alberta green, Atlantic turquoise and Prairie gold are tastefully used elsewhere. Living apartments—drawing rooms, compartments, bedrooms, roomettes and duplex roomettes—have disappearing beds for daytime privacy. Wide windows in every car and coach welcome daylight, encourage sight-seeing.

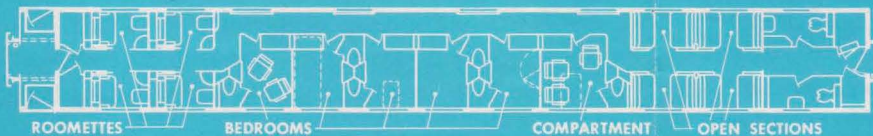
FOR CAMERA FANS

Glare-proof windows of the all-around-vision Scenic Domes accentuate black and white pictures but call for filter CC 30R for true colour rendition. Ask your agent for special folder, "Camera Fans".

The Canadian

HAS SIX NEW TYPES OF CARS FOR YOUR TRAVEL PLEASURE

The "Park" Lounge Sleeping Car—24-seat Scenic Dome, Main Lounge, Mural Lounge and bar, Drawing Room and three double Bedrooms.



"Manor" Sleeping Cars—one Compartment, five double Bedrooms, four Roomettes, four sections.

"Chateau" Sleeping Cars—one Drawing Room, three double Bedrooms, eight Duplex Roomettes, four sections.



Deluxe Dining Room Cars—wide-windowed, softly lighted, keynote the Canadian decorative motif. Distinctive Canadian dishes are another feature.

Dome Coffee Shop Coach—with 24-seat upper level Scenic Dome, attractive Coffee Shop for popularly priced meals and snacks—available to all passengers—26 reserved adjustable reclining seats with full length leg-rests.



The Deluxe Coach, all seats reserved, features adjustable reclining seats with full length leg-rests, four toilets and wash rooms.

EVERY DAY ACROSS CANADA *The Canadian*

MONTREAL—VANCOUVER . . .

TORONTO—VANCOUVER



Two 24-seat air-conditioned all-round vision Scenic Domes attract sightseers.




Individually decorated by famous Canadian artists, "The Canadian" Mural Lounges are intimate gathering places.



The Main Lounge, windowed on three sides, is a club on wheels, enhancing the Canadian decor.



"Skyline" deluxe Coffee Shop Coaches with Scenic Domes serve popular-priced meals in attractive surroundings.



Adjustable, reclining, reserved seats with full length leg-rests, wide windows, ample lighting and porter service make coach travel a pleasure.

Coaches — have wide windows, adjustable reclining seats, full-length leg-rests, all the advantages of reserved seats — at no extra charge.

Coffee Shops — equipped with upper level Scenic Dome, serve inexpensive meals and between meal snacks for all passengers.

Tourist Cars — offer roomy, comfortable lower and upper berths at tourist rates for economy travel.

Dining Room Cars — full course or à la carte meals — featuring fresh Canadian delicacies.

Chateau Sleepers — upper and lower berths, duplex roomettes, bedrooms, drawing-room.

Manor Sleepers — upper and lower berths, roomettes, bedrooms, compartment.

Lounge Sleeper — equipped with upper level Scenic Dome, bedrooms, drawing-room — Main Lounge — Mural Lounge.



Dining Room cars, with cuisine for gourmets, are styled in pastel colours and have distinctive star-studded ceilings.




Disappearing beds, separate toilet, a sofa and two chairs, set the homey Drawing Room apart for "the economy of luxury".



Upper and lower berths in first class and tourist cars provide night-time privacy and comfort with economy.

Bedrooms (single and double) are intimate rooms, have toilet annex, triple mirror dressing table-wash basin.



The Roomette, a self-contained apartment for day and night travel comfort.



Ideal for two, the Compartment features space by day, complete privacy for the sleeping hours.



Families and business groups favor two bedrooms "en suite" for day-time spaciousness and night-time privacy.



Complete privacy at a minimum price for day and night relaxation is offered by Duplex Roomettes.

The Canadian CANADA'S ONLY DOME STREAMLINER