

*Unwind on an Amtrak Coach*



Travel in comfort—arrive feeling relaxed.

We're making the trains worth traveling again.



## NEW HAVEN (cont'd) to

Train Name (Number) First Train/Connection if any	Train Equip. Freq. First/Conn.	Conn. Point
<b>WASHINGTON (cont'd)</b>		
Bunker Hill (165)/Metroliner (115)	11 30a 4 29p Daily	∅ ☆ / ∅ ☆ New York
Southern Crescent (173)	12 30p 6 20p Daily	✕ ☆ Thru
Southern Crescent (173)/ Metroliner (117)	12 30p 5 27p Daily	✕ ☆ / ∅ New York
Bay State (145)	2 26p 8 15p Su thru Fr	∅ ☆ Thru
Bay State (145)/Metroliner (121)	2 26p 7 31p Mo thru Fr	∅ ☆ / ∅ ☆ New York
Colonial (175)	3 35p 9 44p Daily	∅ ☆ Thru
Metroliner (137)	4 38p 9 14p Su Only	∅ ☆ Thru
Senator (177)	5 41p 11 20p Daily	∅ ☆ Thru
East Wind (161)/Metroliner (127)	6 41p 11 30p Su thru Fr	∅ ☆ / ∅ ☆ New York
Merchants Limited (179)	7 55p 1 30a Daily	✕ ☆ Thru
Night Owl (169)	1 25a 8 30a Mo thru Sa	∅ ☆ Thru

## NEW YORK to

Train Name (Number) First Train/Connection if any	Dp NYC→	Ar BAL	Train Equip. Freq. First/Conn.	Conn. Point
<b>BALTIMORE</b>				
Night Owl (169)	4 30a	7 45a	Mo thru Sa	∅ ☆ Thru
Metroliner (101)	6 30a	9 01a	Mo thru Fr	∅ Thru
Metroliner (103)	7 30a	9 58a	Daily	∅ ☆ Thru
Metroliner (105)	8 30a	11 01a	Mo thru Sa	∅ ☆ Thru
Silver Star (81)	9 15a	12 29p	Daily	✕ ☆ Thru
Metroliner (107)	9 30a	11 55a	Daily	∅ Thru
Metroliner (109)	10 30a	12 55p	Daily	∅ ☆ Thru
Metroliner (111)	11 30a	1 57p	Daily	∅ ☆ Thru
Metroliner (113)	12 30p	2 58p	Daily	∅ ☆ Thru
Valley Forge (171)	12 35p	3 40p	Daily	∅ ☆ Thru
Metroliner (115)	1 30p	3 53p	Daily	∅ ☆ Thru
Metroliner (117)	2 28p	4 53p	Su thru Fr	∅ ☆ Thru
Southern Crescent (173)	2 30p	5 40p	Daily	✕ ☆ Thru
Metroliner (119)	3 30p	5 53p	Daily	∅ ☆ Thru
Metroliner (121)	4 28p	6 55p	Su thru Fr	∅ ☆ Thru
Bay State (145)	4 30p	7 35p	Daily	∅ ☆ Thru
Metroliner (123)	5 28p	7 54p	Daily	∅ ☆ Thru
Colonial (175)	5 45p	9 00p	Daily	∅ ☆ Thru
Metroliner (137)	6 15p	8 37p	Su Only	∅ ☆ Thru
Metroliner (125)	6 30p	8 54p	Su thru Fr	∅ ☆ Thru
Senator (177)	7 30p	10 40p	Daily	∅ ☆ Thru
Metroliner (127)	8 30p	10 53p	Daily	∅ ☆ Thru
Merchants Limited (179)	9 35p	12 45a	Daily	✕ ☆ Thru

Train Name (Number) First Train/Connection if any	Dp NYC→	Ar BOS	Train Equip. Freq. First/Conn.	Conn. Point
<b>BOSTON</b>				
Night Owl (168)	3 10a	8 25a	Mo thru Sa	∅ ☆ Thru
East Wind (160)	7 30a	11 55a	Mo thru Fr	∅ ☆ Thru
Bunker Hill (170)	9 10a	1 58p	Daily	∅ ☆ Thru
Bay State (140)	11 10a	4 40p	Daily	∅ ☆ Thru
Southern Crescent (172)	1 10p	5 50p	Daily	✕ ☆ Thru
Narragansett (162)	2 10p	6 50p	Daily	∅ ☆ Thru
Colonial (174)	3 10p	7 50p	Daily	∅ ☆ Thru
Turbo Yankee Clipper (150)	4 10p	8 00p	Mo thru Fr	✕ Thru
Merchants Limited (182)	5 10p	9 35p	Su thru Fr	✕ ☆ Thru
Minute Man (184)	6 10p	10 45p	Daily	∅ ☆ Thru
Senator (176)	7 10p	11 40p	Daily	∅ ☆ Thru

Train Name (Number) First Train/Connection if any	Dp NYC→	Ar CAP	Train Equip. Freq. First/Conn.	Conn. Point
<b>CAPITAL BELTWAY</b>				
Metroliner (103)	7 30a	10 22a	Daily	∅ ☆ Thru
Metroliner (113)	12 30p	3 22p	Daily	∅ ☆ Thru
Metroliner (115)	1 30p	4 17p	Daily	∅ ☆ Thru
Metroliner (119)	3 30p	6 17p	Daily	∅ ☆ Thru

Continued on next column

NOTES: ∅ Snack or light meal and beverage service  
 ✕ Food service (sit-down) and beverage service  
 ☆ First class service. If a day train, parlor car service;  
 if a night train, sleeping car service

## NEW YORK (cont'd) to

Train Name (Number) First Train/Connection if any	Train Equip. Freq. First/Conn.	Conn. Point
<b>CAPITAL BELTWAY (cont'd)</b>		
Metroliner (121)	4 28p 7 19p Su thru Fr	∅ ☆ Thru
Metroliner (123)	5 28p 8 18p Daily	∅ ☆ Thru
Colonial (175)	5 45p 9 28p Daily	∅ ☆ Thru
Metroliner (137)	6 15p 9 01p Su Only	∅ ☆ Thru
Metroliner (125)	6 30p 9 19p Su thru Fr	∅ ☆ Thru
Metroliner (127)	8 30p 11 17p Daily	∅ ☆ Thru
Merchants Limited (179)	9 35p 1 14a Daily	✕ ☆ Thru
Night Owl (169)	4 30a 8 15a Mo thru Sa	∅ ☆ Thru

## HARTFORD

Train Name (Number) First Train/Connection if any	Dp NYC→	Ar HRT	Train Equip. Freq. First/Conn.	Conn. Point
<b>HARTFORD</b>				
East Wind (160)/(402)	7 30a	10 10a	Mo thru Fr	∅ ☆ / New Haven
Bunker Hill (180)/(404)	9 10a	11 58a	Daily	∅ ☆ / New Haven
Bay State (140)	11 10a	1 47p	Daily	∅ ☆ Thru
Southern Crescent (172)/(412)	1 10p	3 51p	Daily	✕ ☆ / New Haven
Narragansett (162)/(406)	2 10p	4 53p	Mo thru Fr	∅ ☆ / New Haven
Colonial (174)/(414)	3 10p	5 56p	Sa Su Only	∅ ☆ / New Haven
Charter Oak (142)	4 20p	7 01p	Su thru Fr	∅ ☆ Thru
Minute Man (184)/(408)	6 10p	8 53p	Su thru Fr	∅ ☆ / New Haven
Senator (176)/(410)	7 10p	9 56p	Fr Sa Only	∅ ☆ / New Haven
Connecticut Yankee (144)	9 10p	11 42p	Su thru Fr	∅ ☆ Thru

## PHILADELPHIA

Train Name (Number) First Train/Connection if any	Dp NYC→	Ar PHL	Train Equip. Freq. First/Conn.	Conn. Point
<b>PHILADELPHIA</b>				
Night Owl (169)	4 30a	6 15a	Mo thru Sa	∅ ☆ Thru
Metroliner (101)	6 30a	7 50a	Mo thru Fr	∅ Thru
(237)	6 35a	8 25a	Mo thru Sa	∅ Thru
(201)	7 17a	9 02a	Mo thru Fr	∅ Thru
Metroliner (103)	7 30a	8 48a	Daily	∅ Thru
(203)	8 00a	9 40a	Daily	∅ Thru
Metroliner (105)	8 30a	9 50a	Mo thru Sa	∅ ☆ Thru
(207)	8 33a	10 15a	Mo thru Sa	∅ Thru
Silver Star (81)	9 15a	10 58a	Daily	✕ ☆ Thru
Metroliner (107)	9 30a	10 43a	Daily	∅ ☆ Thru
Metroliner (109)	10 30a	11 43a	Daily	∅ ☆ Thru
(205)	10 35a	12 13p	Daily	∅ Thru
Metroliner (111)	11 30a	12 48p	Daily	∅ ☆ Thru
(211)	11 45a	1 30p	Daily	∅ Thru
Metroliner (113)	12 30p	1 47p	Daily	∅ ☆ Thru
Valley Forge (171)	12 35p	2 12p	Daily	∅ ☆ Thru
Metroliner (115)	1 30p	2 43p	Daily	∅ ☆ Thru
(213)	2 00p	3 40p	Daily	∅ ☆ Thru
Metroliner (117)	2 28p	3 41p	Su thru Fr	∅ Thru
Southern Crescent (173)	2 30p	4 10p	Daily	✕ ☆ Thru
Metroliner (119)	3 30p	4 43p	Daily	∅ ☆ Thru
(219)	4 00p	5 40p	Daily	∅ ☆ Thru
Metroliner (121)	4 28p	5 44p	Su thru Fr	∅ ☆ Thru
Bay State (145)	4 30p	6 06p	Su thru Fr	∅ ☆ Thru
(221)	5 03p	6 40p	Su thru Fr	∅ ☆ Thru
(263)	5 06p	7 07p	Mo thru Fr	∅ Thru
Metroliner (123)	5 28p	6 44p	Daily	∅ ☆ Thru
(223)	5 30p	7 13p	Mo thru Fr	∅ ☆ Thru
Colonial (175)	5 45p	7 21p	Daily	∅ ☆ Thru
(225)	6 00p	7 45p	Daily	∅ ☆ Thru
Metroliner (137)	6 15p	7 28p	Su Only	∅ ☆ Thru
Metroliner (125)	6 30p	7 43p	Su thru Fr	∅ ☆ Thru
(209)	6 35p	8 11p	Daily	∅ ☆ Thru
(227)	7 00p	8 42p	Daily	∅ ☆ Thru
Senator (177)	7 30p	9 13p	Daily	∅ ☆ Thru
Metroliner (127)	8 30p	9 43p	Daily	∅ ☆ Thru
Merchants Limited (179)	9 35p	11 17p	Daily	✕ ☆ Thru
(231)	11 00p	12 44a	Daily	∅ ☆ Thru
(235)	12 05a	1 49a	Daily	∅ Thru

NOTES: See page 2 for explanation of other symbols.

# NEW YORK (cont'd) to

Train Name (Number) First Train/Connection if any	Dp NYC→	Ar PVD	Freq.	Train Equip. First/Conn.	Conn. Point
<b>PROVIDENCE</b>					
Night Owl (168)	310a	725a	Mo thru Sa	∅ ☆	Thru
East Wind (160)	730a	1103a	Mo thru Fr	∅ ☆	Thru
Bunker Hill (170)	910a	101p	Daily	∅ ☆	Thru
Southern Crescent (172)	110p	453p	Daily	✕ ☆	Thru
Narragansett (162)	210p	552p	Daily	∅ ☆	Thru
Colonial (174)	310p	653p	Daily	∅ ☆	Thru
Turbo Yankee Clipper (150)	410p	715p	Mo thru Fr	✕	Thru
Merchants Limited (182)	510p	843p	Su thru Fr	✕ ☆	Thru
Minute Man (184)	610p	952p	Daily	∅ ☆	Thru
Senator (176)	710p	1048p	Daily	∅ ☆	Thru

## ROUTE 128

Train Name (Number) First Train/Connection if any	Dp NYC→	Ar RTE	Freq.	Train Equip. First/Conn.	Conn. Point
Night Owl (168)	310a	803a	Mo thru Sa	∅ ☆	Thru
East Wind (160)	730a	1136a	Mo thru Fr	∅ ☆	Thru
Bunker Hill (170)	910a	134p	Daily	∅ ☆	Thru
Southern Crescent (172)	110p	526p	Daily	✕ ☆	Thru
Narragansett (162)	210p	625p	Daily	∅ ☆	Thru
Colonial (174)	310p	726p	Daily	∅ ☆	Thru
Turbo Yankee Clipper (150)	410p	745p	Mo thru Fr	✕	Thru
Merchants Limited (182)	510p	916p	Su thru Fr	✕ ☆	Thru
Minute Man (184)	610p	1025p	Daily	∅ ☆	Thru
Senator (176)	710p	1121p	Daily	∅ ☆	Thru

## SPRINGFIELD

Train Name (Number) First Train/Connection if any	Dp NYC→	Ar SPG	Freq.	Train Equip. First/Conn.	Conn. Point
Bunker Hill (170)/(404)	910a	1240p	Daily	∅ ☆ /	New Haven
Bay State (140)	1110a	217p	Daily	∅ ☆	Thru
Narragansett (162)/(406)	210p	532p	Mo thru Fr	∅ ☆ /	New Haven
Colonial (174)/(414)	310p	632p	Sa Su Only	∅ ☆ /	New Haven
Charter Oak (142)	420p	740p	Su thru Fr	∅ ☆	Thru
Senator (176)/(410)	710p	1040p	Fr Sa Only	∅ ☆ /	New Haven
Connecticut Yankee (144)	910p	1213a	Su thru Fr	∅ ☆	Thru

## WASHINGTON

Train Name (Number) First Train/Connection if any	Dp NYC→	Ar WAS	Freq.	Train Equip. First/Conn.	Conn. Point
Night Owl (169)	430a	830a	Mo thru Sa	∅ ☆	Thru
<b>Metroliner (101)</b>	630a	934a	Mo thru Fr	∅	Thru
<b>Metroliner (103)</b>	730a	1034a	Daily	∅ ☆	Thru
<b>Metroliner (105)</b>	830a	1134a	Mo thru Sa	∅ ☆	Thru
Silver Star (81)	915a	110p	Daily	✕ ☆	Thru
<b>Metroliner (107)</b>	930a	1229p	Daily	∅	Thru
<b>Metroliner (109)</b>	1030a	129p	Daily	∅ ☆	Thru
<b>Metroliner (111)</b>	1130a	229p	Daily	∅ ☆	Thru
<b>Metroliner (113)</b>	1230p	334p	Daily	∅ ☆	Thru
Valley Forge (171)	1235p	420p	Daily	∅ ☆	Thru
<b>Metroliner (115)</b>	130p	429p	Daily	∅ ☆	Thru
<b>Metroliner (117)</b>	228p	527p	Su thru Fr	∅	Thru
Southern Crescent (173)	230p	620p	Daily	✕ ☆	Thru
<b>Metroliner (119)</b>	330p	629p	Daily	∅ ☆	Thru
<b>Metroliner (121)</b>	428p	731p	Su thru Fr	∅ ☆	Thru
Bay State (145)	430p	815p	Daily	∅ ☆	Thru
<b>Metroliner (123)</b>	528p	831p	Daily	∅ ☆	Thru
Colonial (175)	545p	944p	Daily	∅ ☆	Thru
<b>Metroliner (137)</b>	615p	914p	Su Only	∅ ☆	Thru
<b>Metroliner (125)</b>	630p	932p	Su thru Fr	∅ ☆	Thru
Senator (177)	730p	1120p	Daily	∅ ☆	Thru
<b>Metroliner (127)</b>	830p	1130p	Daily	∅ ☆	Thru
Merchants Limited (179)	935p	130a	Daily	✕ ☆	Thru

NOTES: ∅ Snack or light meal and beverage service  
 ✕ Food service (sit-down) and beverage service  
 ☆ First class service. If a day train, parlor car service;  
 if a night train, sleeping car service

# NEW YORK (cont'd) to

Train Name (Number) First Train/Connection if any	Dp NYC→	Ar WIL	Freq.	Train Equip. First/Conn.	Conn. Point
<b>WILMINGTON</b>					
Night Owl (169)	430a	643a	Mo thru Sa	∅ ☆	Thru
<b>Metroliner (101)</b>	630a	814a	Mo thru Fr	∅	Thru
<b>Metroliner (103)</b>	730a	912a	Daily	∅ ☆	Thru
<b>Metroliner (105)</b>	830a	1014a	Mo thru Sa	∅ ☆	Thru
Silver Star (81)	915a	1127a	Daily	✕ ☆	Thru
<b>Metroliner (107)</b>	930a	1108a	Daily	∅	Thru
<b>Metroliner (109)</b>	1030a	1208p	Daily	∅ ☆	Thru
<b>Metroliner (113)</b>	1230a	211p	Daily	∅ ☆	Thru
Valley Forge (171)	1235p	239p	Daily	∅ ☆	Thru
<b>Metroliner (115)</b>	130p	306p	Daily	∅ ☆	Thru
<b>Metroliner (117)</b>	228p	406p	Su thru Fr	∅	Thru
Southern Crescent (173)	230p	439p	Daily	✕ ☆	Thru
<b>Metroliner (119)</b>	330p	508p	Daily	∅ ☆	Thru
<b>Metroliner (121)</b>	428p	608p	Su thru Fr	∅ ☆	Thru
Bay State (145)	430p	633p	Su thru Fr	∅ ☆	Thru
<b>Metroliner (123)</b>	528p	707p	Daily	∅ ☆	Thru
Colonial (175)	545p	755p	Daily	∅ ☆	Thru
<b>Metroliner (125)</b>	630p	807p	Su thru Fr	∅ ☆	Thru
Senator (177)	730p	940p	Daily	∅ ☆	Thru
<b>Metroliner (127)</b>	830p	1007p	Daily	∅ ☆	Thru
Merchants Limited (179)	935p	1145p	Daily	✕ ☆	Thru

## PHILADELPHIA to

Train Name (Number) First Train/Connection if any	Freq.	Train Equip. First/Conn.	Conn. Point
<b>BALTIMORE</b>			
Night Owl (169)	615a	745a	Mo thru Sa ∅ ☆ Thru
<b>Metroliner (101)</b>	750a	901a	Mo thru Fr ∅ Thru
<b>Metroliner (103)</b>	848a	958a	Daily ∅ ☆ Thru
<b>Metroliner (105)</b>	950a	1101a	Mo thru Sa ∅ ☆ Thru
<b>Metroliner (131)</b>	1043a	1155a	Daily ∅ ☆ Thru
Silver Star (81)	1058a	1229p	Daily ✕ ☆ Thru
<b>Metroliner (109)</b>	1143a	1255p	Daily ∅ ☆ Thru
<b>Metroliner (111)</b>	1248p	157p	Daily ∅ ☆ Thru
<b>Metroliner (113)</b>	147p	258p	Daily ∅ ☆ Thru
Valley Forge (171)	212p	340p	Daily ∅ ☆ Thru
<b>Metroliner (115)</b>	243p	353p	Daily ∅ ☆ Thru
<b>Metroliner (117)</b>	341p	453p	Su thru Fr ∅ Thru
Southern Crescent (173)	410p	540p	Daily ✕ ☆ Thru
<b>Metroliner (119)</b>	443p	553p	Daily ∅ ☆ Thru
<b>Metroliner (121)</b>	544p	655p	Su thru Fr ∅ ☆ Thru
Bay State (145)	606p	735p	Su thru Fr ∅ ☆ Thru
<b>Metroliner (123)</b>	644p	754p	Daily ∅ ☆ Thru
Colonial (175)	721p	900p	Daily ∅ ☆ Thru
<b>Metroliner (137)</b>	728p	837p	Su Only ∅ ☆ Thru
<b>Metroliner (125)</b>	743p	854p	Su thru Fr ∅ ☆ Thru
Senator (177)	913p	1040p	Daily ∅ ☆ Thru
<b>Metroliner (127)</b>	943p	1053p	Daily ∅ ☆ Thru
Merchants Limited (179)	1117p	1245a	Daily ✕ ☆ Thru

## BOSTON

Train Name (Number) First Train/Connection if any	Dp PHL→	Ar BOS	Freq.	Train Equip. First/Conn.	Conn. Point
Bunker Hill (170)	713a	158p	Daily	∅ ☆	Thru
Above Schedule Effective June 13, 1972					
Bay State (140)	920a	440p	Daily	∅ ☆	Thru
<b>Metroliner (104)/Bay State (140)</b>	945a	440p	Daily	∅ ☆ / ∅ ☆	New York
Southern Crescent (172)	1116a	550p	Daily	✕ ☆	Thru
<b>Metroliner (108)/</b> Southern Crescent (172)	1143a	550p	Daily	∅ / ✕ ☆	New York
<b>Metroliner (110)/Narragansett (162)</b>	1247p	650p	Daily	∅ / ∅ ☆	New York
Colonial (174)	116p	750p	Daily	∅ ☆	Thru

Continued on next column

NOTES: See page 2 for explanation of other symbols.

## PHILADELPHIA (cont'd) to

Train Name (Number) First Train/Connection if any	Freq.	Train Equip. First/Conn.	Conn. Point
<b>BOSTON (cont'd)</b>			
<b>Metroliner (114)/</b> Turbo Yankee Clipper (150)	2 43p	8 00p	Mo thru Fr $\nabla/\times$ New York
<b>Metroliner (116)/</b> Merchants Limited (182)	3 43p	9 35p	Su thru Fr $\nabla/\times/\star$ New York
Minute Man (184)	4 10p	10 45p	Daily $\nabla/\star$ Thru
<b>Metroliner (118)/Minute Man (184)</b>	4 47p	10 45p	Su thru Fr $\nabla/\star/\nabla/\star$ New York
Senator (176)	5 18p	11 40p	Daily $\nabla/\star$ Thru
<b>Metroliner (120)/Senator (176)</b>	5 43p	11 40p	Daily $\nabla/\star/\nabla/\star$ New York
Night Owl (168)	12 50a	8 25a	Mo thru Sa $\nabla/\star$ Thru

## HARTFORD

	Dp PHL→	Ar HRT		
Bunker Hill (170)/(404)	7 13a	11 58a	Daily $\nabla/\star$	New Haven
Above Schedule Effective June 13, 1972				
Bay State (140)	9 20a	1 47p	Daily $\nabla/\star$	Thru
<b>Metroliner (104)/Bay State (140)</b>	9 45a	1 47p	Daily $\nabla/\star/\nabla/\star$	New York
Southern Crescent (172)/(412)	11 16a	3 51p	Daily $\times/\star$	New Haven
Colonial (174)/(406)	1 16p	5 56p	Sa Su Only $\nabla/\star$	New Haven
<b>Metroliner (114)/Charter Oak (142)</b>	2 43p	7 01p	Su thru Fr $\nabla/\star/\nabla/\star$	New York
Minute Man (184)/(408)	4 10p	8 53p	Su thru Fr $\nabla/\star$	New Haven
Senator (176)/(410)	5 18p	9 56p	Fr Sa Only $\nabla/\star$	New Haven
Connecticut Yankee (144)	7 15p	11 42p	Su thru Fr $\nabla/\star$	Thru
<b>Metroliner (124)/</b> Connecticut Yankee (144)	7 47p	11 42p	Su thru Fr $\nabla/\star/\nabla/\star$	New York

## NEW HAVEN

	Dp PHL→	Ar NHN		
Bunker Hill (170)	7 13a	10 45a	Daily $\nabla/\star$	Thru
Above Schedule Effective June 13, 1972				
Bay State (140)	9 20a	12 45p	Daily $\nabla/\star$	Thru
<b>Metroliner (104)/Bay State (140)</b>	9 45a	12 45p	Daily $\nabla/\star/\nabla/\star$	New York
<b>Metroliner (130)</b>	10 47a	1 42p	Su Only $\nabla/\star$	Thru
Southern Crescent (172)	11 16a	2 45p	Daily $\times/\star$	Thru
<b>Metroliner (108)/</b> Southern Crescent (172)	11 43a	2 45p	Daily $\nabla/\times/\star$	New York
<b>Metroliner (110)/Narragansett (162)</b>	12 47p	3 40p	Daily $\nabla/\nabla/\star$	New York
Colonial (174)	1 16p	4 45p	Daily $\nabla/\star$	Thru
<b>Metroliner (114)/</b> Turbo Yankee Clipper (150)	2 43p	5 31p	Mo thru Fr $\nabla/\times$	New York
<b>Metroliner (116)/</b> Merchants Limited (182)	3 43p	6 40p	Su thru Fr $\nabla/\star/\times/\star$	New York
Minute Man (184)	4 10p	7 41p	Daily $\nabla/\star$	Thru
<b>Metroliner (118)/Minute Man (184)</b>	4 47p	7 41p	Su thru Fr $\nabla/\star/\nabla/\star$	New York
Senator (176)	5 18p	8 45p	Daily $\nabla/\star$	Thru
<b>Metroliner (120)/Senator (176)</b>	5 43p	8 45p	Daily $\nabla/\star/\nabla/\star$	New York
<b>Metroliner (132)</b>	6 43p	9 45p	Su thru Fr $\nabla/\star$	Thru
Connecticut Yankee (144)	7 15p	10 45p	Su thru Fr $\nabla/\star$	Thru
<b>Metroliner (124)/</b> Connecticut Yankee (144)	7 47p	10 45p	Su thru Fr $\nabla/\star/\nabla/\star$	New York
Night Owl (168)	12 50a	4 50a	Mo thru Sa $\nabla/\star$	Thru

## NEW YORK

	Dp PHL→	Ar NYC		
(254)	6 33a	8 30a	Mo thru Fr $\nabla$	Thru
(200)	7 00a	8 47a	Mo thru Fr $\nabla/\star$	Thru
(234)	7 00a	8 52a	Sa Only	Thru
Bunker Hill (170)	7 13a	8 50a	Daily $\times/\star$	Thru
<b>Metroliner (100)</b>	7 50a	9 10a	Mo thru Fr $\nabla/\star$	Thru
(202)	8 00a	9 35a	Mo thru Fr $\nabla/\star$	Thru
(256)	8 05a	9 55a	Mo thru Sa	Thru
<b>Metroliner (102)</b>	8 47a	10 00a	Daily $\nabla$	Thru
(204)	9 00a	10 47a	Mo thru Sa $\nabla/\star$	Thru
(280)	9 10a	11 08a	Su Only $\nabla$	Thru
Bay State (140)	9 20a	10 53a	Daily $\nabla/\star$	Thru

Continued on next column

## PHILADELPHIA (cont'd) to

Train Name (Number) First Train/Connection if any	Freq.	Train Equip. First/Conn.	Conn. Point
<b>NEW YORK (cont'd)</b>			
<b>Metroliner (104)</b>	9 45a	11 01a	Daily $\nabla/\star$ Thru
(206)	10 15a	11 58a	Daily $\star$ Thru
<b>Metroliner (106)</b>	10 47a	12 02p	Daily $\nabla/\star$ Thru
Southern Crescent (172)	11 16a	12 53p	Daily $\times/\star$ Thru
<b>Metroliner (108)</b>	11 43a	12 56p	Daily $\nabla$ Thru
<b>Metroliner (110)</b>	12 47p	1 59p	Daily $\nabla/\star$ Thru
(212)	1 00p	2 45p	Daily $\nabla/\star$ Thru
Colonial (174)	1 16p	2 55p	Daily $\nabla/\star$ Thru
<b>Metroliner (112)</b>	1 43p	3 04p	Daily $\nabla/\star$ Thru
(208)	2 15p	3 53p	Daily $\nabla/\star$ Thru
<b>Metroliner (114)</b>	2 43p	4 00p	Daily $\nabla$ Thru
(218)	3 00p	4 40p	Daily $\nabla/\star$ Thru
Silver Star (82)	3 14p	4 55p	Daily $\times/\star$ Thru
<b>Metroliner (116)</b>	3 43p	5 00p	Daily $\nabla/\star$ Thru
Minute Man (184)	4 10p	5 50p	Daily $\nabla/\star$ Thru
<b>Metroliner (118)</b>	4 47p	6 00p	Su thru Fr $\nabla/\star$ Thru
(220)	5 00p	6 38p	Mo thru Fr $\nabla/\star$ Thru
Senator (176)	5 18p	6 55p	Daily $\nabla/\star$ Thru
<b>Metroliner (120)</b>	5 43p	7 04p	Daily $\nabla/\star$ Thru
(186)	6 15p	8 00p	Mo thru Sa
<b>Metroliner (132)</b>	6 43p	8 02p	Su thru Fr $\nabla/\star$ Thru
(298)	7 00p	8 45p	Su Only
Connecticut Yankee (144)	7 15p	8 56p	Su thru Fr $\nabla/\star$ Thru
(272)	7 17p	8 55p	Sa Only
<b>Metroliner (124)</b>	7 47p	9 00p	Daily $\nabla$ Thru
(282)	9 00p	10 55p	Su Only
Free State (166)	9 14p	11 00p	Daily $\nabla/\star$ Thru
<b>Metroliner (128)</b>	9 43p	11 04p	Su thru Fr $\nabla$ Thru
Night Owl (168)	12 50a	2 35a	Mo thru Sa $\nabla/\star$ Thru

## PROVIDENCE

	Dp PHL→	Ar PVD		
Bunker Hill (170)	7 13a	1 01p	Daily $\nabla/\star$	Thru
Southern Crescent (172)	11 16a	4 53p	Daily $\times/\star$	Thru
<b>Metroliner (108)/</b> Southern Crescent (172)	11 43a	4 53p	Daily $\nabla/\times/\star$	New York
<b>Metroliner (110)/Narragansett (162)</b>	12 47p	5 52p	Daily $\nabla/\nabla/\star$	New York
Colonial (174)	1 16p	6 53p	Daily $\nabla/\star$	Thru
<b>Metroliner (114)/</b> Turbo Yankee Clipper (150)	2 43p	7 15p	Mo thru Fr $\nabla/\times$	New York
<b>Metroliner (116)/</b> Merchants Limited (182)	3 43p	8 43p	Su thru Fr $\nabla/\star/\times/\star$	New York
Minute Man (184)	4 10p	9 52p	Daily $\nabla/\star$	Thru
<b>Metroliner (118)/Minute Man (184)</b>	4 47p	9 52p	Su thru Fr $\nabla/\star/\nabla/\star$	New York
Senator (176)	5 18p	10 48p	Daily $\nabla/\star$	Thru
<b>Metroliner (120)/Senator (176)</b>	5 43p	10 48p	Daily $\nabla/\star/\nabla/\star$	New York
Night Owl (168)	12 50a	7 25a	Mo thru Sa $\nabla/\star$	Thru

## WASHINGTON

	Dp PHL→	Ar WAS		
Night Owl (169)	6 15a	8 30a	Mo thru Sa $\nabla/\star$	Thru
<b>Metroliner (101)</b>	7 50a	9 34a	Mo thru Fr $\nabla$	Thru
<b>Metroliner (103)</b>	8 48a	10 34a	Daily $\nabla/\star$	Thru
<b>Metroliner (105)</b>	9 50a	11 34a	Mo thru Sa $\nabla/\star$	Thru
<b>Metroliner (131)</b>	10 43a	12 29p	Daily $\nabla/\star$	Thru
Silver Star (81)	10 58a	1 10p	Daily $\times/\star$	Thru
<b>Metroliner (109)</b>	11 43a	1 29p	Daily $\nabla/\star$	Thru
<b>Metroliner (111)</b>	12 48p	2 29p	Daily $\nabla/\star$	Thru
<b>Metroliner (113)</b>	1 47p	3 34p	Daily $\nabla/\star$	Thru
Valley Forge (171)	2 12p	4 20p	Daily $\nabla/\star$	Thru
<b>Metroliner (115)</b>	2 43p	4 29p	Daily $\nabla/\star$	Thru
<b>Metroliner (117)</b>	3 41p	5 27p	Su thru Fr $\nabla$	Thru
Southern Crescent (173)	4 10p	6 20p	Daily $\times/\star$	Thru
<b>Metroliner (119)</b>	4 43p	6 29p	Daily $\nabla/\star$	Thru

Continued on next column

**NOTES:**  $\nabla$  Snack or light meal and beverage service  
 $\times$  Food service (sit-down) and beverage service  
 $\star$  First class service. If a day train, parlor car service.  
 Page 12 if a night train, sleeping car service

**NOTES:** See page 2 for explanation of other symbols.

## PHILADELPHIA (cont'd) to

Train Name (Number) First Train/Connection if any	Freq.	Train Equip. First/Conn.	Conn. Point
<b>WASHINGTON (cont'd)</b>			
<b>Metroliner (121)</b>	544p	731p	Su thru Fr ♀ ☆ Thru
Bay State (145)	606p	815p	Su thru Fr ♀ ☆ Thru
<b>Metroliner (123)</b>	644p	831p	Daily ♀ ☆ Thru
Colonial (175)	721p	944p	Daily ♀ ☆ Thru
<b>Metroliner (137)</b>	728p	914p	Su ♀ ☆ Thru
<b>Metroliner (125)</b>	743p	932p	Su thru Fr ♀ ☆ Thru
Senator (177)	913p	1120p	Daily ♀ ☆ Thru
<b>Metroliner (127)</b>	943p	1130p	Daily ♀ ☆ Thru
Merchants Limited (179)	1117p	130a	Daily ✕ ☆ Thru

## PROVIDENCE to

Train Name (Number) First Train/Connection if any	Freq.	Train Equip. First/Conn.	Conn. Point
<b>BALTIMORE</b>			
	Dp PVD→	Ar BAL	
Turbo Yankee Clipper (151)/ <b>Metroliner (109)</b>			
	659a	1255p	Mo thru Fr ✕/♀ ☆ New York
Valley Forge (171)	820a	340p	Daily ♀ ☆ Thru
Valley Forge (171)/ <b>Metroliner (113)</b>	820a	258p	Daily ♀ ☆/♀ ☆ New York
Bunker Hill (165)/ <b>Metroliner (115)</b>	924a	353p	Daily ♀ ☆/♀ ☆ New York
Southern Crescent (173)	1024a	540p	Daily ✕ ☆ Thru
Southern Crescent (173)/ <b>Metroliner (117)</b>	1024a	453p	Su thru Fr ✕ ☆/♀ New York
Colonial (175)	124p	900p	Daily ♀ ☆ Thru
Senator (177)	334p	1040p	Daily ♀ ☆ Thru
East Wind (161)/ <b>Metroliner (127)</b>	439p	1053p	Su thru Fr ♀ ☆/♀ ☆ New York
Merchants Limited (179)	554p	1245a	Daily ✕ ☆ Thru
Night Owl (169)	1100p	745a	Su thru Fr ♀ ☆ Thru

## NEW HAVEN

	Dp PVD→	Ar NHN		
Turbo Yankee Clipper (151)				
	659a	842a	Mo thru Fr ✕	Thru
Valley Forge (171)	820a	1023a	Daily ♀ ☆	Thru
Bunker Hill (165)	924a	1120a	Daily ♀ ☆	Thru
Southern Crescent (173)	1024a	1220p	Daily ✕ ☆	Thru
Colonial (175)	124p	325p	Daily ♀ ☆	Thru
Senator (177)	334p	531p	Daily ♀ ☆	Thru
East Wind (161)	439p	631p	Su thru Fr ♀ ☆	Thru
Merchants Limited (179)	554p	745p	Daily ✕ ☆	Thru
Narragansett (163)	724p	926p	Su thru Fr ♀ ☆	Thru
Night Owl (169)	1100p	110a	Su thru Fr ♀ ☆	Thru

## NEW YORK

	Dp PVD→	Ar NYC		
Turbo Yankee Clipper (151)				
	659a	1010a	Mo thru Fr ✕	Thru
Valley Forge (171)	820a	1208p	Daily ♀ ☆	Thru
Bunker Hill (165)	924a	100p	Daily ♀ ☆	Thru
Southern Crescent (173)	1024a	202p	Daily ✕ ☆	Thru
Colonial (175)	124p	520p	Daily ♀ ☆	Thru
Senator (177)	334p	710p	Daily ♀ ☆	Thru
East Wind (161)	439p	820p	Su thru Fr ♀ ☆	Thru
Merchants Limited (179)	554p	920p	Daily ✕ ☆	Thru
Narragansett (163)	724p	1108p	Su thru Fr ♀ ☆	Thru
Night Owl (169)	1100p	300a	Su thru Fr ♀ ☆	Thru

## PHILADELPHIA

	Dp PVD→	Ar PHL		
Turbo Yankee Clipper (151)/ <b>Metroliner (109)</b>				
	659a	1143a	Mo thru Fr ✕/♀ ☆	New York
Valley Forge (171)	820a	212p	Daily ♀ ☆	Thru
Valley Forge (171)/ <b>Metroliner (113)</b>	820a	147p	Daily ♀ ☆/♀ ☆	New York
Bunker Hill (165)/ <b>Metroliner (115)</b>	924a	243p	Daily ♀ ☆/♀ ☆	New York

Continued on next column

NOTES: ♀ Snack or light meal and beverage service  
 ✕ Food service (sit-down) and beverage service  
 ☆ First class service. If a day train, parlor car service;  
 if a night train, sleeping car service

## PROVIDENCE (cont'd) to

Train Name (Number) First Train/Connection if any	Freq.	Train Equip. First/Conn.	Conn. Point
<b>PHILADELPHIA (cont'd)</b>			
Southern Crescent (173)	1024a	410p	Daily ✕ ☆ Thru
Southern Crescent (173)/ <b>Metroliner (117)</b>	1024a	341p	Su thru Fr ✕ ☆/♀ New York
Colonial (175)	124p	721p	Daily ♀ ☆ Thru
Senator (177)	334p	913p	Daily ♀ ☆ Thru
East Wind (161)/ <b>Metroliner (127)</b>	439p	943p	Su thru Fr ♀ ☆/♀ ☆ New York
Merchants Limited (179)	554p	1117p	Daily ✕ ☆ Thru
Night Owl (169)	1100p	615a	Su thru Fr ♀ ☆ Thru

## WASHINGTON

	Dp PVD→	Ar WAS		
Turbo Yankee Clipper (151)/ <b>Metroliner (109)</b>				
	659a	129p	Su thru Fr ✕/♀ ☆	New York
Valley Forge (171)	820a	420p	Daily ♀ ☆	Thru
Valley Forge (171)/ <b>Metroliner (113)</b>	820a	334p	Daily ♀ ☆/♀ ☆	New York
Bunker Hill (165)/ <b>Metroliner (115)</b>	924a	429p	Daily ♀ ☆/♀ ☆	New York
Southern Crescent (173)	1024a	620p	Daily ✕ ☆	Thru
Southern Crescent (173)/ <b>Metroliner (117)</b>	1024a	527p	Su thru Fr ✕ ☆/♀	New York
Colonial (175)	124p	944p	Daily ♀ ☆	Thru
Senator (177)	334p	1120p	Daily ♀ ☆	Thru
East Wind (161)/ <b>Metroliner (127)</b>	439p	1130p	Su thru Fr ♀ ☆/♀ ☆	New York
Merchants Limited (179)	554p	130a	Daily ✕ ☆	Thru
Night Owl (169)	1100p	830a	Su thru Fr ♀ ☆	Thru

## ROUTE 128 to

Train Name (Number) First Train/Connection if any	Freq.	Train Equip. First/Conn.	Conn. Point
<b>NEW YORK</b>			
	Dp RTE→	Ar NYC	
Turbo Yankee Clipper (151)			
	630a	1010a	Mo thru Fr ✕ Thru
Valley Forge (171)	743a	1208p	Daily ✕ ☆ Thru
Bunker Hill (165)	848a	100p	Daily ♀ ☆ Thru
Southern Crescent (173)	948a	202p	Daily ✕ ☆ Thru
Colonial (175)	1248p	520p	Daily ♀ ☆ Thru
Senator (177)	258p	710p	Daily ♀ ☆ Thru
East Wind (161)	403p	820p	Su thru Fr ♀ ☆ Thru
Merchants Limited (179)	518p	920p	Daily ✕ ☆ Thru
Narragansett (163)	648p	1108p	Su thru Fr ♀ ☆ Thru
Night Owl (169)	1020p	300a	Su thru Fr ♀ ☆ Thru

## RYE to

Train Name (Number) First Train/Connection if any	Freq.	Train Equip. First/Conn.	Conn. Point
<b>BOSTON</b>			
	Dp RYE→	Ar BOS	
East Wind (160)			
	808a	1155a	Mo thru Fr ♀ ☆ Thru
Bunker Hill (170)	948a	158p	Daily ♀ ☆ Thru
Bay State (140)	1148a	440p	Daily ♀ ☆ Thru
Southern Crescent (172)	148p	550p	Daily ✕ ☆ Thru
Narragansett (162)	248p	650p	Daily ♀ ☆ Thru
Colonial (174)	348p	750p	Daily ♀ ☆ Thru
Minute Man (184)	648p	1045p	Daily ♀ ☆ Thru
Senator (176)	748p	1140p	Daily ♀ ☆ Thru

## WASHINGTON

	Dp RYE→	Ar WAS		
<b>Metroliner (131)</b>				
	848a	1229p	Mo thru Sa ♀ ☆	Thru
Charter Oak (143)/ <b>Metroliner (109)</b>	925a	129p	Daily ♀ ☆/♀ ☆	New York
Valley Forge (171)	1128a	420p	Daily ♀ ☆	Thru
Valley Forge (171)/ <b>Metroliner (113)</b>	1128p	334p	Daily ♀ ☆/♀ ☆	New York

Continued on next column

NOTES: See page 2 for explanation of other symbols.

# CONTENTS OF THIS TIMETABLE

Tips on Train Travel (General Information) . . . . .	3
Index of Stations, Information and Reservation Numbers . . . . .	4
<b>NORTHEAST QUICK REFERENCE SCHEDULES</b> . . . . .	<b>7 (Red Pages)</b>
(Handy Alphabetical Guide to Train Schedules Between Major Points in the Northeast)	
Calendar . . . . .	16
<b>NATIONAL QUICK REFERENCE SCHEDULES</b> . . . . .	<b>18 (Blue Pages)</b>
(Handy Alphabetical Guide to Train Schedules Between Major Points in the Nation)	
<b>MAP OF THE AMTRAK SYSTEM</b> . . . . .	<b>30-31</b>
<b>EQUIPMENT INFORMATION</b> . . . . .	<b>32</b>
<b>DETAILED SCHEDULES OF ALL ROUTES</b> . . . . .	<b>34 (Red Pages)</b>
<b>FARES (Sample fares between major cities)</b> . . . . .	<b>59</b>
(For additional New York/Washington route fares see page 44)	

## HOW TO USE AMTRAK'S QUICK REFERENCE TIMETABLE

<p><b>CITY OF ORIGIN</b> (Listed alphabetically)</p> <p><b>DESTINATION</b> (Listed alphabetically)</p> <p>Train name and, in parenthesis train number If there is a connecting train it will be shown after the slash mark /</p> <p>Departure Times from City of Origin</p> <p>Station Code; refer to footnotes shown at the bottom of this page</p> <p>Corresponding Arrival Times at Destination</p>	<p><b>ATLANTA to</b></p> <hr/> <p>Train Name (Number) First Train/Connection if any</p> <table style="width: 100%; border-collapse: collapse;"> <tr> <td style="width: 30%;"></td> <td style="width: 10%; text-align: center;">Dp ATL→</td> <td style="width: 10%;"></td> <td style="width: 10%; text-align: center;">Ar PHL</td> <td style="width: 10%;"></td> <td style="width: 10%;"></td> <td style="width: 10%;"></td> <td style="width: 10%;"></td> </tr> <tr> <td><b>PHILADELPHIA</b></td> <td></td> <td></td> <td></td> <td></td> <td></td> <td></td> <td></td> </tr> <tr> <td>Southern Crescent (2)</td> <td style="text-align: center;">7:00p</td> <td></td> <td style="text-align: center;">11:16a</td> <td style="text-align: center;">T+1</td> <td style="text-align: center;">Daily</td> <td style="text-align: center;">X ☆</td> <td style="text-align: center;">Thru</td> </tr> <tr> <td>Piedmont (6)/Night Owl (168)</td> <td style="text-align: center;">7:00a</td> <td></td> <td style="text-align: center;">12:50a</td> <td style="text-align: center;">T+1</td> <td style="text-align: center;">Su thru Fr</td> <td style="text-align: center;">☐ / ☆</td> <td style="text-align: center;">Washington</td> </tr> </table>		Dp ATL→		Ar PHL					<b>PHILADELPHIA</b>								Southern Crescent (2)	7:00p		11:16a	T+1	Daily	X ☆	Thru	Piedmont (6)/Night Owl (168)	7:00a		12:50a	T+1	Su thru Fr	☐ / ☆	Washington	<p>Frequency of Operation (Daily means seven days a week)</p> <p>If no change is required during the trip "Thru" will be shown. If a change of trains is necessary the connecting point is shown.</p> <p>Food and beverage service is indicated by a knife and fork or a cocktail glass. The star indicates first class service is available.</p> <p>In the National Quick Reference Section only, a +1 after arrival time indicates that it is the day following departure. Similarly, a +2 indicates arrival is two days after departure, etc.</p>
	Dp ATL→		Ar PHL																															
<b>PHILADELPHIA</b>																																		
Southern Crescent (2)	7:00p		11:16a	T+1	Daily	X ☆	Thru																											
Piedmont (6)/Night Owl (168)	7:00a		12:50a	T+1	Su thru Fr	☐ / ☆	Washington																											

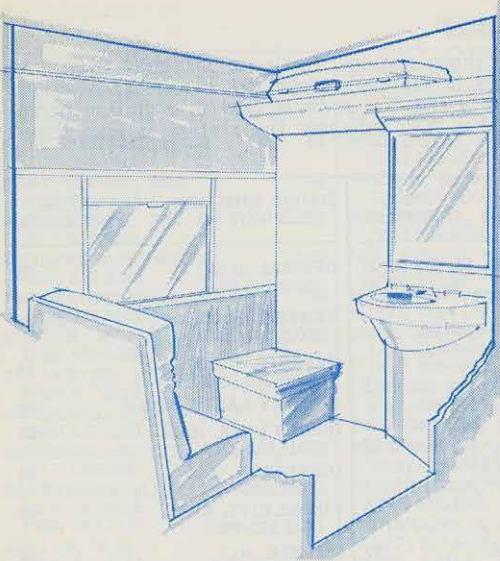
## REFERENCE MARKS USED IN THIS TIMETABLE

- |                                                                                                                                                                                                                                                                                                                                       |                                                                                                                                                                                                                                                                                                                                              |
|---------------------------------------------------------------------------------------------------------------------------------------------------------------------------------------------------------------------------------------------------------------------------------------------------------------------------------------|----------------------------------------------------------------------------------------------------------------------------------------------------------------------------------------------------------------------------------------------------------------------------------------------------------------------------------------------|
| <p><b>CT</b> Central Time</p> <p><b>ET</b> Eastern Time</p> <p><b>MT</b> Mountain Time</p> <p><b>PT</b> Pacific Time</p> <p><b>FT</b> First trip of the train is on the day indicated.</p> <p><b>LT</b> Last trip of the train is on the day indicated.</p> <p><b>N</b> North Philadelphia</p> <p><b>T</b> 30th St., Philadelphia</p> | <p><b>X</b> Food service (Restaurant Style)</p> <p><b>Y</b> Snack and Beverage Service</p> <p><b>☆</b> First Class service available</p> <p><b>c</b> Conditional stop. Consult agent</p> <p><b>d</b> Stops only to discharge passengers</p> <p><b>f</b> Flag stop. Stops only on signal</p> <p><b>r</b> Stops only to receive passengers</p> |
|---------------------------------------------------------------------------------------------------------------------------------------------------------------------------------------------------------------------------------------------------------------------------------------------------------------------------------------|----------------------------------------------------------------------------------------------------------------------------------------------------------------------------------------------------------------------------------------------------------------------------------------------------------------------------------------------|

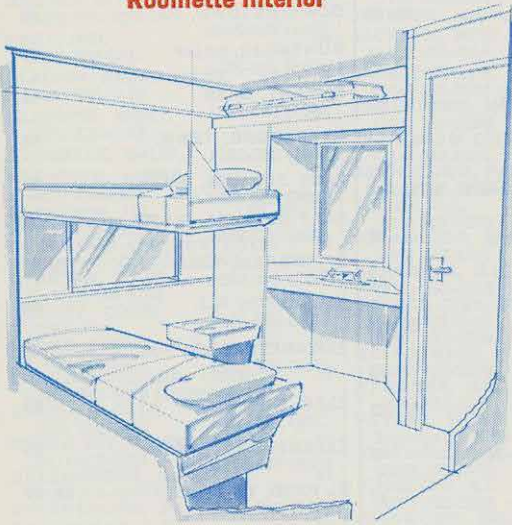
All other symbols are explained on the pages where they appear.

NOTE FROM PAGE 51 -- Trains 346, 347, 348: This service is financed in part through a grant from the State of Illinois, Department of Transportation.

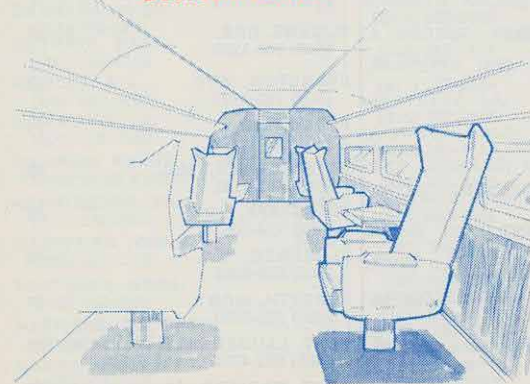
## TIPS ON TRAIN TRAVEL



**Roomette Interior**



**Bedroom Interior**



**Parlor Car (Metroclub)**

Amtrak invites you to the wonderful world of railroading. Get re-acquainted with the open sky, the deep canyons, near or distant mountains, the vast plains.

**Feel free to move about**, stroll to the lounge, visit with other travelers, refresh yourself. On the way, you may meet one of our **Passenger Representatives**, who is on board to assist you and answer your questions.

For **Overnight** trips, your train may include a simple "Budget" or "Slumbercoach" car, where coach tickets plus a small surcharge will get you rest and privacy. "Sleeper" cars with roomettes for one, bedrooms are available at slightly higher fares. These accommodations must be reserved ahead of time.

For handling your **luggage**, checking facilities are available at many stations. A certain amount of "carry-on" luggage may be taken with you into the coach, but in the interest of safety and convenience to other passengers, this amount should be restricted and should not include excessively bulky items. Sleeping car passengers may "carry-on" all luggage which can be safely accommodated within their room.

For rail comfort at lowest prices, our long-distance trains offer reclining-seat, leg-rest coaches. Shorter-distance day trains will have foot rests. Some trains offer parlor cars, which are the most luxurious daytime accommodations available. Enjoy being pampered in your roomy, swivel, single seat.

**Hungry?** At normal mealtimes, full-course, carefully-planned meals are served in dining cars. On some trains, a snack car is available from early morning to late at night. On our Metroliners, in the Metroclub cars, and in some regular parlor cars, meals are served at your seat.

If you want to take your **pet** along, Amtrak is perfectly agreeable providing you are traveling in a room or roomette of your own, and keep pooch in there with you while the train is moving. Sorry, no promenades enroute, exercise only at station stops. Check with your Amtrak Agent for details.

The whole idea of Amtrak is to operate better trains — on time. Realistically, however, trains could conceivably be late for a variety of reasons. Should this happen to you, and you find you have missed a connection, see your Amtrak Agent or Passenger Representative at the point where you missed the connection and he will do all he can to help you.

In the event you have already purchased a ticket and then find you cannot travel, you can receive a **refund** by taking your ticket to the station where you purchased it and if you are holding a reservation, please cancel it.

**Fares** between major cities are indicated on page 59, but are only for general information. Consult your Amtrak Agent for specific quotations and any other information.

We like to hear from our passengers. If you have any comments, criticisms or suggestions, please write Mr. Harold L. Graham, Vice-President of Marketing, Amtrak, 955 L'Enfant Plaza, S.W., Washington, D.C. 20024.

# PASSENGER STATIONS

## INFORMATION and RESERVATION NUMBERS

Listed below are the stations served by Amtrak and the telephone numbers for those stations. To find a particular town, just check the alphabetical list below for that town and then refer to the page number or numbers shown for detailed schedules. Major stations operated by non-Amtrak roads are also shown in this listing. Where a red "Q" appears next to a station name, that station will also be found in the red Northeast Quick Reference section. A blue "Q" indicates the station is also listed in the blue National Quick Reference section.

STATION NAME AND TELEPHONE NO.	PAGE Number(s)	STATION NAME AND TELEPHONE NO.	PAGE Number(s)	STATION NAME AND TELEPHONE NO.	PAGE Number(s)	STATION NAME AND TELEPHONE NO.	PAGE Number(s)
AKRON, COLO. (303) 345-6626	53	BOSTON, MASS. <b>Q</b> <b>Q</b> South Station Back Bay (617) 482-6800	34-42, 49, 57	CHICAGO, ILL. <b>Q</b> (312) 786-1333	46, 47, 48, 50, 51 52, 53, 54, 57	DEMING, N.M. (505) 546-9841	53
ALBANY-RENSSELAER, N.Y. (518) 462-3351	43	BOZEMAN, MONT. (406) 586-9464	54	<b>TELEPHONE NUMBER</b>			
ALBUQUERQUE, N.M. (505) 247-2294	52, 58	BOWLING GREEN, KY. (502) 843-6212	48	<b>FOR</b>			
ALEXANDRIA, VA. (703) 549-5414	47, 49, 57	BRECKENRIDGE, MINN. (218) 643-5260	54	<b>ALL</b>			
ALHAMBRA (PASADENA), CALIF. (213) 281-6792 (213) 282-4002	52, 53	BRIDGEPORT, CONN. (203) 366-3231	34-42	<b>TRAINS</b>			
ALPINE, TEX. (915) 837-5126	53	BRISTOL, PA. (215) 788-2412	44	CHILLICOTHE, ILL. (309) 274-3771 (Amtrak) (309) 274-4176 (CR&P)	51, 52, 57	DODGE CITY, KAN. (316) 225-4461	52
ALTON, ILL. (618) 465-3751	51	BROOKHAVEN, MISS. (601) 833-2551	48	CINCINNATI, O. <b>Q</b> (513) 381-1931	47	DOTHAN, ALA. (205) 792-5827	48
ALTOONA, PA. (814) 944-8137	48	BRYN MAWR, PA. (215) 525-2505	44	CLARKSBURG, W. VA. Enterprise 8108	47	DOWNINGTOWN, PA. (215) 269-2646	43
AMSTERDAM, N.Y. (518) 842-4451	43	BUFFALO, N.Y. (716) 856-6800	43	CLEARWATER, FLA. (813) 446-0523	48, 49	DUNSMUIR, CALIF. (916) 235-2616	55
ANN ARBOR, MICH. (313) 662-3131	51	BUREAU, ILL. (815) 659-3245 (CR&P)	57	CLEBURNE, TEX. (817) 645-4561	52	DURANT, MISS. (601) 653-3551	48
ARDMORE, OKLA. (405) 223-8148	52	BURLINGTON, IA. (319) 754-6521	51, 53	CLIFTON FORGE, VA. (703) 862-8236	47	DYERSBURG, TENN. (901) 285-5961	48
ARDMORE, PA. (215) 642-4292	44	BUTTE, MONT. (406) 723-3275	54	COATESVILLE, PA. (215) 384-1656	43	EAST AUBURN, WASH. (206) 833-4500	55
ARKANSAS CITY, KAN. (316) 442-1120	52	CAIRO, ILL. (618) 734-3941	48	COLONIE-SCHENECTADY, N.Y. (518) 462-3351	43	EAST OLYMPIA, WASH. (206) 357-3524	55, 56
ASHLAND, KY. (606) 325-4601	47	CAMDEN, S.C. (803) 432-6511	49	COLUMBIA, S.C. (803) 254-1638	49	EFFINGHAM, ILL. (217) 342-6850	46, 48
ASHEVILLE, N.C. (Sou)	57	CANTON, MISS. (601) 859-2102	48	COLUMBUS, O. (614) 228-6881	46	ELIZABETH, N.J. (201) 352-3144	44
ATLANTA, GA. <b>Q</b> (404) 872-9815 (Sou)	57, 58	CANTON, O.	48	COLUMBUS, WISC. (414) 623-3700	50, 54	ELIZABETHTOWN, PA. (717) 367-1722	43
AUGUSTA, GA. (Ga)	57	CAPITAL BELTWAY, MD. <b>Q</b>	34-42, 49	CRESTON, IA. (515) 782-4012	51, 53	ELKO, NEV. (702) 738-7414	53
AURORA, ILL. (312) 896-4673	51, 53	CARBONDALE, ILL. (618) 457-3387	48	CROTON-HARMON, N.Y. (914) 271-3270	43	ELLENSBURG, WASH. (509) 925-9735	54
BALTIMORE, MD. <b>Q</b> <b>Q</b> (301) 685-8100	34-42, 46, 49, 57	CARLIN, NEV. (702) 754-6314	53	CUMBERLAND, MD. Enterprise 8108	47	EL PASO, TEX. (915) 542-1278	53, 58
BARSTOW, CALIF. (714) 256-7665	52	CARLINVILLE, ILL. (217) 854-4366	51	CUT BANK, MONT.	54	EMPORIA, KAN. (316) 342-9191	52
BATESVILLE, MISS. (601) 563-3524	48	CARROLLTON, MO. (816) 542-0103	51, 52	DANVILLE, VA. (703) 792-7131 (Sou)	57	EUGENE, ORE. (503) 344-1223	55, 56
BATTLE CREEK, MICH. (713) 833-2289	51	CENTRALIA, ILL. (618) 532-5213	48	DAVIS, CALIF. (916) 756-4600	55	EVANSTON, WYO. (307) 789-2926	53
BEAUMONT, TEX. (713) 833-2289	52	CENTRALIA, WASH. (206) 736-3122	55, 56	DAYTON, O. (513) 461-5224	46	FARGO, N.D. (701) 237-4222	54
BELLVILLE YARD, TEX. (713) 865-2212	52	CHAMPAIGN-URBANA, ILL. (217) 352-4137	48	DECATUR, ALA. (203) 353-7172	48	FAYETTEVILLE, N.C. (919) 483-1131	49
BELTON, MONT. (406) 888-5412	54	CHARLESTON, S.C. (803) 722-2628 or 744-6217	49	DEERFIELD BEACH, FLA. (305) 399-1155	48, 49	FLAGSTAFF, ARIZ. (602) 774-6861	52
BERLIN, CONN. (203) 828-9718	34-42	CHARLESTON, W. VA. (304) 342-0113	47	DE LAND, FLA. (904) 734-4272	48, 49	FLORENCE, S.C. (803) 669-8664	49
BILLINGS, MONT. (406) 259-4521	54	CHARLOTTE, N.C. (704) 376-4416 (Sou)	57	DEL MAR, CALIF. (714) 755-1011	55, 56	FORSYTH, MONT. (406) 356-2519	54
BIRMINGHAM, ALA. (205) 322-0311 (Amtrak) (205) 324-8555 (Sou)	48, 57, 58	CHARLOTTESVILLE, VA. (703) 295-2431 (Amtrak) (703) 296-6056 (Sou)	47, 57	DELRAY BEACH, FLA. (305) 276-4231	48, 49	FORT LAUDERDALE, FLA. (305) 522-4751 or 522-6762	48, 49
BISMARCK, N.D. (701) 223-5600	54	CHEYENNE, WYO. (307) 634-4421	53	DEL RIO, TEX. (512) 755-4185	53	FORT MADISON, IA. (319) 372-7134	51, 52
BLOOMINGTON, ILL. (309) 828-5670	51						



# PASSENGERS STATIONS (Cont'd)

## INFORMATION and RESERVATION NUMBERS

STATION NAME AND TELEPHONE NO.	PAGE Number(s)	STATION NAME AND TELEPHONE NO.	PAGE Number(s)	STATION NAME AND TELEPHONE NO.	PAGE Number(s)	STATION NAME AND TELEPHONE NO.	PAGE Number(s)
FORT MORGAN, COLO. (303) 867-2525	53	HIGH POINT, N.C. (919) 882-4311 (Sou)	57	LAS VEGAS, N.M. (505) 425-8531	52	MISSOULA, MONT. (406) 543-3161	54
FORT WAYNE, IND. (219) 743-0638	46	HINTON, W. VA. (304) 466-1177	47	LATROBE, PA.	46	MONMOUTH, ILL. (309) 734-2012	51, 53
FORT WORTH, TEX. (817) 332-5136	52	HOLDREDGE, NEBR. (308) 995-8191	53	LAWRENCE, KAN. (913) 843-0270	52	MONTGOMERY, ALA. (205) 264-7385	48
FRAMINGHAM, MASS. (617) 873-3588	34-42	HOLLYWOOD, FLA. (305) 923-8361	48, 49	LEVITTOWN-TULLYTOWN, PA. (215) 946-4251	44	MORRIS, MINN. (612) 589-4111	54
FREDERICKSBURG, VA. (703) 373-6121	49	HOMEWOOD, ILL. (312) 798-7170	47, 48	LEWISTOWN, PA. (717) 248-4467	46	MOUNT JOY, PA.	44
FULTON, KY. (502) 472-1261	48	HOUSTON, TEX. Q (713) 228-6441 (713) 224-3250	52, 53, 58	LIBBY, MONT. (406) 293-4121	54	MT. PLEASANT, IA. (319) 385-3410	51, 53
FULLERTON, CALIF. (714) 871-3500	55, 56	HUDSON, N.Y. (518) 828-3379	43	LIMA, O.	48	NASHVILLE, TENN. (615) 255-8441	48
GAINESVILLE, GA. (404) 532-1221 (Sou)	57	HUNTINGDON, PA.	46	LINCOLN, ILL. (217) 732-3073	51	NEEDLES, CALIF. (714) 326-3313	52
GAINESVILLE, TEX. (817) 665-2847	52	HUNTINGTON, W. VA. (304) 525-0341	47	LINCOLN, NEBR. (402) 432-6611	53	NEWARK, N.J. (201) 589-4510	34-42, 48, 49
GALESBURG, ILL. (309) 343-9126 (309) 342-4716	51, 52, 53	HUTCHINSON, KAN. (316) 662-1961	52	LIVINGSTON, MONT. (406) 222-0121	54	NEW BRUNSWICK, N.J. (201) 247-4900	34-42
GALLUP, N.M. (505) 863-4141	52	INDIANAPOLIS, IND. (317) 267-5947	46, 47, 48, 58	LORDSBURG, N.M. (505) 542-9618	52	NEW HAVEN, CONN. Q (203) 624-0111	34-42
GARDEN CITY, KAN. (316) 276-3022	52	INDIO, CALIF. (714) 347-8081	53	LOS ANGELES, CALIF. Q (231) 624-0171 (213) 680-2920	52, 53, 55, 56, 57, 58	NEW IBERIA, LA. (318) 364-5858	53
GARY, IND. (219) 882-6211	46	JACKSON, MICH. (601) 352-4016	51	LOUISVILLE, KY. (502) 584-2241	48	NEW LONDON, CONN. (203) 442-4465	34-42
GLACIER PARK, MONT. (406) 888-5412	54	JACKSON, MISS. (601) 352-4016	48	LYNCHBURG, VA. (703) 847-4731 (Sou)	57	NEW ORLEANS, LA. Q (504) 524-8541	48, 53, 57, 58
GLASGOW, MONT. (406) 228-4213	54	JACKSONVILLE, FLA. (904) 353-1244 or 356-0033	48, 49	MACOMB, ILL.	51	NEWPORT NEWS, VA. (703) 244-5041	47
GLENDALE, CALIF. (406) 365-2104	52	JAMESTOWN, N.D. (701) 252-2690	54	MADISON, WISC. (608) 255-4561	50, 54	NEWTON, KAN. (316) 283-7530	52
GLEN DIVE, MONT. (406) 365-2104	54	JEFFERSON CITY, MO. (314) 636-6631	46	MALTA, MONT.	54	NEWTONVILLE, MASS. (617) 283-7530	34-42
GLENVIEW, ILL. (312) 724-3110	50, 51, 54	JOHNSTOWN, PA. (814) 535-2852	46	MALVERN, PA. (215) 644-2192	44	NEW YORK, N.Y. Q Q Grand Central Terminal Pennsylvania Sta. (212) 736-2000	34-42, 43, 46, 47, 49, 57, 58
GLENWOOD SPRINGS, COLO. (303) 945-5011 (D&RGW)	57	JOLIET, ILL. (815) 727-9279	51, 52, 53	MANDAN, N.D. (701) 663-3324	54	Hudson Terminal (212) 233-3334 Metroliner Reservations (212) 736-4441	
GRAFTON, W. VA. Enterprise 8108 (D&RGW)	47	KALAMAZOO, MICH. (616) 342-1101	51	MARCELINE, MO. (816) 376-3626	51, 52	NILES, MICH.	51
GRANBY, COLO. (D&RGW)	57	KANKAKEE, ILL. (815) 932-1133	47, 48	MARTINSBURG, W. VA. Enterprise 8108	47	NORFOLK, VA. (703) 627-6406	47
GRAND FORKS, N.D. (701) 772-6161	54	KANSAS CITY, MO. Q (816) 471-5636 (816) 421-6000	51, 52, 58	MATTOON, ILL. (217) 234-2242	48	NORMAN, OKLA. (405) 329-2002	52
GRAND JUNCTION, COLO. (303) 242-5570 (D&RGW)	57	KELSO, WASH. (206) 423-2470	55, 58	McCOMB, MISS. (601) 684-5418	48	NORTH PHILADELPHIA, PA. Q* (215) 382-3030	34-42, 43, 49, 58
GREELEY, COLO. (303) 352-1424	53	KEWANEE, ILL. (309) 852-2254	51, 53	McCOOK, NEBR. (308) 345-3930	53	OAKLAND, CALIF. (415) 839-5636	53, 55, 57
GREEN RIVER, WYO. (307) 875-3414	53	KEYSER, W. VA. Enterprise 8108	47	McGREGOR, TEX. (817) 840-2031	52	OAKLAND, MD. Enterprise 8108	47
GREENSBORO, N.C. (919) 273-2827 (Sou)	57	KINGMAN, ARIZ. (602) 753-2400	52	MEMPHIS, TENN. (901) 526-0236	48	OCALA, FLA. (904) 622-6703	48, 49
GREENSBURG, PA.	46	KINGSTON, R.I. (401) 783-2913	34-42	MENDOTA, ILL. (815) 538-2221	51, 53	OCEANSIDE, CALIF. (714) 722-8209	55, 56
GREENVILLE, S.C. (803) 232-1541 (Sou)	57	KIRKWOOD, MO. (314) 966-4944	46	MERIDEN, CONN. (203) 235-3402	34-42	OGDEN, UTAH (801) 394-8122 (801) 621-6822	53, 57
GRENADA, MISS. (601) 226-3281	48	KLAMATH FALLS, ORE. (503) 882-9966	55	MERIDIAN, MISS. (601) 693-6471 (Sou)	57	OKLAHOMA CITY, OKLA. (405) 236-3223-3113-3323	52
GUTHRIE, OKLA. (405) 282-4409	52	LA CROSSE, WISC. (608) 782-7151	50, 54	METROPARK-WOODBRIDGE, N.J. Q 34-42, 46, 49	57	OLD SAYBROOK, CONN. (203) 388-3741	34-42
HAMLET, N.C. (919) 582-3465	49	LAFAYETTE, IND. (317) 742-2434	47	METUCHEN, N.J. (201) 548-3283	44	OMAHA, NEBR. (402) 341-6831	53
HAMMOND, LA. (504) 345-0580	48	LAFAYETTE, LA. (318) 232-2856	53	MIAMI, FLA. Q (305) 371-6611, 377-1074 or 374-5177	48, 49	ORLANDO, FLA. Q (305) 422-2458	48, 49
HARPERS FERRY, W. VA. Enterprise 8108	47	LA JUNTA, COLO. (303) 384-4711	52	MIAMI BEACH, FLA.** (305) 371-6611	48, 49	OSCEOLA, IA. (515) 342-2515	51, 53
HARRISBURG, PA. (717) 236-7901	43, 46, 58	LAKE CHARLES, LA. (318) 433-3259	53	MIDDLETOWN, PA. (406) 232-1076	44		
HARTFORD, CONN. Q (203) 525-9504	34-42	LAKELAND, FLA. (813) 682-8481	48, 49	MILES CITY, MONT. (406) 232-1076	54		
HASTINGS, NEBR. (402) 462-5911	53	LAMAR, COLO. (303) 336-2321	52	MILWAUKEE, WISC. Q (414) 271-6150	50, 51, 54		
HATTIESBURG, MISS. (601) 584-6445 (Sou)	57	LAMY, N.M. (505) 983-4311	52	MINNEAPOLIS/ ST. PAUL, MINN. Q Train Ar. and Dp. (612) 333-6581 Reservations (1-800) 621-0317	50, 54		
HAVRE, MONT. (406) 265-2441	54	LANCASTER, PA. (717) 393-5673	43, 46				
HELENA, MONT. (406) 442-1660	54	LA PLATA, MO. (816) 332-4332	51, 52				
		LARAMIE, WYO. (307) 745-7592	53				
		LA SALLE, ILL. (815) 223-0083 (CRI&P)	57				

\* North Philadelphia is shown under "Philadelphia" \*\* Miami Beach served by Miami station

# PASSENGER STATIONS (Cont'd)

## INFORMATION and RESERVATION NUMBERS

STATION NAME AND TELEPHONE NO.	PAGE Number(s)	STATION NAME AND TELEPHONE NO.	PAGE Number(s)	STATION NAME AND TELEPHONE NO.	PAGE Number(s)	STATION NAME AND TELEPHONE NO.	PAGE Number(s)
OTTAWA, ILL. (815) 434-0106 (CRI&P)	57	RAWLINS, WYO. (307) 324-3424	53	SEATTLE, WASH. Q (206) 624-1900 (206) 623-6933	54, 55, 56	WASHINGTON, D.C. Q 34-42, 46, Q 47, 49, 57, 58	
OTTUMWA, IA. (515) 682-3907	51, 53	REDDING, CALIF. (916) 241-7448	55	SEBRING, FLA. (813) 385-0547	48, 49	Union Station (202) 638-3100 Metroliner Reservations (202) 393-0013 1721 K Street Ticket Office (202) 296-3470 1435 G Street - Room 619 Ticket Office (202) 393-6600 Alexandria, Va. Station (703) 549-5414 Capital Beltway Station. Lanham, Md. (301) 577-9247	
OXNARD, CALIF. (805) 486-0811	55	RED WING, MINN. (612) 388-2178	50, 54	SEDALIA, MO. (816) 826-0088	46	WAYCROSS, GA. (912) 283-1787	48
PALO ALTO, CALIF. Ticket Office only (415) 327-6452		RENO, NEV. (702) 329-6611	53	SHELBY, MONT. (406) 434-5573	54	WELLESLEY, MASS.	34-42
PAOLI, PA. (215) 644-4825	43, 46	RHINECLIFF, N.Y. (914) 876-3364	43	SILVER SPRING, MD. (202) 638-3100	47	WESTERLY, R.I. (401) 596-2355	34-42
PARADISE, MONT. (406) 826-3249	54	RICHMOND, IND. (317) 962-0826	46	SPARTANBURG, S.C. (803) 583-6351 (Sou)	57	WEST PALM BEACH, FLA. (305) 832-5151 or 833-0144	48, 49
PARKERSBURG, W. VA. Enterprise 8108	47	RICHMOND, VA. (703) 358-6797 (703) 257-3241 (703) 644-9811	47, 49	SPOKANE, WASH. (509) 624-5141	54	WEST QUINCY, MO.	51
PARKERSBURG, PA.	43	ROCHESTER, N.Y. (716) 325-2868	43	SPRINGFIELD, ILL. (217) 544-9838-9839	51	WHITEFISH, MONT. (406) 862-3551	54
PASADENA, CALIF. (213) 792-1191	52	ROCK ISLAND, ILL. (309) 794-9224 (CRI&P)	57	SPRINGFIELD, MASS. Q (413) 734-7341	34-42	WHITE SULPHUR SPRINGS, W. VA. (304) 536-1581	47
PASCO, WASH. (509) 547-4600	54	ROCK SPRINGS, WYO. (307) 362-5781	53	STAMFORD, CONN. (203) 324-3173	34-42	WHITEFORD, PA.	44
PAULS VALLEY, OKLA.	52	ROCKY MOUNT, N.C. (919) 446-5252	49	STAPLES, MINN. STAUNTON, VA. (703) 886-2244	54 47	WICHITA, KAN. (316) 265-6677	52
PEORIA, ILL. (309) 676-8771 (CRI&P)	57	ROME, N.Y. (315) 336-1600	43	STREATOR, ILL. (815) 672-2310	51, 52	WILDWOOD, FLA. (904) 748-1322	48, 49
PERRY, OKLA. (405) 336-2107	52	ROUTE 128, MASS. Q	34-42	STURTEVANT, WISC. (916) 444-9130	50	WILKINSBURG, PA.	46
PETERSBURG, VA. (703) 526-7023	49	RUGBY, N.D.	54	SYRACUSE, N.Y. (315) 475-5136	43	WILLIAMSBURG, VA. (703) 229-1322	47
PHILADELPHIA, PA. Q Q North Philadelphia	34-42, 43 46, 49, 57, 58	RYE, N.Y. Q	34-42	TACOMA, WASH. (206) 627-4155	54, 55, 56	WILLISTON, N.D. (701) 572-2431	54
Penn Central Sta. (30th St.) (215) 382-3030		SACRAMENTO, CALIF. (916) 444-9130	53	TAMPA, FLA. Q (813) 229-9319 or 229-8422	48, 49	WILLMAR, MINN. (612) 235-1801	54
PHOENIX, ARIZ. (602) 245-7289	53, 58	ST. CLOUD, MINN.	54	TEMPLE, TEX. (817) 773-1191	53	WILMINGTON, DEL. Q (302) 656-8551 & 658-7102	34-42, 49
PITTSBURGH, PA. Q (412) 471-8750	46	ST. LOUIS, MO. Q (314) 436-2500	46, 51	TERRE HAUTE, IND. (812) 232-1839	46	WILSON, N.C. (919) 243-2966	49
PLANO, ILL.	51	ST. PAUL, MINN. Q* Train Ar. and Dp. (612) 333-6581 Reservations (1-800) 621-0317	50, 54	THALMANN, (BRUNSWICK JCT.), GA. (912) 265-0278	49	WINDSOR, CONN.	34-42
POMONA, CALIF. (714) 593-2521 (714) 629-1419	52, 53	ST. PETERSBURG, FLA. (813) 862-7741 or 526-1650	48, 49	THOMASVILLE, GA. (912) 226-0345	48	WINDSOR LOCKS, CONN.	34-42
PONCA CITY, OKLA. (405) 762-1250	52	SALEM, ORE. (503) 363-1219	55	THOMPSONVILLE, CONN. (203) 745-5050	34-42	WINONA, MINN. (507) 452-4062	50, 54
PONTIAC, ILL. (815) 844-6996	51	SALINAS, CALIF. (408) 758-0055	55	TOMAH, WISC. (608) 372-4792	50, 54	WINONA, MISS. (601) 283-3221	48
PORTAGE, WISC. (608) 742-4200	50, 54	SALISBURY, N.C. (704) 636-1918 (Sou)	57	TOPEKA, KAN. (913) 234-0481	52	WINSLOW, ARIZ. (602) 289-2114	52
PORTLAND, ORE. (503) 227-3421 (503) 226-6521	54, 55, 56	SALT LAKE CITY, UTAH (801) 363-7172 (D&RGW)	57	TRENTON, N.J. (609) 392-3101	34-42, 46, 49	WINTER HAVEN, FLA. (813) 293-8733 or 293-5513	48, 49
POUGHKEEPSIE, N.Y. (914) 452-5200	43	SAN ANTONIO, TEX. (512) 225-6021	53	TRINIDAD, N.M. TROY, MONT. (406) 293-4121	52 54	WINTER PARK, FLA. (305) 644-3463	48, 49
PRICE, UTAH (D&RGW)	57	SAN BERNARDINO, CALIF. (714) 889-0057	52	TUCSON, ARIZ. (602) 622-3577	53, 58	WISCONSIN DELLS, WISC. (608) 254-8641	50, 54
PRINCE, W. VA. (304) 253-6651	47	SAN CLEMENTE, CALIF. (714) 543-9441	55, 56	TUSCALOOSA, ALA. (205) 758-3578 (Sou)	57	WOLF POINT, MONT. (406) 653-2100	54
PRINCETON, ILL. (815) 879-8376	51, 53	SANDERSON, TEX. (915) 345-2462	53	TYRONE, PA. UTICA, N.Y. (315) 732-3131	46 43	WORCESTER, MASS. (617) 756-4341	34-42
PRINCETON JUNCTION, N.J. (609) 799-0185	34-42	SAN DIEGO, CALIF. Q (714) 232-2961	55, 56	VALDOSTA, GA. (912) 242-1620	48	YAKIMA, WASH. (509) 453-4501	54
PROVIDENCE, R.I. Q (401) 331-7300	34-42	SANDPOINT, IDAHO (208) 263-2016	54	VANCOUVER, WASH. (206) 694-5151	55, 56	YEMASSEE, S.C. (803) 589-2531	49
PROVO, UTAH (D&RGW)	57	SANFORD, FLA. (305) 322-1213	48, 49	WALDO, FLA. (904) 468-1621	48, 49	YUMA, ARIZ. (602) 783-5656	53
PURCELL, OKLA. (405) 527-30551	52	SAN FRANCISCO, CALIF. Q (415) 398-4141 (415) 398-3800	53, 55, 57	WALLINGFORD, CONN. (203) 269-6230	34-42		
QUANTICO, VA. (703) 640-6445	49	SAN JOSE, CALIF. (408) 287-7453	55	WARRENSBURG, MO. (816) 747-6611	46		
QUINCY, ILL. (West Station)	51	SAN LUIS OBISPO, CALIF. (805) 544-3141	55				
RAHWAY, N.J. (201) 388-0470	44	SANTA ANA, CALIF. (714) 543-9441	55, 56				
RALEIGH, N.C. (919) 833-2714-2715	49	SANTA BARBARA, CALIF. (805) 962-9914	55				
RANTOUL, ILL. (217) 892-4400	48	SANTA FE, N.M. (505) 983-4311	52				
RANTON, N.M. (505) 445-3221	52	SAVANNAH, GA. (912) 236-7111 or 233-4591	49				

# BALTIMORE to

Train Name (Number) First Train/Connection if any	Dp BAL→	Ar BOS	Freq.	Train Equip. First/Conn.	Conn. Point
<b>BOSTON</b>					
Bunker Hill (170)	5 45a	1 58p	Daily	∅ ☆	Thru
<b>Metroliner (104)/Bay State (140)</b>	8 36a	4 40p	Daily	∅ ☆ / ∅ ☆	New York
Southern Crescent (172)	9 46a	5 50p	Daily	✕ ☆	Thru
<b>Metroliner (108)/</b> Southern Crescent (172)	10 32a	5 50p	Daily	∅ / ✕ ☆	New York
<b>Metroliner (110)/Narragansett (162)</b>	11 36a	6 50p	Daily	∅ / ∅ ☆	New York
Colonial (174)	11 46a	7 50p	Daily	∅ ☆	Thru
<b>Metroliner (114)/</b> Turbo Yankee Clipper (150)	1 32p	8 00p	Mo thru Fr	∅ / ✕	New York
<b>Metroliner (116)/</b> Merchants Limited (182)	2 32p	9 35p	Su thru Fr	∅ ☆ / ✕ ☆	New York
<b>Metroliner (118)/Minute Man (184)</b>	3 36p	10 45p	Su thru Fr	∅ ☆ / ∅ ☆	New York
Senator (176)	3 46p	11 40p	Daily	∅ ☆	Thru
<b>Metroliner (120)/Senator (176)</b>	4 32p	11 40p	Daily	∅ ☆ / ∅ ☆	New York
Night Owl (168)	11 15p	8 25a	Su thru Fr	∅ ☆	Thru

# METROPARK- WOODBRIDGE

	Dp BAL→	Ar MET	Freq.	Train Equip. First/Conn.	Conn. Point
<b>Metroliner (112)</b>	12 32p	2 32p	Daily	∅ ☆	Thru
Silver Star (82)	1 45p	4 23p	Daily	✕ ☆	Thru
<b>Metroliner (116)</b>	2 32p	4 32p	Daily	∅ ☆	Thru
<b>Metroliner (120)</b>	4 32p	6 34p	Daily	∅ ☆	Thru
<b>Metroliner (132)</b>	5 32p	7 33p	Su thru Fr	∅ ☆	Thru
Free State (166)	7 45p	10 23p	Daily	∅ ☆	Thru
<b>Metroliner (128)</b>	8 32p	10 32p	Su thru Fr	∅	Thru

# NEW HAVEN

	Dp BAL→	Ar NHN	Freq.	Train Equip. First/Conn.	Conn. Point
Bunker Hill (170)	5 45a	10 45a	Daily	∅ ☆	Thru
Above Schedule Effective June 13, 1972					
<b>Metroliner (104)/Bay State (140)</b>	8 36a	12 45p	Daily	∅ ☆ / ∅ ☆	New York
<b>Metroliner (130)</b>	9 36a	1 42p	Su Only	∅ ☆	Thru
Southern Crescent (172)	9 46a	2 45p	Daily	✕ ☆	Thru
<b>Metroliner (108)/</b> Southern Crescent (172)	10 32a	2 45p	Daily	∅ / ✕ ☆	New York
<b>Metroliner (110)/Narragansett (162)</b>	11 36a	3 40p	Daily	∅ / ∅ ☆	New York
Colonial (174)	11 46a	4 45p	Daily	∅ ☆	Thru
<b>Metroliner (114)/</b> Turbo Yankee Clipper (150)	1 32p	5 31p	Mo thru Fr	∅ / ✕	New York
<b>Metroliner (116)/</b> Merchants Limited (182)	2 32p	6 40p	Su thru Fr	∅ ☆ / ✕ ☆	New York
<b>Metroliner (118)/Minute Man (184)</b>	3 36p	7 41p	Su thru Fr	∅ ☆ / ∅ ☆	New York
Senator (176)	3 46p	8 45p	Daily	∅ ☆	Thru
<b>Metroliner (120)/Senator (176)</b>	4 32p	8 45p	Daily	∅ ☆ / ∅ ☆	New York
<b>Metroliner (132)</b>	5 32p	9 45p	Su thru Fr	∅ ☆	Thru
Connecticut Yankee (144)	5 45p	10 45p	Su thru Fr	∅ ☆	Thru
<b>Metroliner (124)/</b> Connecticut Yankee (144)	6 36p	10 45p	Su thru Fr	∅ ☆ / ∅ ☆	New York
Night Owl (168)	11 15p	4 50a	Su thru Fr	∅ ☆	Thru

# NEW YORK

	Dp BAL→	Ar NYC	Freq.	Train Equip. First/Conn.	Conn. Point
Bunker Hill (170)	5 45a	8 50a	Daily	∅ ☆	Thru
Above Schedule Effective June 13, 1972					
<b>Metroliner (100)</b>	6 36a	9 10a	Mo thru Fr	∅ ☆	Thru
<b>Metroliner (102)</b>	7 36a	10 00a	Daily	∅ ☆	Thru
<b>Metroliner (104)</b>	8 36a	11 01a	Daily	∅ ☆	Thru
<b>Metroliner (106)</b>	9 36a	12 02p	Mo thru Sa	∅ ☆	Thru
Southern Crescent (172)	9 46a	12 53p	Daily	✕ ☆	Thru
<b>Metroliner (108)</b>	10 32a	12 56p	Daily	∅	Thru
<b>Metroliner (110)</b>	11 36a	1 59p	Daily	∅ ☆	Thru
Colonial (174)	11 46a	2 55p	Daily	∅ ☆	Thru
<b>Metroliner (112)</b>	12 32p	3 04p	Daily	∅ ☆	Thru

Continued on next column

NOTES: ∅ Snack or light meal and beverage service  
 ✕ Food service (sit-down) and beverage service  
 ☆ First class service. If a day train, parlor car service;  
 if a night train, sleeping car service

# BALTIMORE (cont'd) to

Train Name (Number) First Train/Connection if any	Freq.	Train Equip. First/Conn.	Conn. Point
<b>NEW YORK (cont'd)</b>			
<b>Metroliner (114)</b>	1 32p	4 00p	Daily ∅ Thru
Silver Star (82)	1 45p	4 55p	Daily ✕ ☆ Thru
<b>Metroliner (116)</b>	2 32p	5 00p	Daily ∅ ☆ Thru
<b>Metroliner (118)</b>	3 36p	6 00p	Su thru Fr ∅ ☆ Thru
Senator (176)	3 46p	6 55p	Daily ∅ ☆ Thru
<b>Metroliner (120)</b>	4 32p	7 04p	Daily ∅ ☆ Thru
<b>Metroliner (132)</b>	5 32p	8 02p	Su thru Fr ∅ ☆ Thru
Connecticut Yankee (144)	5 45p	8 56p	Su thru Fr ∅ ☆ Thru
<b>Metroliner (124)</b>	6 36p	9 00p	Daily ∅ ☆ Thru
Free State (166)	7 45p	11 00p	Daily ∅ ☆ Thru
<b>Metroliner (128)</b>	8 32p	11 04p	Su thru Fr ∅ Thru
Night Owl (168)	11 15p	2 35a	Su thru Fr ∅ ☆ Thru

# PHILADELPHIA

	Dp BAL→	Ar PHL	Freq.	Train Equip. First/Conn.	Conn. Point
Bunker Hill (170)	5 45a	7 13a	Daily	∅ ☆	Thru
Above Schedule Effective June 13, 1972					
<b>Metroliner (100)</b>	6 36a	7 21a	Mo thru Fr	∅ ☆	Thru
<b>Metroliner (102)</b>	7 36a	8 21a	Daily	∅ ☆	Thru
<b>Metroliner (104)</b>	8 36a	9 45a	Daily	∅ ☆	Thru
<b>Metroliner (106)</b>	9 36a	10 47a	Mo thru Sa	∅ ☆	Thru
Southern Crescent (172)	9 46a	11 16a	Daily	✕ ☆	Thru
<b>Metroliner (108)</b>	10 32a	11 43a	Daily	∅	Thru
<b>Metroliner (110)</b>	11 36a	12 47p	Daily	∅ ☆	Thru
Colonial (174)	11 46a	1 16p	Daily	∅ ☆	Thru
<b>Metroliner (112)</b>	12 32p	1 43p	Daily	∅ ☆	Thru
<b>Metroliner (114)</b>	1 32p	2 43p	Daily	∅	Thru
Silver Star (82)	1 45p	3 14p	Daily	✕ ☆	Thru
<b>Metroliner (116)</b>	2 32p	3 43p	Daily	∅ ☆	Thru
<b>Metroliner (118)</b>	3 36p	4 47p	Su thru Fr	∅ ☆	Thru
Senator (176)	3 46p	5 18p	Daily	∅ ☆	Thru
<b>Metroliner (120)</b>	4 32p	5 43p	Daily	∅ ☆	Thru
<b>Metroliner (132)</b>	5 32p	6 43p	Su thru Fr	∅ ☆	Thru
Connecticut Yankee (144)	5 45p	7 15p	Su thru Fr	∅ ☆	Thru
<b>Metroliner (124)</b>	6 36p	7 47p	Daily	∅ ☆	Thru
Free State (166)	7 45p	9 14p	Daily	∅ ☆	Thru
<b>Metroliner (128)</b>	8 32p	9 43p	Su thru Fr	∅ ☆	Thru
Night Owl (168)	11 15p	12 50a	Su thru Fr	∅ ☆	Thru

# PROVIDENCE

	Dp BAL→	Ar PVD	Freq.	Train Equip. First/Conn.	Conn. Point
Bunker Hill (170)	5 45a	1 01p	Daily	∅ ☆	Thru
Above Schedule Effective June 13, 1972					
Southern Crescent (172)	9 46a	4 53p	Daily	✕ ☆	Thru
<b>Metroliner (108)/</b> Southern Crescent (172)	10 32a	4 53p	Daily	∅ / ✕ ☆	New York
<b>Metroliner (110)/Narragansett (162)</b>	11 36a	5 52p	Daily	∅ / ∅ ☆	New York
Colonial (174)	11 46a	6 53p	Daily	∅ ☆	Thru
<b>Metroliner (114)/</b> Turbo Yankee Clipper (150)	1 32p	7 15p	Mo thru Fr	∅ / ✕	New York
<b>Metroliner (116)/</b> Merchants Limited (182)	2 32p	8 43p	Su thru Fr	∅ ☆ / ✕ ☆	New York
<b>Metroliner (118)/Minute Man (184)</b>	3 36p	9 52p	Su thru Fr	∅ ☆ / ∅ ☆	New York
Senator (176)	3 46p	10 48p	Daily	∅ ☆	Thru
<b>Metroliner (120)/Senator (176)</b>	4 32p	10 48p	Daily	∅ ☆ / ∅ ☆	New York
Night Owl (168)	11 15p	7 25a	Su thru Fr	∅ ☆	Thru

NOTES: See page 2 for explanation of other symbols.

## BOSTON to

Train Name (Number) First Train/Connection if any	Dp BOS→	Ar BAL	Freq.	Train Equip. First/Conn.	Conn. Point
<b>BALTIMORE</b>					
Turbo Yankee Clipper (151)/ <b>Metroliner (109)</b>	615a	1255p	Mo thru Fr	✕/∅ ☆	New York
Valley Forge (171)	725a	340p	Daily	∅ ☆	Thru
Valley Forge (171)/ <b>Metroliner (113)</b>	725a	258p	Daily	∅ ☆/∅ ☆	New York
Bunker Hill (165)/ <b>Metroliner (115)</b>	830a	353p	Daily	∅ ☆/∅ ☆	New York
Southern Crescent (173)	930a	540p	Daily	✕ ☆	Thru
Southern Crescent (173)/ <b>Metroliner (117)</b>	930a	453p	Daily	✕ ☆/∅	New York
Bay State (145)	1045a	735p	Su thru Fr	∅ ☆	Thru
Bay State (145)/ <b>Metroliner (121)</b>	1045a	655p	Su thru Fr	∅ ☆/∅ ☆	New York
Colonial (175)	1230p	900p	Daily	∅ ☆	Thru
Senator (177)	240p	1040p	Daily	∅ ☆	Thru
East Wind (161)/ <b>Metroliner (127)</b>	345p	1053p	Su thru Fr	∅ ☆/∅ ☆	New York
Merchants Limited (179)	500p	1245a	Daily	✕ ☆	Thru
Night Owl (169)	1000p	745a	Su thru Fr	∅ ☆	Thru

Train Name (Number) First Train/Connection if any	Dp BOS→	Ar NHN	Freq.	Train Equip. First/Conn.	Conn. Point
<b>NEW HAVEN</b>					
Turbo Yankee Clipper (151)	615a	842a	Mo thru Fr	✕	Thru
Valley Forge (171)	725a	1023a	Daily	∅ ☆	Thru
Bunker Hill (165)	830a	1120a	Daily	∅ ☆	Thru
Southern Crescent (173)	930a	1220p	Daily	✕ ☆	Thru
Bay State (145)	1045a	216p	Daily	∅ ☆	Thru
Colonial (175)	1230p	325p	Daily	∅ ☆	Thru
Senator (177)	240p	531p	Daily	∅ ☆	Thru
East Wind (161)	345p	631p	Su thru Fr	∅ ☆	Thru
Merchants Limited (179)	500p	745p	Daily	✕ ☆	Thru
Narragansett (163)	630p	926p	Su thru Fr	∅ ☆	Thru
Night Owl (169)	1000p	110a	Su thru Fr	∅ ☆	Thru

Train Name (Number) First Train/Connection if any	Dp BOS→	Ar NYC	Freq.	Train Equip. First/Conn.	Conn. Point
<b>NEW YORK</b>					
Turbo Yankee Clipper (151)	615a	1010a	Mo thru Fr	✕	Thru
Valley Forge (171)	725a	1208p	Daily	✕ ☆	Thru
Bunker Hill (165)	830a	100p	Daily	∅ ☆	Thru
Southern Crescent (173)	930a	202p	Daily	✕ ☆	Thru
Bay State (145)	1045a	405p	Daily	∅ ☆	Thru
Colonial (175)	1230p	520p	Daily	∅ ☆	Thru
Senator (177)	240p	710p	Daily	∅ ☆	Thru
East Wind (161)	345p	820p	Su thru Fr	∅ ☆	Thru
Merchants Limited (179)	500p	920p	Daily	✕ ☆	Thru
Narragansett (163)	630p	1108p	Su thru Fr	∅ ☆	Thru
Night Owl (169)	1000p	300a	Su thru Fr	∅ ☆	Thru

Train Name (Number) First Train/Connection if any	Dp BOS→	Ar PHL	Freq.	Train Equip. First/Conn.	Conn. Point
<b>PHILADELPHIA</b>					
Turbo Yankee Clipper (151)/ <b>Metroliner (109)</b>	615a	1143a	Mo thru Fr	✕/∅ ☆	New York
Valley Forge (171)	725a	212p	Daily	∅ ☆	Thru
Valley Forge (171)/ <b>Metroliner (113)</b>	725a	147p	Daily	∅ ☆/∅ ☆	New York
Bunker Hill (165)/ <b>Metroliner (115)</b>	830a	243p	Daily	∅ ☆/∅ ☆	New York
Southern Crescent (173)	930a	410p	Daily	✕ ☆	Thru
Southern Crescent (173)/ <b>Metroliner (117)</b>	930a	341p	Daily	✕ ☆/∅	New York
Bay State (145)	1045a	606p	Su thru Fr	∅ ☆	Thru
Bay State (145)/ <b>Metroliner (121)</b>	1045a	544p	Su thru Fr	∅ ☆/∅ ☆	New York
Colonial (175)	1230p	721p	Daily	∅ ☆	Thru
Senator (177)	240p	913p	Daily	∅ ☆	Thru
East Wind (161)/ <b>Metroliner (127)</b>	345p	943p	Su thru Fr	∅ ☆/∅ ☆	New York
Merchants Limited (179)	500p	1117p	Daily	✕ ☆	Thru
Night Owl (169)	1000p	615a	Su thru Sa	∅ ☆	Thru

Continued on next column

**NOTES:** ∅ Snack or light meal and beverage service  
 ✕ Food service (sit-down) and beverage service  
 ☆ First class service. If a day train, parlor car service;  
 if a night train, sleeping car service

## BOSTON (cont'd) to

Train Name (Number) First Train/Connection if any	Dp BOS→	Ar RYE	Freq.	Train Equip. First/Conn.	Conn. Point
<b>RYE</b>					
Valley Forge (171)	725a	1128a	Daily	✕ ☆	Thru
Bunker Hill (165)	830a	1221p	Daily	∅ ☆	Thru
Southern Crescent (173)	930a	122p	Daily	✕ ☆	Thru
Bay State (145)	1045a	323p	Daily	∅ ☆	Thru
Colonial (175)	1230p	431p	Daily	∅ ☆	Thru
Senator (177)	240p	632p	Daily	∅ ☆	Thru
East Wind (161)	345p	741p	Su thru Fr	∅ ☆	Thru
Merchants Limited (179)	500p	841p	Daily	∅ ☆	Thru
Narragansett (163)	630p	1030p	Su thru Fr	∅ ☆	Thru

Train Name (Number) First Train/Connection if any	Dp BOS→	Ar WAS	Freq.	Train Equip. First/Conn.	Conn. Point
<b>WASHINGTON</b>					
Turbo Yankee Clipper (151)/ <b>Metroliner (109)</b>	615a	129p	Mo thru Fr	✕/∅ ☆	New York
Valley Forge (171)	725a	420p	Daily	∅ ☆	Thru
Valley Forge (171)/ <b>Metroliner (113)</b>	725a	334p	Daily	∅ ☆/∅ ☆	New York
Bunker Hill (165)/ <b>Metroliner (115)</b>	830a	429p	Daily	∅ ☆/∅ ☆	New York
Southern Crescent (173)	930a	620p	Daily	✕ ☆	Thru
Southern Crescent (173)/ <b>Metroliner (117)</b>	930a	527p	Su thru Fr	✕ ☆/∅	New York
Bay State (145)	1045a	815p	Su thru Fr	∅ ☆	Thru
Bay State (145)/ <b>Metroliner (121)</b>	1045a	731p	Su thru Fr	∅ ☆/∅ ☆	New York
Colonial (175)	1230p	944p	Daily	∅ ☆	Thru
Senator (177)	240p	1120p	Daily	∅ ☆	Thru
East Wind (161)/ <b>Metroliner (127)</b>	345p	1130p	Su thru Fr	∅ ☆/∅ ☆	New York
Merchants Limited (179)	500p	130a	Daily	✕ ☆	Thru
Night Owl (169)	1000p	830a	Su thru Fr	∅ ☆	Thru

## CAPITAL BELTWAY to

Train Name (Number) First Train/Connection if any	Dp CAP→	Ar NYC	Freq.	Train Equip. First/Conn.	Conn. Point
<b>NEW YORK</b>					
Bunker Hill (180)	514a	850a	Daily	∅ ☆	Thru
Above Schedule Effective June 13, 1972					
<b>Metroliner (100)</b>	610a	910a	Mo thru Fr	∅ ☆	Thru
<b>Metroliner (102)</b>	710a	1000a	Daily	∅ ☆	Thru
<b>Metroliner (104)</b>	810a	1101a	Daily	∅ ☆	Thru
<b>Metroliner (106)</b>	910a	1202p	Daily	∅ ☆	Thru
<b>Metroliner (110)</b>	1110a	159p	Daily	∅ ☆	Thru
<b>Metroliner (118)</b>	310p	600p	Su thru Fr	∅ ☆	Thru
<b>Metroliner (124)</b>	610p	900p	Daily	∅ ☆	Thru
Free State (166)	715p	1100p	Daily	∅ ☆	Thru
Night Owl (168)	1045p	235a	Su thru Fr	∅ ☆	Thru

## HARTFORD to

Train Name (Number) First Train/Connection if any	Dp HRT→	Ar NYC	Freq.	Train Equip. First/Conn.	Conn. Point
<b>NEW YORK</b>					
Connecticut Yankee (141)	636a	910a	Mo thru Fr	∅ ☆	Thru
Charter Oak (143)	732a	1005a	Daily	∅ ☆	Thru
(401)/Valley Forge (171)	925a	1208p	Mo thru Fr	/∅ ☆	New Haven
(403)/Southern Crescent (173)	1120a	202p	Daily	/✕ ☆	New Haven
Bay State (145)	129p	405p	Daily	∅ ☆	Thru
(405)/Senator (177)	440p	710p	Daily	/∅ ☆	New Haven
(411)/Merchants Limited (179)	650p	920p	Daily	/✕ ☆	New Haven
(407)/Narragansett (163)	825p	1108p	Su thru Fr	/∅ ☆	New Haven

Continued on next column

**NOTES:** See page 2 for explanation of other symbols.

## HARTFORD (cont'd) to

Train Name (Number) First Train/Connection if any	Dp HRT→	Ar PHL	Freq.	Train Equip. First/Conn.	Conn. Point
<b>PHILADELPHIA</b>					
Connecticut Yankee (141)/ <b>Metroliner (131)</b>	636a	1043a	Mo thru Fr	∅ ☆ / ∅ ☆	New Haven
Charter Oak (143)/ <b>Metroliner (109)</b>	732a	1143a	Daily	∅ ☆ / ∅ ☆	New York
(401)/Valley Forge (171)	925a	212p	Mo thru Fr	/ ∅ ☆	New Haven
(403)/Southern Crescent (173)	1120a	410p	Daily	/ ✕ ☆	New Haven
Bay State (145)	129p	606p	Su thru Fr	∅ ☆	Thru
Bay State (145)/ <b>Metroliner (121)</b>	129p	544p	Su thru Fr	∅ ☆ / ∅ ☆	New York
(405)/Senator (177)	440p	913p	Daily	/ ∅ ☆	New Haven
(411)/Merchants Limited (179)	650p	1117p	Daily	/ ✕ ☆	New Haven

## WASHINGTON

Train Name (Number) First Train/Connection if any	Dp HRT→	Ar WAS	Freq.	Train Equip. First/Conn.	Conn. Point
Connecticut Yankee (141)/ <b>Metroliner (131)</b>	636a	1229p	Mo thru Fr	∅ ☆ / ∅ ☆	New Haven
Charter Oak (143)/ <b>Metroliner (109)</b>	732a	129p	Daily	∅ ☆ / ∅ ☆	New York
(401)/Valley Forge (171)	925a	420p	Mo thru Fr	/ ∅ ☆	New Haven
(403)/Southern Crescent (173)	1120a	620p	Daily	/ ✕ ☆	New Haven
Bay State (145)	129p	815p	Su thru Fr	∅ ☆	Thru
Bay State (145)/ <b>Metroliner (121)</b>	129p	731p	Su thru Fr	∅ ☆ / ∅ ☆	New York
(405)/Senator (177)	431p	1120p	Daily	/ ∅ ☆	New Haven
(411)/Merchants Limited (179)	650p	130a	Daily	/ ✕ ☆	New Haven

## METROPARK-WOODBRIDGE to

Train Name (Number) First Train/Connection if any	Dp MET→	Ar BAL	Freq.	Train Equip. First/Conn.	Conn. Point
<b>BALTIMORE</b>					
<b>Metroliner (101)</b>	654a	901a	Mo thru Fr	∅	Thru
<b>Metroliner (103)</b>	754a	958a	Daily	∅ ☆	Thru
<b>Metroliner (105)</b>	856a	1101a	Mo thru Sa	∅ ☆	Thru
Silver Star (81)	947a	1229p	Daily	✕ ☆	Thru
<b>Metroliner (113)</b>	1254p	258p	Daily	∅ ☆	Thru
Senator (177)	802p	1040p	Daily	∅ ☆	Thru
Merchants Limited (179)	1007p	1245a	Daily	✕ ☆	Thru

## WASHINGTON

Train Name (Number) First Train/Connection if any	Dp MET→	Ar WAS	Freq.	Train Equip. First/Conn.	Conn. Point
<b>Metroliner (101)</b>	654a	934a	Mo thru Fr	∅	Thru
<b>Metroliner (103)</b>	754a	1034a	Daily	∅ ☆	Thru
<b>Metroliner (105)</b>	856a	1134a	Mo thru Sa	∅ ☆	Thru
Silver Star (81)	947a	110p	Daily	✕ ☆	Thru
<b>Metroliner (113)</b>	1254p	334p	Daily	∅ ☆	Thru
Senator (177)	802p	1120p	Daily	∅ ☆	Thru
Merchants Limited (179)	1007p	130a	Daily	✕ ☆	Thru

## NEW HAVEN to

Train Name (Number) First Train/Connection if any	Dp NHN→	Ar BAL	Freq.	Train Equip. First/Conn.	Conn. Point
<b>BALTIMORE</b>					
<b>Metroliner (131)</b>	750a	1155a	Mo thru Sa	∅ ☆	Thru
Charter Oak (143)/ <b>Metroliner (109)</b>	830a	1255p	Daily	∅ ☆ / ∅ ☆	New York
Turbo Yankee Clipper (151)/ <b>Metroliner (109)</b>	845a	1255p	Mo thru Fr	✕ / ∅ ☆	New York
Valley Forge (171)	1033a	340p	Daily	∅ ☆	Thru
Valley Forge (171)/ <b>Metroliner (113)</b>	1033a	258p	Daily	∅ ☆ / ∅ ☆	New York
Bunker Hill (165)/ <b>Metroliner (115)</b>	1130a	353p	Daily	∅ ☆ / ∅ ☆	New York
Southern Crescent (173)	1230p	540p	Daily	✕ ☆	Thru
Southern Crescent (173)/ <b>Metroliner (117)</b>	1230p	453p	Daily	✕ ☆ / ∅	New York
Bay State (145)	226p	735p	Su thru Fr	∅ ☆	Thru

Continued on next column

NOTES: ∅ Snack or light meal and beverage service  
 ✕ Food service (sit-down) and beverage service  
 ☆ First class service. If a day train, parlor car service;  
 if a night train, sleeping car service

## NEW HAVEN (cont'd) to

Train Name (Number) First Train/Connection if any	Freq.	Train Equip. First/Conn.	Conn. Point
<b>BALTIMORE (cont'd)</b>			
Bay State (145)/ <b>Metroliner (121)</b>	226p	655p	Su thru Fr ∅ ☆ / ∅ ☆ New York
Colonial (175)	335p	900p	Daily ∅ ☆ Thru
<b>Metroliner (137)</b>	438p	837p	Su Only ∅ ☆ Thru
Senator (177)	541p	1040p	Daily ∅ ☆ Thru
East Wind (161)/ <b>Metroliner (127)</b>	641p	1053p	Su thru Fr ∅ ☆ / ∅ ☆ New York
Merchants Limited (179)	755p	1245a	Daily ✕ ☆ Thru
Night Owl (169)	125a	745a	Mo thru Sa ∅ ☆ Thru

## BOSTON

Train Name (Number) First Train/Connection if any	Dp NHN→	Ar BOS	Freq.	Train Equip. First/Conn.	Conn. Point
Night Owl (168)	500a	825a	Mo thru Sa	∅ ☆	Thru
East Wind (160)	910a	1155a	Mo thru Fr	∅ ☆	Thru
Bunker Hill (170)	1100a	158p	Daily	∅ ☆	Thru
Bay State (140)	100p	440p	Daily	∅ ☆	Thru
Southern Crescent (172)	300p	550p	Daily	✕ ☆	Thru
Narragansett (162)	355p	650p	Daily	∅ ☆	Thru
Colonial (174)	500p	750p	Daily	∅ ☆	Thru
Turbo Yankee Clipper (150)	534p	800p	Mo thru Fr	✕	Thru
Merchants Limited (182)	650p	935p	Su thru Fr	✕ ☆	Thru
Minute Man (184)	751p	1045p	Daily	∅ ☆	Thru
Senator (176)	855p	1140p	Daily	∅ ☆	Thru

## PHILADELPHIA

Train Name (Number) First Train/Connection if any	Dp NHN→	Ar PHL	Freq.	Train Equip. First/Conn.	Conn. Point
<b>PHILADELPHIA</b>					
<b>Metroliner (131)</b>	750a	1043a	Mo thru Sa	∅ ☆	Thru
Charter Oak (143)/ <b>Metroliner (109)</b>	830a	1143a	Daily	∅ ☆ / ∅ ☆	New York
Turbo Yankee Clipper (151)/ <b>Metroliner (109)</b>	845a	1143a	Mo thru Fr	✕ / ∅ ☆	New York
Valley Forge (171)	1033a	212p	Daily	∅ ☆	Thru
Valley Forge (171)/ <b>Metroliner (113)</b>	1033a	147p	Daily	∅ ☆ / ∅ ☆	New York
Bunker Hill (165)/ <b>Metroliner (115)</b>	1130a	243p	Daily	∅ ☆ / ∅ ☆	New York
Southern Crescent (173)	1230p	410p	Daily	✕ ☆	Thru
Southern Crescent (173)/ <b>Metroliner (117)</b>	1230p	341p	Daily	✕ ☆ / ∅	New York
Bay State (145)	226p	606p	Su thru Fr	∅ ☆	Thru
Bay State (145)/ <b>Metroliner (121)</b>	226p	544p	Su thru Fr	∅ ☆ / ∅ ☆	New York
Colonial (175)	335p	721p	Daily	∅ ☆	Thru
<b>Metroliner (137)</b>	438p	728p	Su Only	∅ ☆	Thru
Senator (177)	541p	913p	Daily	∅ ☆	Thru
East Wind (161)/ <b>Metroliner (127)</b>	641p	943p	Su thru Fr	∅ ☆ / ∅ ☆	New York
Merchants Limited (179)	755p	1117p	Daily	✕ ☆	Thru
Night Owl (169)	125a	615a	Mo thru Sa	∅ ☆	Thru

## PROVIDENCE

Train Name (Number) First Train/Connection if any	Dp NHN→	Ar PVD	Freq.	Train Equip. First/Conn.	Conn. Point
Night Owl (168)	500a	725a	Mo thru Sa	∅ ☆	Thru
East Wind (160)	910a	1103a	Mo thru Fr	∅ ☆	Thru
Bunker Hill (170)	1100a	101p	Daily	∅ ☆	Thru
Southern Crescent (172)	300p	453p	Daily	✕ ☆	Thru
Narragansett (162)	355p	552p	Daily	∅ ☆	Thru
Colonial (174)	500p	653p	Daily	∅ ☆	Thru
Turbo Yankee Clipper (150)	534p	715p	Mo thru Fr	✕	Thru
Merchants Limited (182)	650p	843p	Su thru Fr	✕ ☆	Thru
Minute Man (184)	751p	952p	Daily	∅ ☆	Thru
Senator (176)	855p	1048p	Daily	∅ ☆	Thru

## WASHINGTON

Train Name (Number) First Train/Connection if any	Dp NHN→	Ar WAS	Freq.	Train Equip. First/Conn.	Conn. Point
<b>WASHINGTON</b>					
<b>Metroliner (131)</b>	750a	1229p	Mo thru Sa	∅ ☆	Thru
Charter Oak (143)/ <b>Metroliner (109)</b>	830a	129p	Daily	∅ ☆ / ∅ ☆	New York
Turbo Yankee Clipper (151)/ <b>Metroliner (109)</b>	845a	129p	Mo thru Fr	✕ / ∅ ☆	New York
Valley Forge (171)	1033a	420p	Daily	∅ ☆	Thru
Valley Forge (171)/ <b>Metroliner (113)</b>	1033a	334p	Daily	∅ ☆ / ∅ ☆	New York

Continued on next column

NOTES: See page 2 for explanation of other symbols.

## RYE (cont'd) to

Train Name (Number) First Train/Connection if any	Train Equip. First/Conn.	Conn. Point
Bunker Hill (165)/Metroliner (115)	1221p 429p	Daily ∅ ☆ / ∅ ☆ New York
Southern Crescent (173)	121p 620p	Daily ✕ ☆ Thru
Southern Crescent (173)/ Metroliner (117)	121p 527p	Su thru Fr ✕ ☆ / ∅ New York
Bay State (145)	323p 815p	Su thru Fr ∅ ☆ Thru
Bay State (145)/Metroliner (121)	323p 731p	Su thru Fr ∅ ☆ / ∅ ☆ New York
Colonial (175)	431p 944p	Daily ∅ ☆ Thru
Metroliner (137)	532p 914p	Su ∅ ☆ Thru
Senator (177)	632p 1120p	Daily ∅ ☆ Thru
East Wind (161)/Metroliner (127)	741p 1130p	Su thru Fr ∅ ☆ / ∅ ☆ New York
Merchants Limited (179)	841p 130a	Daily ✕ ☆ Thru

## SPRINGFIELD to

Train Name (Number) First Train/Connection if any	Train Equip. First/Conn.	Conn. Point
NEW YORK	Dp SPG→	Ar NYC
Connecticut Yankee (141)	555a 910a	Mo thru Fr ∅ ☆ Thru
Charter Oak (143)	655a 1005a	Daily ∅ ☆ Thru
(401)/Valley Forge (171)	847a 1208p	Mo thru Fr / ∅ ☆ New Haven
Bay State (145)	1258p 405p	Daily ∅ ☆ Thru
(405)/Senator (177)	358p 710p	Daily / ∅ ☆ New Haven
(407)/Narragansett (163)	745p 1108p	Su thru Fr / ∅ ☆ New Haven

## WASHINGTON to

Train Name (Number) First Train/Connection if any	Train Equip. First/Conn.	Conn. Point
BOSTON	Dp WAS→	Ar BOS
Bunker Hill (170)	500a 158p	Daily ∅ ☆ Thru
Above Schedule Effective June 13, 1972		
Metroliner (104)/Bay State (140)	800a 440p	Daily ∅ ☆ / ∅ ☆ New York
Southern Crescent (172)	905a 550p	Daily ✕ ☆ Thru
Metroliner (108)/ Southern Crescent (172)	1000a 550p	Daily ∅ ☆ / ✕ ☆ New York
Metroliner (110)	1100a 650p	Daily ∅ / ∅ ☆ New York
Colonial (174)	1105a 750p	Daily ∅ ☆ Thru
Metroliner (112)/Colonial (174)	1200n 750p	Daily ∅ ☆ / ∅ ☆ New York
Metroliner (114)/ Turbo Yankee Clipper (150)	100p 800p	Mo thru Fr ∅ / ✕ New York
Metroliner (116)/ Merchants Limited (182)	200p 935p	Su thru Fr ∅ / ✕ ☆ New York
Metroliner (118)/Minute Man (184)	300p 1045p	Su thru Fr ∅ ☆ / ∅ ☆ New York
Senator (176)	305p 1140p	Daily ∅ ☆ Thru
Metroliner (120)/Senator (176)	400p 1140p	Daily ∅ ☆ / ∅ ☆ New York
Night Owl (168)	1030p 825a	Su thru Fr ∅ ☆ Thru

## HARTFORD

Train Name (Number) First Train/Connection if any	Train Equip. First/Conn.	Conn. Point
Bunker Hill (170)/(404)	500a 1158a	Daily ∅ ☆ / New Haven
Above Schedule Effective June 13, 1972		
Metroliner (104)/Bay State (140)	800a 147p	Daily ∅ ☆ / ∅ ☆ New York
Southern Crescent (172)/(412)	905a 351p	Daily ∅ ☆ / New Haven
Colonial (174)/(406)	1105a 556p	Sa Su Only ∅ ☆ / New Haven
Metroliner (114)/Charter Oak (142)	100p 701p	Su thru Fr ∅ ☆ / ∅ ☆ New York
Senator (176)/(410)	305p 956p	Fr Sa Only ∅ ☆ / New Haven
Connecticut Yankee (144)	505p 1142p	Su thru Fr ∅ ☆ Thru
Metroliner (124)/ Connecticut Yankee (144)	600p 1142p	Su thru Fr ∅ ☆ / ∅ ☆ New York

Continued on next column

## WASHINGTON (cont'd) to

Train Name (Number) First Train/Connection if any	Train Equip. First/Conn.	Conn. Point
METROPARK- WOODBIDGE	Dp WAS→	Ar MET
Meteor (84)	645a 1020a	Daily ✕ ☆ Thru
Metroliner (112)	1200n 232p	Daily ∅ ☆ Thru
Silver Star (82)	105p 423p	Daily ✕ ☆ Thru
Metroliner (116)	200p 432p	Daily ∅ ☆ Thru
Metroliner (120)	400p 634p	Daily ∅ ☆ Thru
Metroliner (132)	500p 733p	Su thru Fr ∅ ☆ Thru
Free State (166)	700p 1023p	Daily ∅ ☆ Thru
Metroliner (128)	800p 1032p	Su thru Fr ∅ Thru

## NEW HAVEN

Train Name (Number) First Train/Connection if any	Train Equip. First/Conn.	Conn. Point
Bunker Hill (170)	500a 1045a	Daily ∅ ☆ Thru
Above Schedule Effective June 13, 1972		
Metroliner (104)/Bay State (140)	800a 1245p	Daily ∅ ☆ / ∅ ☆ New York
Metroliner (130)	900a 142p	Su Only ∅ Thru
Southern Crescent (172)	905a 245p	Daily ✕ ☆ Thru
Metroliner (108)/ Southern Crescent (172)	1000a 245p	Daily ∅ / ✕ ☆ New York
Metroliner (110)/Narragansett (162)	1100a 340p	Daily ∅ / ∅ ☆ New York
Colonial (174)	1105a 445p	Daily ∅ ☆ Thru
Metroliner (114)/ Turbo Yankee Clipper (150)	100p 531p	Mo thru Fr ∅ / ✕ New York
Metroliner (116)/ Merchants Limited (182)	200p 640p	Su thru Fr ∅ ☆ / ✕ ☆ New York
Metroliner (118)/Minute Man (184)	300p 741p	Su thru Fr ∅ ☆ / ∅ ☆ New York
Senator (176)	305p 845p	Daily ∅ ☆ Thru
Metroliner (120)/Senator (176)	400p 845p	Daily ∅ ☆ / ∅ ☆ New York
Metroliner (132)	500p 945p	Su thru Fr ∅ ☆ Thru
Connecticut Yankee (144)	505p 1045p	Su thru Fr ∅ ☆ Thru
Metroliner (124)/ Connecticut Yankee (144)	600p 1045p	Su thru Fr ∅ ☆ / ∅ ☆ New York
Night Owl (168)	1030p 450a	Su thru Fr ∅ ☆ Thru

## NEW YORK

Train Name (Number) First Train/Connection if any	Train Equip. First/Conn.	Conn. Point
Bunker Hill (170)	500a 850a	Daily ✕ ☆ Thru
Above Schedule Effective June 13, 1972		
Metroliner (100)	600a 910a	Mo thru Fr ∅ ☆ Thru
Meteor (84)	645a 1055a	Daily ✕ ☆ Thru
Metroliner (102)	700a 1000a	Daily ∅ ☆ Thru
Metroliner (104)	800a 1101a	Daily ∅ ☆ Thru
Metroliner (106)	900a 1202p	Mo thru Sa ∅ ☆ Thru
Southern Crescent (172)	905a 1253p	Daily ✕ ☆ Thru
Metroliner (108)	1000a 1256p	Daily ∅ Thru
Metroliner (110)	1100a 159p	Daily ∅ ☆ Thru
Colonial (174)	1105a 255p	Daily ∅ ☆ Thru
Metroliner (112)	1200n 304p	Daily ∅ ☆ Thru
Metroliner (114)	100p 400p	Daily ∅ Thru
Silver Star (82)	105p 455p	Daily ✕ ☆ Thru
Metroliner (116)	200p 500p	Daily ∅ ☆ Thru
Metroliner (118)	300p 600p	Su thru Fr ∅ ☆ Thru
Senator (176)	305p 655p	Daily ∅ ☆ Thru
Metroliner (120)	400p 704p	Daily ∅ ☆ Thru
Metroliner (132)	500p 802p	Su thru Fr ∅ ☆ Thru
Connecticut Yankee (144)	505p 856p	Su thru Fr ∅ ☆ Thru
Metroliner (124)	600p 900p	Daily ∅ ☆ Thru
Free State (166)	700p 1100p	Daily ∅ ☆ Thru
Metroliner (128)	800p 1104p	Su thru Fr ∅ Thru
Night Owl (168)	1030p 235a	Su thru Fr ∅ ☆ Thru

NOTES: ∅ Snack or light meal and beverage service  
 ✕ Food service (sit-down) and beverage service  
 ☆ First class service. If a day train, parlor car service;  
 if a night train, sleeping car service

NOTES: See page 2 for explanation of other symbols.

## WASHINGTON (cont'd) to

Train Name (Number) First Train/Connection if any	Train Equip.		Conn. Point
	Freq.	First/Conn.	
<b>PHILADELPHIA</b>	Dp WAS→	Ar PHL	
Bunker Hill (170)	500a	7 13a	Daily ∅ ☆ Thru
Above Schedule Effective June 13, 1972			
<b>Metroliner (100)</b>	600a	7 50a	Mo thru Fr ∅ ☆ Thru
Meteor (84)	6 45a	9 06a	Daily ✕ ☆ Thru
<b>Metroliner (102)</b>	7 00a	8 47a	Daily ∅ ☆ Thru
<b>Metroliner (104)</b>	8 00a	9 45a	Daily ∅ ☆ Thru
<b>Metroliner (106)</b>	9 00a	10 47a	Mo thru Sa ∅ ☆ Thru
Southern Crescent (172)	9 05a	11 16a	Daily ✕ ☆ Thru
<b>Metroliner (108)</b>	10 00a	11 43a	Daily ∅ Thru
<b>Metroliner (110)</b>	11 00a	12 47p	Daily ∅ ☆ Thru
Colonial (174)	11 05a	1 16p	Daily ∅ ☆ Thru
<b>Metroliner (112)</b>	12 00n	1 43p	Daily ∅ ☆ Thru
<b>Metroliner (114)</b>	1 00p	2 43p	Daily ∅ Thru
Silver Star (82)	1 05p	3 14p	Daily ✕ ☆ Thru
<b>Metroliner (116)</b>	2 00p	3 43p	Daily ∅ ☆ Thru
<b>Metroliner (118)</b>	3 00p	4 47p	Su thru Fr ∅ ☆ Thru
Senator (176)	3 05p	5 18p	Daily ∅ ☆ Thru
<b>Metroliner (120)</b>	4 00p	5 43p	Daily x5 ☆ Thru
<b>Metroliner (132)</b>	5 00p	6 43p	Su thru Fr ∅ ☆ Thru
Connecticut Yankee (144)	5 05p	7 15p	Su thru Fr ∅ ☆ Thru
<b>Metroliner (124)</b>	6 00p	7 47p	Daily ∅ ☆ Thru
Free State (166)	7 00p	9 14p	Daily ∅ ☆ Thru
<b>Metroliner (128)</b>	8 00p	9 43p	Su thru Fr ∅ Thru
Night Owl (168)	10 30p	12 50a	Su thru Fr ∅ ☆ Thru

## PROVIDENCE

Train Name (Number) First Train/Connection if any	Train Equip.		Conn. Point
	Freq.	First/Conn.	
<b>PHILADELPHIA</b>	Dp WAS→	Ar PVD	
Bunker Hill (170)	500a	1 01p	Daily ∅ ☆ Thru
Above Schedule Effective June 13, 1972			
Southern Crescent (172)	9 05a	4 53p	Daily ✕ ☆ Thru
<b>Metroliner (108)/</b> Southern Crescent (172)	10 00a	4 53p	Daily ∅/✕ ☆ New York
<b>Metroliner (110)/Narragansett (162)</b>	11 00a	5 52p	Daily ∅/∅ ☆ New York
Colonial (174)	11 05a	6 53p	Daily ∅ ☆ Thru
<b>Metroliner (114)/</b> Turbo Yankee Clipper (150)	1 00p	7 15p	Mo thru Fr ∅/✕ New York
<b>Metroliner (116)/</b> Merchants Limited (182)	2 00p	8 43p	Su thru Fr ∅ ☆/∅ ☆ New York
<b>Metroliner (118)/Minute Man (184)</b>	3 00p	9 52p	Su thru Fr ∅ ☆/∅ ☆ New York
Senator (176)	3 05p	10 48p	Daily ∅ ☆ Thru
<b>Metroliner (120)/Senator (176)</b>	4 00p	10 48p	Daily ∅ ☆/∅ ☆ New York
Night Owl (168)	10 30p	7 25a	Su thru Fr ∅ ☆ Thru

## RYE

Train Name (Number) First Train/Connection if any	Train Equip.		Conn. Point
	Freq.	First/Conn.	
<b>WASHINGTON</b>	Dp WAS→	Ar RYE	
Bunker Hill (170)	500a	9 48a	Daily ∅ ☆ Thru
Above Schedule Effective June 13, 1972			
<b>Metroliner (104)/Bay State (140)</b>	8 00a	11 48a	Daily ∅ ☆/∅ ☆ New York
<b>Metroliner (130)</b>	9 00a	12 46p	Su Only ∅ ☆ Thru
Southern Crescent (172)	9 05a	1 48p	Daily ✕ ☆ Thru
<b>Metroliner (108)/</b> Southern Crescent (172)	10 00a	1 48p	Daily ∅/✕ ☆ New York
<b>Metroliner (110)/Narragansett (162)</b>	11 00a	2 48p	Daily ∅/∅ ☆ New York
Colonial (174)	11 05a	3 48p	Daily ∅ ☆ Thru
<b>Metroliner (112)/Colonial (174)</b>	12 00n	3 48p	Daily ∅/∅ ☆ New York
<b>Metroliner (114)/Charter Oak (142)</b>	1 00p	4 59p	Su thru Fr ∅/∅ ☆ New York
<b>Metroliner (118)/Minute Man (184)</b>	3 00p	6 48p	Su thru Fr ∅ ☆/∅ ☆ New York
Senator (176)	3 05p	7 48p	Daily ∅ ☆ Thru
<b>Metroliner (132)</b>	5 00p	8 51p	Su thru Fr ∅ ☆ Thru
Connecticut Yankee (144)	5 05p	9 48p	Su thru Fr ∅ ☆ Thru
<b>Metroliner (124)/</b> Connecticut Yankee (144)	6 00p	9 48p	Su thru Fr ∅ ☆/∅ ☆ New York

Continued on next column

NOTES: ∅ Snack or light meal and beverage service

✕ Food service (sit-down) and beverage service

☆ First class service. If a day train, parlor car service; if a night train, sleeping car service

## WASHINGTON (cont'd) to

Train Name (Number) First Train/Connection if any	Train Equip.		Conn. Point
	Freq.	First/Conn.	
<b>WILMINGTON</b>	Dp WAS→	Ar WIL	
Bunker Hill (170)	500a	6 45a	Daily ∅ ☆ Thru
Above Schedule Effective June 13, 1972			
<b>Metroliner (100)</b>	6 00a	7 21a	Mo thru Fr ∅ ☆ Thru
Meteor (84)	6 45a	8 35a	Daily ✕ ☆ Thru
<b>Metroliner (102)</b>	7 00a	8 21a	Daily ∅ ☆ Thru
<b>Metroliner (106)</b>	9 00a	10 21a	Mo thru Sa ∅ ☆ Thru
Southern Crescent (172)	9 05a	10 47a	Daily ✕ ☆ Thru
<b>Metroliner (108)</b>	10 00a	11 17a	Daily ∅ Thru
<b>Metroliner (110)</b>	11 00a	12 21p	Daily ∅ ☆ Thru
Colonial (174)	11 05a	12 47p	Daily ∅ ☆ Thru
<b>Metroliner (112)</b>	12 00n	1 17p	Daily ∅ ☆ Thru
<b>Metroliner (114)</b>	1 00p	2 17p	Daily ∅ Thru
Silver Star (82)	1 05p	2 46p	Daily ✕ ☆ Thru
<b>Metroliner (116)</b>	2 00p	3 17p	Daily ∅ ☆ Thru
<b>Metroliner (118)</b>	3 00p	4 21p	Su thru Fr ∅ ☆ Thru
Senator (176)	3 05p	4 47p	Daily ∅ ☆ Thru
<b>Metroliner (120)</b>	4 00p	5 17p	Daily ∅ ☆ Thru
<b>Metroliner (132)</b>	5 00p	6 17p	Daily ∅ ☆ Thru
Connecticut Yankee (144)	5 05p	6 45p	Su thru Fr ∅ ☆ Thru
<b>Metroliner (124)</b>	6 00p	7 21p	Daily ∅ ☆ Thru
Free State (166)	7 00p	8 45p	Daily ∅ ☆ Thru
<b>Metroliner (128)</b>	8 00p	9 17p	Su thru Fr ∅ Thru
Night Owl (168)	10 30p	12 20a	Su thru Fr ∅ ☆ Thru

## WILMINGTON to

Train Name (Number) First Train/Connection if any	Train Equip.		Conn. Point
	Freq.	First/Conn.	
<b>NEW YORK</b>	Dp WIL→	Ar NYC	
Bunker Hill (170)	6 45a	8 50a	Daily ∅ ☆ Thru
Above Schedule Effective June 13, 1972			
<b>Metroliner (100)</b>	7 21a	9 10a	Mo thru Fr ∅ ☆ Thru
<b>Metroliner (102)</b>	8 21a	10 00a	Daily ∅ ☆ Thru
<b>Metroliner (106)</b>	10 21a	12 02p	Daily ∅ ☆ Thru
Southern Crescent (172)	10 47a	12 53p	Daily ✕ ☆ Thru
<b>Metroliner (108)</b>	11 17a	12 56p	Daily ∅ Thru
<b>Metroliner (110)</b>	12 21p	1 59p	Daily ∅ ☆ Thru
Colonial (174)	12 47p	2 55p	Daily ∅ ☆ Thru
<b>Metroliner (112)</b>	1 17p	3 04p	Daily ∅ ☆ Thru
<b>Metroliner (114)</b>	2 17p	4 00p	Daily ∅ Thru
Silver Star (82)	2 46p	4 55p	Daily ✕ ☆ Thru
<b>Metroliner (116)</b>	3 17p	5 00p	Daily ∅ ☆ Thru
<b>Metroliner (118)</b>	4 21p	6 00p	Su thru Fr ∅ ☆ Thru
Senator (176)	4 47p	6 55p	Daily ∅ ☆ Thru
<b>Metroliner (120)</b>	5 17p	7 04p	Daily ∅ ☆ Thru
<b>Metroliner (132)</b>	6 17p	8 02p	Su thru Fr ∅ ☆ Thru
Connecticut Yankee (144)	6 45p	8 56p	Su thru Fr ∅ ☆ Thru
<b>Metroliner (124)</b>	7 21p	9 00p	Daily ∅ ☆ Thru
Free State (166)	8 45p	11 00p	Daily ∅ ☆ Thru
<b>Metroliner (128)</b>	9 17p	11 04p	Su thru Fr ∅ Thru
Night Owl (168)	12 20a	2 35a	Mo thru Sa ∅ ☆ Thru

## WASHINGTON

Train Name (Number) First Train/Connection if any	Train Equip.		Conn. Point
	Freq.	First/Conn.	
<b>WILMINGTON</b>	Dp WIL→	Ar WAS	
Night Owl (169)	6 43a	8 30a	Mo thru Sa ∅ ☆ Thru
<b>Metroliner (101)</b>	8 14a	9 34a	Mo thru Fr ∅ Thru
<b>Metroliner (103)</b>	9 12a	10 34a	Daily ∅ ☆ Thru
<b>Metroliner (105)</b>	10 14a	11 34a	Mo thru Sa ∅ ☆ Thru
<b>Metroliner (107)</b>	11 08a	12 29p	Daily ∅ Thru
Silver Star (81)	11 27a	1 10p	Daily ✕ ☆ Thru
<b>Metroliner (109)</b>	12 08p	1 29p	Daily ∅ ☆ Thru
<b>Metroliner (113)</b>	2 11p	3 34p	Daily ∅ ☆ Thru

Continued on next column

NOTES: See page 2 for explanation of other symbols.

## WILMINGTON (cont'd) to

Train Name (Number) First Train/Connection if any			Train Equip. Freq.	Conn. First/Conn. Point
<b>WASHINGTON (cont'd)</b>				
Valley Forge (171)	239p	420p	Daily	☽ ☆ Thru
<b>Metroliner (115)</b>	306p	429p	Daily	☽ ☆ Thru
<b>Metroliner (117)</b>	406p	527p	Su thru Fr	☽ Thru
Southern Crescent (173)	439p	620p	Daily	✕ ☆ Thru
<b>Metroliner (119)</b>	508p	629p	Daily	☽ ☆ Thru
<b>Metroliner (121)</b>	608p	731p	Su thru Fr	☽ ☆ Thru
Bay State (145)	633p	815p	Su thru Fr	☽ ☆ Thru

## WILMINGTON (cont'd) to

Train Name (Number) First Train/Connection if any			Train Equip. Freq.	Conn. First/Conn. Point
<b>WASHINGTON (cont'd)</b>				
<b>Metroliner (123)</b>	707p	831p	Daily	☽ ☆ Thru
Colonial (175)	755p	944p	Daily	☽ ☆ Thru
<b>Metroliner (125)</b>	807p	932p	Su thru Fr	☽ ☆ Thru
Senator (177)	940p	1120p	Daily	☽ ☆ Thru
<b>Metroliner (127)</b>	1007p	1130p	Daily	☽ ☆ Thru
Merchants Limited (179)	1145p	130a	Daily	✕ ☆ Thru

<p><b>JUNE</b></p> <p>1 2 3 4 5 6 7 8 9 10 11 12 13 14 15 16 17 18 19 20 21 22 23 24 25 26 27 28 29 30</p>	<p><b>JULY</b></p> <p>1 2 3 4 5 6 7 8 9 10 11 12 13 14 15 16 17 18 19 20 21 22 23 24 25 26 27 28 29 30 31</p>	<p><b>AUGUST</b></p> <p>1 2 3 4 5 6 7 8 9 10 11 12 13 14 15 16 17 18 19 20 21 22 23 24 25 26 27 28 29 30 31</p>
<p><b>SEPTEMBER</b></p> <p>1 2 3 4 5 6 7 8 9 10 11 12 13 14 15 16 17 18 19 20 21 22 23 24 25 26 27 28 29 30</p>	<p><b>OCTOBER</b></p> <p>1 2 3 4 5 6 7 8 9 10 11 12 13 14 15 16 17 18 19 20 21 22 23 24 25 26 27 28 29 30 31</p>	<p><b>NOVEMBER</b></p> <p>1 2 3 4 5 6 7 8 9 10 11 12 13 14 15 16 17 18 19 20 21 22 23 24 25 26 27 28 29 30</p>

NOTES: ☽ Snack or light meal and beverage service  
 ✕ Food service (sit-down) and beverage service  
 ☆ First class service. If a day train, parlor car service;  
 if a night train, sleeping car service

NOTES: See page 2 for explanation of other symbols.



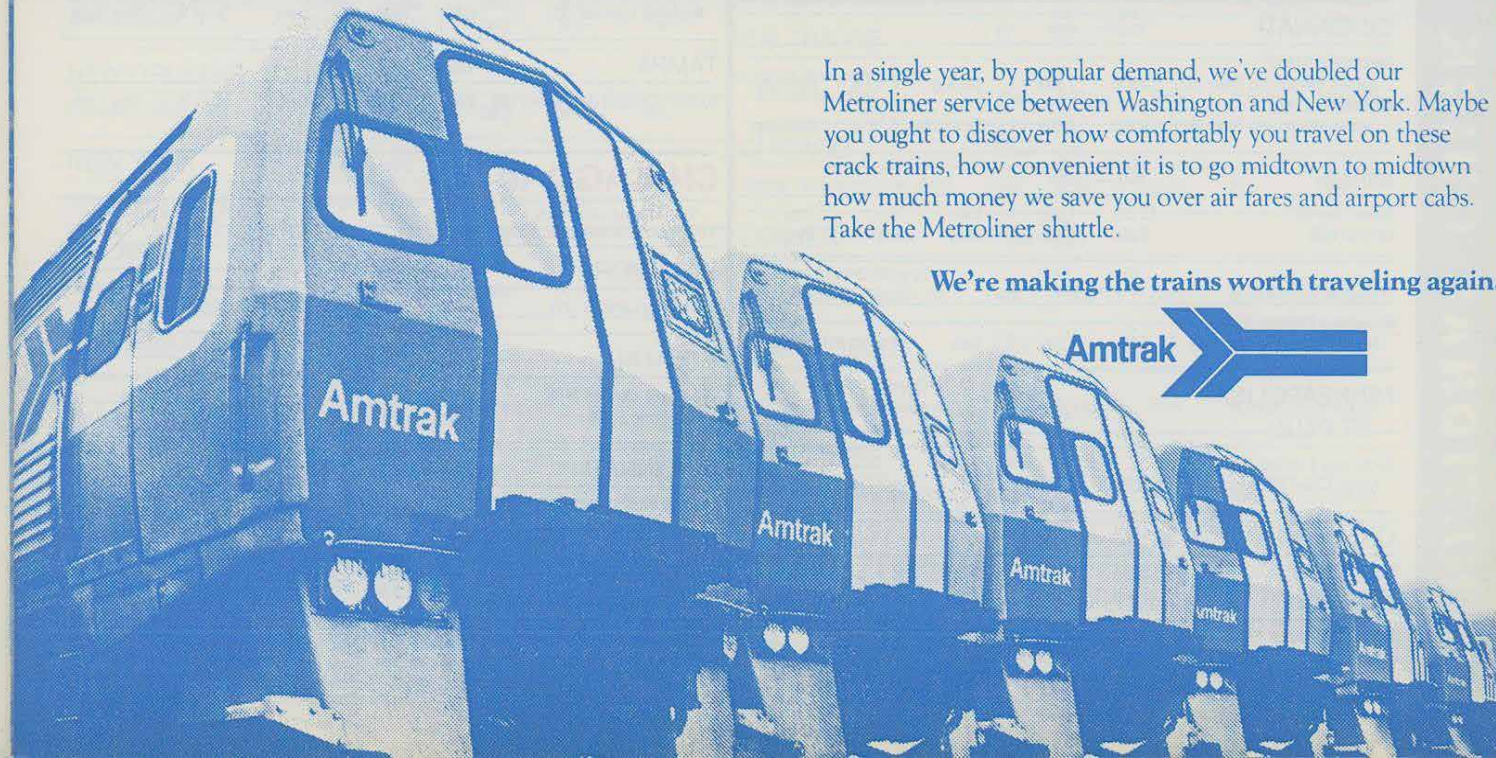
# OUR SHUTTLE

Now 14 Metroliners weekdays between Washington and New York.



In a single year, by popular demand, we've doubled our Metroliner service between Washington and New York. Maybe you ought to discover how comfortably you travel on these crack trains, how convenient it is to go midtown to midtown how much money we save you over air fares and airport cabs. Take the Metroliner shuttle.

**We're making the trains worth traveling again**



## ATLANTA to

Train Name (Number) First Train/Connection if any	Dp ATL→	Ar LAX	Freq.	Train Equip. First/Conn.	Conn. Point
<b>LOS ANGELES</b>					
Southern Crescent (1)/ Sunset Ltd (1)	8 45a	7 30p +3	Tu Th Sa	✕ ☆	Thru
<b>NEW ORLEANS</b>	Dp ATL→	Ar NRL			
Southern Crescent (1)	8 45a	7 30p	Tu Th Sa	✕ ☆	Thru
<b>NEW YORK</b>	Dp ATL→	Ar NYC			
Southern Crescent (2)	7 00p	12 53p +1	Daily	✕ ☆	Thru
Southern Crescent (2)/ <b>Metroliner (106)</b>	7 00p	12 02p +1	Daily	✕ ☆ / ♀ ☆	Washington
Piedmont (6)/Night Owl (168)	7 00a	2 35a +1	Su thru Fr	♀ / ♀ ☆	Washington
<b>PHILADELPHIA</b>	Dp ATL→	Ar PHL			
Southern Crescent (2)	7 00p	11 16a T +1	Daily	✕ ☆	Thru
Piedmont (6)/Night Owl (168)	7 00a	12 50a T +1	Su thru Fr	♀ / ☆	Washington
<b>WASHINGTON</b>	Dp ATL→	Ar WAS			
Southern Crescent (2)	7 00p	8 15a +1	Daily	✕ ☆	Thru
Piedmont (6)	7 00a	10 15p	Daily	♀	Thru

## BALTIMORE to

Train Name (Number) First Train/Connection if any	Dp BAL→	Ar CHI	Freq.	Train Equip. First/Conn.	Conn. Point
<b>CHICAGO</b>					
Broadway Limited (541)	5 35p	9 00a +1	Daily	✕ ☆	Thru
<b>CINCINNATI</b>	Dp BAL→	Ar CIN			
<b>Metroliner (115)/</b> James Whitcomb Riley (51)	3 53p	7 20a +1	Sa Only	♀ ☆ / ✕ ☆	Washington
<b>Metroliner (117)/</b> James Whitcomb Riley (51)	4 53p	7 20a +1	Su thru Fr	♀ / ✕ ☆	Washington
<b>MIAMI</b>	Dp BAL→	Ar MIA			
Silver Star (81)	12 29p	1 05p +1	Daily	✕ ☆	Thru
Meteor (83)	6 05p	4 50p +1	Daily	✕ ☆	Thru
<b>MILWAUKEE</b>	Dp BAL→	Ar MKE			
Broadway Limited (541)/ North Coast Hiawatha (9)	5 35p	11 59a +1	Daily	✕ ☆ / ✕ ☆	Chicago
<b>MINNEAPOLIS/ ST. PAUL</b>	Dp BAL→	Ar MSP			
Broadway Limited (541)/ North Coast Hiawatha (9)	5 35p	6 20p +1	Daily	✕ ☆ / ✕ ☆	Chicago
<b>ORLANDO</b>	Dp BAL→	Ar ORL			
Silver Star (81)	12 29p	7 10a +1	Daily	✕ ☆	Thru
Meteor (83)	6 05p	12 01p +1	Daily	✕ ☆	Thru

**NOTES:** ♀ Snack or light meal and beverage service  
 ✕ Food service (sit-down) and beverage service  
 ☆ First class service. If a day train, parlor car service;  
 Page 18 if a night train, sleeping car service

## BALTIMORE (cont'd) to

Train Name (Number) First Train/Connection if any	Dp BAL→	Ar STL	Freq.	Train Equip. First/Conn.	Conn. Point
<b>ST. LOUIS</b>					
<b>Metroliner (114)/</b> National Limited (31)	1 32p	10 35a +1	Daily	♀ / ✕ ☆	Philadelphia
National Limited (531)	2 10p	10 35a +1	Mo We Fr	✕ ☆	Thru
<b>TAMPA</b>	Dp BAL→	Ar TPA			
Silver Star (81)	12 29p	9 35a +1	Daily	✕ ☆	Thru
Meteor (83)	6 05p	2 30p +1	Daily	✕ ☆	Thru

## BOSTON to

Train Name (Number) First Train/Connection if any	Dp BOS→	Ar CHI	Freq.	Train Equip. First/Conn.	Conn. Point
<b>CHICAGO</b>					
Bay State (145)/ Broadway Limited (41)	10 45a	9 00a +1	Daily	♀ ☆ / ✕ ☆	New York
<b>MIAMI</b>	Dp BOS→	Ar MIA			
Southern Crescent (173)/Meteor (83)	9 30a	4 50p +1	Daily	✕ ☆ / ✕ ☆	New York
<b>ORLANDO</b>	Dp BOS→	Ar ORL			
Southern Crescent (173)/Meteor (83)	9 30a	12 01p +1	Daily	✕ ☆ / ✕ ☆	New York
<b>PITTSBURGH</b>	Dp BOS→	Ar PIT			
Bay State (145)/ Broadway Limited (41)	10 45a	1 42a +1	Daily	♀ ☆ / ✕ ☆	New York
<b>ST. LOUIS</b>	Dp BOS→	Ar STL			
Bunker Hill (165)/ National Limited (31)	8 30a	10 35a +1	Daily	♀ ☆ / ✕ ☆	New York
<b>TAMPA</b>	Dp BOS→	Ar TPA			
Southern Crescent (173)/Meteor (83)	9 30a	2 30p +1	Daily	✕ ☆ / ✕ ☆	New York

## CHICAGO to

Train Name (Number) First Train/Connection if any	Dp CHI→	Ar BAL	Freq.	Train Equip. First/Conn.	Conn. Point
<b>BALTIMORE</b>					
Broadway Limited (41)	4 00p	9 15a +1	Daily	✕ ☆	Thru
<b>BOSTON</b>	Dp CHI→	Ar BOS			
Broadway Limited (40)/ Bay State (140)	4 00p	4 40p +1	Daily	✕ ☆ / ♀ ☆	New York
<b>CINCINNATI</b>	Dp CHI→	Ar CIN			
George Washington (50)	1 50p	11 05p	Daily	✕ ☆	Thru
<b>DENVER</b>	Dp CHI→	Ar DEN			
San Francisco Zephyr (5)	4 30p	9 30a +1	Daily	✕ ☆	Thru

**NOTES:** See page 2 for explanation of other symbols.

## CHICAGO (cont'd) to

Train Name (Number) First Train/Connection if any	Dp CHI→	Ar DTW	Freq.	Train Equip. First/Conn.	Conn. Point
<b>DETROIT</b>					
Wolverine (360)	1030a	420p	Daily	∅ ☆	Thru
St. Clair (362)	415p	1005p	Daily	∅ ☆	Thru
<b>HOUSTON</b>					
Texas Chief (15)	300p	645p +1	Daily	✕ ☆	Thru
<b>KANSAS CITY</b>					
Chief (19)	930a	500p	Daily	✕ ☆	Thru
Texas Chief (15)	300p	1045p	Daily	✕ ☆	Thru
Super Chief-El Capitan (3)	630p	200a +1	Daily	✕ ☆	Thru
<b>LOS ANGELES</b>					
Chief (19)	930a	1135p +1	Daily	✕ ☆	Thru
Super Chief-El Capitan (3)	630p	900a +2	Daily	✕ ☆	Thru
<b>MIAMI</b>					
Floridian (52)	900p	105p +2	Daily	✕ ☆	Thru
<b>MILWAUKEE</b>					
(321)	830a	1002a	Daily	∅	Thru
North Coast Hiawatha (9)	1030a	1159a	Daily	✕ ☆	Thru
Abraham Lincoln (323)	130p	259p	Daily	✕ ☆	Thru
Empire Builder (7)	230p	359p	Daily	✕ ☆	Thru
(325)	430p	602p	Daily	∅	Thru
(327)	630p	802p	Daily	∅	Thru
Prairie State (329)	1030p	1159p	Daily	✕	Thru
<b>MINNEAPOLIS/ ST. PAUL</b>					
North Coast Hiawatha (9)	1030a	620p	Daily	✕ ☆	Thru
Empire Builder (7)	230p	1010p	Daily	✕ ☆	Thru
<b>NEW ORLEANS</b>					
Panama Limited (59)	415p	950a +1	Daily	✕ ☆	Thru
<b>NEW YORK</b>					
Broadway Limited (40)	400p	950a +1	Daily	✕ ☆	Thru
<b>ORLANDO</b>					
Floridian (52)	900p	710a +2	Daily	✕ ☆	Thru
<b>PHILADELPHIA</b>					
Broadway Limited (40)	400p	821a N +1	Daily	✕ ☆	Thru
<b>PITTSBURGH</b>					
Broadway Limited (40)	400p	106a +1	Daily	✕ ☆	Thru
<b>ST. LOUIS</b>					
Prairie State (301)	800a	138p	Daily	✕	Thru
Abraham Lincoln (303)	510p	1035p	Daily	✕ ☆	Thru

Continued on next column

NOTES: ∅ Snack or light meal and beverage service

✕ Food service (sit-down) and beverage service

☆ First class service. If a day train, parlor car service; if a night train, sleeping car service

## CHICAGO (cont'd) to

Train Name (Number) First Train/Connection if any	Dp CHI→	Ar SAN	Freq.	Train Equip. First/Conn.	Conn. Point
<b>SAN DIEGO</b>					
Super Chief-El Capitan (3)/ San Diegan (778)	630p	1255p +2	Daily	✕ ☆ / ∅	Los Angeles
<b>SAN FRANCISCO/ OAKLAND</b>					
San Francisco Zephyr (5)	430p	325p +2	Daily	✕ ☆	*Thru
*Time Shown Is Connecting Bus Arrival Time In San Francisco.					
Super Chief-El Capitan (3)/ Coast Daylight (13)	630p	850p +2	Daily	✕ ☆ / ✕	*Los Angeles
*Time Shown Is Connecting Bus Arrival Time In San Francisco.					
<b>SEATTLE</b>					
Empire Builder (7)	230p	1120a +2	Daily	✕ ☆	Thru
North Coast Hiawatha (9)	1030a	1120a +2	Mo We Sa	✕ ☆	Thru
<b>TAMPA</b>					
Floridian (52)	900p	230p +2	Daily	✕ ☆	Thru
<b>WASHINGTON</b>					
Broadway Limited (40)	400p	959a +1	Daily	✕ ☆	Thru
George Washington (50)	150p	120p +1	Daily	✕ ☆	Thru
<b>CINCINNATI to</b>					
Train Name (Number) First Train/Connection if any	Dp CIN→	Ar BAL	Freq.	Train Equip. First/Conn.	Conn. Point
<b>BALTIMORE</b>					
George Washington (50)/ Metroliner (116)	1125p	232p +1	Daily	✕ ☆ / ∅ ☆	Washington
<b>CHICAGO</b>					
James Whitcomb Riley (51)	740a	255p	Daily	✕ ☆	Thru
<b>DENVER</b>					
James Whitcomb Riley (51)/ San Francisco Zephyr (5)	740a	930a +1	Daily	✕ ☆ / ✕ ☆	Chicago
<b>LOS ANGELES</b>					
James Whitcomb Riley (51)/ Super Chief-El Capitan (3)	740a	900a +2	Daily	✕ ☆ / ✕ ☆	Chicago
<b>MILWAUKEE</b>					
James Whitcomb Riley (51)/(325)	740a	602p	Daily	✕ ☆ / ∅	Chicago
<b>NEW YORK</b>					
George Washington (50)/ Metroliner (116)	1125p	500p +1	Daily	✕ ☆ / ∅ ☆	Washington

NOTES: See page 2 for explanation of other symbols.

## CINCINNATI (cont'd) to

Train Name (Number) First Train/Connection if any	Dp CIN→	Ar ORL	Freq.	Train Equip. First/Conn.	Conn. Point
<b>ORLANDO</b>					
George Washington (50)/ Silver Star (81)	1125p	710a +2	Daily	✕☆/✕☆	Washington
<b>PHILADELPHIA</b>	Dp CIN→	Ar PHL			
George Washington (50)/ Metroliner (116)	1125p	343p T+1	Daily	✕☆/∅☆	Washington
<b>SAN FRANCISCO/ OAKLAND</b>	Dp CIN→	Ar SFO			
James Whitcomb Riley (51)/ San Francisco Zephyr (5)	740a	325p +2	Daily	✕☆/✕☆	*Chicago
*Time Shown Is Connecting Bus Arrival Time In San Francisco.					
<b>WASHINGTON</b>	Dp CIN→	Ar WAS			
George Washington (50)	1125p	120p +1	Daily	✕☆	Thru

## DENVER to

Train Name (Number) First Train/Connection if any	Dp DEN→	Ar	Freq.	Train Equip. First/Conn.	Conn. Point
<b>BALTIMORE</b>	Dp DEN→	Ar BAL			
San Francisco Zephyr (6)/ Broadway Limited (40)	430p	915a +2	Daily	✕☆/✕☆	Chicago
<b>CHICAGO</b>	Dp DEN→	Ar CHI			
San Francisco Zephyr (6)	430p	1045a +1	Daily	✕☆	Thru
<b>CINCINNATI</b>	Dp DEN→	Ar CIN			
San Francisco Zephyr (6)/ George Washington (50)	430p	1105p +1	Daily	✕☆/✕☆	Chicago
<b>DETROIT</b>	Dp DEN→	Ar DTW			
San Francisco Zephyr (6)/ St. Clair (362)	430p	1005p +1	Daily	✕☆/∅☆	Chicago
<b>MILWAUKEE</b>	Dp DEN→	Ar MKE			
San Francisco Zephyr (6)/ Abraham Lincoln (323)	430p	259p +1	Daily	✕☆/✕☆	Chicago
<b>NEW YORK</b>	Dp DEN→	Ar NYC			
San Francisco Zephyr (6)/ Broadway Limited (40)	430p	950a +2	Daily	✕☆/✕☆	Chicago
<b>PHILADELPHIA</b>	Dp DEN→	Ar PHL			
San Francisco Zephyr (6)/ Broadway Limited (40)	430p	821a N+2	Daily	✕☆/✕☆	Chicago

**NOTES:** ∅ Snack or light meal and beverage service  
 ✕ Food service (sit-down) and beverage service  
 ☆ First class service. If a day train, parlor car service;  
 if a night train, sleeping car service

## DENVER (cont'd) to

Train Name (Number) First Train/Connection if any	Dp DEN→	Ar	Freq.	Train Equip. First/Conn.	Conn. Point
<b>SAN FRANCISCO/ OAKLAND</b>	Dp DEN→	Ar SFO			
San Francisco Zephyr (5)	1000a	325p +1	Daily	✕☆	*Thru
*Time Shown Is Connecting Bus Arrival Time In San Francisco.					
<b>WASHINGTON</b>	Dp DEN→	Ar WAS			
San Francisco Zephyr (6)/ Broadway Limited (40)	430p	959a +2	Daily	✕☆/✕☆	Chicago

## DETROIT to

Train Name (Number) First Train/Connection if any	Dp DTW→	Ar	Freq.	Train Equip. First/Conn.	Conn. Point
<b>CHICAGO</b>	Dp DTW→	Ar CHI			
Wolverine (361)	845a	230p	Daily	∅☆	Thru
St. Clair (363)	230p	815p	Daily	∅☆	Thru
<b>DENVER</b>	Dp DTW→	Ar DEN			
Wolverine (361)/ San Francisco Zephyr (5)	845a	930a +1	Daily	∅☆/✕☆	Chicago
<b>HOUSTON</b>	Dp DTW→	Ar HOU			
Wolverine (361)/Texas Chief (15)	845a	645p +1	Daily	∅☆/✕☆	Chicago
<b>KANSAS CITY</b>	Dp DTW→	Ar MKC			
Wolverine (361)/Texas Chief (15)	845a	1045p	Daily	∅☆/✕☆	Chicago
<b>LOS ANGELES</b>	Dp DTW→	Ar LAX			
Wolverine (361)/ Super Chief-El Capitan (3)	845a	900a +2	Daily	∅☆/✕☆	Chicago
<b>MIAMI</b>	Dp DTW→	Ar MIA			
St. Clair (363)/Floridian (52)	230p	105p +2	Daily	∅☆/✕☆	Chicago
<b>MILWAUKEE</b>	Dp DTW→	Ar MKE			
Wolverine (361)/(325)	845a	602p	Daily	∅☆/∅	Chicago
St. Clair (363)/Prairie State (329)	230p	1159p	Daily	∅☆/✕	*Chicago
<b>NEW ORLEANS</b>	Dp DTW→	Ar NRL			
Wolverine (361)/Panama Limited (59)	845a	950a +1	Daily	∅☆/✕☆	Chicago
<b>ST. LOUIS</b>	Dp DTW→	Ar STL			
Wolverine (361)/ Abraham Lincoln (303)	845a	1035p	Daily	∅☆/✕☆	Chicago
<b>SAN FRANCISCO/ OAKLAND</b>	Dp DTW→	Ar SFO			
Wolverine (361)/ San Francisco Zephyr (5)	845a	325p +2	Daily	∅☆/✕☆	*Chicago
*Time Shown Is Connecting Bus Departure Time In San Francisco					

Continued on next column

**NOTES:** See page 2 for explanation of other symbols.

## DETROIT (cont'd) to

Train Name (Number) First Train/Connection if any	Dp DTW→	Ar TPA	Freq.	Train Equip. First/Conn.	Conn. Point
TAMPA					
St. Clair (363)/Floridian (52)	230p	935a +2	Daily	☽ ☆/✕ ☆	Chicago

## HOUSTON to

Train Name (Number) First Train/Connection if any	Dp HOU→	Ar CHI	Freq.	Train Equip. First/Conn.	Conn. Point
CHICAGO					
Texas Chief (16)	1220p	315p +1	Daily	✕ ☆	Thru

Train Name (Number) First Train/Connection if any	Dp HOU→	Ar DTW	Freq.	Train Equip. First/Conn.	Conn. Point
DETROIT					
Texas Chief (16)/St. Clair (362)	1220p	1005p +1	Daily	✕ ☆/☽ ☆	Chicago

Train Name (Number) First Train/Connection if any	Dp HOU→	Ar MKC	Freq.	Train Equip. First/Conn.	Conn. Point
KANSAS CITY					
Texas Chief (16)	1220p	650a +1	Daily	✕ ☆	Thru

Train Name (Number) First Train/Connection if any	Dp HOU→	Ar LAX	Freq.	Train Equip. First/Conn.	Conn. Point
LOS ANGELES					
Sunset Ltd (1)	950p	730a +2	Mo We Fr	✕ ☆	Thru

Train Name (Number) First Train/Connection if any	Dp HOU→	Ar MKE	Freq.	Train Equip. First/Conn.	Conn. Point
MILWAUKEE					
Texas Chief (16)/(325)	1220p	602p +1	Daily	✕ ☆/☽	Chicago

Train Name (Number) First Train/Connection if any	Dp HOU→	Ar NRL	Freq.	Train Equip. First/Conn.	Conn. Point
NEW ORLEANS					
Sunset Ltd (2)	1035a	700p	Tu Th Su	✕ ☆	Thru

Train Name (Number) First Train/Connection if any	Dp HOU→	Ar NYC	Freq.	Train Equip. First/Conn.	Conn. Point
NEW YORK					
Texas Chief (16)/ Broadway Limited (40)	1220p	950a +2	Daily	✕ ☆/✕ ☆	Chicago
Sunset Ltd (2)/ Southern Crescent (2)	1035a	1253p +2	Tu Th Su	✕ ☆	*Thru
*Thru Service For First Class Passengers Only.					

Train Name (Number) First Train/Connection if any	Dp HOU→	Ar SAN	Freq.	Train Equip. First/Conn.	Conn. Point
SAN DIEGO					
Sunset Ltd (1)/San Diegan (776)	950p	1055a +2	Mo We Fr	✕ ☆/	Los Angeles

Train Name (Number) First Train/Connection if any	Dp HOU→	Ar SFO	Freq.	Train Equip. First/Conn.	Conn. Point
SAN FRANCISCO/ OAKLAND					
Sunset Ltd (1)/Coast Daylight (13)	950p	850p +2	Mo We Fr	✕ ☆/✕	*Los Angeles
*Time Shown Is Connecting Bus Arrival Time In San Francisco.					

Train Name (Number) First Train/Connection if any	Dp HOU→	Ar WAS	Freq.	Train Equip. First/Conn.	Conn. Point
WASHINGTON					
Texas Chief (16)/ Broadway Limited (40)	1220p	959a +2	Daily	✕ ☆/✕ ☆	Chicago
Sunset Ltd (2)/ Southern Crescent (2)	1035a	815a +2	Tu Th Su	✕ ☆	*Thru
*Thru Service For First Class Passengers Only.					

**NOTES:** ☽ Snack or light meal and beverage service  
 ✕ Food service (sit-down) and beverage service  
 ☆ First class service. If a day train, parlor car service;  
 if a night train, sleeping car service

## KANSAS CITY to

Train Name (Number) First Train/Connection if any	Dp MKC→	Ar CHI	Freq.	Train Equip. First/Conn.	Conn. Point
CHICAGO					
Super Chief-El Capitan (4)	550a	130p	Daily	✕ ☆	Thru
Texas Chief (16)	705a	315p	Daily	✕ ☆	Thru
Chief (20)	1135p	730a +1	Daily	✕ ☆	Thru

Train Name (Number) First Train/Connection if any	Dp MKC→	Ar DTW	Freq.	Train Equip. First/Conn.	Conn. Point
DETROIT					
Texas Chief (16)/St. Clair (362)	705a	1005p	Daily	✕ ☆/☽ ☆	Chicago

Train Name (Number) First Train/Connection if any	Dp MKC→	Ar HOU	Freq.	Train Equip. First/Conn.	Conn. Point
HOUSTON					
Texas Chief (15)	1100p	645p +1	Daily	✕ ☆	Thru

Train Name (Number) First Train/Connection if any	Dp MKC→	Ar LAX	Freq.	Train Equip. First/Conn.	Conn. Point
LOS ANGELES					
Super Chief-El Capitan (3)	210a	900a +1	Daily	✕ ☆	Thru
Chief (19)	515p	1135p +1	Daily	✕ ☆	Thru

Train Name (Number) First Train/Connection if any	Dp MKC→	Ar MKE	Freq.	Train Equip. First/Conn.	Conn. Point
MILWAUKEE					
Super Chief-El Capitan (4)/ Empire Builder (7)	550a	359p	Daily	✕ ☆/✕ ☆	Chicago
Texas Chief (16)/(325)	705a	602p	Daily	✕ ☆/☽	Chicago
Chief (20)/(321)	1135p	959a	Daily	✕ ☆/☽	Chicago

Train Name (Number) First Train/Connection if any	Dp MKC→	Ar NYC	Freq.	Train Equip. First/Conn.	Conn. Point
NEW YORK					
Texas Chief (16)/ Broadway Limited (40)	705a	950a +1	Daily	✕ ☆/✕ ☆	Chicago
National Limited (30)	940a	155p +1	Daily	✕ ☆	Thru

Train Name (Number) First Train/Connection if any	Dp MKC→	Ar PHL	Freq.	Train Equip. First/Conn.	Conn. Point
PHILADELPHIA					
Texas Chief (16)/ Broadway Limited (40)	705a	821a N+1	Daily	✕ ☆/✕ ☆	Chicago
National Limited (30)	940a	1220p N+1	Daily	✕ ☆	Thru

Train Name (Number) First Train/Connection if any	Dp MKC→	Ar PIT	Freq.	Train Equip. First/Conn.	Conn. Point
PITTSBURGH					
Texas Chief (16)/ Broadway Limited (40)	705a	106a +1	Daily	✕ ☆/✕ ☆	Chicago
National Limited (30)	940a	445a +1	Daily	✕ ☆	Thru

Train Name (Number) First Train/Connection if any	Dp MKC→	Ar SDG	Freq.	Train Equip. First/Conn.	Conn. Point
SAN DIEGO					
Super Chief-El Capitan (3)/ San Diegan (778)	210a	1255p +2	Daily	✕ ☆/☽	Los Angeles

Train Name (Number) First Train/Connection if any	Dp MKC→	Ar STL	Freq.	Train Equip. First/Conn.	Conn. Point
ST. LOUIS					
National Limited (30)	940a	325p	Daily	✕ ☆	Thru

Train Name (Number) First Train/Connection if any	Dp MKC→	Ar WAS	Freq.	Train Equip. First/Conn.	Conn. Point
WASHINGTON					
Texas Chief (16)/ Broadway Limited (40)	705a	959a +1	Daily	✕ ☆/✕ ☆	Chicago
National Limited (30)/ Metroliner (111)	940a	229p +1	Daily	✕ ☆/☽	Philadelphia
National Limited (30)	940a	205p +1	Su Tu Th	✕ ☆	Thru

**NOTES:** See page 2 for explanation of other symbols.

## LOS ANGELES to

Train Name (Number) First Train/Connection if any	Dp LAX→	Ar	Freq.	Train Equip. First/Conn.	Conn. Point
<b>ATLANTA</b>					
Sunset Ltd (2)/ Southern Crescent (2)	900p	6 40p +3	Tu Fr Su	✕ ☆	*Thru
*Thru Service For First Class Passengers Only.					
<b>CHICAGO</b>					
Chief (20)	100p	7 30a +2	Daily	✕ ☆	Thru
Super Chief-El Capitan (4)	730p	1 30p +2	Daily	✕ ☆	Thru
<b>DETROIT</b>					
Texas Chief (16)/Wolverine (360)	100p	4 20p +2	Daily	✕ ☆ / ♀ ☆	Chicago
Super Chief-El Capitan (4)/ St. Clair (362)	730p	10 05p +2	Daily	✕ ☆ / ♀ ☆	Chicago
<b>HOUSTON</b>					
Sunset Ltd (2)	900p	10 15a +2	Tu Fr Su	✕ ☆	Thru
<b>KANSAS CITY</b>					
Chief (20)	100p	11 20p +1	Daily	✕ ☆	Thru
Super Chief-El Capitan (4)	730p	5 35a +2	Daily	✕ ☆	Thru
<b>MILWAUKEE</b>					
Chief (20)/(321)	100p	9 59a +2	Daily	✕ ☆ / ♀	Chicago
Super Chief-El Capitan (4)/ Empire Builder (7)	730p	3 59p +2	Daily	✕ ☆ / ✕ ☆	Chicago
<b>NEW ORLEANS</b>					
Sunset Ltd (2)	900p	7 00p +2	Tu Fr Su	✕ ☆	Thru
<b>NEW YORK</b>					
Super Chief-El Capitan (4)/ National Limited (30)	730p	1 55p +3	Daily	✕ ☆	Thru
Super Chief-El Capitan (4)/ Broadway Limited (40)	730p	9 50a +3	Daily	✕ ☆ / ✕ ☆	Chicago
Sunset Ltd (2)/ Southern Crescent (2)	900p	12 53p +4	Tu Fr Su	✕ ☆	*Thru
*Thru Service For First Class Passengers Only.					
<b>PHILADELPHIA</b>					
Super Chief-El Capitan (4)/ National Limited (30)	730p	12 20p N +3	Daily	✕ ☆	Thru
Super Chief-El Capitan (4)/ Broadway Limited (40)	730p	8 21a N +3	Daily	✕ ☆ / ✕ ☆	Chicago
Sunset Ltd (2)/ Southern Crescent (2)	900p	11 16a T +4	Tu Fr Su	✕ ☆	*Thru
*Thru Service For First Class Passengers Only.					
<b>PITTSBURGH</b>					
Super Chief-El Capitan (4)/ Broadway Limited (40)	730p	1 06a +3	Daily	✕ ☆ / ✕ ☆	Chicago
Super Chief-El Capitan (4)/ National Limited (30)	730p	4 45a +3	Daily	✕ ☆	Thru

NOTES: ♀ Snack or light meal and beverage service  
 ✕ Food service (sit-down) and beverage service  
 ☆ First class service. If a day train, parlor car service;  
 if a night train, sleeping car service

## LOS ANGELES (cont'd) to

Train Name (Number) First Train/Connection if any	Dp LAX→	Ar	Freq.	Train Equip. First/Conn.	Conn. Point
<b>ST. LOUIS</b>					
Super Chief-El Capitan (4)/ National Limited (30)	730p	3 25p +2	Daily	✕ ☆	Thru
<b>SAN DIEGO</b>					
San Diegan (776)	800a	10 55a	Daily		Thru
San Diegan (778)	1000a	12 55p	Daily	♀	Thru
San Diegan (774)	715p	10 10p	Daily	♀	Thru
<b>SAN FRANCISCO/ OAKLAND</b>					
Coast Daylight (13)	1005a	8 50p	Daily	✕	*Thru
*Time Shown Is Connecting Bus Arrival Time In San Francisco.					
<b>SEATTLE</b>					
Coast Daylight/Starlight (13)	1005a	5 20p +1	We Fr Su	✕ ☆	Thru
<b>WASHINGTON</b>					
Super Chief-El Capitan (4)/ Broadway Limited (40)	730p	9 59a +3	Daily	✕ ☆ / ✕ ☆	Chicago
Sunset Ltd (2)/ Southern Crescent (2)	900p	8 15a +4	Tu Fr Su	✕ ☆	*Thru
*Thru Service For First Class Passengers Only.					
<b>MIAMI to</b>					
Train Name (Number) First Train/Connection if any	Dp MIA→	Ar	Freq.	Train Equip. First/Conn.	Conn. Point
<b>BALTIMORE</b>					
Meteor (84)	9 10a	7 25a +1	Daily	✕ ☆	Thru
Silver Star (82)	12 15p	1 45p +1	Daily	✕ ☆	Thru
<b>BOSTON</b>					
Meteor (84)/Southern Crescent (172)	9 10a	5 50p +1	Daily	✕ ☆ / ✕ ☆	New York
Silver Star (82)/ Merchants Limited (182)	12 15p	9 35p +1	Sathru Th	✕ ☆ / ✕ ☆	New York
<b>CHICAGO</b>					
Floridian (53)	12 15p	6 00a +2	Daily	✕ ☆	Thru
<b>DETROIT</b>					
Floridian (82-53)/ Wolverine (360)	12 15p	4 20p +2	Daily	✕ ☆ / ♀ ☆	Chicago
<b>MILWAUKEE</b>					
Floridian (82-53)/(321)	12 15p	10 02a +2	Daily	✕ ☆ / ♀	Chicago
<b>NEW YORK</b>					
Meteor (84)	9 10a	10 55a +1	Daily	✕ ☆	Thru
Silver Star (82)	12 15p	4 55p +1	Daily	✕ ☆	Thru

NOTES: See page 2 for explanation of other symbols.

## MIAMI (cont'd) to

Train Name (Number) First Train/Connection if any	Dp MIA→	Ar PHL	Freq.	Train Equip. First/Conn.	Conn. Point
<b>PHILADELPHIA</b>					
Meteor (84)	9 10a	9 06a T+1	Daily	✕☆	Thru
Silver Star (82)	12 15p	3 14p T+1	Daily	✕☆	Thru
<b>WASHINGTON</b>					
Meteor (84)	9 10a	6 25a +1	Daily	✕☆	Thru
Silver Star (82)	12 15p	12 25p +1	Daily	✕☆	Thru

## MILWAUKEE to

Train Name (Number) First Train/Connection if any	Dp MKE→	Ar BAL	Freq.	Train Equip. First/Conn.	Conn. Point
<b>BALTIMORE</b>					
Empire Builder (8)/ Broadway Limited (40)	1 20p	9 15a +1	Daily	✕☆/✕☆	Chicago
<b>CHICAGO</b>					
Prairie State (320)	6 10a	7 42a	Daily	✕	Thru
(322)	7 20a	8 52a	Daily	∇	Thru
(324)	10 20a	11 52a	Daily	∇	Thru
Empire Builder (8)	1 20p	2 50p	Daily	✕☆	Thru
Abraham Lincoln (326)	3 20p	4 52p	Daily	✕☆	Thru
North Coast Hiawatha (10)	5 20p	6 50p	Daily	✕☆	Thru
(328)	7 20p	8 50p	Daily	∇	Thru
<b>CINCINNATI</b>					
(324)/George Washington (50)	10 20a	11 05p	Daily	∇/✕☆	Chicago
<b>DENVER</b>					
Empire Builder (8)/ San Francisco Zephyr (5)	1 20p	9 30a +1	Daily	✕☆/✕☆	Chicago
<b>DETROIT</b>					
(322)/Wolverine (360)	7 20a	4 20p	Daily	∇/∇☆	Chicago
Empire Builder (8)/St. Clair (362)	1 20p	10 05p	Daily	✕☆/∇☆	Chicago
<b>HOUSTON</b>					
(324)/Texas Chief (15)	10 20a	6 45p +1	Daily	∇/✕☆	Chicago
<b>KANSAS CITY</b>					
(322)/Chief (19)	7 20a	5 00p	Daily	∇☆/✕☆	Chicago
(324)/Texas Chief (15)	10 20a	10 45p	Daily	∇/✕☆	Chicago
Abraham Lincoln (326)/ Super Chief-EI Capitan (3)	3 20p	2 00a +1	Daily	✕☆/✕☆	Chicago
<b>LOS ANGELES</b>					
(322)/Chief (19)	7 20a	11 35p +1	Daily	∇/✕☆	Chicago
Abraham Lincoln (326)/ Super Chief-EI Capitan (3)	3 20p	9 00a +2	Daily	✕☆/✕☆	Chicago
<b>MIAMI</b>					
(328)/Floridian (52)	7 20p	1 05p +2	Daily	∇/✕☆	Chicago

Continued on next column

## MILWAUKEE (cont'd) to

Train Name (Number) First Train/Connection if any	Dp MKE→	Ar MSP	Freq.	Train Equip. First/Conn.	Conn. Point
<b>MINNEAPOLIS/ ST. PAUL</b>					
North Coast Hiawatha (9)	12 05p	6 20p	Daily	✕☆	Thru
Empire Builder (7)	4 05p	10 10p	Daily	✕☆	Thru
<b>NEW ORLEANS</b>					
Empire Builder (8)/ Panama Limited (59)	1 20p	9 50a +1	Daily	✕☆/✕☆	Chicago
<b>NEW YORK</b>					
Empire Builder (8)/ Broadway Limited (40)	1 20p	9 50a +1	Daily	✕☆/✕☆	Chicago
<b>ORLANDO</b>					
(328)/Floridian (52)	7 20p	7 10a +2	Daily	∇/✕☆	Chicago
<b>PHILADELPHIA</b>					
Empire Builder (8)/ Broadway Limited (40)	1 20p	8 21a N+1	Daily	✕☆/✕☆	Chicago
<b>PITTSBURGH</b>					
Empire Builder (8)/ Broadway Limited (40)	1 20p	1 06a +1	Daily	✕☆/✕☆	Chicago
<b>ST. LOUIS</b>					
Prairie State (320)	6 10a	1 38p	Daily	✕	Thru
Abraham Lincoln (326)	3 20p	10 35p	Daily	✕☆	Thru
<b>SAN FRANCISCO/ OAKLAND</b>					
Empire Builder (8)/ San Francisco Zephyr (5)	1 20p	3 25p +1	Daily	✕☆/✕☆	*Chicago
*Time Shown Is Connecting Bus Arrival Time In San Francisco.					
<b>SEATTLE</b>					
North Coast Hiawatha (9)	12 05p	11 20a +2	Mo We Sa	✕☆	Thru
Empire Builder (7)	4 05p	11 20a +2	Daily	✕☆	Thru
<b>TAMPA</b>					
(328)/Floridian (52)	7 20p	9 35a +2	Daily	∇/✕☆	Chicago
<b>WASHINGTON</b>					
Empire Builder (8)/ Broadway Limited (40)	1 20p	9 59a +1	Daily	✕☆/✕☆	Chicago
Empire Builder (8)/ George Washington (50)	1 20p	1 20p +1	Daily	✕☆/✕☆	Chicago

NOTES: See page 2 for explanation of other symbols.

NOTES: ∇ Snack or light meal and beverage service  
 ✕ Food service (sit-down) and beverage service  
 ☆ First class service. If a day train, parlor car service;  
 if a night train, sleeping car service

## MINNEAPOLIS/ST. PAUL to

Train Name (Number) First Train/Connection if any	Dp MSP→	Ar BAL	Freq.	Train Equip. First/Conn.	Conn. Point
<b>BALTIMORE</b>					
Empire Builder (8)/ Broadway Limited (40)	7 10a	9 15a +1	Daily	✕ ☆ / ✕ ☆	Chicago
<b>CHICAGO</b>	Dp MSP→	Ar CHI			
Empire Builder (8)	7 10a	2 50p	Daily	✕ ☆	Thru
North Coast Hiawatha (10)	11 00a	6 50p	Daily	✕ ☆	Thru
<b>DETROIT</b>	Dp MSP→	Ar DTW			
Empire Builder (8)/St. Clair (362)	7 10a	10 05p	Daily	✕ ☆ / ♯ ☆	Chicago
<b>MILWAUKEE</b>	Dp MSP→	Ar MKE			
Empire Builder (8)	7 10a	1 10p	Daily	✕ ☆	Thru
North Coast Hiawatha (10)	11 00a	5 10p	Daily	✕ ☆	Thru
<b>NEW YORK</b>	Dp MSP→	Ar NYC			
Empire Builder (8)/ Broadway Limited (40)	7 10a	9 50a +1	Daily	✕ ☆ / ✕ ☆	Chicago
<b>PHILADELPHIA</b>	Dp MSP→	Ar PHL			
Empire Builder (8)/ Broadway Limited (40)	7 10a	8 21a N +1	Daily	✕ ☆ / ✕ ☆	Chicago
<b>ST. LOUIS</b>	Dp MSP→	Ar STL			
Empire Builder (8)/ Abraham Lincoln (303)	7 10a	10 35p	Daily	✕ ☆ / ✕ ☆	Chicago
<b>SEATTLE</b>	Dp MSP→	Ar SEA			
North Coast Hiawatha (9)	7 00p	11 20a +2	Mo We Sa	✕ ☆	Thru
Empire Builder (7)	10 45p	11 20a +2	Daily	✕ ☆	Thru
<b>WASHINGTON</b>	Dp MSP→	Ar WAS			
Empire Builder (8)/ Broadway Limited (40)	7 10a	9 59a +1	Daily	✕ ☆ / ✕ ☆	Chicago

## NEW ORLEANS to

Train Name (Number) First Train/Connection if any	Dp NRL→	Ar ATL	Freq.	Train Equip. First/Conn.	Conn. Point
<b>ATLANTA</b>					
Southern Crescent (2)	7 00a	6 40p	Mo We Fr	✕ ☆	Thru
<b>CHICAGO</b>	Dp NRL→	Ar CHI			
Panama Limited (58)	4 00p	9 40a +1	Daily	✕ ☆	Thru
<b>DETROIT</b>	Dp NRL→	Ar DTW			
Panama Limited (58)/Wolverine (360)	4 00p	4 20p +1	Daily	✕ ☆ / ♯ ☆	Chicago
<b>HOUSTON</b>	Dp NRL→	Ar HOU			
Sunset Ltd (1)	1 00p	9 25p	Mo We Fr	✕ ☆	Thru

Continued on next column

## NEW ORLEANS (cont'd) to

Train Name (Number) First Train/Connection if any	Dp NRL→	Ar LAX	Freq.	Train Equip. First/Conn.	Conn. Point
<b>LOS ANGELES</b>					
Sunset Ltd (1)	1 00p	7 30a +2	Mo We Fr	✕ ☆	Thru
<b>MILWAUKEE</b>	Dp NRL→	Ar MKE			
Panama Limited (58)/ North Coast Hiawatha (9)	4 00p	11 59a +1	Daily	✕ ☆ / ✕ ☆	Chicago
<b>SAN DIEGO</b>	Dp NRL→	Ar SDG			
Sunset Ltd (1)/San Diegan (776)	1 00p	10 55a +2	Mo We Fr	✕ ☆ /	Los Angeles
<b>SAN FRANCISCO/ OAKLAND</b>	Dp NRL→	Ar SFO			
Sunset Ltd (1)/Coast Daylight (13)	1 00p	8 50p +2	Mo We Fr	✕ ☆ / ✕	*Los Angeles

\*Time Shown Is Connecting Bus Arrival Time In San Francisco.

## NEW YORK to

Train Name (Number) First Train/Connection if any	Dp NYC→	Ar ATL	Freq.	Train Equip. First/Conn.	Conn. Point
<b>ATLANTA</b>					
Metroliner (101)/Piedmont (5)	6 30a	12 55a +1	Mo thru Fr	♀ / ♀	Washington
Southern Crescent (1)	2 30p	8 30a +1	Daily	✕ ☆	Thru
<b>Metroliner (119)/ Southern Crescent (1)</b>	3 30p	8 30a +1	Daily	♀ ☆ / ✕ ☆	Washington
<b>CHICAGO</b>	Dp NYC→	Ar CHI			
Broadway Limited (41)	4 55p	9 00a +1	Daily	✕ ☆	Thru
<b>CINCINNATI</b>	Dp NYC→	Ar CIN			
Metroliner (117)/ James Whitcomb Riley (51)	2 28p	7 20a +1	Daily	♀ / ✕ ☆	Washington
<b>DENVER</b>	Dp NYC→	Ar DEN			
Broadway Limited (41)/ San Francisco Zephyr (5)	4 55p	9 30a +2	Daily	✕ ☆ / ✕ ☆	Chicago
<b>HOUSTON</b>	Dp NYC→	Ar HOU			
Broadway Limited (41)/ Texas Chief (15)	4 55p	6 45p +2	Daily	✕ ☆ / ✕ ☆	Chicago
Southern Crescent (1)/ Sunset Ltd (1)	2 30p	9 25p +2	We Fr Su	✕ ☆	*Thru

\*Thru Service For First Class Passengers Only.

## KANSAS CITY

Train Name (Number) First Train/Connection if any	Dp NYC→	Ar MKC	Freq.	Train Equip. First/Conn.	Conn. Point
National Limited (31)	1 35p	4 40p	Daily	✕ ☆	Thru
Broadway Limited (41)/Chief (19)	4 55p	5 00p +1	Daily	✕ ☆ / ✕ ☆	Chicago

## LOS ANGELES

Train Name (Number) First Train/Connection if any	Dp NYC→	Ar LAX	Freq.	Train Equip. First/Conn.	Conn. Point
National Limited (31)/Chief (19)	1 35p	11 35p +2	Daily	✕ ☆	Thru
Southern Crescent (1)/ Sunset Ltd (1)	2 30p	7 30a +4	Mo We Sa	✕ ☆	*Thru

\*Thru Service For First Class Passengers Only.

Train Name (Number) First Train/Connection if any	Dp NYC→	Ar LAX	Freq.	Train Equip. First/Conn.	Conn. Point
Broadway Limited (41)/ Super Chief-El Capitan (3)	4 55p	9 00a +3	Daily	✕ ☆ / ✕ ☆	Chicago

Continued on next column

NOTES: ♀ Snack or light meal and beverage service  
 ✕ Food service (sit-down) and beverage service  
 ☆ First class service. If a day train, parlor car service;  
 if a night train, sleeping car service

NOTES: See page 2 for explanation of other symbols.



## NEW YORK (cont'd) to

Train Name (Number) First Train/Connection if any	Dp NYC→	Ar MIA	Freq.	Train Equip. First/Conn.	Conn. Point
<b>MIAMI</b>					
Silver Star (81)	9 15a	1 05p +1	Daily	✕ ☆	Thru
Meteor (83)	2 40p	4 50p +1	Daily	✕ ☆	Thru
<b>MILWAUKEE</b>	Dp NYC→	Ar MKE			
Broadway Limited (41)/ North Coast Hiawatha (9)	4 55p	11 59a +1	Daily	✕ ☆/✕ ☆	Chicago
<b>MINNEAPOLIS/ ST. PAUL</b>	Dp NYC→	Ar MSP			
Broadway Limited (41)/ North Coast Hiawatha (9)	4 55p	6 20p +1	Daily	✕ ☆/✕ ☆	Chicago
<b>ORLANDO</b>	Dp NYC→	Ar ORL			
Silver Star (81)	9 15a	7 10a +1	Daily	✕ ☆	Thru
Meteor (83)	2 40p	12 01p +1	Daily	✕ ☆	Thru
<b>PITTSBURGH</b>	Dp NYC→	Ar PIT			
Broadway Limited (41)	4 55p	1 42a +1	Daily	✕ ☆	Thru
<b>ST. LOUIS</b>	Dp NYC→	Ar STL			
National Limited (31)	1 35p	10 35a +1	Daily	✕ ☆	Thru
<b>SAN FRANCISCO/ OAKLAND</b>	Dp NYC→	Ar SFO			
Broadway Limited (41)/ San Francisco Zephyr (5)	4 55p	3 25p +3	Daily	✕ ☆/✕ ☆	*Chicago
*Time Shown Is Connecting Bus Arrival Time In San Francisco					
<b>SEATTLE</b>	Dp NYC→	Ar SEA			
Broadway Limited (41)/ North Coast Hiawatha (9)	4 55p	11 20a +3	Su Tu Fr	✕ ☆/✕ ☆	Chicago
Broadway Limited (41)/ Empire Builder (7)	4 55p	11 20a +3	Daily	✕ ☆/✕ ☆	Chicago
<b>TAMPA</b>	Dp NYC→	Ar TPA			
Silver Star (81)	9 15a	9 35a +1	Daily	✕ ☆	Thru
Meteor (83)	2 40p	2 30p +1	Daily	✕ ☆	Thru

## ORLANDO to

Train Name (Number) First Train/Connection if any	Dp ORL→	Ar BAL	Freq.	Train Equip. First/Conn.	Conn. Point
<b>BALTIMORE</b>					
Meteor (84)	12 45p	7 25a +1	Daily	✕ ☆	Thru
Silver Star (82)	5 40p	1 45p +1	Daily	✕ ☆	Thru
<b>BOSTON</b>	Dp ORL→	Ar BOS			
Meteor (84)/Southern Crescent (172)	12 45p	5 50p +1	Daily	✕ ☆/✕ ☆	New York
Silver Star (82)/ Merchants Limited (182)	5 40p	9 35p +1	Sa thru Th	✕ ☆/✕ ☆	New York

Continued on next column

NOTES: ☐ Snack or light meal and beverage service  
 ✕ Food service (sit-down) and beverage service  
 ☆ First class service. If a day train, parlor car service;  
 if a night train, sleeping car service

## ORLANDO (cont'd) to

Train Name (Number) First Train/Connection if any	Dp ORL→	Ar CHI	Freq.	Train Equip. First/Conn.	Conn. Point
<b>CHICAGO</b>					
Floridian (53)	5 40p	6 00a +2	Daily	✕ ☆	Thru
<b>CINCINNATI</b>	Dp ORL→	Ar CIN			
Silver Star (82)/ James Whitcomb Riley (51)	5 40p	7 20a +2	Daily	✕ ☆/✕ ☆	Washington
<b>MILWAUKEE</b>	Dp ORL→	Ar MKE			
Floridian (53)/(321)	5 40p	10 02a +2	Daily	✕ ☆/☐	Chicago
<b>NEW YORK</b>	Dp ORL→	Ar NYC			
Meteor (84)	12 45p	10 55a +1	Daily	✕ ☆	Thru
Silver Star (82)	5 40p	4 55p +1	Daily	✕ ☆	Thru
<b>PHILADELPHIA</b>	Dp ORL→	Ar PHL			
Meteor (84)	12 45p	9 06a T	Daily	✕ ☆	Thru
Silver Star (82)	5 40p	3 14p T	Daily	✕ ☆	Thru
<b>WASHINGTON</b>	Dp ORL→	Ar WAS			
Meteor (84)	12 45p	6 25a +1	Daily	✕ ☆	Thru
Silver Star (82)	5 40p	12 25p +1	Daily	✕ ☆	Thru

## PHILADELPHIA to

Train Name (Number) First Train/Connection if any	Dp PHL→	Ar ATL	Freq.	Train Equip. First/Conn.	Conn. Point
<b>ATLANTA</b>					
Night Owl (169)/Piedmont (5)	6 15a T	12 55a +1	Mo thru Sa	☐ ☆/☐	Washington
Metroliner (101)/Piedmont (5)	7 50a T	12 55a +1	Mo thru Fr	☐/☐	Washington
Southern Crescent (173)	4 10p T	8 30a +1	Daily	✕ ☆	Thru
Metroliner (119)/ Southern Crescent (1)	4 43p T	8 30a +1	Daily	☐ ☆/✕ ☆	Washington
<b>CHICAGO</b>	Dp PHL→	Ar CHI			
Broadway Limited (41)	6 23p N	9 00a +1	Daily	✕ ☆	Thru
<b>CINCINNATI</b>	Dp PHL→	Ar CIN			
Metroliner (117)/ James Whitcomb Riley (51)	3 41p T	7 20a +1	Daily	☐/✕ ☆	Washington
<b>DENVER</b>	Dp PHL→	Ar DEN			
Broadway Limited (41)/ San Francisco Zephyr (5)	6 23p N	9 30a +2	Daily	✕ ☆/✕ ☆	Chicago
<b>KANSAS CITY</b>	Dp PHL→	Ar MKC			
National Limited (31)	3 08p N	4 40p +1	Daily	✕ ☆	Thru
Broadway Limited (41)/Chief (19)	6 23p N	5 00p +1	Daily	✕ ☆/✕ ☆	Chicago
<b>LOS ANGELES</b>	Dp PHL→	Ar LAX			
National Limited (31)/Chief (19)	3 08p N	11 35p +2	Daily	✕ ☆	Thru

Continued on next column

NOTES: See page 2 for explanation of other symbols.

## PHILADELPHIA (cont'd) to

Train Name (Number) First Train/Connection if any	Freq.	Train Equip. First/Conn.	Conn. Point
<b>LOS ANGELES (cont'd)</b>			
Sunset Ltd (1)/ Southern Crescent (173)	4 10p T	7 30a +4	Mo We Sa *Thru
*Thru Service For First Class Passengers Only.			
Broadway Limited (41)/ Super Chief-El Capitan (3)	6 23p N	9 00a +3	Daily *☆/×☆ Chicago
<b>MIAMI</b>			
	Dp PHL→	Ar MIA	
Silver Star (82)	10 58a T	1 05p +1	Daily *☆ Thru
Meteor (84)	4 25p T	4 50p +1	Daily *☆ Thru
<b>MILWAUKEE</b>			
	Dp PHL→	Ar MKE	
Broadway Limited (41)/ North Coast Hiawatha (9)	6 23p N	11 59a +1	Daily *☆/×☆ Chicago
<b>MINNEAPOLIS/ ST. PAUL</b>			
	Dp PHL→	Ar MSP	
Broadway Limited (41)/ North Coast Hiawatha (9)	6 23p N	6 20p +1	Daily *☆/×☆ Chicago
<b>ORLANDO</b>			
	Dp PHL→	Ar ORL	
Silver Star (82)	10 58a T	7 10a +1	Daily *☆ Thru
Meteor (84)	4 25p T	12 01p +1	Daily *☆ Thru
<b>PITTSBURGH</b>			
	Dp PHL→	Ar PIT	
National Limited (31)	3 08p N	10 45p	Daily *☆ Thru
Broadway Limited (41)	6 23p N	1 42a +1	Daily *☆ Thru
<b>ST. LOUIS</b>			
	Dp PHL→	Ar STL	
National Limited (31)	3 08p N	10 35a +1	Daily *☆ Thru
<b>SAN FRANCISCO/ OAKLAND</b>			
	Dp PHL→	Ar SFO	
Broadway Limited (41)/ San Francisco Zephyr (5)	6 23p N	3 25p +3	Daily *☆/×☆ *Chicago
*Time Shown Is Connecting Bus Arrival Time In San Francisco			
<b>SEATTLE</b>			
	Dp PHL→	Ar SEA	
Broadway Limited (41)/ North Coast Hiawatha (9)	6 23p N	11 20a +3	Su Tu Fr *☆/×☆ Chicago
Broadway Limited (41)/ Empire Builder (7)	6 23p N	11 20a +3	Daily *☆/×☆ Chicago
<b>TAMPA</b>			
	Dp PHL→	Ar TPA	
Silver Star (82)	10 58a T	9 35a +1	Daily *☆ Thru
Meteor (84)	4 25p T	2 30p +1	Daily *☆ Thru

**NOTES:** ☐ Snack or light meal and beverage service  
 × Food service (sit-down) and beverage service  
 ☆ First class service. If a day train, parlor car service;  
 if a night train, sleeping car service

## PITTSBURGH to

Train Name (Number) First Train/Connection if any	Freq.	Train Equip. First/Conn.	Conn. Point
<b>BOSTON</b>			
	Dp PIT→	Ar BOS	
Broadway Limited (40)/ Bay State (140)	1 06a	4 40p	Daily *☆/☐☆ New York
<b>CHICAGO</b>			
	Dp PIT→	Ar CHI	
Broadway Limited (41)	1 42a	9 00a	Daily *☆ Thru
<b>KANSAS CITY</b>			
	Dp PIT→	Ar MKC	
National Limited (31)	10 45p	4 40p +1	Daily *☆ Thru
<b>LOS ANGELES</b>			
	Dp PIT→	Ar LAX	
National Limited (31)/Chief (19)	10 45p	11 35p +2	Daily *☆ Thru
Broadway Limited (41)/Chief (19)	1 42a	11 35p +1	Daily *☆/×☆ Chicago
<b>MILWAUKEE</b>			
	Dp PIT→	Ar MKE	
Broadway Limited (41)/ North Coast Hiawatha (9)	1 42a	11 59a	Daily *☆/×☆ Chicago
<b>NEW YORK</b>			
	Dp PIT→	Ar NYC	
Broadway Limited (40)	1 06a	9 50a	Daily *☆ Thru
National Limited (30)	4 45a	1 55p	Daily *☆ Thru
<b>PHILADELPHIA</b>			
	Dp PIT→	Ar PHL	
Broadway Limited (40)	1 06a	8 21a N	Daily *☆ Thru
National Limited (30)	4 45a	12 20p N	Daily *☆ Thru
<b>ST. LOUIS</b>			
	Dp PIT→	Ar STL	
National Limited (31)	10 45p	10 35a +1	Daily *☆ Thru
<b>ST. LOUIS to</b>			
Train Name (Number) First Train/Connection if any	Freq.	Train Equip. First/Conn.	Conn. Point
<b>BALTIMORE</b>			
	Dp STL→	Ar BAL	
National Limited (30)	3 45p	1 20p +1	Su Tu Th *☆ Thru
National Limited (30)/ Metroliner (111)	3 45p	1 57p +1	Daily *☆/☐☆ Philadelphia
<b>BOSTON</b>			
	Dp STL→	Ar BOS	
National Limited (30)/ Narragansett (162)	3 45p	6 50p +1	Daily *☆/☐☆ New York
<b>CHICAGO</b>			
	Dp STL→	Ar CHI	
Abraham Lincoln (302)	8 00a	1 20p	Daily *☆ Thru
Prairie State (304)	4 40p	10 05p	Daily *☆ Thru
<b>DETROIT</b>			
	Dp STL→	Ar DTW	
Abraham Lincoln (302)/St. Clair (362)	8 00a	10 05p	Daily *☆/☐☆ Chicago
<b>KANSAS CITY</b>			
	Dp STL→	Ar MKC	
National Limited (31)	10 55a	4 40p	Daily *☆ Thru

**NOTES:** See page 2 for explanation of other symbols.

Continued on next column

## ST. LOUIS (cont'd) to

Train Name (Number) First Train/Connection if any	Dp STL→	Ar LAX	Freq.	Train Equip. First/Conn.	Conn. Point
<b>LOS ANGELES</b>					
National Limited (31)/Chief (19)	1055a	1135p +1	Daily	✕ ☆	Thru
<b>MILWAUKEE</b>					
	Dp STL→	Ar MKE			
Abraham Lincoln (302)	800a	259p	Daily	✕ ☆	Thru
Prairie State (304)	440p	1159p	Daily	✕	Thru
<b>MINNEAPOLIS/ ST. PAUL</b>					
	Dp STL→	Ar MSP			
Abraham Lincoln (302)/ Empire Builder (7)	800a	1010p	Daily	✕ ☆/✕ ☆	Chicago
<b>NEW YORK</b>					
	Dp STL→	Ar NYC			
National Limited (30)	345p	155p +1	Daily	✕ ☆	Thru
<b>PHILADELPHIA</b>					
	Dp STL→	Ar PHL			
National Limited (30)	345p	1220p N +1	Daily	✕ ☆	Thru
<b>PITTSBURGH</b>					
	Dp STL→	Ar PIT			
National Limited (30)	345p	445a +1	Daily	✕ ☆	Thru
<b>WASHINGTON</b>					
	Dp STL→	Ar WAS			
National Limited (30)	345p	205p +1	Su Tu Th	✕ ☆	Thru
National Limited (30)/ Metroliner (111)	345p	229p +1	Daily	✕ ☆/∇	Philadelphia

## SAN DIEGO to

Train Name (Number) First Train/Connection if any	Dp SDG→	Ar CHI	Freq.	Train Equip. First/Conn.	Conn. Point
<b>CHICAGO</b>					
San-Diegan (773)/Chief (20)	700a	730a +2	Daily	∇/✕ ☆	Los Angeles
San Diegan (777)/ Super Chief-El Capitan (4)	400p	130p +2	Daily	∇/✕ ☆	Los Angeles
<b>HOUSTON</b>					
	Dp SDG→	Ar HOU			
San Diegan (777)/Sunset Ltd (2)	400p	1015a +2	Tu Fr Su	∇/✕ ☆	Los Angeles
<b>LOS ANGELES</b>					
	Dp SDG→	Ar LAX			
San Diegan (773)	700a	945a	Daily	∇	Thru
San Diegan (777)	400p	655p	Daily	∇	Thru
San Diegan (775)	645p	940p	Daily		Thru
<b>NEW ORLEANS</b>					
	Dp SDG→	Ar NRL			
San Diegan (777)/Sunset Ltd (2)	400p	700p +2	Tu Fr Su	∇/✕ ☆	Los Angeles
<b>SAN FRANCISCO/ OAKLAND</b>					
	Dp SDG→	Ar SFO			
San Diegan (773)/Coast Daylight (13)	700a	850p	Daily	∇ ☆/✕ ☆	Los Angeles
*Time Shown Is Connecting Bus Arrival Time In San Francisco.					
<b>SEATTLE</b>					
	Dp SDG→	Ar SEA			
San Diegan (773)/ Coast Daylight-Starlight (13)	700a	520p +1	We Fr Su	∇/✕ ☆	Los Angeles

NOTES: ∇: Snack or light meal and beverage service  
 ✕: Food service (sit-down) and beverage service  
 ☆: First class service. If a day train, parlor car service,  
 if a night train, sleeping car service

## SAN FRANCISCO/OAKLAND to

Train Name (Number) First Train/Connection if any	Dp SFO→	Ar CHI	Freq.	Train Equip. First/Conn.	Conn. Point
<b>CHICAGO</b>					
San Francisco Zephyr (6)	900a*	1045a +2	Daily	✕ ☆	Thru
Coast Daylight (12)/ *Time Shown Is Connecting Bus Departure Time In San Francisco					
Super Chief-El Capitan (4)	815a*	130p +2	Daily	✕/✕ ☆	Los Angeles
*Time Shown Is Connecting Bus Departure Time In San Francisco					
<b>CINCINNATI</b>					
	Dp SFO→	Ar CIN			
San Francisco Zephyr (6)/ George Washington (50)	900a*	1105p +2	Daily	✕ ☆/✕ ☆	Chicago
*Time Shown Is Connecting Bus Departure Time In San Francisco					
<b>DENVER</b>					
	Dp SFO→	Ar DEN			
San Francisco Zephyr (6)	900a*	400p +1	Daily	✕ ☆	Thru
*Time Shown Is Connecting Bus Departure Time In San Francisco					
<b>DETROIT</b>					
	Dp SFO→	Ar DTW			
San Francisco Zephyr (6)/ St. Clair (362)	900a*	1005p +2	Daily	✕ ☆/∇ ☆	Chicago
*Time Shown Is Connecting Bus Departure Time In San Francisco					
<b>HOUSTON</b>					
	Dp SFO→	Ar HOU			
Coast Daylight (12)/Sunset Ltd (2)	815a*	1015a +2	We Fr Su	✕/✕ ☆	Los Angeles
*Time Shown Is Connecting Bus Departure Time In San Francisco					
<b>LOS ANGELES</b>					
	Dp SFO→	Ar LAX			
Coast Daylight (12)	815a*	655p	Daily	✕	Thru
*Time Shown Is Connecting Bus Departure Time In San Francisco					
<b>MILWAUKEE</b>					
	Dp SFO→	Ar MKE			
San Francisco Zephyr (6)/ Abraham Lincoln (323)	900a*	259p +2	Daily	✕ ☆/✕ ☆	Chicago
*Time Shown Is Connecting Bus Departure Time In San Francisco					
<b>NEW ORLEANS</b>					
	Dp SFO→	Ar NRL			
Coast Daylight (12)/Sunset Ltd (2)	815a*	700p +2	We Fr Su	✕/✕ ☆	Los Angeles
*Time Shown Is Connecting Bus Departure Time In San Francisco					
<b>NEW YORK</b>					
	Dp SFO→	Ar NYC			
San Francisco Zephyr (6)/ Broadway Limited (40)	900a*	950a +3	Daily	✕ ☆/✕ ☆	Chicago
*Time Shown Is Connecting Bus Departure Time In San Francisco					
<b>PHILADELPHIA</b>					
	Dp SFO→	Ar PHL			
San Francisco Zephyr (6)/ Broadway Limited (40)	900a*	821a N +3	Daily	✕ ☆/✕ ☆	Chicago
*Time Shown Is Connecting Bus Departure Time In San Francisco					
<b>SAN DIEGO</b>					
	Dp SFO→	Ar SDG			
Coast Daylight (12)/San Diegan (774)	815a*	1010p	Daily	✕/∇	Los Angeles
*Time Shown Is Connecting Bus Departure Time In San Francisco					
<b>SEATTLE</b>					
	Dp SFO→	Ar SEA			
Coast Starlight (14)	820p*	520p +1	We Fr Su	✕ ☆	Thru
*Time Shown Is Connecting Bus Departure Time In San Francisco					

NOTES: See page 2 for explanation of other symbols.

Continued on next column

## SAN FRANCISCO/OAKLAND (cont'd) to TAMPA to

Train Name (Number) First Train/Connection if any	Dp SFO→	Ar WAS	Freq.	Train Equip. First/Conn.	Conn. Point
Washington					
San Francisco Zephyr (6)/ Broadway Limited (40)	900a*	959a +3	Daily	✕ ☆/✕ ☆	Chicago
*Time Shown Is Connecting Bus Departure Time In San Francisco					

## SEATTLE to

Train Name (Number) First Train/Connection if any	Dp SEA→	Ar CHI	Freq.	Train Equip. First/Conn.	Conn. Point
Chicago					
Empire Builder (8)	200p	250p +2	Daily	✕ ☆	Thru
North Coast Hiawatha (10)	200p	650p +2	Mo We Fr	✕ ☆	Thru

Train Name (Number) First Train/Connection if any	Dp SEA→	Ar DTW	Freq.	Train Equip. First/Conn.	Conn. Point
Detroit					
Empire Builder (8)/ St. Clair (362)	200p	1005p +2	Daily	✕ ☆/∇ ☆	Chicago

Train Name (Number) First Train/Connection if any	Dp SEA→	Ar LAX	Freq.	Train Equip. First/Conn.	Conn. Point
Los Angeles					
Coast Daylight-Starlight (11-12)	1150a	655p +1	Mo Th Sa	✕ ☆	Thru

Train Name (Number) First Train/Connection if any	Dp SEA→	Ar MKE	Freq.	Train Equip. First/Conn.	Conn. Point
Milwaukee					
Empire Builder (8)	200p	110p +2	Daily	✕ ☆	Thru
North Coast Hiawatha (10)	200p	510p +2	Mo We Fr	✕ ☆	Thru

Train Name (Number) First Train/Connection if any	Dp SEA→	Ar MSP	Freq.	Train Equip. First/Conn.	Conn. Point
Minneapolis/ St. Paul					
Empire Builder (8)	200p	630a +2	Daily	✕ ☆	Thru
North Coast Hiawatha (10)	200p	930a +2	Mo We Fr	✕ ☆	Thru

Train Name (Number) First Train/Connection if any	Dp SEA→	Ar NYC	Freq.	Train Equip. First/Conn.	Conn. Point
New York					
Empire Builder (8)/ Broadway Limited (40)	200p	950a +3	Daily	✕ ☆/✕ ☆	Chicago

Train Name (Number) First Train/Connection if any	Dp SEA→	Ar PHL	Freq.	Train Equip. First/Conn.	Conn. Point
Philadelphia					
Empire Builder (8)/ Broadway Limited (40)	200p	821a N+3	Daily	✕ ☆/✕ ☆	Chicago

Train Name (Number) First Train/Connection if any	Dp SEA→	Ar SDG	Freq.	Train Equip. First/Conn.	Conn. Point
San Diego					
Coast Daylight (12)/ San Diegan (774)	1150a	1010p +1	Mo Th Sa	✕ ☆/∇	Los Angeles

Train Name (Number) First Train/Connection if any	Dp SEA→	Ar SFO	Freq.	Train Equip. First/Conn.	Conn. Point
San Francisco/ Oakland					
Coast Starlight (11)	1150a	845a +1	Mo Th Sa	✕ ☆	*Thru
*Time Shown Is Connecting Bus Arrival Time In San Francisco					

Train Name (Number) First Train/Connection if any	Dp SEA→	Ar WAS	Freq.	Train Equip. First/Conn.	Conn. Point
Washington					
Empire Builder (8)/ Broadway Limited (40)	200p	959a +3	Daily	✕ ☆/✕ ☆	Chicago

Train Name (Number) First Train/Connection if any	Dp TPA→	Ar BAL	Freq.	Train Equip. First/Conn.	Conn. Point
Baltimore					
Meteor (84)	1055a	725a +1	Daily	✕ ☆	Thru
Silver Star (82)	310p	145p +1	Daily	✕ ☆	Thru

Train Name (Number) First Train/Connection if any	Dp TPA→	Ar BOS	Freq.	Train Equip. First/Conn.	Conn. Point
Boston					
Meteor (84)/Southern Crescent (172)	1055a	550p +1	Daily	✕ ☆/✕ ☆	New York
Silver Star (82)/ Merchants Limited (182)	310p	935p +1	Sa thru Th	✕ ☆/✕ ☆	New York

Train Name (Number) First Train/Connection if any	Dp TPA→	Ar CHI	Freq.	Train Equip. First/Conn.	Conn. Point
Chicago					
Floridian (53)	310p	600a +2	Daily	✕ ☆	Thru

Train Name (Number) First Train/Connection if any	Dp TPA→	Ar DTW	Freq.	Train Equip. First/Conn.	Conn. Point
Detroit					
Floridian (53)/ Wolverine (360)	310p	420p +2	Daily	✕ ☆/∇ ☆	Chicago

Train Name (Number) First Train/Connection if any	Dp TPA→	Ar MKE	Freq.	Train Equip. First/Conn.	Conn. Point
Milwaukee					
Floridian (53)/(321)	310p	1002a +2	Daily	✕ ☆/∇	Chicago

Train Name (Number) First Train/Connection if any	Dp TPA→	Ar NYC	Freq.	Train Equip. First/Conn.	Conn. Point
New York					
Meteor (84)	1055a	1055a +1	Daily	✕ ☆	Thru
Silver Star (82)	310p	455p +1	Daily	✕ ☆	Thru

Train Name (Number) First Train/Connection if any	Dp TPA→	Ar PHL	Freq.	Train Equip. First/Conn.	Conn. Point
Philadelphia					
Meteor (84)	1055a	906a T+1	Daily	✕ ☆	Thru
Silver Star (82)	310p	314p T+1	Daily	✕ ☆	Thru

Train Name (Number) First Train/Connection if any	Dp TPA→	Ar WAS	Freq.	Train Equip. First/Conn.	Conn. Point
Washington					
Meteor (84)	1055a	625a +1	Daily	✕ ☆	Thru
Silver Star (82)	310p	1225p +1	Daily	✕ ☆	Thru

## WASHINGTON to

Train Name (Number) First Train/Connection if any	Dp WAS→	Ar ATL	Freq.	Train Equip. First/Conn.	Conn. Point
Atlanta					
Southern Crescent (1)	700p	830a +1	Daily	✕ ☆	Thru
Piedmont (5)	945a	1255a +1	Daily	∇	Thru

Train Name (Number) First Train/Connection if any	Dp WAS→	Ar CHI	Freq.	Train Equip. First/Conn.	Conn. Point
Chicago					
Broadway Limited (541)	440p	900a +1	Daily	✕ ☆	Thru
James Whitcomb Riley (51)	550p	255p +1	Daily	✕ ☆	Thru

Train Name (Number) First Train/Connection if any	Dp WAS→	Ar CIN	Freq.	Train Equip. First/Conn.	Conn. Point
Cincinnati					
James Whitcomb Riley (51)	550p	720a +1	Daily	✕ ☆	Thru

Train Name (Number) First Train/Connection if any	Dp WAS→	Ar DEN	Freq.	Train Equip. First/Conn.	Conn. Point
Denver					
Broadway Limited (541)/ San Francisco Zephyr (5)	440p	930a +2	Daily	✕ ☆/✕ ☆	Chicago
James Whitcomb Riley (51)/ San Francisco Zephyr (5)	550p	930a +2	Daily	✕ ☆/✕ ☆	Chicago

Continued on next column

NOTES: ∇ Snack or light meal and beverage service  
 ✕ Food service (sit-down) and beverage service  
 ☆ First class service. If a day train, parlor car service;  
 if a night train, sleeping car service

NOTES: See page 2 for explanation of other symbols.

## WASHINGTON (cont'd) to

Train Name (Number) First Train/Connection if any	Dp WAS→	Ar HOU	Freq.	Train Equip. First/Conn.	Conn. Point
<b>HOUSTON</b>					
Broadway Limited (541)/ Texas Chief (15)	4 40p	6 45p +2	Daily	✕☆/✕☆	Chicago
Southern Crescent (1)/ Sunset Ltd (1)	7 00p	9 25p +2	Mo We Sa	✕☆	*Thru
*Thru Service For First Class Passengers Only					
<b>KANSAS CITY</b>					
Dp WAS→	Ar MKC				
<b>Metroliner (114)/</b>					
National Limited (31)	1 00p	4 40p +1	Daily	∇/✕☆	Philadelphia
National Limited (531)	1 25p	4 40p +1	Mo We Fr	✕☆	Thru
<b>LOS ANGELES</b>					
Dp WAS→	Ar LAX				
Broadway Limited (541)/Chief (19)	4 40p	11 35p +2	Daily	✕☆/✕☆	Chicago
National Limited (531)/Chief (19)	1 25p	11 35p +2	Mo We Fr	✕☆/✕☆	Kansas City
Southern Crescent (1)/ Sunset Ltd (1)	7 00p	7 30a +4	Daily	✕☆	*Thru
*Thru Service For First Class Passengers Only					
<b>MIAMI</b>					
Dp WAS→	Ar MIA				
Silver Star (81)	1 30p	1 05p +1	Daily	✕☆	Thru
Meteor (83)	7 05p	4 50p +1	Daily	✕☆	Thru
<b>MILWAUKEE</b>					
Dp WAS→	Ar MKE				
Broadway Limited (541)/ North Coast Hiawatha (9)	4 40p	11 59a +1	Daily	✕☆/✕☆	Chicago
James Whitcomb Riley (51)/(325)	5 50p	6 02p +1	Daily	✕☆/∇	Chicago

Continued on next column

## WASHINGTON (cont'd) to

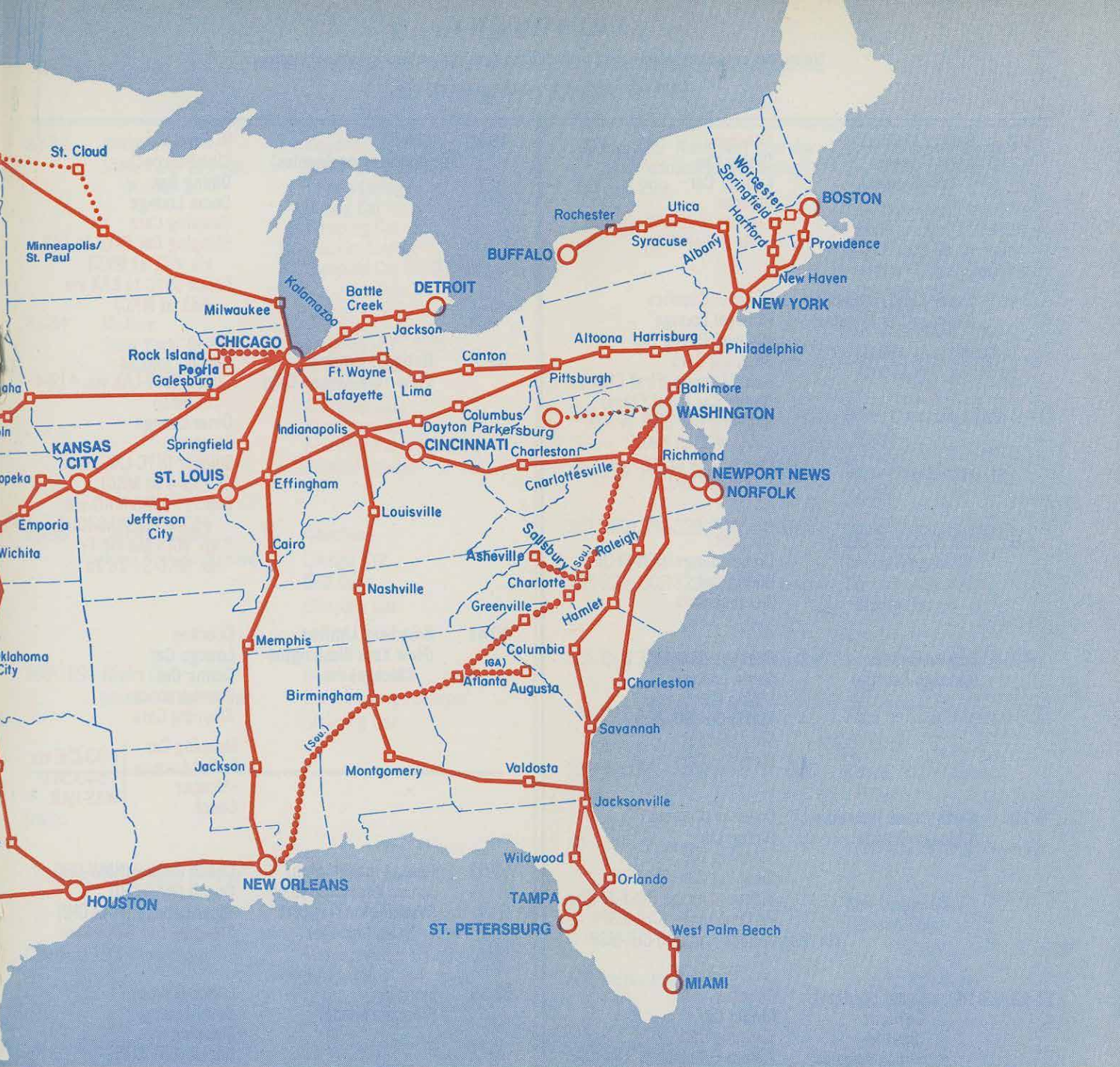
Train Name (Number) First Train/Connection if any	Dp WAS→	Ar MSP	Freq.	Train Equip. First/Conn.	Conn. Point
<b>MINNEAPOLIS/ ST. PAUL</b>					
Broadway Limited (541)/ North Coast Hiawatha (9)	4 40p	6 20p +1	Daily	✕☆/✕☆	Chicago
<b>ORLANDO</b>					
Dp WAS→	Ar ORL				
Silver Star (81)	1 30p	7 10a +1	Daily	✕☆	Thru
Meteor (83)	7 05p	12 01p +1	Daily	✕☆	Thru
<b>ST. LOUIS</b>					
Dp WAS→	Ar STL				
<b>Metroliner (114)/</b>					
National Limited (31)	1 00p	10 35a +1	Daily	∇/✕☆	Philadelphia
National Limited (531)	1 25p	10 35a +1	Mo We Fr	✕☆	Thru
<b>SAN FRANCISCO/ OAKLAND</b>					
Dp WAS→	Ar SFO				
Broadway Limited (541)/ San Francisco Zephyr (5)	4 40p	3 25p +3	Daily	✕☆/✕☆	*Chicago
*Time Shown Is Connecting Bus Arrival Time In San Francisco					
<b>SEATTLE</b>					
Dp WAS→	Ar SEA				
Broadway Limited (541)/ North Coast Hiawatha (9)	4 40p	11 20a +3	Su Tu Fr	✕☆/✕☆	Chicago
Broadway Limited (541)/ Empire Builder (7)	4 40p	11 20a +3	Daily	✕☆/✕☆	Chicago
<b>TAMPA</b>					
Dp WAS→	Ar TPA				
Silver Star (81)	1 30p	9 35a +1	Daily	✕☆	Thru
Meteor (83)	7 05p	2 30p +1	Daily	✕☆	Thru

**NOTES:** ∇ Snack or light meal and beverage service  
 ✕ Food service (sit-down) and beverage service  
 ☆ First class service. If a day train, parlor car service;  
 if a night train, sleeping car service


**NOTES:** See page 2 for explanation of other symbols.



**Intercity Rail Passenger Routes  
National Railroad Passenger Corporation**



**Amtrak**



- Designated end point cities
- Route identification points
- - - Added Amtrak service
- ..... Experimental Amtrak Route
- ..... Non-Amtrak railroads

# EQUIPMENT

Note: All equipment operates between end-points unless noted otherwise.

Cars shown in red require reservations.

1-2	Sunset Limited (New Orleans- Los Angeles)	Coaches Dining Car Lounge Car Sleeper Sleeper (BOS-LAX via Sou Ry 1-2 at NRL)	19-20	Chief (Chicago-Los Angeles)	Hi-Level Coaches Slumbercoach Dining Car Dome Lounge Sleeping Cars Sleeping Car (NYC to LAX via #31 at MKC) Coach (NYC to LAX via #31 at MKC)
3-4	Super Chief/El Capitan (Chicago-Los Angeles)	Hi-Level Coaches Hi-Level Lounge Hi-Level Dining Car Sleeping Cars Dome-Lounge (First Class) Dining Car (First Class) Sleeping Car (LAX to NYC via #30 at MKC) Coach (LAX to NYC via #30 at MKC)	30-31	National Limited (New York-Kansas City)	Coach Coach (NYC-LAX via #19-4 at MKC) Diner-Lounge Sleeper Sleeper (NYC-LAX via #19-4 at MKC) Coach* (WAS-MKC via #530-531 WAS-HAR) * dp. WAS Mo We Fr dp. MKC Su Tu Th
5-6	San Francisco Zephyr (Chicago-Oakland)	Coaches Dome Lounge (DEN-SFO) Dining Car Sleeping Cars	40-41	Broadway Limited (New York-Washington- Chicago)	Coaches Lounge Car Dining Car Slumbercoach Sleeping Cars Sleeping Car } WAS-CHI via Buffet-Lounge- } #540-541 -Sleeper } WAS-HAR Coach }
7-8	Empire Builder (Chicago-Seattle)	Coaches (Domes) Dome Lounge Dining Car Ranch Car (Snacks) Slumbercoach Sleeping Cars	50-51	George Washington/ James Whitcomb Riley (Washington-Newport News-Chicago)	Coach (Dome) (NNW-CHI) Coach (WAS-CHI) Diner-Lounge (WAS-CHI) Sleeping Car (WAS-CHI)
9-10	North Coast Hiawatha (Chicago-Seattle)	Coaches (Domes)* Dining Car Sleeping Car Sleeping Car (CHI-SPK) Sleeper-Lounge (MSP-SPK) Parlor Lounge (CHI-MSP)  *No reservations required CHI-MSP	52-53	Floridian (Chicago-Miami)	Coach (Dome) Diner-Lounge Sleeping Car Coach (CHI-STP)
11-12/13-14	Coast Starlight/ Daylight (Seattle- Los Angeles)	Coaches Dining Car Sleeping Cars Tavern-Lounge	58-59	Panama Limited (Chicago-New Orleans)	Coaches Lounge Car Diner-Lounge Sleeping Car
15-16	Texas Chief (Chicago-Houston)	Hi-Level Coaches Dining Car Lounge Car Sleeping Cars			

EXPLANATION OF CITY CODES  
BOS-Boston/CHI-Chicago/DEN-Denver/HAR-Harrisburg/LAX-Los Angeles/NRL-New Orleans . . . Cont'd →



## EQUIPMENT — (cont'd)

**Note: All equipment operates between end-points unless noted otherwise.**

**Cars shown in red require reservations.**

81-82	Silver Star (New York- St Pete.- Miami)	Coaches Coach (NYC-STP) Tavern-Lounge Dining Car Sleeping Car Sleeper-Lounge Sleeping Car (NYC-STP)	140 thru 189 Northeast Corridor and "conventional" trains 200 thru 299	Coaches on all trains Snack bar coaches on all trains with a "Y" or ∞ designation in the time- table (except 168-169) <b>Parlor cars</b> on all trains with a ★ designation in the timetable (except 168-169) In most cases, food service is provided at your seat in parlor cars.
83-84	Meteor (New York- St Pete.- Miami)	Coaches Coaches (NYC-STP) Tavern-Lounge Dining Car Sleeping Cars Slumbercoach Sleeping Car (NYC-STP) Sleeper-Lounge	195-196 Mount Rainier  198-199 Puget Sound	Dome Coach and Cafe Coach  Dome Coach and Cafe Coach
89-90	Carolina Coast (New York-Savannah)	Coaches Lounge Car Grill Car Sleeping Car	301-320/304-329 Prairie State  303-326/302-323 Abraham Lincoln	Dome Coach, Dining Car  Dome Coach, <b>Parlor</b> , Dining Car
168-169	Night Owl (Boston-Washington)	Coaches Buffet-Lounge-Sleeper Sleeping Car	321 thru 329 (Chicago-Milwaukee)  346-347-348 Illinois Zephyr	Food and beverage service  Food and beverage service
<hr/>			360 thru 363 Wolverine, St. Clair	Coach, <b>Buffet-Lounge</b> <b>Parlor</b>
Trains			391-392 Shawnee	Food and beverage service
70 thru 79	Empire Service	Coach and Snack Bar Coach	400 series	Rail Diesel Cars (coach only)
100 thru 137	Metroliner	<b>Metrocoaches</b> on all trains <b>Snack Bar Coach</b> (Tele- phone available) on all trains <b>Metroclub (Parlor)</b> cars on all Metroliners except # 101, 107, 108, 110, 117, 119, 128. Certain addition- al trains will not carry Metroclubs on weekends.	600 series ex 640-643  640-643 Potomac Special  775-776 San Diegan  777-778 San Diegan	Electric Rail Cars Coach Only  Coach-Diner  Coaches Only  Coaches, snack-lounge

# BOSTON/NEW YORK/PHILADELPHIA/WASHINGTON

Continued on next page >

Train Number	101	237	201	103	203	105	207	141	81	131	143	151	109
Train Name	Metro-liner			Metro-liner		Metro-liner		Conn Yankee	Silver Star	Metro-liner	Charter Oak	Turbo Yankee Clipper	Metro-liner
Frequency of Operation	Mo thru Fr	Mo thru Sa	Mo thru Fr	Daily	Daily	Mo thru Sa	Mo thru Sa	Mo thru Fr	Daily	*Daily	Daily	Mo thru Fr	Daily
Type of Service	Miles from Bos. Y			Y★	Y	Y★		Y★	X★	Y★	Y★	X	Y★
BOSTON (So. Sta.) MASS.....Dp	0												
BOSTON (Back Bay).....(NOTE)...	1												
Route 128.....	12												
PROVIDENCE, RI.....	44												
Kingston.....	71												
Westerly.....	88												
New London, CONN.....	106												
Old Saybrook.....	124												
Newtonville, MASS.....	8												
Wellesley.....	15												
Framingham.....	21												
WORCESTER.....	44												
SPRINGFIELD.....	98												
Thompsonville, CONN.....	106												
Windsor Locks.....	111												
Windsor.....	117												
HARTFORD.....	123												
Berlin.....	133												
Meriden.....	141												
Wallingford.....	147												
NEW HAVEN.....Ar	157												
NEW HAVEN, CONN.....Dp	157												
Bridgeport.....(NOTE)...	174												
Stamford.....(NOTE)...	197												
Rye, NY.....(NOTE)...	206												
NEW YORK (Penn Sta.).....Ar	233												
NEW YORK (Penn. Sta.).....Dp	233	6 30 a	6 35 a	7 17 a	7 30 a	8 00 a	8 30 a	8 33 a	9 15 a	9 30 a			10 30 a
NEWARK, NJ.....(NOTE)...	243		6 52 a	7 32 a		8 15 a	8 42 a	8 48 a	9 30 a				10 42 a
Metropark-Woodbridge.....(NOTE)...	256	6 54 a			7 54 a		8 56 a		9 47 a				
New Brunswick.....	265		7 15 a			c 8 35 a		9 12 a					
Princeton Jct.....	280		7 31 a	8 08 a									
TRENTON.....	290	7 22 a	7 41 a	8 18 a		9 00 a		9 37 a	10 21 a	10 15 a			
North Philadelphia.....(NOTE)...	318		8 15 a	8 48 a		9 29 a		10 06 a	10 48 a				
PHILADELPHIA (30th St.) PA.....	323	7 50 a	8 25 a	9 02 a	8 48 a	9 40 a	9 50 a	10 15 a	10 58 a	10 43 a			11 43 a
WILMINGTON, DEL.....	350	8 14 a			9 12 a		10 14 a		11 27 a	11 08 a			12 08 p
BALTIMORE, MD.....	419	9 01 a			9 58 a		11 01 a		12 29 p	11 55 a			12 55 p
Capital Beltway.....(NOTE)...	449				10 22 a								
WASHINGTON, DC.....Ar	459	9 34 a			10 34 a		11 34 a		1 10 p	12 29 p			1 29 p

\* New Haven-New York Segment operates Mo thru Sa only.

NOTE - Certain restrictions apply to passengers boarding and/or detraining at this stop. See page 44 for explanation.

See page 44 for information on conditional stops, and a summary of holiday service.

f  
d  
r  
c  
Y  
X  
★

Flag stop. Stops only on signal to receive and discharge passengers.

Stops only to discharge passengers.

Stops only to receive passengers.

Conditional Stop. See page 44.

Snack or light meal and beverage service.

Food service (sit down) and beverage service.

First class service available. If a day train, parlor car service; if a night train, sleeping car service.

Train Number	205	111	211	401	171	113	185	115	31	213	403	173	117
Train Name		Metro-liner			Valley Forge	Metro-liner	Bunker Hill	Metro-liner	National Limited			Southern Crescent	Metro-liner
Frequency of Operation	Daily	Daily	Daily	Mo thru Fr	Daily	Daily	Daily	Daily	Daily	Daily	Daily	Daily	Su thru Fr
Type of Service		Y★			Y★	Y★	Y★	Y★	X★	Y★		X★	Y
BOSTON (So. Sta.) MASS..... Dp	0				7 25 a		8 30 a					9 30 a	
BOSTON (Back Bay)..... (NOTE)...	1				7 30 a		8 35 a					9 35 a	
Route 128.....	12				7 43 a		8 48 a					9 48 a	
PROVIDENCE, RI.....	44				8 20 a		9 24 a					10 24 a	
Kingston.....	71				8 46 a								
Westerly.....	88						10 04 a					↓	
New London, CONN.....	106				9 24 a		10 27 a					11 23 a	
Old Saybrook.....	124				9 45 a								
Newtonville, MASS.....	8												
Wellesley.....	15												
Framingham.....	21												
WORCESTER.....	44												
SPRINGFIELD.....	98				8 47 a								
Thompsonville, CONN.....	106												
Windsor Locks.....	111												
Windsor.....	117												
HARTFORD.....	123				9 25 a						11 20 a		
Berlin.....	133				9 38 a						11 33 a		
Meriden.....	141				9 49 a						11 44 a		
Wallingford.....	147				10 00 a						11 55 a		
NEW HAVEN..... Ar	157				10 20 a	10 23 a		11 20 a			12 15 p	12 20 p	
NEW HAVEN, CONN..... Dp	157					10 33 a		11 30 a				12 30 p	
Bridgeport..... (NOTE)...	174					10 53 a							
Stamford..... (NOTE)...	197					11 17 a							
Rye, NY..... (NOTE)...	206					11 28 a		12 21 p				1 21 p	
NEW YORK (Penn Sta.)..... Ar	233				12 08 p		1 00 p					2 02 p	
NEW YORK (Penn. Sta.)..... Dp	233	10 35 a	11 30 a	11 45 a	12 35 p	12 30 p		1 30 p	1 35 p	2 00 p		2 30 p	2 28 p
NEWARK, NJ..... (NOTE)...	243	10 50 a	11 42 a	12 00 n	12 50 p		1 42 p	1 50 p	2 15 p			2 45 p	2 40 p
Metropark-Woodbridge..... (NOTE)...	256					12 54 p		2 07 p					
New Brunswick.....	265			12 23 p									
Princeton Jct.....	280			12 39 p									
TRENTON.....	290	11 35 a	12 18 p	12 50 p	1 35 p			2 40 p	3 00 p			3 30 p	
North Philadelphia..... (NOTE)...	318	12 03 p		1 20 p				3 08 p	3 29 p				
PHILADELPHIA (30 th St.) PA.....	323	12 15 p	12 48 p	1 30 p	2 12 p	1 47 p		2 43 p	3 40 p			4 10 p	3 41 p
WILMINGTON, DEL.....	350				2 39 p	2 11 p		3 06 p				4 39 p	4 06 p
BALTIMORE, MD.....	419		1 57 p		3 40 p	2 58 p		3 53 p				5 40 p	4 53 p
Capital Beltway..... (NOTE)...	449					3 22 p		4 17 p					
WASHINGTON, DC..... Ar	459		2 29 p		4 20 p	3 34 p		4 29 p				6 20 p	5 27 p

NOTE - Certain restrictions apply to passengers boarding and/or detraining at this stop. See page 44 for explanation.

See page 44 for information on conditional stops, and a summary of holiday service.

f  
d  
r  
c  
Y  
X  
★

Flag stop. Stops only on signal to receive and discharge passengers.  
Stops only to discharge passengers.

Stops only to receive passengers.

Conditional Stop. See page 44.

Snack or light meal and beverage service.

Food service (sit down) and beverage service.

First class service available. If a day train, parlor car service; if a night train, sleeping car service.

# BOSTON/NEW YORK/PHILADELPHIA/WASHINGTON (cont'd)

Continued on next page >

Train Number	119	219	145	121	221	263	123	223	175	225	137	125	207
Train Name	Metro-liner		Bay State	Metro-liner			Metro-liner		Colonial		Metro-liner	Metro-liner	
Frequency of Operation	Daily	Daily	*Daily	Su thru Fr	Su thru Fr	Mo thru Fr	Daily	Mo thru Fr	Daily	Daily	Su only	Su thru Fr	Daily
Type of Service	Y	Y*	Y*	Y*	Y*	Y	Y*	Y*	Y*	Y*	Y*	Y*	Y*
BOSTON (So. Sta.) MASS.....Dp	0		10 45 a						12 30 p				
BOSTON (Back Bay).....(NOTE)...	1		10 50 a						12 35 p				
Route 128.....	12								12 48 p				
PROVIDENCE, RI.....	44								1 24 p				
Kingston.....	71												
Westerly.....	88												
New London, CONN.....	106								2 23 p				
Old Saybrook.....	124												
Newtonville, MASS.....	8		11 01 a										
Wellesley.....	15		11 12 a										
Framingham.....	21		11 23 a										
WORCESTER.....	44		11 51 a										
SPRINGFIELD.....	98		12 58 p										
Thompsonville, CONN.....	106												
Windsor Locks.....	111												
Windsor.....	117												
HARTFORD.....	123		1 29 p										
Berlin.....	133		1 41 p										
Meriden.....	141		1 51 p										
Wallingford.....	147												
NEW HAVEN.....Ar	157		2 16 p						3 25 p				
NEW HAVEN.....Dp	157		2 26 p						3 35 p		4 38 p		
Bridgeport.....(NOTE)...	174		2 46 p						4 19 p		4 57 p		
Stamford.....(NOTE)...	197		3 11 p						4 19 p		5 21 p		
Rye, NY.....(NOTE)...	206		3 23 p						4 31 p		5 32 p		
NEW YORK (Penn Sta.).....Ar	233		4 05 p						5 20 p		6 08 p		
NEW YORK (Penn. Sta.).....Dp	233	3 30 p	4 00 p	* 4 30 p	4 28 p	5 03 p	5 06 p	5 28 p	5 30 p	5 45 p	6 00 p	6 15 p	6 35 p
NEWARK, NJ.....(NOTE)...	243		4 16 p	* 4 45 p	4 40 p	5 19 p	5 22 p		5 46 p	6 00 p	6 16 p		6 50 p
Metropark-Woodbridge.....(NOTE)...	256												
New Brunswick.....	265					c 5 39 p	5 53 p				6 42 p		
Princeton Jct.....	280		4 50 p			c 5 53 p	6 10 p		6 24 p		6 58 p		
TRENTON.....	290	4 15 p	5 03 p	* 5 28 p		6 03 p	6 25 p		6 35 p	c 6 46 p	7 09 p	7 16 p	7 35 p
North Philadelphia.....(NOTE)...	318		5 30 p	* 5 55 p		6 31 p	6 56 p		7 03 p		7 36 p		8 01 p
PHILADELPHIA (30th St.) PA.....	323	4 43 p	5 40 p	* 6 06 p	5 44 p	6 40 p	7 07 p	6 44 p	7 13 p	7 21 p	7 45 p	7 28 p	7 43 p
PHILADELPHIA (30th St.) PA.....	323												8 11 p
WILMINGTON, DEL.....	350	5 08 p		* 6 33 p	6 08 p			7 07 p		7 55 p			8 07 p
BALTIMORE, MD.....	419	5 53 p		* 7 35 p	6 55 p			7 54 p		9 00 p		8 37 p	8 54 p
Capital Beltway.....(NOTE)...	449	6 17 p			7 19 p			8 18 p		9 28 p		9 01 p	9 19 p
WASHINGTON, DC.....Ar	459	6 29 p		* 8 15 p	7 31 p			8 31 p		9 44 p		9 14 p	9 32 p

\* New York-Washington segment operates Sundays thru Fridays only.

NOTE - Certain restrictions apply to passengers boarding and/or detraining at this stop. See page 44 for explanation.

See page 44 for information on conditional stops, and a summary of holiday service.

f  
d  
r  
c  
Y  
X  
★

Flag stop. Stops only on signal to receive and discharge passengers.

Stops only to discharge passengers.

Stops only to receive passengers.

Conditional Stop. See page 44.

Snack or light meal and beverage service.

Food service (sit down) and beverage service.

First class service available. If a day train, parlor car service; if a night train, sleeping car service.

# BOSTON/NEW YORK/PHILADELPHIA/WASHINGTON (cont'd)

Train Number	227	405	177	161	127	411	179	231	407	163	235	409	169
Train Name			Senator	East Wind	Metro-liner		Merchants Limited			Narragansett			Night Owl
Frequency of Operation	Daily	Daily	Daily	Su thru Fr	Daily	Daily	Daily	Daily	Daily	Su thru Fr	Daily	Su thru Fr	Su thru Fr
Type of Service	Y★		Y★	Y★	Y★		X★			Y★			Y★
BOSTON (So. Sta.) MASS.....Dp	0		2 40 p	3 45 p			5 00 p			6 30 p			10 00 p
BOSTON (Back Bay).....(NOTE)...	1		2 45 p	3 50 p			5 05 p			6 35 p			10 05 p
Route 128.....	12		2 58 p	4 03 p			r 5 18 p			6 48 p			10 20 p
PROVIDENCE, RI.....	44		3 34 p	4 39 p			5 54 p			7 24 p			11 00 p
Kingston.....	71		4 00 p	↓			c 6 18 p			7 50 p			↓
Westerly.....	88		↓	↓			↓			8 08 p			↓
New London, CONN.....	106		4 35 p	5 38 p			6 53 p			8 30 p			12 08 a
Old Saybrook.....	124		4 56 p	↓			↓			8 51 p			↓
Newtonville, MASS.....	8		↓	↓			↓			↓			↓
Wellesley.....	15		↓	↓			↓			↓			↓
Framingham.....	21		↓	↓			↓			↓			↓
WORCESTER.....	44		↓	↓			↓			↓			↓
SPRINGFIELD, Mass.....	98	3 58 p	↓	↓			↓		7 45 p	↓			↓
Thompsonville, CONN.....	106	4 10 p	↓	↓			↓		7 57 p	↓			↓
Windsor Locks.....	111	4 18 p	↓	↓			↓		8 05 p	↓			↓
Windsor.....	117	4 27 p	↓	↓			↓		8 14 p	↓			↓
HARTFORD.....	123	4 40 p	↓	↓		6 50 p	↓		8 25 p	↓		9 40 p	↓
Berlin.....	133	4 52 p	↓	↓		7 02 p	↓		8 37 p	↓		9 53 p	↓
Meriden.....	141	5 02 p	↓	↓		7 12 p	↓		8 47 p	↓		10 04 p	↓
Wallingford.....	147	5 11 p	↓	↓		7 21 p	↓		8 57 p	↓		↓	↓
NEW HAVEN.....Ar	157	5 31 p	5 31 p	6 31 p		7 40 p	7 45 p		9 16 p	9 26 p		10 35 p	1 10 a
NEW HAVEN, CONN.....Dp	157	↓	5 41 p	6 41 p		↓	7 55 p		↓	9 36 p		↓	1 25 a
Bridgeport.....(NOTE)...	174		↓	7 00 p		↓	↓		↓	9 56 p		↓	↓
Stamford.....(NOTE)...	197		↓	7 27 p		↓	↓		↓	10 20 p		↓	↓
Rye, NY.....(NOTE)...	206		6 32 p	7 41 p		↓	8 41 p		↓	10 30 p		↓	↓
NEW YORK (Penn Sta.).....Ar	233		7 10 p	8 20 p		↓	9 20 p		↓	11 08 p		↓	3 00 a
NEW YORK (Penn. Sta.).....Dp	233	7 00 p	7 30 p	↓	8 30 p		9 35 p	11 00 p			12 05 a		4 30 a
NEWARK, NJ.....(NOTE)...	243	7 16 p	7 45 p	↓	8 42 p		9 50 p	11 16 p			12 21 a		4 47 a
Metropark-Woodbridge.....(NOTE)...	256	↓	8 02 p	↓	↓		10 07 p	↓			↓		↓
New Brunswick.....	265	7 37 p	↓	↓	↓		↓	11 38 p			12 44 a		↓
Princeton Jct.....	280	7 54 p	↓	↓	↓		↓	11 55 p			1 00 a		↓
TRENTON.....	290	8 04 p	8 35 p	↓	↓		10 40 p	12 05 a			1 10 a		5 33 a
North Philadelphia.....(NOTE)...	318	8 32 p	9 02 p	↓	↓		11 07 p	12 34 a			1 39 a		↓
PHILADELPHIA (30th St.) PA.....	323	8 42 p	9 13 p	↓	9 43 p		11 17 p	12 44 a			1 49 a		6 15 a
WILMINGTON, DEL.....	350		9 40 p	↓	10 07 p		11 45 p						6 43 a
BALTIMORE, MD.....	419		10 40 p	↓	10 53 p		12 45 a						7 45 a
Capital Beltway.....(NOTE)...	449		↓	↓	11 17 p		1 14 a						8 15 a
WASHINGTON, DC.....Ar	459		11 20 p	↓	11 30 p		1 30 a						8 30 a

DETAILED NATIONWIDE SCHEDULES

See page 44 for information on conditional stops, and a summary of holiday service.

NOTE - Certain restrictions apply to passengers boarding and/or detraining at this stop. See page 44 for explanation.

f  
d  
r  
c  
Y  
X  
★

Flag stop. Stops only on signal to receive and discharge passengers.  
 Stops only to receive passengers.  
 Stops only to discharge passengers.  
 Conditional Stop. See page 44.  
 Snack or light meal and beverage service.  
 Food service (sit down) and beverage service.  
 First class service available. If a day train, parlor car service; if a night train, sleeping car service.

# WASHINGTON/PHILADELPHIA/NEW YORK/BOSTON

Continued on next page →

Train Number	400	160	402	254	200	234	170	404	100	202	256	102
Train Name		East Wind					Bunker Hill		Metro-liner			Metro-liner
Frequency of Operation	Mo thru Fr	Mo thru Fr	Daily	Mo thru Fr	Mo thru Fr	Sa Only	Daily FT 6/13*	Daily	Mo thru Fr	Mo thru Fr	Mo thru Sa	Daily
Type of Service (Eastern Time)	Miles from Wash	Y★		Y	Y★		Y★		Y	Y★		Y
WASHINGTON, DC.....Dp	0						* 5 00 a		6 00 a			7 00 a
Capital Beltway, MD.....(NOTE)...	10						* 5 14 a		6 10 a			7 10 a
BALTIMORE.....	40						* 5 45 a		6 36 a			7 36 a
Wilmington, DEL.....	109						* 6 45 a		7 21 a			8 21 a
PHILADELPHIA, (30th St) PA.....	136			6 33 a	7 00 a	7 00 a	7 13 a		7 50 a	8 00 a	8 05 a	8 47 a
North Philadelphia.....(NOTE)...	141			6 43 a	7 09 a	7 10 a	7 22 a		↓	8 10 a	8 15 a	↓
Trenton, NJ.....	169			7 12 a	7 40 a	7 40 a	7 51 a		↓	↓	8 45 a	9 13 a
Princeton Jct.....	179			7 25 a	7 52 a	7 50 a	↓		↓	↓	8 55 a	↓
New Brunswick.....	194			7 45 a	8 08 a	8 06 a	↓		↓	↓	9 11 a	↓
Metropark-Woodbridge.....(NOTE)...	203			↓	↓	↓	↓		↓	↓	↓	↓
NEWARK.....(NOTE)...	216			8 14 a	8 32 a	8 37 a	8 34 a		8 54 a	9 18 a	9 38 a	↓
NEW YORK (Penn Sta.), NY.....Ar	226			8 30 a	8 47 a	8 52 a	8 50 a		9 10 a	9 35 a	9 55 a	10 00 a
NEW YORK (Penn Sta.) NY.....Dp	226		7 30 a				9 10 a					
Rye.....(NOTE)...	255		8 08 a				9 48 a					
Stamford, CONN.....(NOTE)...	263		8 20 a				10 00 a					
Bridgeport.....(NOTE)...	286		↓				10 25 a					
NEW HAVEN.....Ar	303		9 00 a				10 45 a					
NEW HAVEN.....Dp	303	6 50 a	9 10 a	9 18 a			11 00 a		11 03 a			
Wallingford.....	316		↓	↓			↓		11 22 a			
Meriden.....	322	7 20 a		9 46 a			↓		11 33 a			
Berlin.....	330	7 31 a		9 57 a			↓		11 44 a			
HARTFORD.....	340	7 45 a		10 10 a			↓		11 58 a			
Windsor.....	346						↓		↓			
Windsor Locks.....	352						↓		12 16 p			
Thompsonville.....	357						↓		↓			
SPRINGFIELD, MASS.....	364	8 25 a					↓		12 40 p			
WORCESTER.....	418						↓					
Framingham.....	441						↓					
Wellesley.....	447						↓					
Newtonville.....	454						↓					
Old Saybrook, CONN.....	336						11 34 a					
New London.....	353		10 03 a				11 55 a					
Westerly, RI.....	371		↓				12 17 p					
Kingston.....	388						12 33 p					
PROVIDENCE.....	415		11 03 a				1 01 p					
Route 128.....	447		11 36 a				1 34 p					
BOSTON, (Back Bay).....(NOTE)...	458		11 51 a				1 53 p					
BOSTON, (So. Sta.).....Ar	459		11 55 a				1 58 p					

\* Train 180 originates daily from Philadelphia. First trip originating from Washington will be June 13.  
 NOTE - Certain restrictions apply to passengers boarding and/or detraining at this stop. See page 44 for explanation.  
 See page 44 for information on conditional stops, and a summary of holiday service.

f  
d  
c  
r  
X  
Y  
★

Flag stop. Stops only on signal to receive and discharge passengers.  
 Stops only to discharge passengers.  
 Conditional Stop. See page 44.  
 Stops only to receive passengers.  
 Food service (sit down) and beverage service.  
 Snack or light meal and beverage service.  
 First class service available. If a day train, parlor car service; if a night train, sleeping car service.

# WASHINGTON/PHILADELPHIA/NEW YORK/BOSTON (cont'd)

Continued on next page >

Train Number	204	280	140	84	104	206	106	130	172	412	108
Train Name			Bay State	Meteor	Metro-liner		Metro-liner	Metro-liner	Southern Crescent		Metro-liner
Frequency of Operation	Mo thru Sa	Su Only	Daily	Daily	Daily	Mo thru Sa	Mo thru Sa	Su Only	Daily	Daily	Daily
Type of Service	Miles from Wash Y★	Y	Y★	X★	Y★	★	Y★	Y★	X★		Y
WASHINGTON, DC.....Dp	0			6 45 a	8 00 a		9 00 a	9 00 a	9 05 a		10 00 a
Capital Beltway, MD.....(NOTE)...	10				8 10 a		9 10 a	9 10 a			
BALTIMORE.....	40			d 7 26 a	8 36 a		9 36 a	9 36 a	9 46 a		10 32 a
WILMINGTON, DEL.....	109			d 8 35 a			10 21 a	10 21 a	10 47 a		11 17 a
PHILADELPHIA, (30th St.) PA.....	136	9 00 a	9 10 a	9 20 a	d 9 06 a	9 45 a	10 15 a	10 47 a	10 47 a	11 16 a	11 43 a
North Philadelphia.....(NOTE)...	141	9 10 a	9 20 a		d 9 16 a		10 25 a				
TRENTON, NJ.....	169	9 40 a	9 53 a	9 55 a	d 9 46 a	10 11 a	10 54 a		11 52 a		
Princeton Jct.....	179	9 51 a	10 04 a								
New Brunswick.....	194	10 07 a	10 16 a			11 17 a					
Metropark-Woodbridge.....(NOTE)...	203				d10 20 a						
NEWARK.....(NOTE)...	216	10 32 a	10 52 a	10 53 a	d10 40 a	10 48 a	11 43 a	11 48 a	11 48 a	12 38 p	12 44 p
NEW YORK (Penn Sta.), NY.....Ar	226	10 47 a	11 08 a	10 53 a	10 55 a	11 01 a	11 58 a	12 02 p	12 02 p	12 53 p	12 56 p
NEW YORK (Penn Sta.), NY.....Dp	226			11 10 a	←	←		d12 10 p	1 10 p	←	←
Rye.....(NOTE)...	255			11 48 a				d12 46 p	1 48 p		
Stamford, CONN.....(NOTE)...	263			12 00 n				d12 58 p	2 00 p		
Bridgeport.....(NOTE)...	286			12 25 p				d 1 22 p	2 25 p		
NEW HAVEN.....(NOTE)...	303			12 45 p				1 42 p	2 45 p		
NEW HAVEN.....Dp	303			1 00 p					3 00 p		3 03 p
Wallingford.....	316										
Meriden.....	322			1 25 p							3 29 p
Berlin.....	330			1 35 p							3 39 p
HARTFORD.....	340			1 47 p							3 51 p
Windsor.....	346										
Windsor Locks.....	352										
Thompsonville.....	357										
SPRINGFIELD, MASS.....	364			2 17 p							
WORCESTER.....	418			3 22 p							
Framingham.....	441			3 50 p							
Wellesley.....	447			4 00 p							
Newtonville.....	454			4 12 p							
Old Saybrook, CONN.....	336										
New London.....	353								3 53 p		
Westerly, RI.....	371										
Kingston.....	388										
PROVIDENCE.....	415										
Route 128, MASS.....	447										
BOSTON, (Back Bay).....(NOTE)...	458			4 35 p							5 26 p
BOSTON, (So. Sta.).....Ar	459			4 40 p							5 45 p
											5 50 p

DETAILED NATIONWIDE SCHEDULES

NOTE - Certain restrictions apply to passengers boarding and/or detraining at this stop. See page 44 for explanation.  
See page 44 for information on conditional stops, and a summary of holiday service.

f Flag stop. Stops only on signal to receive and discharge passengers.  
d Stops only to discharge passengers.  
r Stops only to receive passengers.  
c Conditional Stop. See page 44.  
Y Snack or light meal and beverage service.  
X Food service (sit down) and beverage service.  
★ First class service available. If a day train, parlor car service; if a night train, sleeping car service.

Train Number	30	110	162	406	212	174	406	112	208	114	150	142	218
Train Name	National Limited	Metro-liner	Narragansett			Colonial		Metro-liner		Metro-liner	Turbo Yankee Clipper	Charter Oak	
Frequency of Operation	Daily	Daily	Daily	Mo thru Fr	Daily	Daily	Sa Su Only	Daily	Daily	Daily	Mo thru Fr	Su thru Fr	Daily
Type of Service	Miles from Wash X★	Y	Y★			Y★		Y★		Y★	X	Y★	Y
WASHINGTON, DC.....Dp	0	11 00 a				11 05 a		12 00 n		1 00 p			
Capital Beltway, MD.....(NOTE)...	10	11 10 a											
BALTIMORE.....	40	11 36 a				11 46 a		12 32 p		1 32 p			
Wilmington, DEL.....	109	12 21 p				12 47 p		1 17 p		2 17 p			
PHILADELPHIA, (30th St) PA.....Dp	136	12 47 p			1 00 p	1 16 p		1 43 p	2 15 p	2 43 p			3 00 p
North Philadelphia.....(NOTE)...	141	↓			1 10 p	1 26 p		↓	2 25 p	↓			3 10 p
TRENTON, NJ.....	169	12 49 p			1 39 p	1 54 p		↓	2 54 p	↓			3 38 p
Princeton Jct.....	179	↓			1 50 p	↓		↓	↓	↓			c 3 48 p
New Brunswick.....	194	↓			2 06 p	↓		↓	↓	↓			↓
Metropark-Woodbridge.....(NOTE)...	203	1 18 p				2 40 p		2 32 p	↓	↓			↓
NEWARK.....(NOTE)...	216	1 41 p			2 30 p	2 45 p		2 51 p	3 38 p	3 48 p			4 23 p
NEW YORK (Penn Sta.), NY.....Ar	226	1 55 p	1 59 p		2 45 p	2 55 p		3 04 p	3 53 p	4 00 p			4 40 p
NEW YORK (Penn Sta.), NY.....Dp	226	↓	2 10 p		↓	3 10 p		↓	↓	↓	4 10 p	↓	4 20 p
Rye.....(NOTE)...	255	↓	2 48 p		↓	3 48 p		↓	↓	↓	↓	↓	4 59 p
Stamford, CONN.....(NOTE)...	263	↓	3 00 p		↓	4 00 p		↓	↓	↓	↓	↓	5 15 p
Bridgeport.....(NOTE)...	286	↓	↓		↓	4 25 p		↓	↓	↓	↓	↓	5 40 p
NEW HAVEN.....Ar	303	↓	3 40 p		↓	4 45 p		↓	↓	↓	5 31 p	↓	6 00 p
NEW HAVEN.....Dp	303	↓	3 55 p	4 00 p	↓	5 00 p	5 03 p	↓	↓	↓	5 34 p	↓	6 10 p
Wallingford.....	316	↓	↓	4 19 p	↓	↓	5 22 p	↓	↓	↓	↓	↓	6 29 p
Meriden.....	322	↓	↓	4 30 p	↓	↓	5 33 p	↓	↓	↓	↓	↓	6 39 p
Berlin.....	330	↓	↓	4 40 p	↓	↓	5 43 p	↓	↓	↓	↓	↓	6 49 p
HARTFORD.....	340	↓	↓	4 53 p	↓	↓	5 56 p	↓	↓	↓	↓	↓	7 01 p
Windsor.....	346	↓	↓	5 03 p	↓	↓	↓	↓	↓	↓	↓	↓	7 11 p
Windsor Locks.....	352	↓	↓	5 12 p	↓	↓	6 11 p	↓	↓	↓	↓	↓	7 20 p
Thompsonville.....	357	↓	↓	5 20 p	↓	↓	6 20 p	↓	↓	↓	↓	↓	7 28 p
SPRINGFIELD, MASS.....	364	↓	↓	5 32 p	↓	↓	6 32 p	↓	↓	↓	↓	↓	7 40 p
WORCESTER.....	418	↓	↓	↓	↓	↓	↓	↓	↓	↓	↓	↓	↓
Framingham.....	441	↓	↓	↓	↓	↓	↓	↓	↓	↓	↓	↓	↓
Wellesley.....	447	↓	↓	↓	↓	↓	↓	↓	↓	↓	↓	↓	↓
Newtonville.....	454	↓	↓	↓	↓	↓	↓	↓	↓	↓	↓	↓	↓
Old Saybrook, CONN.....	336	↓	↓	↓	↓	↓	↓	↓	↓	↓	6 04 p	↓	6 23 p
New London.....	353	↓	4 48 p	↓	↓	↓	5 53 p	↓	↓	↓	↓	↓	↓
Westerly, RI.....	371	↓	↓	↓	↓	↓	↓	↓	↓	↓	↓	↓	↓
Kingston.....	388	↓	5 24 p	↓	↓	↓	↓	↓	↓	↓	↓	↓	↓
PROVIDENCE.....	415	↓	5 52 p	↓	↓	↓	6 53 p	↓	↓	↓	7 15 p	↓	↓
Route 128, MASS.....	447	↓	6 25 p	↓	↓	↓	↓	↓	↓	↓	d 7 45 p	↓	↓
BOSTON, (Back Bay).....(NOTE)...	458	↓	6 45 p	↓	↓	↓	↓	↓	↓	↓	↓	↓	7 57 p
BOSTON, (So. Sta.).....Ar	459	↓	6 50 p	↓	↓	↓	7 50 p	↓	↓	↓	↓	↓	8 00 p

NOTE - Certain restrictions apply to passengers boarding and/or detraining at this stop. See page 44 for explanation.

See page 44 for information on conditional stops, and a summary of holiday service.

f  
d  
r  
c  
Y  
X  
★

Flag stop. Stops only on signal to receive and discharge passengers.  
Stops only to discharge passengers.  
Stops only to receive passengers.  
Conditional Stop. See page 44.  
Snack or light meal and beverage service.  
Food service (sit down) and beverage service.  
First class service available. If a day train, parlor car service; if a night train, sleeping car service.

DETAILED NATIONWIDE SCHEDULES



Train Number		82	116	182	184	118	408	220	176	120	410	186	132
Train Name		Silver Star	Metro-liner	Merchants Limited	Minute Man	Metro-liner			Senator	Metro-liner			Metro-liner
Frequency of Operation		Daily	Daily	Su thru Fr	Daily	Su thru Fr	Su thru Fr	Mo thru Fr	Daily	Daily	Fr Sa Only	Mo thru Sa	Su thru Fr
Type of Service	Miles from Wash	X★	Y★	X★	Y★	Y★		Y★	Y★	Y★			Y★
WASHINGTON, DC.....Dp	0	1 05 p	2 00 p			3 00 p			3 05 p	4 00 p			5 00 p
Capital Beltway, MD.....(NOTE)...	10					3 10 p							
BALTIMORE.....	40	1 45 p	2 32 p			3 36 p			3 46 p	4 32 p			5 32 p
WILMINGTON, DEL.....	109	2 46 p	3 17 p			4 21 p			4 47 p	5 17 p			6 17 p
PHILADELPHIA (30th St), PA.....	136	3 14 p	3 43 p		4 10 p	4 47 p		5 00 p	5 18 p	5 43 p		6 15 p	6 43 p
North Philadelphia.....(NOTE)...	141	3 24 p			4 20 p			5 09 p	5 27 p			6 25 p	
TRENTON, NJ.....	169	3 51 p			4 48 p			5 37 p	5 56 p	6 09 p		6 52 p	
Princeton Jct.....	179							5 47 p	c 6 05 p			c 7 03 p	
New Brunswick.....	194											c 7 19 p	
Metropark-Woodbridge.....(NOTE)...	203	4 23 p	4 32 p							6 34 p			7 33 p
NEWARK.....(NOTE)...	216	4 40 p			5 34 p	5 49 p		6 23 p	6 40 p			7 45 p	7 50 p
NEW YORK (Penn Sta.), NY.....Ar	226	4 55 p	5 00 p		5 50 p	6 00 p		6 38 p	6 55 p	7 04 p		8 00 p	8 02 p
NEW YORK (Penn Sta.), NY.....Dp	226			5 10 p	6 10 p				7 10 p				d 8 17 p
Rye.....(NOTE)...	255				6 48 p				7 48 p				d 8 51 p
Stamford, CONN.....(NOTE)...	263								8 00 p				d 9 01 p
Bridgeport.....(NOTE)...	286								8 25 p				d 9 25 p
NEW HAVEN.....Ar	303			6 40 p	7 41 p				8 45 p				9 45 p
NEW HAVEN.....Dp	303			6 50 p	7 51 p		8 00 p		8 55 p		9 03 p		
Wallingford.....	316						8 19 p						
Meriden.....	322						8 30 p				9 31 p		
Berlin.....	330						8 41 p				9 42 p		
HARTFORD.....	340						8 53 p				9 56 p		
Windsor.....	346										10 06 p		
Windsor Locks.....	352										10 15 p		
Thompsonville.....	357												
SPRINGFIELD, MASS.....	364										10 40 p		
WORCESTER.....	418												
Framingham.....	441												
Wellesley.....	447												
Newtonville.....	454												
Old Saybrook, CONN.....	336				8 25 p								
New London.....	353			7 43 p	8 46 p								
Westerly, RI.....	371				9 08 p								
Kingston.....	388				9 24 p								
PROVIDENCE.....	415			8 43 p	9 52 p					10 48 p			
Route 128, MASS.....	447			9 16 p	10 25 p					11 21 p			
BOSTON, (Back Bay).....(NOTE)...	458			9 31 p	10 40 p					11 36 p			
BOSTON, (So. Sta.).....Ar	459			9 35 p	10 45 p					11 40 p			

NOTE - Certain restrictions apply to passengers boarding and/or detraining at this stop. See page 44 for explanation. See page 44 for information on conditional stops, and a summary of holiday service.

f  
d  
r  
c  
Y  
X  
★

Flag stop. Stops only on signal to receive and discharge passengers.  
Stops only to discharge passengers.  
Stops only to receive passengers.  
Conditional Stop. See page 44.  
Snack or light meal and beverage service.  
Food service (sit down) and beverage service.  
First class service available. If a day train, parlor car service; if a night train, sleeping car service.

# WASHINGTON/PHILADELPHIA/NEW YORK/ BOSTON (Cont'd)

## DETAILED NATIONWIDE SCHEDULES

Train Number	298	272	144	124	282	166	128	168						
Train Name			Conn Yankee	Metro- liner		Free State	Metro- liner	Night Owl						
Frequency of Operation	Su Only	Sa Only	Su thru Fr	Daily	Su Only	Daily	Su thru Fr	Su thru Fr						
Type of Service	Miles from Wash		Y*	Y*		Y*	Y	Y*						
WASHINGTON, DC.....Dp	0		5 05 p	6 00 p		7 00 p	8 00 p	10 30 p						
Capital Beltway, MD.....(NOTE)...	10			6 10 p		7 15 p		10 45 p						
BALTIMORE.....	40		5 45 p	6 36 p		7 45 p	8 32 p	11 15 p						
WILMINGTON, DEL.....	109		6 45 p	7 21 p		8 45 p	9 17 p	12 20 a						
PHILADELPHIA (30th St), PA.....	136	7 00 p	7 17 p	7 15 p	7 47 p	9 00 p	9 14 p	9 43 p	12 50 a					
North Philadelphia.....(NOTE)...	141	7 10 p	7 27 p	7 25 p		9 10 p	9 24 p							
TRENTON, NJ.....	169	7 39 p	7 55 p	7 54 p	8 13 p	9 41 p	9 52 p	1 29 a						
Princeton Jct.....	179	7 50 p				9 51 p								
New Brunswick.....	194	8 06 p				10 07 p	10 16 p							
Metropark-Woodbridge.....(NOTE)...	203						10 23 p	10 32 p						
NEWARK.....(NOTE)...	216	8 30 p	8 40 p	8 41 p		10 40 p	10 45 p	10 52 p	2 20 a					
NEW YORK (Penn Sta.), NY.....Ar	226	8 45 p	8 55 p	8 56 p	9 00 p	10 55 p	11 00 p	11 04 p	2 35 a					
NEW YORK (Penn Sta.), NY.....Dp	226			9 10 p				3 10 a						
Rye.....(NOTE)...	255			9 48 p										
Stamford, CONN.....(NOTE)...	263			10 00 p										
Bridgeport.....(NOTE)...	286			10 25 p										
NEW HAVEN.....Ar	303			10 45 p				4 50 a						
NEW HAVEN.....Dp	303			10 55 p				5 00 a						
Wallingford.....	316													
Meriden.....	322			11 20 p										
Berlin.....	330			11 30 p										
HARTFORD.....	340			11 42 p										
Windsor.....	346													
Windsor Locks.....	352													
Thompsonville.....	357													
SPRINGFIELD, MASS.....	364			12 13 a										
WORCESTER.....	418													
Framingham.....	441													
Wellesley.....	447													
Newtonville.....	454													
Old Saybrook, CONN.....	336							5 57 a						
New London.....	353													
Westerly, RI.....	371													
Kingston.....	388													
PROVIDENCE.....	415							d 7 25 a						
Route 128, MASS.....	447							d 8 03 a						
BOSTON, (Back Bay).....(NOTE)...	458							8 20 a						
BOSTON, (So. Sta.).....Ar	459							8 25 a						

NOTE - Certain restrictions apply to passengers boarding and/or detraining at this stop. See page 44 for explanation.  
See page 44 for information on conditional stops, and a summary of holiday service.

f  
d  
r  
c  
Y  
X  
★

Flag stop. Stops only on signal to receive and discharge passengers.  
Stops only to discharge passengers.  
Stops only to receive passengers.  
Conditional Stop. See page 44.  
Snack or light meal and beverage service.  
Food service (sit down) and beverage service.  
First class service available. If a day train, parlor car service; if a night train, sleeping car service.

# PHILADELPHIA/HARRISBURG

(Certain local station stops not shown; Consult PC timetable form #1)

Train Number		601	603	605	607	609	31	611	613	619	41	615	617
Frequency of Operation		Mo thru Fr	Mo thru Sa	Mo thru Fr	Daily	Mo thru Fr	Daily	Daily	Mo thru Fr	Sa Su Only	Daily	Mo thru Fr	Daily
Type of Service (Eastern Time)	Miles from Phila						X				X		
<b>PHILADELPHIA, PA.</b>													
North Philadelphia	Dp	—	—	—	—	—	3 08 p	—	—	—	6 23 p	—	—
Penn Center	Dp	0 5 45 a	8 00 a	10 00 a	12 35 p	2 05 p	↓	3 25 p	5 28 p	5 55 p	↓	6 20 p	10 00 p
Penn Central Sta. (30th St.)	Dp	—	5 48 a	8 03 a	10 03 a	12 38 p	2 08 p	3 28 p	5 31 p	5 58 p	↓	6 23 p	10 03 p
<b>HARRISBURG</b>													
Paoli	20	6 20 a	8 27 a	10 26 a	1 00 p	2 30 p	3 40 p	3 50 p	c 5 54 p	6 20 p	6 53 p	c 6 45 p	10 25 p
Downingtown	33	6 33 a	8 39 a	10 38 a	1 13 p	2 42 p	↓	4 04 p	6 12 p	6 32 p	↓	7 00 p	10 39 p
Coatesville	39	6 39 a	8 45 a	10 44 a	1 19 p	2 48 p	↓	4 10 p	6 18 p	6 38 p	↓	7 06 p	10 45 p
Parkesburg	44	6 45 a	—	10 50 a	—	—	↓	4 16 p	6 24 p	—	↓	7 12 p	f 10 51 p
Lancaster	68	7 06 a	9 11 a	11 11 a	1 45 p	3 14 p	4 27 p	4 37 p	6 45 p	7 05 p	7 40 p	7 33 p	11 12 p
Elizabethtown	86	7 25 a	9 27 a	11 27 a	2 01 p	—	↓	4 53 p	7 01 p	7 21 p	↓	7 49 p	11 28 p
HARRISBURG	103	7 45 a	9 45 a	11 45 a	2 20 p	3 47 p	5 01 p	5 10 p	7 18 p	7 38 p	8 15 p	8 05 p	11 45 p

Train Number		600	40	602	604	606	30	608	610	612	614	616
Frequency of Operation		Mo thru Fr	Daily	Mo thru Sa	Mo thru Sa	Su thru Fr	Daily	Mo thru Sa	Daily	Su thru Fr	Mo thru Fr	Daily
Type of Service (Eastern Time)	Miles from Harris		X				X					
<b>HARRISBURG, PA.</b>												
Elizabethtown	17	6 00 a	↓	7 06 a	8 16 a	10 31 a	↓	12 41 p	c 3 16 p	4 41 p	5 46 p	c 8 11 p
Lancaster	35	6 16 a	7 01 a	7 23 a	8 33 a	10 48 a	11 05 a	12 58 p	3 33 p	4 58 p	6 05 p	8 27 p
Parkesburg	59	6 37 a	—	7 44 a	—	—	—	—	—	—	6 26 p	—
Coatesville	64	6 43 a	↓	7 50 a	8 59 a	11 14 a	↓	1 24 p	3 59 p	5 24 p	6 32 p	8 53 p
Downingtown	70	6 50 a	↓	7 56 a	9 05 a	11 20 a	↓	1 30 p	4 05 p	5 30 p	6 38 p	8 59 p
Paoli	83	d 7 05 a	d 7 48 a	c 8 10 a	9 19 a	11 32 a	11 51 a	1 42 p	4 17 p	5 42 p	6 50 p	9 11 p
<b>PHILADELPHIA, PA.</b>												
Penn Central Sta. (30th St.)	Ar	—	7 29 a	8 34 a	9 44 a	11 57 a	↓	2 08 p	4 41 p	6 06 p	7 13 p	9 34 p
Penn Center	Ar	103	7 33 a	8 38 a	9 48 a	12 01 p	↓	2 12 p	4 45 p	6 10 p	7 17 p	9 38 p
North Philadelphia	Ar	—	—	8 21 a	—	—	12 20 p	—	—	—	—	—

## NEW YORK/ALBANY/BUFFALO

Read Down					"EMPIRE SERVICE"					Read Up					
Daily	Daily	Daily	Daily	Daily	← Frequency of Operation →					Daily	Daily	Daily	Daily	Daily	
79	77	75	73	71	← Train Number →					70	72	74	76	78	
Y	Y	Y	Y	Y	Miles from NY	← Type of Service (Eastern Time) →					Y	Y	Y	Y	Y
9 00 p	6 00 p	4 00 p	1 00 p	9 00 a	0	Dp	NEW YORK (Grand Central), NY	Ar	9 50 a	11 59 a	4 55 p	7 50 p	9 45 p		
9 57 p	6 57 p	4 57 p	1 57 p	9 57 a	33		Croton-Harmon	(NOTE)	8 50 a	11 00 a	3 55 p	6 50 p	8 45 p		
10 40 p	7 40 p	5 40 p	2 40 p	10 40 a	73		Poughkeepsie	(NOTE)	8 04 a	10 14 a	3 09 p	6 04 p	7 59 p		
10 55 p	7 55 p	5 55 p	2 55 p	10 55 a	88		Rhinecliff		7 49 a	9 59 a	2 54 p	5 49 p	7 44 p		
11 17 p	8 17 p	6 17 p	3 17 p	11 17 a	114		Hudson		7 27 a	9 37 a	2 32 p	5 27 p	7 22 p		
11 50 p	8 50 p	6 50 p	3 50 p	11 50 a	142	Ar	ALBANY-RENSSELAER	Dp	7 00 a	9 10 a	2 05 p	5 00 p	6 55 p		
		7 09 p	4 09 p	12 09 p	151		Colonie-Schenectady			8 48 a	1 36 p		6 26 p		
		7 46 p	4 46 p	12 46 p	177		Amsterdam			8 11 a	12 59 p		5 49 p		
		8 48 p	5 48 p	1 48 p	237		UTICA			7 09 a	11 57 a		4 47 p		
		9 04 p	6 04 p	2 04 p	250		Rome			6 53 a	11 41 a		4 31 p		
		9 40 p	6 36 p	2 36 p	284	Ar	SYRACUSE	Dp		6 20 a	11 03 a		3 53 p		
			8 05 p	4 05 p	370		ROCHESTER				9 37 a		2 27 p		
			9 20 p	5 20 p	436	Ar	BUFFALO	Dp			8 35 a		1 25 p		

NOTE - Passengers not carried locally between New York and Croton-Harmon, or between New York and Poughkeepsie.  
Y Snack, light meal and beverage service.

## Station Restrictions

Back Bay (Boston), Mass: Passengers not handled between South Station and Back Bay.  
 Bridgeport, CT: Passengers not handled locally between Bridgeport and New Haven, Stamford, Rye or New York.  
 Stamford, CT: Passengers not handled locally between Stamford and New Haven, Bridgeport, Rye or New York.  
 Rye, NY: Passengers not handled locally between Rye, Stamford, Bridgeport, New Haven and Penn Station, New York.  
 Newark, NJ: Passengers not handled on Metroliners between Newark and Penn Station, New York.  
 Metropark-Woodbridge, NJ: Passengers not handled between Metropark-Woodbridge and Newark or Penn Station, New York.  
 North Philadelphia, PA: Passengers not handled between North Philadelphia and Philadelphia (30th Street).  
 Capital Beltway, MD: Passengers not handled between Capital Beltway and Washington.

## Additional Stops

Some trains shown herein also stop at the following stations:

Mansfield, MASS	Metuchen, NJ	Ardmore, PA	Whitford, PA
Mystic, CONN	Levittown-Tullytown, PA	Bryn Mawr, PA	Mount Joy, PA
Elizabeth, NJ	Bristol, PA	Malvern, PA	Middletown, PA
Rahway, NJ			

Consult your Amtrak agent, or, for PA and NJ stops, local Amtrak-PC Timetable forms for full information.

## Conditional Stops


Train 143—Wallingford-Stops Saturday and Sunday only  
 Train 166—New Brunswick-Stops Saturday and Sunday only  
 Train 175—Trenton-Stops Sat., Sun., and May 29, July 4, Sept. 4 only  
 Train 176—Princeton Jct-Stops Sun., and May 29, July 4, Sept. 4 only  
 Train 179—Princeton Jct-Stops Sat., Sun., and May 29, July 4, Sept. 4 only  
 Train 186—Princeton Jct and New Brunswick-Stops except Saturday, and May 29, July 4, Sept. 4  
 Train 203—New Brunswick-Stops Sun., and May 29, July 4, Sept. 4 only  
 Train 218—Princeton Jct-Stops Sunday only  
 Train 221—Princeton Jct and New Brunswick-Stops Sunday only  
 Consult agent for frequencies of New York-Philadelphia trains during holiday periods.

## NEW YORK—WASHINGTON FARES

BETWEEN	One-Way Fares (Double for round-trip)				Accommodation Charges Parlor Car, Drawing Room Charge for up to Two passengers (Add One Charge for Each Additional Passenger)
	Metroliner Coach	Coaches	Metroclub (Includes Seat Charge)	Parlor Car (Includes Seat Charge)	
<b>NEW YORK and</b>					
Trenton.....	\$ 6.50	\$ 3.50	\$11.40	\$ 6.90	\$1.40
Philadelphia.....	8.25	5.25	14.15	9.65	1.40
Wilmington.....	9.50	6.50	17.00	12.50	1.75
Baltimore.....	16.75	10.75	27.15	19.65	2.65
Capital Beltway.....	18.50	11.25 ■	30.40	22.90	3.15
Washington.....	19.00	11.25 ■	30.90	23.40	3.15
<b>WASHINGTON and</b>					
Baltimore.....	5.00	2.50	9.40	4.90	1.40
Wilmington.....	9.50	6.50	15.80	11.30	1.55
Philadelphia.....	11.00	8.00	18.50	14.00	2.00
Trenton.....	12.75	9.75	22.40	17.90	2.65
Newark.....	18.50	11.25 ■	30.40	22.90	3.15
New York.....	19.00	11.25 ■	30.90	23.40	3.15
<b>CAPITAL BELTWAY and</b>					
Baltimore.....	4.25	1.75	8.90	4.40	1.40
Wilmington.....	8.75	5.75	15.05	10.55	1.55
Philadelphia.....	10.25	7.25	18.00	13.50	2.00
Trenton.....	12.00	9.00	21.65	17.15	2.65
Newark.....	17.75	11.25 ■	28.15	22.15	3.15
New York.....	18.50	11.25 ■	30.40	22.90	3.15
<b>BALTIMORE and</b>					
Wilmington.....	7.25	4.25	12.15	7.65	1.40
Philadelphia.....	8.50	5.50	14.65	10.15	1.40
Trenton.....	10.75	7.75	18.25	13.75	2.00
Newark.....	16.25	10.25	26.15	18.65	2.65
New York.....	16.75	10.75	27.15	19.65	2.65
<b>PHILADELPHIA and</b>					
Wilmington.....	4.25	1.75	8.65	4.15	1.40
Baltimore.....	8.50	5.50	14.65	10.15	1.40
Washington.....	11.00	8.00	18.50	14.00	2.00

■ Amtrak's new low bargain fare.

**Amtrak**



**We're making the trains worth traveling again.  
Come aboard and see.**



# NEW YORK and WASHINGTON to PITTSBURGH and CHICAGO

(See opposite table for additional New York - Pittsburgh service)

Read Down		Train Number		Read Up	
541	41			40	540
Broadway Limited		Train Name		Broadway Limited	
Daily	Daily	Frequency of Operation		Daily	Daily
X *	X *	Miles from NY	Type of Service	X *	X *
	4 55 p	0	Dp..... NEW YORK (Penn Sta.), NY ET..Ar	9 50 a	
	r 5 11 p	10	..... NEWARK, NJ.....	d 9 34 a	
		24	..... Metropark-Woodbridge.....		
	r 5 55 p	58	..... TRENTON.....	d 8 48 a	
	r 6 23 p	85	..... NORTH PHILADELPHIA, PA.....	d 8 21 a	
	6 53 p	111	..... Paoli.....	d 7 48 a	
	7 40 p	159	..... Lancaster.....	7 01 a	
	8 15 p	194	Ar..... HARRISBURG.....Dp	6 29 a	
					9 59 a
	4 40 p	0	Dp..... WASHINGTON, DC.....Ar	d 9 44 a	
r 4 55 p		10	..... Capital Beltway, MD.....	d 9 15 a	
r 5 35 p		40	..... BALTIMORE.....	6 40 a	
8 10 p		141	Ar..... HARRISBURG, PA.....Dp		
	8 35 p	194	Dp..... HARRISBURG, PA.....Ar	6 11 a	
	11 01 p	325	..... Altoona.....	3 40 a	
	11 53 p	362	..... Johnstown.....	2 32 a	
	1 42 a	439	..... PITTSBURGH.....	1 06 a	
f 3 36 a		541	..... Canton, OH.....	f 10 50 p	
5 25 a		628	..... Crestline.....	9 31 p	
6 34 a		700	..... Lima..... ET.....	8 20 p	
6 30 a		759	..... Fort Wayne, IND.....	6 18 p	
d 8 20 a		882	..... Gary (5th & Chase)..... CT.....	r 4 33 p	
9 00 a		907	Ar..... CHICAGO (Union Sta.), ILL CT..Dp	4 00 p	

• Indiana Time.

## equipment

- snack and beverage service on all trains
- no checked baggage handled

## canadian connections

daily	(Amtrak)	daily
9 00a	dp. NEW YORK (GCT) ... ar.	9 45p
5 20p	ar. BUFFALO ... dp.	1 25p
(TH&B — CP Rail)		
5 30p	dp. BUFFALO ... ar.	12 59p
6 10p	ar. FORT ERIE, ONT. ... dp.	12 15p
6 30p	ar. WELLAND ... dp.	11 50a
7 25p	ar. HAMILTON ... dp.	10 55a
8 35p	ar. TORONTO ... dp.	9 50a

(See page 43 for complete schedules between New York and Buffalo)

# NEW YORK and WASHINGTON to ST. LOUIS and KANSAS CITY

(See opposite table for additional New York - Pittsburgh service)

Read Down		Train Number		Read Up	
531	31			30	530
National Limited		Train Name		National Limited	
Mo We Fr	Daily	Frequency of Operation		Daily	Mo We Fr
	X *	Miles from NY	Type of Service	X *	
	1 35 p	0	Dp..... NEW YORK (Penn Sta.), NY ET..Ar	1 55 p	
	1 50 p	10	..... NEWARK, NJ.....	1 41 p	
	r 2 07 p	24	..... Metropark-Woodbridge.....	d 1 18 p	
	2 40 p	58	..... TRENTON.....	12 49p	
					2 05 p
	1 25p	0	Dp..... WASHINGTON, DC.....Ar	2 29 p	
r 1 40p	1 00 p	10	..... Capital Beltway.....		d 1 49 p
	1 32 p	40	..... BALTIMORE, MD.....	1 57 p	
	2 52 p	141	Ar..... NORTH PHILADELPHIA, PA.....Dp	12 39 p	
					d 1 20 p
	3 08 p	85	Dp.... NORTH PHILADELPHIA, PA.....Ar	12 20 p	
	3 40 p	111	..... Paoli.....	11 51 a	
	4 27 p	159	..... Lancaster.....	11 05 a	
	5 01 p	194	Ar..... HARRISBURG.....Dp	10 33 a	
	5 13 p	194	Dp..... HARRISBURG.....Ar	10 21 a	
	6 18 p	255	..... Lewistown.....	9 06 a	
	6 52 p	291	..... Huntingdon.....	8 25 a	
	7 22 p	311	..... Tyrone.....	7 56 a	
	7 47 p	325	..... Altoona.....	7 41 a	
	8 47 p	362	..... Johnstown.....	6 33 a	
	9 35 p	399	..... Latrobe.....	5 51 a	
	9 48 p	408	..... Greensburg.....	5 38 a	
	10 28 p	432	..... Wilksburg.....	5 09 a	
	10 45 p	439	..... PITTSBURGH.....	4 45 a	
					10 40 a
	2 57 a	630	..... COLUMBUS, OH.....	12 41 a	
	4 37 a	700	..... DAYTON..... ET.....	11 16 p	
	4 29 a	742	..... Richmond, IND.....	9 26 p	
	6 02 a	810	..... INDIANAPOLIS.....	8 06 p	
	7 22 a	882	..... Terre Haute.....	6 31 p	
	8 37 a	950	..... Effingham, ILL..... CT.....	5 26 p	
	10 35 a	1050	Ar..... ST. LOUIS, MO.....Dp	3 45 p	
					3 25 p
	10 55 a	1050	Dp..... ST. LOUIS, MO.....Ar	2 45 p	
	11 20 a	1063	..... Kirkwood.....	12 47 p	
	1 23 p	1172	..... JEFFERSON CITY.....	11 35 a	
	2 31 p	1235	..... Sedalia.....	10 57 a	
	3 12 p	1265	..... Warrensburg.....	9 40 a	
	4 40 p	1329	Ar..... KANSAS CITY.....CT..Dp		

See page 52 for new Western connections at Kansas City.

- Indiana Time.
- Metroliner connection; change at North Philadelphia.
- f Flag stop. Stops only on signal to receive and discharge passengers.
- d Stops only to discharge passengers.
- r Stops only to receive passengers.
- c Conditional Stop. Consult agent for complete details.
- Y Snack or light meal and beverage service.
- X Food service (sit-down) and beverage service.
- \* First class service available. If a day train, parlor car service; if a night train, sleeping car service.

# WASHINGTON, NORFOLK/NEWPORT NEWS to CINCINNATI and CHICAGO

Read Down			Read Up		
51			50		
James Whitcomb Riley			George Washington		
Daily	Daily	Miles from Wash	Frequency of Operation		Daily
Y	X *		Type of Service		X *
	2 28 p		Dp	NEW YORK, NY	ET
	5 50 p	0	Dp	WASHINGTON, DC	Ar
	6 07 p	8	Dp	Alexandria, VA	
3 25 p			Dp	NORFOLK (BUS)	Ar
4 35 p			Dp	NEWPORT NEWS	Ar
5 07 p				Williamsburg	
6 00 p				RICHMOND (Main St. Sta.)	
7 55 p	8 05 p	115	Ar	Charlottesville (Main St. Sta.)	Dp
	c 8 22 p	116	Ar	Charlottesville (Sou Ry Sta.)	Dp
	9 20 p	154		Staunton	
	10 25 p	211		Clifton Forge	
	11 20 p	245		White Sulphur Springs, WVA	
	12 25 a	290		Hinton	
	12 59 a	313		Prince	
	2 40 a	387		CHARLESTON	
	3 40 a	437		Huntington	
	4 15 a	453		Ashland, KY	
	7 20 a	599	Ar	CINCINNATI, OH	ET
	7 40 a	599	Dp	CINCINNATI, OH	ET
	9 15 a	708		INDIANAPOLIS, IND	
	10 35 a	772		Lafayette	
	d 1 10 p	847		Kankakee, (PC Sta.), ILL	CT
	d 1 45 p	879		Homewood	r
	2 55 p	906	Ar	CHICAGO (Union Sta.)	CT

d Stops only to discharge passengers.  
 r Stops only to receive passengers.  
 \* Conditional Stop. Consult agent for complete details.  
 ■ Connecting Metroliner. Change at Washington.  
 ● Indiana Time.



**WELCOME  
 TO AMTRAK  
 A NEW LOOK...  
 A WHOLE  
 NEW  
 VIEWPOINT**

**DETAILED NATIONWIDE SCHEDULES**

## WASHINGTON/PARKERSBURG

Read Down				Read Up			
641				640			
Potomac Special				Potomac Special			
Mo thru Fr Ex Hol				Mo thru Fr Ex Hol			
X				X			
	4 50 p	11 00 a	0	Dp	WASHINGTON, DC	Ar	12 10 p
	5 02 p	11 12 a	7		Silver Spring, MD		7 30 p
	5 45 p	11 55 a	46		Brunswick		7 15 p
	5 55 p	12 05 p	55		Harpers Ferry, WVA		6 32 p
	6 19 p	12 29 p	73		Martinsburg		11 03 a
	7 52 p	2 02 p	146	Ar	Cumberland, MD	Dp	6 23 p
	8 33 p	2 43 p	169		Keyser, WVA		10 37 a
	9 28 p	3 38 p	200		Oakland, MD		5 57 p
	10 52 p	5 02 p	247	Ar	Grafton	Dp	9 05 a
	11 33 p	5 43 p	270		Clarksburg		4 25 p
	1 45 a	7 55 p	351	Ar	PARKERSBURG	Dp	8 24 a

**NOTE: Holiday Schedules operated on Independence Day and Labor Day**

# CHICAGO/TAMPA/ST PETERSBURG AND MIAMI

Read Down

Read Up

52	← Train Number →		53
Floridian	← Train Name →		Floridian
Daily	← Frequency of Operation →		Daily
X ★	Miles from Chi	← Type of Service →	X ★
9 00 p	0	Dp. CHICAGO (Union Sta.), ILL. CT Ar	6 00 a
• 3 00 a	226	INDIANAPOLIS	• 11 05 p
7 40 a	337	Ar. LOUISVILLE, KY	Dp 8 30 p
7 50 a	337	Dp. LOUISVILLE, KY	ET. Ar 8 00 p
8 50 a	451	Bowling Green	CT. Ar 4 30 p
10 35 a	524	Ar. NASHVILLE, TENN.	Dp 3 00 p
10 45 a	524	Dp. NASHVILLE, TENN.	Ar 2 45 p
1 05 p	644	Decatur, ALA.	12 15 p
3 05 p	729	Ar. BIRMINGHAM	Dp 10 20 a
3 15 p	729	Dp. BIRMINGHAM	Ar 10 05 a
5 20 p	827	Ar. MONTGOMERY	Dp 8 00 a
5 35 p	827	Dp. MONTGOMERY	Ar 7 30 a
8 10 p	946	Dothan, CT.	4 30 a
11 15 p	1038	Thomasville, GA.	ET. Ar 3 25 a
c12 06 a	1081	Valdosta	c2 11 a
1 36 a	1140	Waycross (Oklahoma Ave)	12 48 a
3 05 a	1217	Ar. JACKSONVILLE, FLA.	Dp 11 00 p
4 05 a	1217	Dp. JACKSONVILLE, FLA.	Ar 9 05 p
c5 55 a	1324	DeLand	c6 45 p
6 25 a	1340	Sanford	6 25 p
6 50 a	1356	Winter Park	5 55 p
7 10 a	1362	ORLANDO	5 40 p
Station For Walt Disney World			
8 45 a	1424	Lakeland	3 45 p
9 35 a	1453	Ar. TAMPA	Dp 3 10 p
9 40 a	1453	Dp. TAMPA	Ar 3 05 p
10 55 a	1483	Clearwater	1 55 p
11 30 a	1496	Ar. ST. PETERSBURG	Dp 1 35 p
8 37 a	1417	Winter Haven	3 45 p
f 9 15 a	1458	Sebring	f 3 11 p
10 50 a	1561	West Palm Beach	1 50 p
f 11 11 a	1579	Delray Beach	f 1 23 p
f 11 23 a	1589	Deerfield Beach	f 1 10 p
11 45 a	1603	FORT LAUDERDALE	12 57 p
12 02 p	1611	Hollywood	12 45 p
1 05 p	1631	Ar. MIAMI	ET. Dp 12 15 p

#53 may be occupied in Chicago until 7:00 am.

- f Flag stop. Stops only on signal to receive and discharge passengers.
- d Stops only to discharge passengers.
- r Stops only to receive passengers.
- c Conditional Stop. Consult agent for complete details.
- Y Snack or light meal and beverage service.
- X Food service (sit-down) and beverage service.
- ★ First class service available. If a day train, parlor car service; if a night train, sleeping car service.
- Indiana Time

# CHICAGO/CARBONDALE/NEW ORLEANS

Read Down

Read Up

59	391	← Train Number →		58	392
Panama Limited	Shawnee	← Train Name →		Panama Limited	Shawnee
Daily	Daily	← Frequency of Operation →		Daily	Daily
X ★	Y	Miles from Chi	← Type of Service (Central Time) →	X ★	Y
4 15 p	9 00 a	0	Dp. CHICAGO (Union Sta.), ILL. Ar	9 40 a	9 50
5 25 p	10 10 a	27	Homewood (NOTE)	8 25 a	8 40
5 53 p	10 38 a	60	Kankakee (IC Sta.)	7 54 a	8 05
6 40 p	11 25 a	117	Rantoul	7 04 a	7 14
6 55 p	11 40 a	132	Ar. CHAMPAIGN/URBANA	Dp 6 49 a	6 59
7 05 p	11 50 a	132	Dp. CHAMPAIGN/URBANA	Ar 6 39 a	6 50
7 44 p	12 29 p	176	Mattoon	5 52 a	6 05
8 09 p	12 54 p	203	Effingham	5 27 a	5 40
9 00 p	1 45 p	256	Centralia	4 44 a	4 57
9 55 p	2 50 p	312	Ar. CARBONDALE	Dp 3 47 a	4 00
10 05 p		312	Dp. CARBONDALE	Ar 3 37 a	
11 05 p		365	Cairo	2 37 a	
11 55 p		410	Ar. Fulton, KY	Dp 1 47 a	
12 05 a		410	Dp. Fulton, KY	Ar 1 37 a	
12 50 a		455	Dyersburg, TENN.	12 49 a	
2 15 a		532	Ar. MEMPHIS	Dp 11 17 p	
2 30 a		532	Dp. MEMPHIS	Ar 11 02 p	
3 37 a		591	Batesville, MISS.	9 43 p	
4 18 a		631	Grenada	9 03 p	
4 39 a		654	Winona	8 44 p	
5 10 a		684	Durant	8 16 p	
5 44 a		720	Canton	7 44 p	
6 12 a		743	Ar. JACKSON	Dp 7 16 p	
6 22 a		743	Dp. JACKSON	Ar 7 06 p	
7 12 a		797	Brookhaven	6 16 p	
7 36 a		821	McComb	5 55 p	
8 24 a		873	Hammond, LA.	5 04 p	
9 50 a		926	Ar. NEW ORLEANS	Dp 4 00 p	

NOTE - Passengers not carried locally between Chicago and Homewood.

DETAILED NATIONWIDE SCHEDULES



Read Down				NEW YORK/FLORIDA				Read Up			
89	83			81	Train Number			90	84		82
Carolina Coast	Meteor			Silver Star	Train Name			Carolina Coast	Meteor	Silver Star	
Daily Last Trip Sept. 9	Daily			Daily	Frequency of Operation			Daily Last Trip Sept. 10	Daily	Daily	
X*	X*	X*	X*	Miles from N.Y.	Type of Service (Eastern Time)			X*	X*	X*	X*
2 40 p		9 30 a			Dp	BOSTON (South Sta.) MASS.	Ar	1 58 p	4 40 p	9 35 p	
7 30 p		2 40 p	9 15 a	0	Dp	NEW YORK (Penn.) NY	Ar	8 50 a	10 55 a	4 55 p	
7 45 p		2 55 p	9 30 a	10		NEWARK, NJ		8 34 a	d10 40 a	4 40 p	
c 8 02 p		r 3 12 p	r 9 47 a	24		Metropark-Woodbridge			d10 20 a	d 4 23 p	
8 35 p		r 3 47 p	10 21 a	58		TRENTON		7 51 a	d 9 46 a	3 51 p	
9 02 p		r 4 14 p	10 48 a	86		North Philadelphia		7 22 a	d 9 16 a	3 24 p	
9 13 p		r 4 25 p	10 58 a	91		PHILADELPHIA (30th St.) PA		7 13 a	d 9 06 a	3 14 p	
9 40 p		r 4 54 p	11 27 a	118		WILMINGTON, DEL		6 45 a	d 8 35 a	2 45 p	
10 40 p		r 6 05 p	12 29 p	187		BALTIMORE, MD		5 45 a	d 7 26 a	1 45 p	
				215		Capital Beltway		c 5 14 a			
11 20 p		r 6 45 p	1 10 p	227	Ar	WASHINGTON, DC	Dp	5 00 a	6 45 a	1 05 p	
11 45 p		r 7 05 p	1 30 p	227	Dp	WASHINGTON, DC	Ar	4 00 a	6 25 a	12 25 p	
12 02 a		7 22 p	1 47 p	235		Alexandria, VA		3 24 a	5 54 a	11 55 a	
f 12 27 a			f 2 12 p	262		Quantico	f 2 57 a			f 11 26 a	
f 12 47 a			f 2 32 p	281		Fredricksburg	f 2 39 a			f 11 06 a	
2 00 a		9 15 p	3 45 p	341	Ar	RICHMOND { Broad. }	Dp	1 45 a	4 15 a	10 10 a	
2 15 a		9 35 p	4 00 p	341	Dp	RICHMOND { St. Sta. }	Ar	1 30 a	4 00 a	9 55 a	
f 2 45 a		f 10 05 p	f 4 00 p	368		Petersburg	f 12 27 a		f 2 57 a	f 8 55 a	
			6 50 p	501		RALEIGH, NC				6 25 a	
			8 50 p	598	Ar	Hamlet	Dp			4 30 a	
			9 00 p	598	Dp	Hamlet	Ar			4 20 a	
			10 04 p	672		Camden, SC				2 48 a	
			10 45 p	705		COLUMBIA				2 15 a	
			1 15 a	843		SAVANNAH, GA				11 50 p	
				466		Rocky Mount, NC	11 00 p		1 30 a		
				482		Wilson, NC	10 27 p		12 57 a		
				556		Fayetteville	9 20 p		11 50 p		
				639	Ar	Florence, SC	Dp	8 00 p	10 30 p		
				639		Florence, SC	Ar	7 50 p	10 20 p		
				734		CHARLESTON	6 10 p		8 35 p		
				787		Yemassee	5 18 p		7 45 p		
				836		SAVANNAH, GA	4 25 p		6 55 p	11 50 p	
				901		Thalmann			c 5 45 p		
				972	Ar	JACKSONVILLE, FLA	Dp	4 10 p	4 40 p	9 25 p	
				972	Dp	JACKSONVILLE, FLA	Ar	4 20 p	4 20 p	9 05 p	
				1078		Deland		1 50 p		c 6 45 p	
				1095		Sanford		1 30 p		6 25 p	
				1111		Winter Park		1 00 p		5 55 p	
				1117		ORLANDO		12 45 p		5 40 p	
				1178		Lakeland		11 35 a		3 45 p	
				1208	Ar	TAMPA	Dp	10 55 a		3 10 p	
				1208	Dp	TAMPA	Ar	10 50 a		3 05 p	
				1238		Clearwater		9 40 a		1 55 p	
				1251	Ar	ST. PETERSBURG	Dp	9 20 a		1 35 p	
				1027	Dp	Waldo	Ar		c 3 04 p		
				1072		Ocala			c 2 20 p		
				1098	Ar	Wildwood	Dp		1 55 p		
				1098	Dp	Wildwood	Ar		1 50 p		
				1163		Winter Haven		12 42 p		3 45 p	
				1204		Sebring		f 12 05 p		f 3 11 p	
				1306		West Palm Beach		10 43 a		1 50 p	
				1324		Delray Beach		f 10 20 a		f 1 23 p	
				1335		Deerfield Beach		f 10 06 a		f 1 10 p	
				1349		FT. LAUDERDALE		9 52 a		12 57 p	
				1356		Hollywood		9 38 a		12 45 p	
				1377	Ar	MIAMI	Dp	9 10 a		12 15 p	

**ORLANDO:**  
Station for  
Wait Disney World

- f Flag stop. Stops only on signal to receive and discharge passengers.
- d Stops only to discharge passengers.
- r Stops only to receive passengers.
- c Conditional Stop. Consult agent for complete details.
- Y Snack or light meal and beverage service.
- X Food service (sit-down) and beverage service.
- \* First class service available. If a day train, parlor car service; if a night train, sleeping car service.
- Connecting train; change at New York.
- ▲ Connecting train Sunday through Friday; change at New York; on Saturdays connection arrives Boston 10 45 p.

**DETAILED NATIONWIDE SCHEDULES**

## CHICAGO/MILWAUKEE/MINNEAPOLIS

Train Number	321	9	323	7	325	327	329						
Train Name		North Coast Hiawatha	Abraham Lincoln	Empire Builder			Prairie State						
Frequency of Operation	Daily	Daily	Daily	Daily	Daily	Daily	Daily						
Type of Service (Central Time)	Miles from Chi Y	X★	X★	X★	Y	Y	X						
CHICAGO (Union Sta.), ILL.....Dp	0	8 30 a	10 30 a	1 30 p	2 30 p	4 30 p	6 30 p	10 30 p					
Glenview.....(NOTE)...	17	8 53 a	10 53 a	1 53 p	2 53 p	4 53 p	6 53 p	10 53 p					
Sturtevant (Racine), WIS.....	62	9 32 a				5 32 p f	7 32 p						
MILWAUKEE.....Ar	85	10 02 a	11 59 p	2 59 p	3 59 p	6 02 p	8 02 p	11 59 p					
MILWAUKEE.....Dp	85		12 05 p		4 05 p								
Columbus.....Ar	150		1 10 p		5 10 p								
MADISON (BUS).....Ar from Columbus			2 00 p		6 00 p								
MADISON (BUS).....Dp for Columbus			11 00 a		3 00 p								
Columbus.....Dp	150		1 10 p		5 10 p								
Portage.....	178		1 38 p										
Wisconsin Dells.....	195		1 55 p										
Tomah.....	240		2 38 p										
LaCrosse.....	281		3 19 p		7 10 p								
Winona, MINN. (Station for Rochester)....	308		3 55 p		7 48 p								
Red Wing.....	371		4 59 p										
MINNEAPOLIS-ST. PAUL.....Ar	421		6 20 p		10 10 p								

## MINNEAPOLIS/MILWAUKEE/CHICAGO

Train Number	320	322	324	8	326	10	328						
Train Name	Prairie State			Empire Builder	Abraham Lincoln	North Coast Hiawatha							
Frequency of Operation	Daily	Daily	Daily	Daily	Daily	Daily	Daily						
Type of Service (Central Time)	Miles from Minn X	Y	Y	X★	X★	X★	Y						
MINNEAPOLIS-ST. PAUL, MINN.....Dp	0			7 10 a		11 00 a							
Red Wing.....	50					12 04 p							
Winona. (Station for Rochester).....	113			9 17 a		1 08 p							
La Crosse, WIS.....	140			9 55 a		1 45 p							
Tomah.....	181					2 26 p							
Wisconsin Dells.....	226					3 08 p							
Portage.....	243					3 28 p							
Columbus.....Ar	271			11 58 a		3 58 p							
MADISON (BUS).....Ar from Columbus				2 00 p		6 00 p							
MADISON (BUS).....Dp for Columbus				11 00 a		3 00 p							
Columbus.....Dp	271			11 58 a		3 58 p							
MILWAUKEE.....Ar	336			1 10 p		5 10 p							
MILWAUKEE.....Dp	336	6 10 a	7 20 a	10 20 a	1 20 p	3 20 p	5 20 p	7 20 p					
Sturtevant (Racine).....	359	f 6 34 a	7 44 a	f 10 44 a		3 44 p							
Glenview, ILL.....(NOTE)...	404	7 15 a	8 25 a	11 25 a	2 23 p	4 25 p	6 23 p	8 23 p					
CHICAGO (Union Sta.).....Ar	421	7 42 a	8 52 a	11 52 a	2 50 p	4 52 p	6 50 p	8 50 p					

NOTE: Passengers not carried locally between Chicago and Glenview.  
 f Flag stop. Stops only on signal to receive and discharge passengers.  
 d Stops only to discharge passengers.  
 r Stops only to receive passengers.  
 c Conditional Stop. Consult agent for complete details.  
 Y Snack or light meal and beverage service.  
 X Food service (sit-down) and beverage service.  
 ★ First class service available. If a day train, parlor car service; if a night train, sleeping car service.

# CHICAGO/DETROIT

# MILWAUKEE/CHICAGO/ST. LOUIS

Read Down			Read Up		
362	360		← Train Number →		361 363
St.Clair	Wolverine		← Train Name →		Wolverine St.Clair
Daily	Daily		← Frequency of Operation →		Daily Daily
Y★	Y★	Miles from Chi	← Type of Service →		Y★ Y★
(Central Time)					
4 15 p	10 30 a	0	Dp.....	CHICAGO (Union Sta.), Ill.....Ar	2 30 p 8 15 p
(Michigan Time)					
6 10 p	12 25 p	93	.....	Niles,MICH.....	12 35 p 6 20 p
7 10 p	1 25 p	141	.....	KALAMAZOO.....	11 40 a 5 25 p
7 40 p	1 55 p	164	.....	Battle Creek.....	11 10 a 4 55 p
8 35 p	2 50 p	209	.....	Jackson.....	10 15 a 4 00 p
9 20 p	3 35 p	247	.....	ANN ARBOR.....	9 30 a 3 15 p
10 05 p	4 20 p	282	Ar.....	DETROIT.....Dp	8 45 a 2 30 p

Read Down			Read Up		
326-303	320-301		← Train Number →		302-323 304-329
Abraham Lincoln	Prairie State		← Train Name →		Abraham Lincoln Prairie State
Daily	Daily		← Frequency of Operation →		Daily Daily
X★	X	Miles from Milw	← Type of Service (Central Time) →		X★ X
3 20 p	6 10 a	0	Dp.....	MILWAUKEE, WIS.....Ar	2 59 p 11 59 p
4 25 p	7 15 a	68	.....	Glenview, ILL.*.....	1 53 p 10 53 p
4 52 p	7 42 a	85	Ar.....	CHICAGO (Union Sta.).....Dp	1 30 p 10 30 p
5 10 p	8 00 a	85	Dp.....	CHICAGO (Union Sta.).....Ar	1 20 p 10 05 p
5 50 p	8 40 a	122	.....	Joliet.....	12 31 p 9 16 p
6 42 p	9 38 a	177	.....	Pontiac.....	11 34 a 8 22 p
7 22 p	10 22 a	212	.....	BLOOMINGTON.....	11 03 a 7 51 p
7 49 p	10 53 a	241	.....	Lincoln.....	10 25 a 7 16 p
8 21 p	11 30 a	270	.....	SPRINGFIELD.....	9 57 a 6 47 p
8 57 p	12 06 p	309	.....	Carlville.....	9 18 a 6 06 p
9 36 p	12 43 p	342	.....	Alton.....	8 48 a 5 34 p
10 35 p	1 38 p	369	Ar.....	ST. LOUIS, MO.....Dp	8 00 a 4 40 p

\* - Passengers not carried locally between Chicago and Glenview.

# CHICAGO/GALESBURG/WEST QUINCY/OMAHA/KANSAS CITY

Read Down						Read Up							
3	347	5	15	19		← Train Number →		20	348	6	346	4	16
Super Chief/El Capitan	Illinois Zephyr	Denver Zephyr/ City of SF	Texas Chief	Chief		← Train Name →		Chief	Illinois Zephyr	Denver Zephyr/ City of SF	Illinois Zephyr	Super Chief/El Capitan	Texas Chief
Daily	Daily (NOTE-Page 2)	Daily	Daily	Daily LT 9/10		← Frequency of Operation →		Daily LT 9/12	Mothru Sa (NOTE-Page 2)	Daily	Su Only (NOTE-Page 2)	Daily	Daily
X★	Y	X★	X★	X★	Miles from Chi	← Type of Service (Central Time) →		X★	Y	X★	Y	X★	X★
6 30 p	6 00 p	4 30 p	3 00 p	9 30 a	0	Dp.....	CHICAGO (Union Sta.), ILL.....Ar	7 30 a	10 15 a	10 45 a	1 00 p	1 30 p	3 15 p
	c 6 18 p	5 07 p			14	.....	La Grange Road.....		c 9 47 a	9 27 a	c12 30 p		
	6 40 p				38	.....	Aurora.....		9 27 a	9 50 a	12 12 p		
	6 53 p				52	.....	Plano.....		9 14 a		11 59 a		
	7 21 p	5 46 p			83	.....	Mendota.....		8 50 a	9 10 a	11 35 a		
	7 41 p	6 05 p			104	.....	Princeton.....		8 31 a	8 50 a	11 16 a		
	8 02 p	6 30 p			131	.....	Kewanee.....		8 10 a	8 23 a	10 55 a		
					38	.....	Joliet.....	6 14 a				12 25 p	1 59 p
	7 20 p				90	.....	Streator.....	c 5 23 a				c11 35 a	1 06 p
	c 8 05 p				130	.....	Chillicothe.....	4 43 a				10 55 a	12 25 p
	8 40 p					.....							
		7 05 p			163	.....	GALESBURG (BN Sta.).....	3 56 a	7 45 a	7 55 a	10 30 a	10 10 a	11 36 a
	9 25 p				177	.....	GALESBURG (ATSF Sta.).....						
						.....			6 55 a		9 40 a		
					202	.....	Macomb.....		5 45 a		8 30 a		
	9 20 p				262	Ar.....	WEST QUINCY, MO.....Dp						
	10 30 p					.....							
					179	.....	Monmouth.....			7 28 a			
					206	.....	Burlington,IA.....			7 00 a			
					233	.....	Mt. Pleasant.....			6 22 a			
					280	.....	Ottumwa.....			5 38 a			
					360	.....	Osceola.....			4 26 a			
					393	.....	Creston.....			3 57 a			
					496	Ar.....	OMAHA, NB.....Dp			2 05 a			
						.....							
					232	.....	Fort Madison, IA.....	3 00 a				9 15 a	10 40 a
					311	.....	La Plata, MO.....	1 46 a					9 25 a
					346	.....	Marceline.....						8 50 a
					385	.....	Carrollton.....						8 15 a
					449	Ar.....	KANSAS CITY.....Dp	11 30 p				5 50 a	7 05 a

DETAILED NATIONWIDE SCHEDULES

# CHICAGO/HOUSTON

Read Down

Read Up

15		← Train Number →	16
Texas Chief		← Train Name →	Texas Chief
Daily		← Frequency of Operation →	Daily
X ★		← Type of Service →	X ★
	Miles from Chi	(Central Time)	
3 00 p	0	Dp. CHICAGO (Union Station), ILL. Ar	3 15 p
3 53 p	38	..... Joliet .....	1 59 p
4 38 p	90	..... Streator .....	1 06 p
5 14 p	130	..... Chillicothe .....	12 25 p
6 00 p	177	..... Galesburg (ATSF Sta.) .....	11 36 a
7 10 p	232	..... Fort Madison, IA. ....	10 40 a
8 20 p	311	..... La Plata, MO. ....	9 25 a
8 53 p	346	..... Marcelline .....	8 50 a
9 23 p	385	..... Carrollton .....	8 15 a
10 45 p	449	Ar..... KANSAS CITY..... Dp	7 05 a
11 00 p	449	Dp..... KANSAS CITY..... Ar	6 50 a
11 46 p	489	..... Lawrence, KAN.....	5 50 a
12 25 a	515	..... TOPEKA .....	5 20 a
1 35 a	577	..... Emporia .....	4 05 a
2 50 a	650	..... Newton .....	2 45 a
3 30 a	677	..... Wichita .....	1 50 a
4 40 a	728	..... Arkansas City .....	12 45 a
5 22 a	753	..... Ponca City, OKLA.....	12 15 a
5 58 a	786	..... Perry .....	11 40 p
6 30 a	817	..... Guthrie .....	11 11 p
7 15 a	848	Ar..... OKLAHOMA CITY..... Dp	10 40 p
7 25 a	848	Dp..... OKLAHOMA CITY..... Ar	10 30 p
7 55 a	866	..... Norman .....	10 00 p
8 26 a	881	..... Purcell .....	9 40 p
c 8 52 a	903	..... Pauls Valley.....	c 9 06 p
9 48 a	948	..... Ardmore .....	8 15 p
10 36 a	988	..... Gainesville, TEX.....	7 31 p
11 55 a	1052	Ar..... FORT WORTH..... Dp	6 08 p
12 10 p	1052	Dp..... FORT WORTH..... Ar	5 55 p
12 50 p	1081	..... Cleburne .....	5 20 p
2 01 p	1155	..... McGregor .....	4 08 p
2 38 p	1180	..... Temple .....	3 43 p
4 45 p	1291	..... Bellville Yard.....	1 51 p
6 45 p	1368	Ar..... HOUSTON (ATSF STA)..... Dp	12 20 p

# CHICAGO/LOS ANGELES

Read Down

Read Up

19		3	← Train Number →	4	20
Chief		Super Chief/El Capitan	← Train Name →	Super Chief/El Capitan	Chief
Daily		Daily	← Frequency of Operation →	Daily	Daily
X ★		X ★	← Type of Service →	X ★	X ★
Last Trip Sept 10		Miles from Chi			FT 6/13 LT 9/10
9 30 a	6 30 p	0	Dp. CHICAGO (Union Sta.), ILL. CT. Ar	1 30 p	7 30 a
10 20 a	7 20 p	38	..... Joliet .....	12 25 p	6 14 a
c11 05 a	c 8 05 p	90	..... Streator .....	c11 35 a	c 5 23 a
11 40 a	8 40 p	130	..... Chillicothe .....	10 55 a	4 43 a
12 25 p	9 25 p	177	..... Galesburg (ATSF Sta.) .....	10 10 a	3 56 a
1 30 p	10 30 p	232	..... Fort Madison, IA. ....	9 15 a	3 00 a
2 39 p		311	..... La Plata, Mo. ....		1 46 a
5 00 p	2 00 a	449	Ar..... KANSAS CITY..... Dp	5 50 a	11 30 p
5 15 p	2 10 a	449	Dp..... KANSAS CITY..... Ar	5 35 a	11 20 p
f 7 05 p	f4 00 a	562	..... Emporia, KAN.....	f3 45 a	f 9 30 p
8 15 p	5 10 a	635	..... Newton .....	2 40 a	8 25 p
f 8 45 p	5 40 a	668	..... Hutchinson..... CT.....	1 58 a	f 7 41 p
9 28 p	6 23 a	788	..... Dodge City..... MT.....	11 23 p	5 05 p
	f7 05 a	838	..... Garden City.....	f10 26 p	↑
	c 8 21 a	938	..... Lamar, COLO.....	c 9 08 p	↑
12 30 a	9 25 a	990	..... La Junta .....	8 25 p	2 10 p
	c10 42 a	1071	..... Trinidad .....		c12 41 p
2 55 a	11 51 a	1094	..... Raton, NM .....	6 05 p	11 45 a
4 57 a	1 55 p	1204	..... Las Vegas.....	4 13 p	9 43 a
6 45 a	3 45 p	1268	..... Lamy (Santa Fe*).....	2 25 p	7 57 a
8 00 a	5 05 p	1336	Ar..... ALBUQUERQUE..... Dp	1 20 p	6 55 a
8 10 a	5 15 p	1336	Dp..... ALBUQUERQUE..... Ar	1 10 p	6 45 a
10 35 a	7 43 p	1496	..... Gallup.....	10 37 a	4 08 a
•11 25 p	• 8 40 p	1623	..... Winslow, ARIZ.....	• 7 50 a	• 1 20 a
•12 30 p	• 9 50 p	1681	..... Flagstaff.....	• 6 33 a	•12 00 n
	c1258 a	1853	..... Kingman..... MT.....	c3 14 a	
4 40 p	2 05 a	1914	..... Needles, CAL..... PT.....	2 00 a	7 15 p
7 40 p	5 15 a	2082	..... Barstow .....	11 20 p	4 45 p
9 35 p	7 10 a	2163	..... San Bernardino.....	9 12 p	2 38 p
10 12 p	7 45 a	2188	..... Pomona .....	8 39 p	2 04 p
10 58 p	8 30 a	2213	..... Pasadena.....	8 00 p	1 25 p
11 35 p	9 00 a	2222	Ar..... LOS ANGELES..... PT. Dp	7 30 p	1 00 p

See page 46 for new Eastern connections at Kansas City.

\* Lamy is the station for Santa Fe.

• Arizona Time

f Flag stop. Stops only on signal to receive and discharge passengers.  
d Stops only to discharge passengers.  
r Stops only to receive passengers.  
c Conditional Stop. Consult agent for complete details.  
Y Snack or light meal and beverage service.  
X Food service (sit-down) and beverage service.  
★ First class service available. If a day train, parlor car service; if a night train, sleeping car service.

# CHICAGO/DENVER/OGDEN AND SAN FRANCISCO/OAKLAND

# NEW ORLEANS/LOS ANGELES

Read Down		Read Up	
5	← Train Number →	6	
San Francisco Zephyr	← Train Name →	San Francisco Zephyr	
Daily	← Frequency of Operation →	Daily	
X ★	← Type of Service →	X ★	
	Miles From Chi		
4 30 p	0	Dp. . . . . CHICAGO (Union Sta.), ILL. CT Ar	10 45 a
r5 07 p	38	. . . . . Aurora	d9 50 a
5 46 p	83	. . . . . Mendota	9 10 a
6 05 p	104	. . . . . Princeton	8 50 a
6 30 p	131	. . . . . Kewanee	8 23 a
7 05 p	163	. . . . . Galesburg (BN Sta.)	7 55 a
7 29 p	179	. . . . . Monmouth	7 28 a
8 00 p	206	. . . . . Burlington, IA	7 00 a
8 25 p	233	. . . . . Mt. Pleasant	6 22 a
9 05 p	280	. . . . . Ottumwa	5 38 a
10 10 p	360	. . . . . Osceola	4 26 a
11 00 p	393	. . . . . Creston	3 57 a
1 05 a	496	. . . . . OMAHA, NEB	2 05 a
2 10 a	551	Ar . . . . . LINCOLN . . . . . Dp	1 05 a
2 40 a	551	Dp . . . . . LINCOLN . . . . . Ar	12 35 a
4 30 a	648	. . . . . Hastings	11 12 p
5 14 a	702	. . . . . Holdrege	10 16 p
6 30 a	779	Ar . . . . . McCook . . . . . CT Dp	9 13 p
5 40 a	779	Dp . . . . . McCook . . . . . MT Ar	8 03 p
7 36 a	922	. . . . . Akron, COLO	6 09 p
8 05 a	956	. . . . . Fort Morgan	5 37 p
9 30 a	1034	Ar . . . . . DENVER . . . . . Dp	4 30 p
10 00 a	1034	Dp . . . . . DENVER . . . . . Ar	4 00 p
11 05 a	1086	. . . . . Greeley	2 45 p
12 10 p	1140	Ar . . . . . Cheyenne, WYO . . . . . Dp	1 40 p
12 35 p	1130	Dp . . . . . Cheyenne, WYO . . . . . Ar	1 15 p
1 55 p	1197	. . . . . Laramie	11 55 a
3 55 p	1314	. . . . . Rawlins	9 55 a
5 50 p	1433	. . . . . Rock Springs	8 00 a
6 30 p	1448	. . . . . Green River	7 35 a
8 25 p	1548	. . . . . Evanston	5 40 a
10 20 p	1624	Ar . . . . . OGDEN, UTAH . . . . . Dp	3 45 a
10 45 p	1624	Dp . . . . . OGDEN, UTAH . . . . . MT Ar	3 20 a
f 1 30 a	1867	. . . . . Elko, NEV . . . . . PT	f 9 42 p
2 10 a	1889	. . . . . Carlin	9 20 p
7 15 a	2177	. . . . . Sparks	4 40 p
7 30 a	2180	Ar . . . . . RENO . . . . . Dp	3 55 p
12 35 p	2333	Ar . . . . . SACRAMENTO, CAL . . . . . Dp	11 20 a
2 55 p	2420	Ar . . . . . OAKLAND . . . . . Dp	9 30 a
3 25 p	2426	Ar . . . . . SAN FRANCISCO (Bus) . . . . . PT Dp	9 00 a

Read Down		Read Up	
1	← Train Number →	2	
Sunset Ltd	← Train Name →	Sunset Ltd	
MoWe Fr	← Frequency of Operation →	Arrives ThSu Tu	←
X ★	← Type of Service →	X ★	
MoWeFr	Miles from N. O.		
1 00 p	0	Dp . . . . . NEW ORLEANS, LA . . . . . CT. Ar	7 00 p
"	3 40 p	126 . . . . . New Iberia . . . . .	3 50 p
"	4 17 p	145 . . . . . Lafayette . . . . .	3 25 p
"	5 58 p	219 . . . . . Lake Charles . . . . .	1 45 p
"	7 17 p	279 . . . . . Beaumont, TEX. . . . .	12 20 p
"	9 25 p	363 Ar . . . . . HOUSTON . . . . . Dp	10 35 a
"	9 50 p	363 Dp . . . . . HOUSTON . . . . . Ar	10 15 a
TuThSa	2 15 a	569 Ar . . . . . SAN ANTONIO . . . . . Dp	6 00 a
"	2 35 a	569 Dp . . . . . SAN ANTONIO . . . . . Ar	5 45 a
"	5 56 a	738 . . . . . Del Rio . . . . .	2 05 a
"	8 35 a	867 . . . . . Sanderson . . . . .	11 05 p
"	10 25 a	958 . . . . . Alpine . . . . .	9 15 p
"	3 00 p	1177 Ar . . . . . EL PASO . . . . . CT. . . . .	5 20 p
"	2 35 p	1117 Dp . . . . . EL PASO . . . . . MT. Dp	3 50 p
"	3 55 p	1266 . . . . . Deming, NM . . . . .	2 05 p
"	4 55 p	1326 . . . . . Lordsburg . . . . .	1 10 p
"	● 7 00 p	1488 Ar . . . . . TUCSON, ARIZ . . . . . Dp	● 8 45 a
"	● 7 15 p	1488 Dp . . . . . TUCSON, ARIZ . . . . . Ar	● 8 30 a
"	● 9 50 p	1608 . . . . . PHOENIX . . . . . MT. . . . .	● 6 00 a
WeFrSu	1 25 a	1782 . . . . . Yuma . . . . .	● 2 35 a
"	3 45 a	1904 . . . . . Indio, CAL . . . . . PT . . . . .	12 10 a
"	6 10 a	2001 . . . . . Pomona . . . . .	9 50 p
"	6 50 a	2027 . . . . . Alhambra (Pasadena) . . . . .	9 20 p
"	7 30 a	2033 Ar . . . . . LOS ANGELES . . . . . PT. Dp	9 00 p
Arives WeFrSu			TuFrSu

- f Flag stop. Stops only on signal to receive and discharge passengers.
- d Stops only to discharge passengers.
- r Stops only to receive passengers.
- c Conditional Stop. Consult agent for complete details.
- Y Snack or light meal and beverage service.
- X Food service (sit-down) and beverage service.
- ★ First class service available. If a day train, parlor car service, if a night train, sleeping car service.
- Arizona Time.

DETAILED NATIONWIDE SCHEDULES

# CHICAGO/TWIN CITIES/SEATTLE (VIA BILLINGS)

# CHICAGO/TWIN CITIES/SEATTLE (VIA HAVRE)

Read Down			Read Up		
	9		← Train Number →	10	
North Coast Hiawatha			← Train Name →	North Coast Hiawatha	
MoWeSa			← Frequency of Operation →	Arives WeFrSu	
X *	Miles from Chi		← Type of Service →	X *	
MoWeSa	10 30 a	0	Dp . CHICAGO (Union Sta.), ILL. CT. Ar	6 50 p	WeFrSu
"	10 53 a	17	..... Glenview..... d	6 23 p	"
"	12 05 p	85	Dp . . . . . MILWAUKEE, WIS. . . . . Ar	5 10 p	"
"	1 10 p	150	Ar . . . . . Columbus . . . . . Dp	3 58 p	"
"	3 30 p		Ar . . . . . MADISON (BUS) . . . . . Dp	12 05 p	"
"	1 45 p		Dp . . . . . MADISON (BUS) . . . . . Ar	1 50 p	"
"	1 10 p	150	Dp . . . . . Columbus . . . . . Ar	3 58 p	"
"	1 38 p	178	..... Portage . . . . .	3 28 p	"
"	1 55 p	195	..... Wisconsin Dells . . . . .	3 08 p	"
"	2 38 p	240	..... Tomah . . . . .	2 26 p	"
"	3 19 p	281	..... La Crosse . . . . .	1 45 p	"
"	3 55 p	308	..... Winona, MINN. . . . .	1 08 p	"
"	4 59 p	371	..... Red Wing . . . . .	12 04 p	"
"	6 20 p	421	Ar . . . . . MINNEAPOLIS/ST. PAUL . . . . . Dp	11 00 a	"
"	7 00 p	421	Dp . . . . . MINNEAPOLIS/ST. PAUL . . . . . Ar	9 30 a	"
"	8 15 p	486	..... St. Cloud . . . . .	8 00 a	"
"	9 17 p	551	..... Staples . . . . .	6 45 a	"
"	10 22 p	613	..... Detroit Lakes . . . . .	5 37 a	"
"	11 25 p	672	Ar . . . . . FARGO, ND . . . . . Dp	4 25 a	"
"	11 40 p	672	Dp . . . . . FARGO, ND . . . . . Ar	4 10 a	"
TuThSu	1 30 a	764	..... Jamestown . . . . .	2 22 a	"
"	3 15 a	866	..... Bismarck . . . . .	12 16 a	"
"	3 30 a	871	Ar . . . . . Mandan . . . . . CT Dp	12 05 a	"
"	2 40 a	871	Dp . . . . . Mandan . . . . . MT Ar	10 55 p	TuThSa
"	4 40 a	971	..... Dickinson . . . . .	9 15 p	"
"	6 45 a	1077	..... Glendive, MONT . . . . .	7 10 p	"
"	8 10 a	1155	..... Miles City . . . . .	5 36 p	"
"	9 07 a	1201	..... Forsyth . . . . .	4 50 p	"
"	11 00 a	1302	..... Billings . . . . .	3 10 p	"
"	1 10 p	1427	..... Livingston . . . . .	12 55 p	"
"	2 10 p	1452	..... Bozeman . . . . .	11 58 a	"
"	4 30 p	1546	Ar . . . . . Butte . . . . . Dp	9 30 a	"
"	4 40 p		Dp . . . . . BUTTE (BUS) . . . . . Ar	9 10 a	"
"	6 10 p		Ar . . . . . HELENA (BUS) . . . . . Dp	7 40 a	"
"	2 40 p		Dp . . . . . HELENA (BUS) . . . . . Ar	11 05 a	"
"	4 10 p		Ar . . . . . BUTTE (BUS) . . . . . Dp	9 35 a	"
"	4 35 p	1546	Dp . . . . . Butte . . . . . Ar	9 25 a	"
f	5 13 p	1587	..... Deer Lodge . . . . .	f 8 29 a	"
"	6 45 p	1626	..... Missoula . . . . .	7 10 a	"
"	8 35 p	1737	Ar . . . . . Paradise . . . . . MT Dp	5 20 a	"
"	7 40 p	1737	Dp . . . . . Paradise . . . . . PT Ar	4 15 a	"
"	f 9 40 p	1856	..... Sandpoint, IDA . . . . .	f 2 00 a	"
"	11 00 p	1924	Ar . . . . . SPOKANE, WASH. . . . . Dp	12 45 a	"
WeFrMo	1 40 a	1924	Dp . . . . . SPOKANE, WASH. . . . . Ar	11 30 p	MoWeFr
"	4 40 a	2069	..... Pasco . . . . .	8 25 p	"
"	6 40 a	2159	..... Yakima . . . . .	6 20 p	"
"	7 40 a	2196	..... Ellensburg . . . . .	5 15 p	"
"	10 10 a	2296	..... East Auburn . . . . .	r 2 44 p	"
"	10 45 a		Ar . . . . . TACOMA (BUS) . . . . . Dp	1 55 p	"
"	3 00 p		Ar . . . . . PORTLAND, ORE . . . . . Dp	9 15 a	"
Arives WeFrMo	11 20 a	2318	Ar . . . . . SEATTLE (King St.) WASH. . . . . PT Dp	2 00 p	MoWeFr

Read Down			Read Up		
	7		← Train Number →	8	
Empire Builder			← Train Name →	Empire Builder	
Daily			← Frequency of Operation →	Daily	
X *			← Type of Service →	X *	
	Miles from Chi				
	2 30 p	0	Dp . CHICAGO (Union Sta.), ILL. CT. Ar	2 50 p	
r	2 53 p	17	..... Glenview..... d	2 23 p	
	4 05 p	85	Dp . . . . . MILWAUKEE, WIS. . . . . Ar	1 10 p	
	5 10 p	150	..... Columbus . . . . .	11 58 a	
	7 10 p	281	..... La Crosse . . . . .	9 55 a	
	7 48 p	308	..... Winona, MINN. . . . .	9 17 a	
	10 10 p	421	Ar . . . . . MINNEAPOLIS/ST. PAUL . . . . . Dp	7 10 a	
	10 45 p	421	Dp . . . . . MINNEAPOLIS/ST. PAUL . . . . . Ar	6 30 a	
	12 33 a	513	..... Willmar . . . . .	4 59 a	
	1 30 a	568	..... Morris . . . . .	3 58 a	
	2 25 a	625	..... Breckenridge . . . . .	3 05 a	
	3 25 a	672	Ar . . . . . FARGO, N.D. . . . . Dp	1 55 a	
	3 40 a	672	Dp . . . . . FARGO, N.D. . . . . Ar	1 40 a	
	5 10 a	750	..... Grand Forks . . . . .	12 12 a	
	6 55 a	839	..... Devils Lake . . . . .	10 34 p	
f	7 55 a	896	..... Rugby . . . . .	f 9 32 p	
	9 00 a	957	Ar . . . . . Minot . . . . . Dp	8 30 p	
	9 15 a	957	Dp . . . . . Minot . . . . . Ar	8 20 p	
	11 20 a	1077	Ar . . . . . Williston . . . . . CT Dp	6 05 p	
	10 30 a	1077	Dp . . . . . Williston . . . . . MT Ar	4 55 p	
	12 15 p	1184	..... Wolf Point, MONT . . . . .	3 15 p	
	1 01 p	1233	..... Glasgow . . . . .	2 25 p	
f	2 01 p	1298	..... Malta . . . . .	f 1 10 p	
	3 15 p	1386	Ar . . . . . Havre . . . . . Dp	11 55 a	
	3 30 p	1386	Dp . . . . . Havre . . . . . Ar	11 40 a	
	5 20 p	1491	..... Shelby . . . . .	10 00 a	
	5 50 p	1516	..... Cut Bank . . . . .	9 25 a	
f	6 40 p	1562	..... Glacier Park . . . . .	f 8 35 a	
f	8 15 p	1618	..... Belton . . . . .	f 6 55 a	
	8 45 p	1641	Ar . . . . . Whitefish . . . . . Dp	6 25 a	
	8 55 p	1641	Dp . . . . . Whitefish . . . . . Ar	6 15 a	
	10 45 p	1743	..... Libby . . . . . MT . . . . .	4 15 a	
	10 10 p	1761	..... Troy . . . . . PT . . . . .	2 45 a	
	11 50 p	1828	Dp . . . . . Sandpoint, IDA . . . . . Ar	1 10 a	
	1 10 a	1894	Ar . . . . . SPOKANE, WASH. . . . . Dp	12 01 a	
	1 40 a	1894	Dp . . . . . SPOKANE, WASH. . . . . Ar	11 30 p	
	4 40 a	2039	Ar . . . . . Pasco . . . . . Dp	8 25 p	
	5 00 a	2039	Dp . . . . . Pasco . . . . . Ar	8 07 p	
	6 50 a	2129	..... Yakima . . . . .	6 20 p	
	7 40 a	2165	..... Ellensburg . . . . .	5 15 p	
	10 10 a	2267	..... East Auburn . . . . .	2 44 p	
	10 45 a		Ar . . . . . TACOMA (BUS) . . . . . Dp	1 55 p	
	3 00 p		Ar . . . . . PORTLAND, ORE . . . . . Dp	9 15 a	
	11 20 a	2289	Ar . . . . . SEATTLE (King St.) WASH. . . . . PT Dp	2 00 p	

f Flag stop. Stops only on signal to receive and discharge passengers.  
d Stops only to discharge passengers.  
r Stops only to receive passengers.  
c Conditional Stop. Consult agent for complete details.  
Y Snack or light meal and beverage service.  
X Food service (sit-down) and beverage service.  
\* First class service available. If a day train, parlor car service; if a night train, sleeping car service.

DETAILED NATIONWIDE SCHEDULES

# SAN FRANCISCO/OAKLAND/LOS ANGELES SAN DIEGO

# SEATTLE/SAN FRANCISCO/OAKLAND SAN DIEGO

Read Down Read Up

Read Down Read Up

12		← Train Number →		13	
Coast Daylight		← Train Name →		Coast Daylight	
Daily		← Frequency of Operation →		Daily	
X ⊗		← Type of Service →		X ⊗	
Miles from Oak		(Pacific Time)			
8 05 a		Dp. SAN FRANCISCO, CAL. (BUS)	Ar	8 50 p	
8 35 a	0	Dp. OAKLAND	Ar	8 20 p	
9 55 a	53	Dp. SAN JOSE	Ar	6 58 p	
11 28 a	120	Salinas		5 29 p	
2 15 p	254	San Luis Obispo		2 45 p	
4 38 p	373	Santa Barbara		12 15 p	
5 25 p	416	Oxnard		11 25 a	
6 32 p	474	Glendale		10 21 a	
● 6 55 p	480	Dp. LOS ANGELES	Dp	● 1005 a	
● 7 15 p	480	Ar. LOS ANGELES	Ar	● 9 45 a	
7 55 p	506	Fullerton		9 05 a	
8 13 p	516	Santa Ana		8 48 a	
8 41 p	544	San Clemente		8 15 a	
9 08 p	566	Oceanside		7 54 a	
9 30 p	584	Del Mar		7 31 a	
10 10 p	608	Ar. SAN DIEGO	Dp	7 00 a	

11-12		← Train Number →		13-14	
Coast Starlight Daylight		← Train Name →		Coast Starlight Daylight	
MoThSa		← Frequency of Operation →		Arrives MoThSa	
X ★		← Type of Service →		X ★	
Miles from S'ttle		(Pacific Time)			
MoThSa	11 50 a	0	Dp. SEATTLE(King St. Sta.), WASH.	Ar	5 20 p
"	12 46 p	40	Tacoma		4 22 p
"	1 27 p	75	East Olympia		3 35 p
"	1 50 p	94	Centralia		3 14 p
"	2 40 p	137	Kelso		2 22 p
"	3 29 p	176	Vancouver		1 40 p
"	3 50 p	186	Ar. PORTLAND, ORE	Dp	1 20 p
"	4 05 p	186	Dp. PORTLAND, ORE	Ar	1 05 p
"	5 15 p	239	Salem		11 47 a
"	6 38 p	310	Eugene		10 35 a
"	11 02 p	504	Klamath Falls		5 50 a
TuFrSu	2 00 a	611	Dunsmuir, CAL.		3 05 a
"	3 36 a	668	Redding		1 05 a
"	6 35 a	821	Davis		10 30 p
TuFrSu	8 15 a	895	Ar. OAKLAND	Dp	8 50 p
"	8 45 a		Ar. SAN FRANCISCO (BUS)	Dp	8 20 p
"	8 15 a		Dp. SAN FRANCISCO (BUS)	Ar	8 50 p
TuFrSu	8 45 a	895	Dp. OAKLAND	Ar	8 20 p
"	10 05 a	948	SAN JOSE		6 58 p
"	11 28 a	1015	Salinas		5 29 p
"	2 15 p	1149	San Luis Obispo		2 45 p
"	4 38 p	1268	Santa Barbara		12 15 p
"	5 25 p	1311	Oxnard		11 25 a
"	6 32 p	1371	Glendale		10 21 a
TuFrSu	● 6 55 p	1375	Ar. LOS ANGELES	Dp	● 1005 a
"	● 7 15 p	1375	Dp. LOS ANGELES	Ar	● 9 45 a
"	7 55 p	1401	Fullerton		9 05 a
"	8 13 p	1411	Santa Ana		8 48 a
"	8 41 p	1439	San Clemente		8 15 a
"	9 08 p	1461	Oceanside		7 54 a
"	9 30 p	1479	Del Mar		7 31 a
"	10 10 p	1503	Ar. SAN DIEGO	Dp	7 00 a
Arrives	TuFrSu				SuWeFr

Snack service only on Los Angeles-San Diego connection. No First Class service.

Snack service only on Los Angeles-San Diego connection. No First Class service.

DETAILED NATIONWIDE SCHEDULES

- Cross-platform transfer at Los Angeles to and from points beyond.
- f Flag stop. Stops only on signal to receive and discharge passengers.
- d Stops only to discharge passengers.
- r Stops only to receive passengers.
- c Conditional Stop. Consult agent for complete details.
- Y Snack or light meal and beverage service.
- X Food service (sit-down) and beverage service.
- ★ First class service available. If a day train, parlor car service; if a night train, sleeping car service.
- ⊗ First class service available on #12 TuFrSu. On # 13 SuWeFr.

## SEATTLE/PORTLAND

Read Down						Read Up								
			199	11	195		← Train Number →	198	14	196				
			Puget Sound	Coast Starlight	Mount Rainier		← Train Name →	Puget Sound	Coast Starlight	Mount Rainier				
			Daily	Mo Th Sa	Daily		← Frequency of Operation →	Daily	Mo Th Sa	Daily				
			Y	X ★	Y		← Type of Service →	Y	X ★	Y				
						Miles from S'ttle	(Pacific Time)							
			8 30 a	11 50 a	5 30 p	0	Dp SEATTLE (King St. Sta.), WASH. Ar	12 45 p	5 20 p	9 15 p				
			9 20 a	12 46 p	6 20 p	40	.....Tacoma.....	11 50 a	4 22 p	8 19 p				
				1 27 p		75	.....East Olympia.....		3 35 p					
			10 23 a	1 50 p	7 22 p	94	.....Centralia.....	10 48 a	3 14 p	7 17 p				
			11 09 a	2 40 p	8 08 p	137	.....Kelso.....	10 01 a	2 22 p	6 30 p				
			11 52 a	3 29 p	8 51 p	176	.....Vancouver.....	9 21 a	1 40 p	5 50 p				
			12 15 p	3 50 p	9 15 p	186	Ar.....PORTLAND, ORE.....Dp	9 00 a	1 20 p	5 30 p				

## LOS ANGELES/ SAN DIEGO

Read Down						Read Up								
			774	778	776		← Train Number →	773	777	775				
			San Diegan	San Diegan	San Diegan		← Train Name →	San Diegan	San Diegan	San Diegan				
			Daily	Daily	Daily		← Frequency of Operation →	Daily	Daily	Daily				
			Y	Y			← Type of Service →	Y	Y					
						Miles from L.A.	(Pacific Time)							
			7 15 p	10 00 a	8 00 a	0	Dp.....LOS ANGELES, CAL.....Ar	9 45 a	6 55 p	9 40 p				
			7 55 p	10 40 a	8 40 a	26	.....Fullerton.....	9 05 a	6 05 p	8 50 p				
			8 13 p	10 58 a	8 58 a	36	.....Santa Ana.....	8 48 a	5 48 p	8 33 p				
			8 41 p	11 26 a	9 26 a	64	.....San Clemente.....	8 15 a	5 15 p	8 00 p				
			9 08 p	11 53 a	9 53 a	86	.....Oceanside.....	7 54 a	4 54 p	7 39 p				
			9 30 p	12 15 p	10 15 a	104	.....Del Mar.....	7 31 a	4 31 p	7 16 p				
			10 10 p	12 55 p	10 55 a	128	Ar.....SAN DIEGO.....Dp	7 00 a	4 00 p	6 45 p				

- f Flag stop. Stops only on signal to receive and discharge passengers.
- d Stops only to discharge passengers.
- r Stops only to receive passengers.
- c Conditional Stop. Consult agent for complete details.
- Y Snack or light meal and beverage service.
- X Food service (sit-down) and beverage service.
- ★ First class service available. If a day train, parlor car service; if a night train, sleeping car service.



**CONNECTING INTERCITY RAIL SERVICES**  
(Operated by Railroads Not in the Amtrak System)  
These are condensed schedules. For complete details see the timetables of the various non-Amtrak carriers.

**BOSTON/NEW YORK/WASHINGTON/ATLANTA/NEW ORLEANS**  
**(AMTRAK/SOUTHERN RAILWAY SYSTEM)**

		1	7	5		← Southern Railway Train →		2	8	6		
		Daily	Daily	Daily	Miles from Wash	← Frequency of Operation →		Daily	Daily	Daily		
<b>(AMTRAK CONNECTIONS)</b>												
		9 30 a		*x1000 p		Dp..... Boston, MASS..... ET. Ar		5 50 p	*11 40 p	*28 25 a		
		* 3 30 p	2 30 p	* 8 30 a	*24 30 a	..... New York, NY.....	*12 02 p	12 53 a	* 6 55 p	*22 35 a		
		* 4 43 p	4 10 p	* 9 50 a	*26 15 a	..... Philadelphia, PA.....	*10 47 p	11 16 a	* 5 18 p	*2150 a		
		* 5 53 p	6 40 p	*11 01 a	*27 45 a	..... Baltimore, MD.....	* 9 36 a	9 46 a	* 3 46 p	*1115 p		
		* 6 29 p	6 20 p	*11 34 a	*28 30 a	Ar..... Washington, DC..... Dp	* 9 00 a	9 05 a	* 3 05 p	*x1030 p		
<b>(SOUTHERN)</b>												
		7 00 p	11 45 a	9 45 a	0	Dp..... Washington, DC..... Ar		8 15 a	2 30 p	10 15 p		
		7 17 p	12 05 p	10 10 a	8	..... Alexandria, VA.....		7 35 a	2 00 p	9 50 p		
		9 15 p	2 35 p	12 25 p	112	..... Charlottesville.....		5 45 a	11 15 a	7 20 p		
		10 39 p	4 05 p	1 55 p	173	..... Lynchburg.....		4 30 a	9 40 a	5 45 p		
		11 56 p		3 15 p	236	..... Danville.....		3 15 a		4 25 p		
		1 00 a		4 30 p	284	..... Greensboro, NC.....		2 15 a		3 13 p		
		1 28 a		5 09 p	299	..... High Point.....		1 40 a		2 38 p		
		2 10 a		6 00 p	334	Ar..... Salisbury..... Dp		1 06 a		1 54 p		
				*10 40 p	473	Ar..... Asheville..... Dp				* 9 15 a		
		3 00 a		6 58 p	375	..... Charlotte.....		12 05 a		12 49 p		
		4 48 a		8 53 p	453	..... Spartanburg, SC.....		10 35 p		11 05 a		
		5 30 a		9 35 p	484	..... Greenville.....		9 55 p		10 10 a		
		7 35 a		11 45 p	585	..... Gainesville, GA.....		7 55 p		7 55 a		
		8 30 a		12 55 a	633	Ar..... Atlanta (Peachtree Sta.) ET. Dp		7 00 p		7 00 a		
		11 35 a			739	Ar..... Birmingham, ALA..... CT. Dp		2 10 p				
		TuTh Su						MoWe Fr				
		Tu Th Su	1 01 p		854	Ar..... Tuscaloosa.....		12 42 p	Mo We Fr			
		"	2 55 p		951	..... Meridian, MISS.....		11 10 a	"	"		
		"	f 4 45 p		1037	..... Hattiesburg.....		f 9 20 a	"	"		
		"	7 30 p		1154	Ar..... New Orleans, LA..... Dp		7 00 a	"	"		
<b>(AMTRAK CONNECTIONS)</b>												
		We Fr Mo	1 00 p			Dp..... New Orleans, LA..... Ar		SuTu Th				
		"	9 50 p			..... Houston, Tex.....		7 00 p	Su Tu Th			
		Fr Su We	7 30 a			Ar..... Los Angeles, CAL..... PT. Dp		10 15 a	"	"		
		"	FrSu We					9 00 p	Fr Su Tu			

**CHICAGO/DENVER/OGDEN/  
SAN FRANCISCO**  
**(AMTRAK/DENVER & RIO GRANDE WESTERN)**

		17	← D&RGW Train →		18		
		MoTh Sa	Miles from Denrv	← Frequency of Operation from Denver or Ogden →	TuFr Su		
<b>(AMTRAK)</b>							
		4 30 p		Dp.... CHICAGO (Union Sta.) ILL. CT. Ar	10 45 a		
		9 30 a		Ar..... DENVER, COLO..... MT.Dp	4 30 p		
<b>(D&amp;RGW)</b>							
		q		Dp..... DENVER, COLO..... Ar	q	Tu Fr Su	
Mo Th Sa		7 30 a	0	..... Glenwood Springs.....	3 25 p	"	
"		1 05 p	185	..... Grand Junction.....	1 30 p	"	
"		3 05 p	275	..... Provo, UTAH.....	7 55 a	"	
"		8 30 p	526	Ar..... SALT LAKE CITY..... Dp	6 50 a	"	
"		9 30 p	570	Ar..... OGDEN..... Dp	4 60 a	"	
"		10 30 p	607			"	
<b>(AMTRAK)</b>							
Mo Th Sa		11 00 p		Dp..... OGDEN..... MT... Ar	3 00 a	Tu Fr Su	
Tu Fr Su		3 45 p		Ar..... SAN FRANCISCO, CAL... PT. Dp	8 30 a	Mo Th Sa	

**ATLANTA/AUGUSTA**  
**(GEORGIA RAILROAD)**

		2	← GA Train →		1		
		Daily	Miles from Atl'a	← Frequency of Operation (Eastern Time) →	Daily		
		4 15 p	0	Dp.. ATLANTA (4 Hunter St., SE), GA. Ar	11 00 a		
		8 00 p	171	Ar..... AUGUSTA, GA..... Dp	7 15 a		

**CHICAGO/PEORIA/QUAD CITIES**  
**(CHICAGO, ROCK ISLAND & PACIFIC)**

		11	5-9	← RI Train →		12	6-8
		Daily	Daily	Miles from Chi	← Frequency of Operation (Central Time) →	Daily	Daily
		6 15 p	5 35 p	0	Dp.. CHICAGO (LaSalle St. Sta.), ILL. Ar	10 05 a	10 25 a
		r 7 11 p	6 31 p	40	..... Joliet.....	d 9 10 a	d 9 27 a
		7 59 p	7 19 p	84	..... Ottawa.....	8 16 a	8 37 a
		8 17 p	7 37 p	99	..... LaSalle - Peru.....	7 59 a	8 21 a
		8 37 p	7 57 p	114	..... Bureau.....	7 39 a	8 03 a
		d 9 10 p		143	..... Chilllicothe.....	r 7 06 a	↑
		9 40 p		161	Ar..... PEORIA..... Dp	6 45 a	
		9 20 p	181	Ar..... ROCK ISLAND..... Dp			6 45 a

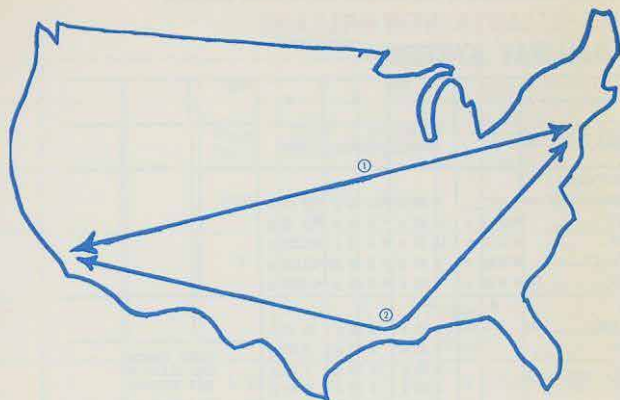
**EQUIPMENT**

- SR #1-2 (Southern Crescent) coaches, sleepers, Diner, lounge, Dome parlor (Atlanta - New Orleans)
- Sleeper (New York - Los Angeles)
- SR #3-4 coaches, Dome
- SR #5-6 (Piedmont) Coaches, food bar service.
- SR #7-8 Coaches.
- D&RGW #17-18 (Rio Grande Zephyr) Coach, Dome, Dining Car, Lounge Sleeper.
- RI #5-9, 11 and 6-8, 12 (Rocket) Coaches, Club Diner, Parlor Car (Reserved Seat)
- GA #1-2 Mixed Train Service Coach.

**EXPLANATION OF SIGNS**

- \* Trains 3 and 4 between Salisbury and Asheville operate Sunday, Tuesday and Friday only.
- Connecting service—change trains at Washington.
- ▲ Via Limousine service.
- d Stops only to discharge passengers.
- f Flag stop. Stops only on signal to receive and discharge passengers.
- q No direct connection available between Amtrak and D&RGW trains at this point.
- r Stops only to receive passengers.
- x Except Saturdays.
- z Except Sundays.

**DETAILED NATIONWIDE SCHEDULES**



# TWO TRANSCONTINENTAL RAIL SERVICES

via  
**AMTRAK and  
AMTRAK/SOUTHERN**

## 1 The "National Limited/Chief/Super Chief" Route

## 2 The "Southern Crescent/Sunset" Route

	No. 31/19		No. 4/30	
Sample Day ↓	Daily ↓		Daily ↑	Sample Day ↑
Friday	1 35 p	Dp.....New York.....Ar	1 55 p	Sunday
Friday	3 08 p	Dp.....No. Philadelphia.....Ar	12 20 p	Sunday
Friday	1 25 p*	Dp.....Washington.....Ar	2 05 p*	Sunday
	Mo We Fr	(Connection at Harrisburg)	Mo We Fr	
Friday	5 13 p	Dp.....Harrisburg.....Ar	10 21 a	Sunday
Friday	10 45 p	Dp.....Pittsburgh.....Ar	4 45 a	Sunday
Saturday	6 02 a	Dp.....Indianapolis.....Ar	8 06 p	Saturday
Saturday	10 55 a	Dp.....St. Louis.....Ar	3 25 p	Saturday
Saturday	4 40 p	Ar.....Kansas City.....Dp	9 40 a	Saturday
Saturday	5 15 p	Dp.....Kansas City.....Ar	5 35 a	Saturday
Sunday	8 00 a	Ar.....Albuquerque.....Dp	1 20 p	Friday
Sunday	9 35 p	Ar.....San Bernardino.....Dp	9 12 p	Thursday
Sunday	10 58 p	Ar.....Pasadena.....Dp	8 00 p	Thursday
Sunday	11 35 p	Ar.....Los Angeles.....Dp	7 30 p	Thursday

	No. 173/1/1		No. 2/2/172	
Actual Days of Operation ↓	↓		↑	Actual Days of Operation ↑
Mo We Sa	2 30 p	Dp.....New York.....Ar	12 53 p	Tu Th Sa
Mo We Sa	4 10 p	Dp.....Philadelphia (30th St.).....Ar	11 16 a	Tu Th Sa
Mo We Sa	7 00 p	Dp.....Washington.....Ar	8 15 a	Tu Th Sa
Tu Th Su	8 45 a	Dp.....Atlanta.....Ar	6 40 p	Mo We Fr
Tu Th Su	11 50 a	Dp.....Birmingham.....Ar	2 00 p	Mo We Fr
Tu Th Su	7 30 p*	Ar.....New Orleans.....Dp	7 00 a	Mo We Fr
We Fr Mo	1 00 p	Dp.....New Orleans.....Ar	7 00 p*	Su Tu Th
We Fr Mo	9 25 p	Ar.....Houston.....Dp	10 35 a	Su Tu Th
Th Sa Tu	3 00 p	Ar.....El Paso.....Dp	5 20 p	Sa Mo We
Th Sa Tu	7 00 p	Ar.....Tucson.....Dp	8 45 a	Sa Mo We
Th Sa Tu	9 50 p	Ar.....Phoenix.....Dp	7 00 a	Sa Mo We
Fr Su We	7 30 a	Ar.....Los Angeles.....Dp	9 00 p	Fr Su Tu

\* Direct Harrisburg connection operates Mo We Fr only; on other days use Metroliner connection at N. Philadelphia.

\* Overnight stay in exotic New Orleans with the sleeping car as your hotel.

(Washington-New Orleans segment operated by Southern Railway)

### Go One Way, Return Another!

For full information and reservations, call any Amtrak or Southern agent.

# SAMPLE Amtrak FARES

IN EFFECT JUNE 11, 1972

SHOWN FOR INFORMATION ONLY;  
SUBJECT TO CHANGE WITHOUT NOTICE

FOR ADDITIONAL INFORMATION, OR FOR FARES NOT SHOWN  
SEE TELEPHONE LISTINGS ON PAGES 4-6

## Sample Northeast Fares

	One Way Coach	One Way Parlor Car
Boston-New York . . . . .	\$ 9.90	\$19.37
Boston-Philadelphia . . . . .	15.15	29.67
Boston-Washington . . . . .	21.15	43.27
Hartford-New York . . . . .	6.25	10.62
New York-Albany . . . . .	6.75	NA
New York-Philadelphia . . . . .	5.25	9.65
New York-Baltimore . . . . .	10.75	19.65
New York-Washington . . . . .	11.25	23.40
Philadelphia-Harrisburg . . . . .	6.00	10.68▲
Philadelphia-Baltimore . . . . .	5.50	10.15
Philadelphia-Washington . . . . .	8.00	14.00

FOR METROLINER FARES, SEE P. 44  
FOR OTHER N.Y. — WASH. FARES, SEE P. 44

## Sample Florida Fares

	One Way Coach	One Way Roomette
Boston-Miami . . . . .	\$75.16	\$133.12▲
New York-Jacksonville . . . . .	46.71	86.79
New York-Tampa . . . . .	55.27	102.55
New York-Orlando . . . . .	52.64	97.81
New York-Miami . . . . .	61.51	112.85
Washington-Jacksonville . . . . .	34.00	62.50
Washington-Tampa . . . . .	43.00	79.55
Washington-Miami . . . . .	49.50	90.15
Richmond-Miami . . . . .	44.00	80.55
Chicago-Jacksonville . . . . .	50.08	84.02
Chicago-Tampa . . . . .	57.85	98.10
Chicago-Orlando . . . . .	55.47	93.69
Chicago-Miami . . . . .	63.53	107.65
Louisville-Miami . . . . .	49.53	86.01

### EXPLANATION OF SIGNS

- ▲ Parlor Car Seat, Boston-New York; Roomette, New York-Miami.
- ▲ Seat in Roomette.
- NA Not available.
- † Plus Small Additional Charge on Broadway Limited.
- # Plus Small Additional Charge on El Capitan or Super Chief.

Please consult your Amtrak ticket agent for further information.

## Sample Mid-West and West Coast Fares

	One Way Coach	One Way Parlor Car
Chicago-Detroit . . . . .	\$13.00	NA
Chicago-Indianapolis . . . . .	8.25	\$17.32
Chicago-Cincinnati . . . . .	13.00	26.92▲
Chicago-Springfield, Ill. . . . .	8.50	12.25
Chicago-St. Louis . . . . .	13.50	18.75
Chicago-Milwaukee . . . . .	4.50	6.40
Chicago-Champaign-Urbana . . . . .	5.49	8.10▲
Seattle-Portland . . . . .	4.95	10.00▲
Los Angeles-San Diego . . . . .	4.75	8.00▲
Milwaukee-St. Louis . . . . .	17.25	24.10

## Sample Fares (other than Florida)

	One Way Coach	One Way Roomette
New York-Chicago . . . . .	\$42.10	\$90.61
New York-St. Louis . . . . .	48.00	104.75
New York-Indianapolis . . . . .	38.00	82.61
New York-Pittsburgh . . . . .	20.50†	47.22
New York-Atlanta . . . . .	38.72	69.23
New York-New Orleans . . . . .	57.93	100.66
New York-Denver . . . . .	88.10	164.71
New York-Los Angeles . . . . .	129.00#	227.91
Washington-Chicago . . . . .	36.10	78.29
Washington-Cincinnati . . . . .	23.50	55.04
Washington-St. Louis . . . . .	40.50	89.61
Washington-Atlanta . . . . .	24.42	42.62
Washington-New Orleans . . . . .	43.53	73.77
Chicago-Memphis . . . . .	27.00	47.10
Chicago-New Orleans . . . . .	45.00	74.50
Chicago-Nashville . . . . .	26.36	45.47
Chicago-Kansas City . . . . .	19.00#	27.75#
Chicago-Houston . . . . .	48.00	67.20
Chicago-Denver . . . . .	46.00	74.10
Chicago-Louisville . . . . .	16.50	37.47
Chicago-Los Angeles . . . . .	90.00#	123.80#
Chicago-San Francisco . . . . .	95.00	148.80
Chicago-Seattle . . . . .	90.00	144.80
Chicago-Minneapolis-St. Paul . . . . .	19.50	27.10▲
Los Angeles-New Orleans . . . . .	73.25	128.35
Los Angeles-San Francisco . . . . .	16.00	28.00▲


**EFFECTIVE JUNE 11, 1972**

**EFFECTIVE JUNE 11, 1972**

**Amtrak**

**Amtrak**

**NATIONWIDE  
SCHEDULES OF  
INTERCITY  
PASSENGER  
SERVICE**



**National Railroad Passenger Corporation.**

955 L'Enfant Plaza North, S.W., Washington, D.C. 20024

International Cable Address: USATRAN, New York